

Modelling exciton-phonon interactions in optically driven quantum dots

Ahsan Nazir¹ and Dara P. S. McCutcheon²

¹*Photon Science Institute & School of Physics and Astronomy,*

The University of Manchester, Oxford Road, Manchester M13 9PL, United Kingdom

²*Department of Photonics Engineering, Technical University of Denmark, Building 345, 2800 Kgs. Lyngby, Denmark*

(Dated: November 5, 2015)

We provide a self-contained review of master equation approaches to modelling phonon effects in optically driven self-assembled quantum dots. Coupling of the (quasi) two-level excitonic system to phonons leads to dissipation and dephasing, the rates of which depend on the excitation conditions, intrinsic properties of the QD sample, and its temperature. We describe several techniques, which include weak-coupling master equations that are perturbative in the exciton-phonon coupling, as well as those based on the polaron transformation that can remain valid for strong phonon interactions. We additionally consider the role of phonons in altering the optical emission characteristics of quantum dot devices, outlining how we must modify standard quantum optics treatments to account for the presence of the solid-state environment.

I. INTRODUCTION

Self-assembled semiconductor quantum dots (QDs) are small regions of a semiconductor alloy hosted in a solid-state matrix composed of a different alloy. They are formed, for example, when a thin layer of InAs is deposited on a GaAs substrate. A difference in lattice constants creates strain, and above a certain critical thickness the InAs begins to spontaneously nucleate creating dome-shaped ‘islands’ [1–3]. The difference in lattice constants also results in a band-gap difference in the two materials, and as a consequence charge carriers present in the dot regions experience confinement in all three spatial dimensions. QDs are therefore effectively zero-dimensional systems (hence, quantum *dot*), and their charge carriers have discrete energy level structures in much the same way as electrons in atoms [4–6]. Similarly, they possess transition dipole moments, allowing for optically mediated excitation, as well as radiative decay and the emission of photons.

These characteristics have led to semiconductor QDs being described as solid-state or artificial atoms. Indeed, many of the phenomena more traditionally associated to atomic quantum optics have now also been demonstrated with QDs, including single and entangled photon emission [7–12], two-photon interference [13–20], driven Rabi oscillations [21–28], and resonance fluorescence [26, 29–40]. Taken in conjunction with their solid-state nature and addressability, QDs have thus received considerable attention for advanced technological applications. Examples include high-quality single photon sources for metrology and secure communication [35, 36, 41–43], as well as solid-state and few-emitter lasers [44]. Additionally, due to their relatively long coherence times, confined electron or hole spins represent promising realisations of quantum bits for quantum information processing [45–54], and also have the potential to act as spin-photon interfaces [55–57], for example within entanglement generation schemes [58–62].

Besides the many prospective applications, a single

QD also constitutes an archetypal open quantum system [63], consisting of a small number of controllable degrees of freedom (the electronic states) coupled to a large uncontrollable environment (the surrounding solid-state lattice). As such, QDs offer the further possibility to explore fundamental questions relating to decoherence and thermalisation in quantum systems.

Despite evident similarities, the coupling of a QD to its solid-state environment leads to behaviour distinct from that of an atom coupled only to the electromagnetic field. Changes in the QD charge configuration perturb the equilibrium positions of the semiconductor lattice ions, such that excitons (electron–hole pairs) become sensitive to bulk phonon modes and thus also the temperature of the sample. Exciton–phonon coupling has been demonstrated in a number of experimental settings, including the observation of emission line broadening in photoluminescence spectra [64–66], phonon-induced damping of coherently pumped excitonic Rabi oscillations [27, 28], sideband linewidth broadening in resonance fluorescence spectra [26, 33, 40, 67], and temperature-dependent Rabi frequency renormalisation [28, 40].

In this article, we shall review master equation approaches to modelling the effects of exciton-phonon coupling on the dynamical properties of optically driven QDs. Our review is intended to be pedagogical and to that end we have attempted to make it relatively self-contained. We begin in Section II by presenting relevant theoretical background, before examining weak exciton-phonon coupling approximations [68–71] in Section III. We also look here at the phenomenological pure-dephasing approximation, highlighting the limited extent to which it can capture the full dynamics predicted by more rigorous methods. Motivated by the breakdown of the weak-coupling treatment in certain regimes, we introduce the polaron transformation [72] in Section IV and derive an associated master equation [73]. Though the polaron master equation works well at arbitrary coupling strength for weak-enough optical addressing, it is less successful once the external driving becomes strong due to the unsuitability of the adiabatic (polaron) basis from

which it is derived. Section V thus presents a variational extension to the polaron theory which allows both significant driving and strong exciton-phonon interactions to be examined within a consistent framework [74], and in fact incorporates both the weak-coupling and polaron master equations as limiting cases. We explore the effects of phonons on the optical emission properties of QD devices in Section VI, with a focus on resonance fluorescence spectra. We finish in Section VII with a brief summary and present some technical details in the Appendix.

It is worth noting that master equations constitute only a subset of the techniques that have been successfully applied to study QD exciton-phonon interactions and related systems [75–82]. In order to keep the review focussed and concise, however, we shall concentrate only on master equation methods in the following. For the same reasons, as well as simplicity, we consider almost exclusively QDs in the absence of cavity interactions. The subject of phonon effects in cavity-QD systems is a rich and interesting one, with both master equation approaches and various others having been developed in such settings [81–90]. Nevertheless, the examples given herein are sufficient to elucidate the underlying physics in which we are interested, as well as to illustrate the basic theoretical techniques and their many applications.

II. THEORETICAL BACKGROUND

In this section we shall present the theoretical background necessary to describe the dynamics of a coherently driven QD coupled to its surrounding environment. We begin by considering the Hamiltonian for a QD driven by a classical laser field, before outlining how to incorporate quantised phonon and photon interactions. Finally, we introduce the theory of open quantum systems and derive a general master equation with which we shall explore the detailed QD dynamics in subsequent sections.

A. Driven QD Hamiltonian

We consider a minimal two-level model for the electronic degrees of freedom of a semiconductor QD, with basis states defined as $|0\rangle$ and $|X\rangle$. Here, $|0\rangle$ corresponds to the semiconductor vacuum, i.e. no electrons excited into the conduction band, while $|X\rangle$ represents the exciton state formed from a single electron-hole pair. Such a simplification is widely used and, broadly speaking, limits our considerations to situations in which any external driving field is relatively close to resonance with the $|0\rangle$ to $|X\rangle$ transition frequency, such that at the driving strengths considered higher lying states are not appreciably excited during the dot dynamics. Likewise, the two-level approximation also limits the ambient temperature such that thermal excitation of higher lying states is strongly suppressed. It is worth bearing in mind that

even in such situations, fine structure splitting of the single exciton state can cause further complications. We note, however, that these can typically be avoided by carefully aligning the polarisation of the excitation laser in order to predominately excite a single exciton transition (see e.g. Refs. [36, 40]). We shall not, therefore, consider extensions beyond the two-level QD model in this review.

Coherent Rabi oscillations may be driven between states $|0\rangle$ and $|X\rangle$ through the action of a classical external laser field, providing a means for coherent control of the QD state. Within the dipole approximation, we consider the Hamiltonian (we set $\hbar = 1$ throughout)

$$H_{\text{QD-laser}} = \epsilon_X |X\rangle\langle X| - \mathbf{d} \cdot \mathbf{E}(t), \quad (1)$$

where ϵ_X is the energy difference between the QD ground and excited state, \mathbf{d} is the dot dipole operator, and $\mathbf{E}(t) = \epsilon E_0 \cos(\omega_l t)$ is a monochromatic field of frequency ω_l , amplitude E_0 , and unit polarisation vector ϵ . Decomposing the dipole operator in terms of our QD basis states, we may write $\mathbf{d} = \langle 0|\mathbf{d}|X\rangle|0\rangle\langle X| + \langle X|\mathbf{d}|0\rangle|X\rangle\langle 0|$, where we have assumed zero permanent dipole moment and used the fact that the dipole operator has odd parity to set $\langle 0|\mathbf{d}|0\rangle = \langle X|\mathbf{d}|X\rangle = 0$ [91–93]. The field thus drives transitions between the two QD basis states. Assuming the dot dipole matrix element $\langle 0|\mathbf{d}|X\rangle$ to be real, we may then write Eq. (1) in the form

$$H_{\text{QD-laser}} = \epsilon_X |X\rangle\langle X| + \Omega \cos(\omega_l t)(|0\rangle\langle X| + |X\rangle\langle 0|), \quad (2)$$

where we have defined the Rabi frequency as $\Omega = -E_0 \epsilon \cdot \langle 0|\mathbf{d}|X\rangle$, which quantifies the dot-field coupling strength. As defined here, the Rabi frequency is time-independent, which is appropriate for continuous-wave driving. Of course, it is also possible to consider pulsed excitation by defining a time-varying field amplitude, in which case the Rabi frequency becomes time-dependent as well.

Even in the continuous-wave case, the oscillatory time dependence in Eq. (2) is not as straightforward to work with as we would like. However, as stated earlier, we are considering situations in which the driving field is close to resonance. This allows us to simplify the form of Eq. (2) by making a rotating-wave approximation to remove fast oscillating terms. Transforming to a frame rotating at frequency ω_l via

$$H' = U(t)H_{\text{QD-laser}}U^\dagger(t) - iU(t)\left(\frac{\partial}{\partial t}U^\dagger(t)\right), \quad (3)$$

with $U(t) = e^{i\omega_l |X\rangle\langle X|t}$, gives

$$H' = (\epsilon_X - \omega_l) |X\rangle\langle X| + \frac{\Omega}{2}(e^{i\omega_l t} + e^{-i\omega_l t})(e^{-i\omega_l t} |0\rangle\langle X| + e^{i\omega_l t} |X\rangle\langle 0|). \quad (4)$$

Neglecting fast oscillating terms at frequencies $\pm 2\omega_l$ (the rotating-wave approximation), we then find the simple

time-independent form

$$H_{\text{RWA}} = \delta |X\rangle \langle X| + \frac{\Omega}{2} (|0\rangle \langle X| + |X\rangle \langle 0|), \quad (5)$$

where we have defined $\delta = \epsilon_X - \omega_l$ as the detuning of the driving frequency from resonance. The validity of the rotating-wave approximation relies upon the inequalities $\delta \ll \omega_l$ and $\Omega \ll \omega_l$ being satisfied. As typical semiconductor band gaps are of the order of 1 eV (i.e. $\epsilon_X \sim 1$ eV), we can safely explore detunings and Rabi frequencies up to meV scales without the rotating-wave approximation breaking down.

B. Exciton-phonon interactions

Having outlined how we may describe the optical control of a QD in isolation, we would now like to consider interactions with the large number of surrounding environmental degrees of freedom that will inevitably be present in any real QD sample. The aim of this section will be to justify an appropriate form for the Hamiltonian governing QD exciton-phonon interactions (rather than a rigorous derivation), the dynamical treatment of which forms the main focus for much of the remaining review. Coupling between the QD and quantised electromagnetic field modes will be considered subsequently.

Lattice vibrations, or phonons, are ubiquitous in solid-state systems. Within the harmonic approximation the free phonon Hamiltonian takes the form

$$H_{\text{ph}} = \sum_{\mathbf{k}} \omega_{\mathbf{k}} b_{\mathbf{k}}^{\dagger} b_{\mathbf{k}}, \quad (6)$$

where $b_{\mathbf{k}}^{\dagger}$ ($b_{\mathbf{k}}$) are creation (annihilation) operators for modes of wavevector \mathbf{k} and frequency $\omega_{\mathbf{k}}$. This Hamiltonian is obtained by considering small displacements from equilibrium in a three-dimensional array of ions with nearest neighbour interactions, truncating the interactions at second order in the displacements, then defining and quantising normal modes [91, 94, 95].

The excitation of an electron from the valence to the conduction band modifies the charge configuration within the semiconductor crystal, hence altering the equilibrium positions of the lattice ions and giving rise to a coupling between excitons and lattice phonons. Assuming the interaction between an electron and an ion at positions \mathbf{r} and \mathbf{R} , respectively, depends only on their separation, we may write

$$H_{e\text{-ion}} = \int d\mathbf{r} \hat{\rho}(\mathbf{r}) \sum_m V_{e\text{-ion}}(\mathbf{r} - \mathbf{R}_m), \quad (7)$$

where we integrate over the electron charge density operator in the solid $\hat{\rho}(\mathbf{r}) = \sum_{jj'} \psi_j^*(\mathbf{r}) \psi_{j'}(\mathbf{r}) c_j^{\dagger} c_{j'}$ and the sum runs over all ions. Here, an electron with wavefunction $\psi_j(\mathbf{r})$ has creation (annihilation) operator c_j^{\dagger} (c_j). In order to make the ion displacements explicit, we now decompose their positions as $\mathbf{R}_m = \mathbf{R}_m^0 + \mathbf{Q}_m$, where \mathbf{R}_m^0 is

the ion equilibrium position and \mathbf{Q}_m is the ion displacement (assumed small). Applying a Taylor expansion then yields

$$\sum_m V_{e\text{-ion}} \approx \sum_m [V(\mathbf{r} - \mathbf{R}_m^0) - \mathbf{Q}_m \cdot \nabla V(\mathbf{r} - \mathbf{R}_m^0)], \quad (8)$$

where we have ignored terms of order \mathbf{Q}_m^2 and higher. The first term in Eq. (8) is simply the periodic potential experienced by the electrons in the unperturbed lattice, which gives rise to Bloch functions. As we have already defined our excitonic basis, we do not need to consider this term further. The second term, however, constitutes a linear electron-phonon interaction brought about by the ion displacements:

$$V_{\text{ep}} = - \sum_m \mathbf{Q}_m \cdot \nabla V(\mathbf{r} - \mathbf{R}_m^0). \quad (9)$$

The free phonon Hamiltonian is defined in terms of a sum over wavevectors, hence we consider the Fourier decomposition $V(\mathbf{r}) = N^{-1} \sum_{\mathbf{q}} v(\mathbf{q}) e^{i\mathbf{q} \cdot \mathbf{r}}$ and write

$$\begin{aligned} V_{\text{ep}} &= - \frac{i}{N} \sum_{\mathbf{q}} \sum_m \mathbf{Q}_m e^{-i\mathbf{q} \cdot \mathbf{R}_m^0} \cdot \mathbf{q} v(\mathbf{q}) e^{i\mathbf{q} \cdot \mathbf{r}} \\ &= - \frac{i}{\sqrt{N}} \sum_{\mathbf{q}} \mathbf{Q}_{\mathbf{q}} \cdot \mathbf{q} v(\mathbf{q}) e^{i\mathbf{q} \cdot \mathbf{r}}, \end{aligned} \quad (10)$$

where $\mathbf{Q}_{\mathbf{q}} = (1/\sqrt{N}) \sum_m \mathbf{Q}_m e^{-i\mathbf{q} \cdot \mathbf{R}_m^0}$. The phonon wavevectors \mathbf{k} are defined only within the first Brillouin zone [91, 94], whereas the vectors \mathbf{q} are defined everywhere. We can relate the two through the reciprocal lattice vector \mathbf{G} . However, as we are considering only low energy excitations of our system, we shall assume that they couple only to states within the first Brillouin zone, and thus simply replace \mathbf{q} by \mathbf{k} . The displacement operator $\mathbf{Q}_{\mathbf{k}}$ may then be written in terms of phonon creation and annihilation operators as $\mathbf{Q}_{\mathbf{k}} = (i/\sqrt{2m\omega_{\mathbf{k}}}) (b_{\mathbf{k}} + b_{-\mathbf{k}}^{\dagger})$ for ions of mass m , yielding

$$V_{\text{ep}} = \sum_{\mathbf{k}} \frac{1}{\sqrt{2mN\omega_{\mathbf{k}}}} (b_{\mathbf{k}} + b_{-\mathbf{k}}^{\dagger}) |\mathbf{k}| v(\mathbf{k}) e^{i\mathbf{k} \cdot \mathbf{r}}, \quad (11)$$

where we consider an isotropic system such that V_{ep} is only non-zero for longitudinally polarised phonons (i.e. polarisation parallel to \mathbf{k}). From Eq. (7) we then find that the electron-phonon interaction Hamiltonian can be written as

$$H_{\text{ep}} = \sum_{\mathbf{k}} M_{\mathbf{k}} \hat{\rho}(\mathbf{k}) (b_{\mathbf{k}} + b_{-\mathbf{k}}^{\dagger}), \quad (12)$$

with $\hat{\rho}(\mathbf{k}) = \int d\mathbf{r} \hat{\rho}(\mathbf{r}) e^{i\mathbf{k} \cdot \mathbf{r}}$ and $M_{\mathbf{k}} = |\mathbf{k}| v(\mathbf{k}) / \sqrt{2mN\omega_{\mathbf{k}}}$. For the arsenide systems in which we are interested, the dominant coupling mechanism is known as the deformation potential, and is given to lowest order by the simple phenomenological approximation of replacing $v(\mathbf{k})$ by experimentally determined constants D_c and D_v relating to the conduction and valence bands, respectively [72, 91].

In the two-level QD approximation we consider only the states $|0\rangle$ and $|X\rangle$, with wavefunctions $\psi_0(\mathbf{r})$ and $\psi_X(\mathbf{r})$, respectively. We define the form factors $\varrho_{00}(\mathbf{k}) = \langle 0|\hat{p}(\mathbf{k})|0\rangle = \int d\mathbf{r}|\psi_0(\mathbf{r})|^2 e^{i\mathbf{k}\cdot\mathbf{r}}$ (electron in the valence band) and $\varrho_{XX}(\mathbf{k}) = \langle X|\hat{p}(\mathbf{k})|X\rangle = \int d\mathbf{r}|\psi_X(\mathbf{r})|^2 e^{i\mathbf{k}\cdot\mathbf{r}}$ (electron in the conduction band). The ground to excited state splitting ϵ_X is much larger than the phonon frequencies under consideration, hence the off-diagonal terms are small and may be neglected. Subtracting a term proportional to the identity, we then obtain

$$H_{\text{ep}} = |X\rangle\langle X| \sum_{\mathbf{k}} g_{\mathbf{k}}(b_{\mathbf{k}} + b_{-\mathbf{k}}^\dagger), \quad (13)$$

where

$$g_{\mathbf{k}} = M_{\mathbf{k}}^{(X)} \varrho_{XX}(\mathbf{k}) - M_{\mathbf{k}}^{(0)} \varrho_{00}(\mathbf{k}), \quad (14)$$

defines the coupling constants, with $M_{\mathbf{k}}^{(0)} = |\mathbf{k}|D_v/\sqrt{2mN\omega_{\mathbf{k}}}$ and $M_{\mathbf{k}}^{(X)} = |\mathbf{k}|D_c/\sqrt{2mN\omega_{\mathbf{k}}}$. A simple phenomenological model for the QD wavefunctions can be given within the envelope function approximation by assuming spherically symmetric parabolic potentials for both the conduction and valence bands. This leads to $\psi_j(\mathbf{r}) = (d_j\sqrt{\pi})^{-3/2} \exp(-r^2/2d_j^2)$, for $j = \{0, X\}$, where d_j characterises the size of the wavefunction. Hence $\varrho_{jj}(\mathbf{k}) = \exp(-d_j^2|\mathbf{k}|^2/4)$, which allows us to write the exciton-phonon interaction Hamiltonian in the usual form

$$H_{\text{ep}} = |X\rangle\langle X| \sum_{\mathbf{k}} g_{\mathbf{k}}(b_{\mathbf{k}} + b_{\mathbf{k}}^\dagger), \quad (15)$$

where $g_{\mathbf{k}} = |\mathbf{k}|/\sqrt{2mN\omega_{\mathbf{k}}}[D_c e^{-d_X^2|\mathbf{k}|^2/4} - D_v e^{-d_0^2|\mathbf{k}|^2/4}]$.

In what follows it will be useful to introduce the exciton-phonon spectral density, defined as

$$J_{\text{ph}}(\omega) = \sum_{\mathbf{k}} g_{\mathbf{k}}^2 \delta(\omega - \omega_{\mathbf{k}}) = D_{\text{ph}}(\omega)g(\omega)^2, \quad (16)$$

which is a measure of the exciton-phonon coupling strength weighted by the phonon density of states $D_{\text{ph}}(\omega)$. Taking $d_X = d_0 = d$ for simplicity, converting the sum into an integral via $\sum_{\mathbf{k}} \rightarrow V/(2\pi)^3 \int d\mathbf{k}$, and assuming linear dispersion $\omega_{\mathbf{k}} = c|\mathbf{k}|$ with c the speed of sound, we find

$$J_{\text{ph}}(\omega) = \alpha \omega^3 e^{-\omega^2/\omega_c^2}, \quad (17)$$

where $\alpha = V(D_c - D_v)^2/(4\pi^2 m N c^5)$ and the cut-off frequency is $\omega_c = \sqrt{2}c/d$. We shall consider the phonon spectral density to take this form throughout.

C. Exciton-photon interactions

In addition to interactions with lattice phonons, QDs are also coupled to surrounding electromagnetic field

modes. In the case of the continuum (free) electromagnetic field this gives rise to spontaneous photon emission processes via electron-hole recombination, limiting the QD exciton lifetime. In contrast, for QDs within electromagnetic cavities, interactions between the dot and the discrete field modes can be coherent, resulting in joint exciton-photon eigenstates known as polaritons. Loss of excitation then occurs via non-cavity modes, cavity leakage, or both.

In Section II A we considered the coupling between a two-level QD and a classical field within the dipole approximation [see Eq. (1)]. We shall now extend this treatment to the case of a QD coupled to a quantised electromagnetic field. Let us begin by considering a QD-cavity system in which the geometry is such that a single field mode dominates. Within the dipole approximation, we again write our QD-field interaction as

$$H_{\text{dipole}} = -\mathbf{d} \cdot \mathbf{E}, \quad (18)$$

where now for a uniform cavity

$$\mathbf{E} = \boldsymbol{\epsilon} \sqrt{\frac{\omega_0}{2\epsilon_0 V}} (a + a^\dagger) \quad (19)$$

is written in terms of quantised field mode operators a and a^\dagger , which define the harmonic cavity Hamiltonian

$$H_{\text{cav}} = \omega_0 a^\dagger a. \quad (20)$$

Here, ω_0 is the cavity frequency, V is the quantisation (cavity) volume, and $\boldsymbol{\epsilon}$ is the mode polarisation vector at the QD location. In analogy to the Rabi frequency in Eq. (2), we define the coupling constant in the present case as

$$u = -\sqrt{\frac{\omega_0}{2\epsilon_0 V}} \boldsymbol{\epsilon} \cdot \langle 0|\mathbf{d}|X\rangle, \quad (21)$$

which allows us to write

$$H_{\text{dipole}} = u(|0\rangle\langle X| + |X\rangle\langle 0|)(a + a^\dagger). \quad (22)$$

Notice that the coupling scales as $u \sim 1/\sqrt{V}$, meaning that the smaller the cavity and more well confined the mode, the stronger the coupling to the QD. The full QD-cavity Hamiltonian then becomes

$$H_{\text{QD-cav}} = \epsilon_X |X\rangle\langle X| + \omega_0 a^\dagger a + u(|0\rangle\langle X| + |X\rangle\langle 0|)(a + a^\dagger), \quad (23)$$

which is also known as the Rabi Hamiltonian.

As in the case of a classical field, for a QD and cavity close to resonance we may perform a rotating-wave-approximation, provided that the dot-cavity coupling is not too strong. These assumptions are usually well satisfied in actual QD-cavity systems, and permit us to ignore the terms $|0\rangle\langle X|a$ and $|X\rangle\langle 0|a^\dagger$ which are then far off-resonant. This leads to a QD-cavity Hamiltonian in Jaynes-Cummings form

$$H_{\text{QD-cav}} = \epsilon_X |X\rangle\langle X| + \omega_0 a^\dagger a + u(|0\rangle\langle X|a^\dagger + |X\rangle\langle 0|a). \quad (24)$$

As the Jaynes-Cummings Hamiltonian preserves excitation number ($a^\dagger a + |X\rangle\langle X|$) it may be diagonalised straightforwardly to give manifolds of entangled light-matter (dressed) states. For example, on resonance ($\epsilon_X = \omega_0$) the QD-cavity eigenstates can be expressed as

$$\frac{1}{\sqrt{2}}|0, n\rangle \pm |X, n-1\rangle, \quad (25)$$

split by the Rabi frequency $2u\sqrt{n}$, where $|n\rangle$ denotes a cavity Fock (number) state satisfying $a^\dagger a|n\rangle = n|n\rangle$. Note that as the Rabi frequency grows with \sqrt{n} , in the classical limit $n \gg 1$ adjacent manifolds are split by almost the same amount. For small photon numbers, however, the splittings are strongly n -dependent.

To generalise to the case of a multimode field,

$$H_{\text{field}} = \sum_{\mathbf{q}} \nu_{\mathbf{q}} a_{\mathbf{q}}^\dagger a_{\mathbf{q}}, \quad (26)$$

we may write our QD-photon interaction Hamiltonian (within the rotating-wave approximation) as

$$H_{\text{int}} = \sum_{\mathbf{q}} u_{\mathbf{q}} (|0\rangle\langle X| a_{\mathbf{q}}^\dagger + |X\rangle\langle 0| a_{\mathbf{q}}), \quad (27)$$

where

$$u_{\mathbf{q}} = -\sqrt{\frac{\omega_{\mathbf{q}}}{2\epsilon_0 V}} \boldsymbol{\epsilon}_{\mathbf{q}} \cdot \langle 0|\mathbf{d}|X\rangle, \quad (28)$$

is the coupling strength for mode \mathbf{q} and the sum over mode polarisations is implicit. As stated previously, the QD-mode coupling increases for well confined modes. Thus, in the vacuum field case relevant to spontaneous emission processes, the coupling to each individual mode is expected to be small even if their combined effect is significant. Hence, we do not need to consider dressed states in this situation, and can instead treat the QD-photon coupling perturbatively. This can be achieved in the context of open quantum systems theory by deriving a master equation governing the QD evolution under the influence of the photon environment. As we shall be using master equations extensively throughout the rest of this review to capture the effects of both photon and phonon environments, in the next section we shall briefly overview their derivation and the basics of open quantum systems.

D. Open quantum systems and master equations

We define an open quantum system S as a subsystem of a larger combined system S + E. Here, E represents another quantum system, the environment, to which S is coupled; for example, an exciton (the system) interacting with the vibrational modes of a solid or with the surrounding electromagnetic field (the environment). We

shall assume that the combined evolution of the system-plus-environment (S + E) is closed, and so follows unitary Hamiltonian dynamics. The state of the system S, however, will evolve not only according to its own internal Hamiltonian, but also due to interactions with the environment E. In this situation, it is generally not possible to represent the system dynamics by a unitary evolution operator acting on S alone. Instead, we shall derive a master equation governing the dynamics of the *reduced* density operator $\rho_S(t) = \text{Tr}_E[\rho(t)]$, which represents the system state once we trace out the environmental degrees of freedom. The reduced density operator describes all accessible information about the system S.

We begin our master equation derivation by writing the system-environment Hamiltonian as

$$H = H_S + H_I + H_E, \quad (29)$$

where we assume that the interaction Hamiltonian H_I is the only part that involves both system and environment degrees of freedom. It will be this part of the Hamiltonian that is treated as a perturbation. To make this more explicit, we now take $H_0 = H_S + H_E$, and move into the interaction picture

$$\tilde{H}_I(t) = e^{i(H_S+H_E)t} H_I e^{-i(H_S+H_E)t}, \quad (30)$$

where we set $t_0 = 0$. Here, a tilde is used to represent an operator that has been transformed into the interaction picture, i.e. $\tilde{O}(t) = e^{iH_0 t} O e^{-iH_0 t}$. As the combined system and environment is closed, within the interaction picture the system-environment density operator evolves according to

$$\frac{d\tilde{\rho}(t)}{dt} = -i[\tilde{H}_I(t), \tilde{\rho}(t)]. \quad (31)$$

This equation has the formal solution

$$\tilde{\rho}(t) = \rho(0) - i \int_0^t ds [\tilde{H}_I(s), \tilde{\rho}(s)], \quad (32)$$

which we may substitute back into Eq. (31) to give

$$\frac{d\tilde{\rho}(t)}{dt} = -i[\tilde{H}_I(t), \rho(0)] - \int_0^t ds [\tilde{H}_I(t), [\tilde{H}_I(s), \tilde{\rho}(s)]]. \quad (33)$$

Following Ref. 96 we iterate this solution to generate a series expansion in terms of $\rho(0)$:

$$\begin{aligned} \tilde{\rho}(t) = & \rho(0) + \sum_{n=1}^{\infty} (-i)^n \int_0^t dt_1 \int_0^{t_1} dt_2 \cdots \int_0^{t_{n-1}} dt_n \\ & \times [\tilde{H}_I(t_1), [\tilde{H}_I(t_2), \cdots [\tilde{H}_I(t_n), \rho(0)]] \cdots]. \end{aligned} \quad (34)$$

Taking a trace over the environmental degrees of freedom, we find

$$\begin{aligned} \tilde{\rho}_S(t) = & \rho_S(0) + \sum_{n=1}^{\infty} (-i)^n \int_0^t dt_1 \int_0^{t_1} dt_2 \cdots \int_0^{t_{n-1}} dt_n \\ & \times \text{Tr}_E[\tilde{H}_I(t_1), [\tilde{H}_I(t_2), \cdots [\tilde{H}_I(t_n), \rho_S(0)\rho_E(0)]] \cdots], \end{aligned} \quad (35)$$

where we assume $\rho(0) = \rho_S(0)\rho_E(0)$ factorises initially. We may write Eq. (35) in the form

$$\begin{aligned}\tilde{\rho}_S(t) &= (1 + W_1(t) + W_2(t) + \dots)\rho_S(0), \\ &= W(t)\rho_S(0),\end{aligned}\quad (36)$$

where

$$\begin{aligned}W_n(t) &= (-i)^n \int_0^t dt_1 \int_0^{t_1} dt_2 \dots \int_0^{t_{n-1}} dt_n \\ &\times \text{Tr}_E[\tilde{H}_I(t_1), [\tilde{H}_I(t_2), \dots [\tilde{H}_I(t_n), (\cdot)\rho_E(0)]] \dots],\end{aligned}\quad (37)$$

are superoperators acting on the initial system density operator. Differentiating with respect to time, we have

$$\begin{aligned}\frac{d\tilde{\rho}_S(t)}{dt} &= (\dot{W}_1(t) + \dot{W}_2(t) + \dots)\rho_S(0), \\ &= (\dot{W}_1(t) + \dot{W}_2(t) + \dots)W(t)^{-1}\tilde{\rho}_S(t),\end{aligned}\quad (38)$$

where we have used Eq. (36) and assumed that $W(t)$ is invertible. Usually, it is convenient (and possible) to define the interaction Hamiltonian such that $\text{Tr}_E[\tilde{H}_I(t)\rho_E(0)] = 0$, which means that $W_1(t) = 0$ as well. Thus, to second order, Eq. (38) becomes

$$\begin{aligned}\frac{d\tilde{\rho}_S(t)}{dt} &= \dot{W}_2(t)\tilde{\rho}_S(t), \\ &= -\int_0^t dt_1 \text{Tr}_E[\tilde{H}_I(t), [\tilde{H}_I(t_1), \tilde{\rho}_S(t)\rho_E(0)]],\end{aligned}\quad (39)$$

which when replacing $t_1 \rightarrow t - \tau$ and moving back into the Schrödinger picture gives

$$\begin{aligned}\frac{d\rho_S(t)}{dt} &= -i[H_S, \rho_S(t)] \\ &\quad - \int_0^t d\tau \text{Tr}_E[H_I, [\tilde{H}_I(-\tau), \rho_S(t)\rho_E(0)]].\end{aligned}\quad (40)$$

We now decompose our interaction Hamiltonian as

$$\tilde{H}_I(t) = \sum_i \tilde{A}_i(t) \otimes \tilde{B}_i(t),\quad (41)$$

where $\tilde{A}_i(t) = e^{iH_S t} A_i e^{-iH_S t}$ and $\tilde{B}_i(t) = e^{iH_E t} B_i e^{-iH_E t}$ are system and environment operators, respectively. Substituting into Eq. (40) we find

$$\begin{aligned}\frac{d\rho_S(t)}{dt} &= -i[H_S, \rho_S(t)] \\ &\quad - \sum_{ij} \int_0^t d\tau \left(C_{ij}(\tau) [A_i, \tilde{A}_j(-\tau)\rho_S(t)] \right. \\ &\quad \left. + C_{ji}(-\tau) [\rho_S(t)\tilde{A}_j(-\tau), A_i] \right).\end{aligned}\quad (42)$$

Here, we have defined the environmental correlation functions

$$C_{ij}(\tau) = \text{Tr}_E[\tilde{B}_i(\tau)B_j\rho_E(0)],\quad (43)$$

and have also made use of the fact that we shall consider only stationary (equilibrium) initial environmental states which satisfy $[H_E, \rho_E(0)] = 0$. The time-dependence of the system operators $\tilde{A}_i(\tau)$ may be made explicit by considering the Fourier decomposition

$$\tilde{A}_i(\tau) = \sum_{\zeta} e^{-i\zeta\tau} A_i(\zeta),\quad (44)$$

where the sum extends over all system eigenvalue differences. If the environmental correlation functions are short lived we may extend the upper limit of integration in Eq. (42) to infinity to give the Markovian master equation

$$\begin{aligned}\frac{d\rho_S(t)}{dt} &= -i[H_S, \rho_S(t)] \\ &\quad - \sum_{ij} \int_0^\infty d\tau \left(C_{ij}(\tau) [A_i, \tilde{A}_j(-\tau)\rho_S(t)] \right. \\ &\quad \left. + C_{ji}(-\tau) [\rho_S(t)\tilde{A}_j(-\tau), A_i] \right).\end{aligned}\quad (45)$$

Note that this is equivalent to taking the lower limit in Eq. (39) to $-\infty$, such that it no longer contains any reference to a particular preparation at $t = 0$. The evolution then depends only on the present state of the system, rather than its history, as expected for a Markovian process.

For a decomposition of the interaction Hamiltonian in terms of Hermitian operators, i.e. $\tilde{A}_i(\tau) = \tilde{A}_i^\dagger(\tau)$ and $\tilde{B}_i(\tau) = \tilde{B}_i^\dagger(\tau)$, we may use Eq. (44) to write the master equation in a slightly neater form

$$\begin{aligned}\frac{d\rho_S(t)}{dt} &= -i[H_S, \rho_S(t)] \\ &\quad - \frac{1}{2} \sum_{ij} \sum_{\zeta} \gamma_{ij}(\zeta) [A_i, A_j(\zeta)\rho_S(t) - \rho_S(t)A_j^\dagger(\zeta)] \\ &\quad - i \sum_{ij} \sum_{\zeta} S_{ij}(\zeta) [A_i, A_j(\zeta)\rho_S(t) + \rho_S(t)A_j^\dagger(\zeta)],\end{aligned}\quad (46)$$

where $A_j^\dagger(\zeta) = A_j(-\zeta)$ and we have defined the rates and energy shifts as the real and imaginary components of the response functions

$$\begin{aligned}K_{ij}(\zeta) &= \int_0^\infty d\tau C_{ij}(\tau) e^{i\zeta\tau} \\ &= \frac{1}{2} \gamma_{ij}(\zeta) + iS_{ij}(\zeta),\end{aligned}\quad (47)$$

such that $\gamma_{ij}(\zeta) = 2\text{Re}[K_{ij}(\zeta)]$ and $S_{ij}(\zeta) = \text{Im}[K_{ij}(\zeta)]$.

E. Spontaneous emission

As an example of the utility of the master equation formalism, we return to the case of a QD (weakly) coupled

to the continuum vacuum photon field outlined previously. Here, we have $H_S = \epsilon_X |X\rangle\langle X|$, $H_E = \sum_{\mathbf{q}} \nu_{\mathbf{q}} a_{\mathbf{q}}^\dagger a_{\mathbf{q}}$, and $H_I = \sum_{\mathbf{q}} u_{\mathbf{q}} (\sigma_- a_{\mathbf{q}}^\dagger + \sigma_+ a_{\mathbf{q}})$, where we have defined $\sigma_- = |0\rangle\langle X|$ and $\sigma_+ = |X\rangle\langle 0|$. Moving into the interaction picture, we write

$$\tilde{H}_I(t) = \tilde{A}_1(t)\tilde{B}_1(t) + \tilde{A}_2(t)\tilde{B}_2(t), \quad (48)$$

where $\tilde{A}_1(t) = \sigma_- e^{-i\epsilon_X t}$, $\tilde{A}_2(t) = \sigma_+ e^{i\epsilon_X t}$, $\tilde{B}_1(t) = \sum_{\mathbf{q}} u_{\mathbf{q}} a_{\mathbf{q}}^\dagger e^{i\nu_{\mathbf{q}} t}$, and $\tilde{B}_2(t) = \sum_{\mathbf{q}} u_{\mathbf{q}} a_{\mathbf{q}} e^{-i\nu_{\mathbf{q}} t}$ (note that this is not a decomposition in terms of Hermitian operators). Taking the initial environmental state to be the multimode vacuum, we find that the only non-zero bath correlation function is $C_{21}(\tau) = \sum_{\mathbf{q}\mathbf{q}'} u_{\mathbf{q}} u_{\mathbf{q}'} e^{-i\nu_{\mathbf{q}'} \tau} \langle a_{\mathbf{q}} a_{\mathbf{q}'}^\dagger \rangle$, where the vacuum expectation is $\langle a_{\mathbf{q}} a_{\mathbf{q}'}^\dagger \rangle = \delta_{\mathbf{q}\mathbf{q}'}$. Thus, $C_{21}(\tau) = \sum_{\mathbf{q}} u_{\mathbf{q}}^2 e^{-i\nu_{\mathbf{q}} \tau}$, which in the continuum limit becomes

$$C_{21}(\tau) = \int_0^\infty d\nu J_{\text{pt}}(\nu) e^{-i\nu \tau}. \quad (49)$$

Here, we have defined the photon spectral density

$$J_{\text{pt}}(\nu) = \sum_{\mathbf{q}} u_{\mathbf{q}}^2 \delta(\nu - \nu_{\mathbf{q}}) = D_{\text{pt}}(\nu) u(\nu)^2, \quad (50)$$

which, in analogy with the phonon spectral density, is a measure of the exciton-photon coupling strength weighted by the electromagnetic density of states $D_{\text{pt}}(\nu)$. Substituting into Eq. (45) then gives

$$\begin{aligned} \frac{d\rho_S(t)}{dt} &= -i[\epsilon_X |X\rangle\langle X|, \rho_S(t)] \\ &\quad - \int_0^\infty d\tau \int_0^\infty d\nu J_{\text{pt}}(\nu) \left(e^{i(\epsilon_X - \nu)\tau} [\sigma_+, \sigma_- \rho_S(t)] \right. \\ &\quad \left. + e^{-i(\epsilon_X - \nu)\tau} [\rho_S(t) \sigma_+, \sigma_-] \right). \end{aligned} \quad (51)$$

To evaluate the integrals we use the relation

$$\int_0^\infty d\tau e^{\pm i\nu \tau} = \pi \delta(\nu) \pm iP \frac{1}{\nu}, \quad (52)$$

where P stands for the Principal Value, and thus obtain the standard form for the optical master equation [63, 92]

$$\begin{aligned} \frac{d\rho_S(t)}{dt} &= -i[\epsilon'_X \sigma_+ \sigma_-, \rho_S(t)] \\ &\quad + \gamma(\epsilon_X) (\sigma_- \rho_S(t) \sigma_+ - (1/2) \{ \sigma_+ \sigma_-, \rho_S(t) \}), \end{aligned} \quad (53)$$

with QD spontaneous emission rate

$$\gamma(\epsilon_X) = 2\pi J_{\text{pt}}(\epsilon_X), \quad (54)$$

and (Lamb) shifted excitation energy $\epsilon'_X = \epsilon_X + P \int_0^\infty d\nu J_{\text{pt}}(\nu) / (\epsilon_X - \nu)$.

III. QD DYNAMICS - WEAK-COUPLING

With the necessary theoretical background established, we now begin our investigation of the optically driven QD dynamics within what we term weak (phonon) coupling theory [68–71]. This treatment is based on the Markovian master equation technique introduced in Section II, taking the exciton-phonon interaction term of Eq. (15) as a perturbation. We shall see that as long as: (i) the exciton-phonon coupling strength does not become too large; (ii) the temperature is low, in a sense that we shall clarify below; and (iii) the driving does not induce dynamics so fast that they are unresolved within the Markov approximation, then weak-coupling theory is sufficient to describe the QD dynamics for typically relevant experimental parameters. In fact, the theory has been successfully applied to infer and interpret the influence of phonons in experimental QD exciton Rabi rotation data, for example see Refs. [27, 28].

For clarity, it is worth restating the Hamiltonian for the complete QD exciton-phonon system. We consider a QD driven by a classical laser field with Rabi frequency Ω , coupled to phonons via the deformation potential. As such, our system Hamiltonian is given by Eq. (5), our environment Hamiltonian by Eq. (6), and the interaction Hamiltonian by Eq. (15). The combined Hamiltonian in the rotating frame is thus

$$H = H_S + H_I + H_E, \quad (55)$$

where the various contributions are

$$H_S = \delta |X\rangle\langle X| + \frac{\Omega}{2} (|0\rangle\langle X| + |X\rangle\langle 0|), \quad (56)$$

$$H_I = |X\rangle\langle X| \sum_{\mathbf{k}} g_{\mathbf{k}} (b_{\mathbf{k}}^\dagger + b_{\mathbf{k}}), \quad (57)$$

$$H_E = \sum_{\mathbf{k}} \omega_{\mathbf{k}} b_{\mathbf{k}}^\dagger b_{\mathbf{k}}, \quad (58)$$

with definitions as given in Section II.

A. Pure-dephasing approximation

Before deriving the full weak-coupling master equation, it is first instructive to consider a simple phenomenological pure-dephasing model for the phonon influence, which is sometimes employed. This model is motivated by the form of H_I in Eq. (57). The interaction between the system and environment takes place through the diagonal QD operator $|X\rangle\langle X|$. As such, we may expect that for particular classes of Hamiltonians, system operators which commute with this term will have preserved expectation values, while non-commuting operators will have decaying expectation values. Physically, this means that QD populations are constants of motion, whereas the coherences dephase. We shall see in Section IV that in the zero driving limit ($\Omega \rightarrow 0$) this

can rigorously be shown to be the case, though it is not true for finite Ω , and hence we expect the pure-dephasing approximation to break down for driven QD systems.

Nevertheless, based on the above intuition and for comparison, we shall introduce the pure-dephasing approximation to the QD dynamics. The equation of motion for the QD density operator in the Schrödinger picture is written

$$\frac{d\rho_S(t)}{dt} = -i[H_S, \rho_S(t)] + \frac{1}{2}\gamma_{PD}(\sigma_z \rho_S(t) \sigma_z - \rho_S(t)), \quad (59)$$

where $\sigma_z = |X\rangle\langle X| - |0\rangle\langle 0|$. As we shall see, the pure-dephasing rate γ_{PD} determines how quickly off-diagonal elements of $\rho_S(t)$ decay. In the crudest approximation γ_{PD} can be taken to be some constant whose value is fixed by experimental observations. To go beyond this purely phenomenological treatment, the most important features of phonon-induced dephasing (at finite driving Ω) can be captured by the form [26, 97]

$$\gamma_{PD} = \pi \alpha k_B T \Omega^2, \quad (60)$$

which will be justified in Section III B below. Here, α is a measure of the exciton-phonon coupling strength defined through the phonon spectral density, $J_{ph}(\omega)$, introduced in Eq. (17), and T is the QD sample temperature.

In order to solve Eq. (59), it is helpful to introduce the Bloch vector, defined as $\boldsymbol{\alpha}(t) = (\langle \sigma_x \rangle, \langle \sigma_y \rangle, \langle \sigma_z \rangle)$ with $\langle \sigma_i \rangle = \alpha_i = \text{Tr}_S[\sigma_i \rho_S(t)]$ for $i = \{x, y, z\}$, and from which all expectation values pertaining to the QD degrees of freedom can be calculated. For a Markovian master equation, the Bloch vector obeys a differential equation of the form

$$\dot{\boldsymbol{\alpha}}(t) = M \cdot \boldsymbol{\alpha}(t) + \mathbf{b}. \quad (61)$$

From Eq. (59) we find that in the pure-dephasing approximation

$$M_{PD} = \begin{pmatrix} -\gamma_{PD} & -\delta & 0 \\ \delta & -\gamma_{PD} & -\Omega \\ 0 & \Omega & 0 \end{pmatrix}, \quad (62)$$

and $\mathbf{b}_{PD} = (0, 0, 0)$. Since the inhomogeneous term in Eq. (61) is zero, the pure-dephasing steady-state solution is the null vector, $\boldsymbol{\alpha}(\infty) = -M_{PD}^{-1} \cdot \mathbf{b}_{PD} = (0, 0, 0)$, which corresponds to a maximally mixed state $\rho_S(\infty) = \frac{1}{2} \mathbb{1}$, rather than a thermal equilibrium state at temperature T . For a QD prepared initially in its ground state we have $\boldsymbol{\alpha}(0) = (0, 0, -1)$, and solving Eq. (61) under resonant driving conditions, $\delta = 0$, we find $\alpha_x(t) = 0$, while

$$\alpha_y(t) = e^{-\gamma_{PD}t/2} \frac{2\Omega}{\xi} \sin(\xi t/2), \quad (63)$$

$$\alpha_z(t) = -e^{-\gamma_{PD}t/2} \left[\cos\left(\frac{\xi_{PD}t}{2}\right) + \frac{\gamma_{PD}}{\xi_{PD}} \sin\left(\frac{\xi_{PD}t}{2}\right) \right], \quad (64)$$

where $\xi_{PD} = \sqrt{4\Omega^2 - \gamma_{PD}^2}$. These solutions demonstrate that within the pure-dephasing approximation the QD performs damped Rabi oscillations, which in principle become over-damped when $\gamma_{PD} > 2\Omega$, and relaxes in the long time limit to a maximally mixed state.

B. Weak-coupling master equation

Moving on from the phenomenological pure-dephasing approximation, we now derive equations of motion in a more rigorous manner from the microscopic Hamiltonian of Eq. (55). Given the general master equation form of Eq. (46) found in Section II, we simply insert the appropriate quantities from Eqs. (56)-(58). The central approximation made here is that the master equation we derive is valid to second order in the exciton-phonon interaction Hamiltonian of Eq. (57).

As outlined, Eq. (46) is obtained assuming an interaction Hamiltonian of the form $\sum_i A_i \otimes B_i$ with both A_i and B_i Hermitian. Inspection of Eq. (57) reveals that in the present case we have only a single term in our sum, and we can therefore assign $A_z = |X\rangle\langle X| = \frac{1}{2}(\mathbb{1} + \sigma_z)$ and $B_z = \sum_{\mathbf{k}} g_{\mathbf{k}}(b_{\mathbf{k}}^\dagger + b_{\mathbf{k}})$. The response of the environment is characterised by a single bath correlation function $C_{zz}(\tau) = \text{Tr}_E[\tilde{B}_z(\tau)\tilde{B}_z(0)\rho_E]$. Within the interaction picture

$$\tilde{B}_z(\tau) = \sum_{\mathbf{k}} g_{\mathbf{k}}(b_{\mathbf{k}}^\dagger e^{i\omega_{\mathbf{k}}\tau} + b_{\mathbf{k}} e^{-i\omega_{\mathbf{k}}\tau}), \quad (65)$$

and assuming a thermal state for the initial environmental density operator, $\rho_E(0) = e^{-\beta H_E} / \text{Tr}_E[e^{-\beta H_E}]$ with inverse temperature $\beta = 1/k_B T$, we obtain the weak-coupling correlation function [27, 28]

$$C_{zz}(\tau) = \int_0^\infty d\omega J_{ph}(\omega) (\cos(\omega\tau) \coth(\beta\omega/2) - i \sin(\omega\tau)), \quad (66)$$

where we have used results given in the Appendix. The system operator Fourier components are found to be

$$A_z(0) = \frac{1}{2} \mathbb{1} + \frac{\delta\Omega}{2\eta_w^2} \sigma_x + \frac{\delta^2}{2\eta_w^2} \sigma_z, \quad (67)$$

$$A_z(\eta_w) = -\frac{\delta\Omega}{4\eta_w^2} \sigma_x + \frac{i\Omega}{4\eta_w} \sigma_y + \frac{\Omega^2}{4\eta_w^2} \sigma_z, \quad (68)$$

where $\eta_w = \sqrt{\delta^2 + \Omega^2}$ is the generalised Rabi frequency, $A_z(-\eta_w) = A_z^\dagger(\eta_w)$, and it can be verified that $\sum_{\zeta} A_z(\zeta) = |X\rangle\langle X|$. Putting these expressions into Eq. (46) we find that the Bloch vector again obeys an equation of motion of the general form given in Eq. (61), this time with

$$M_W = \begin{pmatrix} -\frac{\Omega^2}{\eta_w^2} \Gamma_{w1} & -\delta' & -\frac{\delta\Omega}{\eta_w^2} \Gamma_{w1} \\ \delta' & -\frac{\Omega^2}{\eta_w^2} \Gamma_{w1} & -\Omega' \\ 0 & \Omega & 0 \end{pmatrix}, \quad (69)$$

and $\mathbf{b}_W = (-\frac{\Omega}{\eta_w} \kappa_{w1}, \frac{\delta\Omega}{\eta_w^2} [\lambda_{w2} - \zeta_{w1}], 0)$. Here we have defined the quantities

$$\Gamma_{w1} = \frac{1}{4}(\gamma_{zz}(\eta_w) + \gamma_{zz}(-\eta_w)), \quad (70)$$

$$\kappa_{w1} = \frac{1}{4}(\gamma_{zz}(\eta_w) - \gamma_{zz}(-\eta_w)), \quad (71)$$

$$\lambda_{w1} = \frac{1}{2}(S_{zz}(\eta_w) - S_{zz}(-\eta_w)), \quad (72)$$

$$\zeta_{w1} = \frac{1}{2}(S_{zz}(\eta_w) + S_{zz}(-\eta_w)), \quad (73)$$

$$\lambda_{w2} = S_{zz}(0), \quad (74)$$

in terms of the weak-coupling response function, with

$$\Omega' = \Omega + \frac{\Omega}{\eta_w} \lambda_{w1}, \quad (75)$$

and the detuning now given by

$$\delta' = \delta + \lambda_{w2}. \quad (76)$$

The subscripts on the various quantities remind us that they belong to the weak-coupling theory, which will become important when we explore the more sophisticated variational theory in Section V. Note that we have used $\gamma_{zz}(0) = 0$ in arriving at the coefficient forms given in Eq. (69), which is valid only in the Markov approximation.

The rates $\gamma_{zz}(\zeta)$ and energy shifts $S_{zz}(\zeta)$ are defined in accordance with Eqs. (47) and (66). In the Markovian limit of the weak-coupling theory, it is possible with the help of Eq. (52) to obtain certain analytic expressions. Taking the one-sided Fourier transform of the weak-coupling correlation function we find

$$\begin{aligned} \gamma_{zz}(\omega) = 2\pi \int_0^\infty d\omega' J_{\text{ph}}(\omega') \times \\ (\delta(\omega + \omega')N(\omega') + \delta(\omega - \omega')[N(\omega') + 1]), \end{aligned} \quad (77)$$

and

$$S_{zz}(\omega) = P \int_0^\infty d\omega' J_{\text{ph}}(\omega') \left(\frac{N(\omega')}{\omega + \omega'} + \frac{N(\omega') + 1}{\omega - \omega'} \right), \quad (78)$$

where $N(\omega) = (e^{\beta\omega} - 1)^{-1}$ is the thermal occupation number. With these expressions we find the weak-coupling rate can be written

$$\Gamma_{w1} = \frac{\pi}{2} J_{\text{ph}}(\eta_w) \coth(\beta\eta_w/2), \quad (79)$$

while

$$\lambda_{w1} = P \int_0^\infty d\omega J_{\text{ph}}(\omega) \frac{\eta_w \coth(\beta\omega/2)}{\eta_w^2 - \omega^2}, \quad (80)$$

$$\zeta_{w1} = P \int_0^\infty d\omega J_{\text{ph}}(\omega) \frac{\omega}{\eta_w^2 - \omega^2}, \quad (81)$$

and

$$\lambda_{w2} = - \int_0^\infty d\omega \frac{J_{\text{ph}}(\omega)}{\omega}, \quad (82)$$

the last of which we shall refer to as the polaron shift, as it is responsible for an environmentally induced redefinition of the QD resonance conditions, see Eq. (76). This will also be an important quantity when we consider the polaron and variational theories in subsequent sections, where its origins will become clearer.

With the weak-coupling Bloch equations having been found, we can now assess the validity of the pure-dephasing approximation introduced in Section III A.

For driving at the phonon-shifted resonance, $\delta = \int_0^\infty d\omega J_{\text{ph}}(\omega)/\omega$ (i.e. $\delta' = 0$), we can solve the Bloch equations for the QD population difference α_z assuming the dot to be initialised in its ground state, $\alpha_z(0) = -1$. This gives

$$\alpha_z(t) = q - (q + 1)e^{-\gamma_w t/2} \left[\cos\left(\frac{\xi_w t}{2}\right) + \frac{\gamma_w}{\xi_w} \sin\left(\frac{\xi_w t}{2}\right) \right], \quad (83)$$

where the population damping rate is $\gamma_w = (\Omega/\eta_w)^2 \Gamma_{w1}$, the generalised Rabi frequency becomes $\xi_w = \sqrt{4\Omega\Omega' - \gamma_w^2}$, and we have defined the quantity $q = (\delta\Omega/\eta_w^2)[\lambda_{w2} - \zeta_{w1}]/\Omega'$. For most parameters of interest it can be shown numerically that $q \ll 1$, and we therefore neglect it in the discussion that follows. Now, from Eq. (79), we see that if $\delta \ll \eta_w \ll k_B T, \omega_c$, the rate appearing in the weak-coupling solution can be approximated as

$$\gamma_w \approx \pi \alpha k_B T \Omega^2, \quad (84)$$

which is precisely the pure-dephasing rate introduced in Eq. (60). Furthermore, if we replace the driving strength in the pure-dephasing approximation with the phonon renormalised version, i.e. we let $\Omega^2 \rightarrow \Omega\Omega'$, then as far as the QD populations are concerned, the pure-dephasing approximation becomes equivalent to the weak-coupling theory.

Important differences, however, are present in the dynamics of the QD coherences, particularly in the expectation value α_x . While in the pure-dephasing case we have simply $\dot{\alpha}_x = -\gamma_{\text{PD}}\alpha_x$, from Eq. (69) the corresponding equation of motion in the weak-coupling theory is considerably more complicated. Notably, in regimes where $\Omega \gg \delta$, we have $\dot{\alpha}_x \approx -\gamma_w \alpha_x - \kappa_{w1}$ with

$$\kappa_{w1} = \frac{\pi}{2} J_{\text{ph}}(\Omega), \quad (85)$$

leading to the steady-state solution $\alpha_x(\infty) = -\kappa_{w1}/\gamma_{\text{PD}} = -\tanh(\beta\Omega/2)$, which is the expected expression in thermal equilibrium and can be significant for low temperatures and/or large driving strengths. This observation demonstrates a serious deficiency of the pure-dephasing approximation, which instead gives $\alpha_x(\infty) = 0$, and thus essentially corresponds to a high temperature limit. For driven systems it does not, therefore, predict the correct behaviour of the QD coherences outside the semiclassical regime [98]. More generally, it can be said that the pure-dephasing approximation does not obey detailed balance conditions, and therefore does not lead to the correct (thermal) steady-state. If we are only interested in the QD populations, this discrepancy may be unimportant, since on resonance at least, the pure-dephasing approximation does indeed predict the correct qualitative behaviour for α_z . Even in this case, however, it is somewhat phenomenological, and the dependence of the dephasing rate (and any environment induced frequency shifts) on the system parameters must

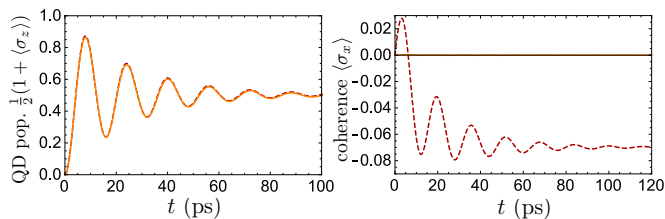


FIG. 1. QD excited state population (left) and coherence (right) as a function of time, calculated within the pure-dephasing approximation (solid, orange curves), and with the weak-coupling theory (dashed, red curves). We see that while the QD populations are closely matching, the coherences differ considerably. Parameters used: $\Omega = 0.5 \text{ ps}^{-1}$, $T = 30 \text{ K}$, $\alpha = 0.027 \text{ ps}^2$ and $\omega_c = 2.2 \text{ ps}^{-1}$, and we drive the QD at the polaron-shifted resonance, $\delta = \int_0^\infty d\omega J_{\text{ph}}(\omega)/\omega$ (we have used $\Omega \rightarrow \sqrt{\Omega\Omega'}$ and $\delta = 0$ in the pure-dephasing theory, see main text).

be incorporated by hand. Moreover, as we shall see in Section VI, the fact that phonons lead to behaviour for the coherence α_x which differs from the pure-dephasing approximation can be vitally important when the QD emission characteristics are considered.

To illustrate these points, in Fig. 1 we show the excited state population and coherence of a driven QD calculated within the pure-dephasing approximation (solid, orange curves) and with the weak-coupling theory (dashed, red curves). As discussed above, in order to achieve the best possible comparison, in the weak-coupling theory we have set $\Omega = 0.5 \text{ ps}^{-1}$ and $\delta = -\lambda_{w2} = -S_{zz}(0) = \int_0^\infty d\omega J_{\text{ph}}(\omega)/\omega$, though in the pure-dephasing approximation we use $\delta = 0$ and $\Omega \rightarrow \sqrt{\Omega(\Omega + \lambda_{w1})}$. Once these replacements have been made we see, as expected, that both theories predict the same behaviour for the QD population, with the damping rate and oscillation period matching well. However, for these experimentally relevant parameters [27, 28], the pure-dephasing approximation does not predict the correct evolution for the QD coherence, either in the transient regime or the steady-state.

Let us now examine the weak-coupling theory itself in more detail. In addition to time domain dynamics, we may also consider the QD excited state population as a function of *pulse area* $\Theta = \Omega\Delta\tau$, which we calculate by evolving the QD density operator for a fixed duration $\Delta\tau$ and increasing the Rabi frequency Ω . In the left panels of Fig. 2 we show the QD population as a function of pulse area for fixed $\Delta\tau = 14 \text{ ps}$ at the two different temperatures indicated. The right panels display the corresponding time domain dynamics for a representative pulse area of $\Theta = \pi$ (corresponding to a pulse strength of $\Omega = \pi/14 \text{ ps}^{-1}$). As before, we drive the QD at its polaron shifted transition frequency, and use material parameters relevant to the experiments in Refs. [27, 28].

For the plots corresponding to $T = 4 \text{ K}$ we see that

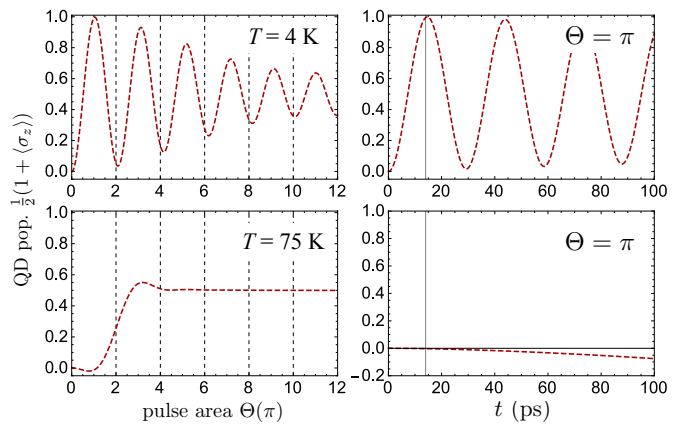


FIG. 2. QD excited state population as a function of pulse area (left) and time (right), calculated using the weak-coupling theory. The theory predicts increased damping with larger pulse area (equivalently, stronger driving). At elevated temperatures the theory becomes unphysical, as can be seen by the prediction of negative populations for $T = 75 \text{ K}$. Other parameters are $\alpha = 0.027 \text{ ps}^2$ and $\omega_c = 2.2 \text{ ps}^{-1}$.

the weak-coupling theory predicts increased damping with larger pulse area Θ (equivalently Rabi frequency $\Omega = \Theta/\Delta\tau$). This can be understood from Eqs. (79) and (83) where the damping rate in the weak-coupling theory is found to be proportional to the spectral density evaluated at $\eta_w = \sqrt{\Omega^2 + \delta^2}$, and provided $\delta \ll \Omega \ll k_B T, \omega_c$, we have simply $\gamma_{w1} \approx \alpha\pi k_B T \Omega^2$. We therefore expect the damping rate to increase linearly with both temperature and the square of the Rabi frequency in this regime, which has also been confirmed experimentally [27, 28, 33, 40]. At elevated temperatures we find that the weak-coupling theory begins to break down, and when $T = 75 \text{ K}$ and $\Theta \sim \pi$ it predicts an unphysical negative excited state population. As was shown in Ref. [73], this failure arises due to an misestimation of the Rabi frequency renormalisation captured through Ω' , and ultimately indicates that the weak system-environment coupling assumption no longer holds. More specifically, being perturbative in the exciton-phonon interaction term, the weak-coupling theory captures only single-phonon processes. At elevated temperatures (or larger α), multi-phonon processes can play a significant role in the QD dynamics, in which case we must look for alternative methods to describe our open QD system.

IV. QD DYNAMICS - POLARON THEORY

Though the weak-coupling theory presented in Section III works well in the limit of small exciton-phonon coupling strengths and/or low temperatures, as we have seen, outside these limits it becomes invalid and in certain parameter regimes can even predict unphysical behaviour. To go beyond weak-coupling it is necessary to

formulate an alternative perturbative expansion, and in this section we shall introduce one way of doing this, namely polaron theory. The essence of this approach is to apply a (physically motivated) unitary polaron transformation to the complete Hamiltonian, [72, 99] and then derive a master equation to second order in the interaction terms in the transformed basis [73]. As we shall see, the polaron basis is such that we are able to incorporate much of the effect of the original system-environment interaction into our free Hamiltonian, which we then treat to all orders. Furthermore, we shall show that in contrast to the weak-coupling approach, the polaron master equation remains valid for arbitrary coupling strength and temperature (broadly speaking) provided that the QD Rabi frequency is smaller than the phonon environment cut-off [73]. This condition is often more easily fulfilled experimentally than those required for the weak-coupling approximation to hold. For example, in current relevant experiments, continuous-wave driving strengths typically give rise to Rabi frequencies up to around $200 \mu\text{eV} \approx 20 \times 2\pi \text{ GHz}$ at most [33, 40], whereas for QDs on the $\sim 10 \text{ nm}$ scale phonon cut-off frequencies are of the order of 1 meV [28, 69].

A. Independent boson model

To motivate the polaron approach and understand its physical meaning, it is instructive to first consider the zero driving limit of our complete Hamiltonian in Eq. (55). In this case $\Omega \rightarrow 0$, $\delta \rightarrow \epsilon_X$, and the Hamiltonian becomes what is known as the independent boson model, which permits an exact solution [72, 99, 100]. Specifically, we have $H \rightarrow H_{\text{IB}}$ where

$$H_{\text{IB}} = \epsilon_X |X\rangle\langle X| + H_{\text{I}} + H_{\text{E}}, \quad (86)$$

with $H_{\text{I}} = |X\rangle\langle X| \sum_{\mathbf{k}} g_{\mathbf{k}} (b_{\mathbf{k}}^\dagger + b_{\mathbf{k}})$ and $H_{\text{E}} = \sum_{\mathbf{k}} \omega_{\mathbf{k}} b_{\mathbf{k}}^\dagger b_{\mathbf{k}}$ as before. We now consider the action of the unitary polaron transformation, defined as

$$H_{\text{IB,P}} = e^S H_{\text{IB}} e^{-S}, \quad (87)$$

with $S = |X\rangle\langle X| \sum_{\mathbf{k}} h_{\mathbf{k}} (b_{\mathbf{k}}^\dagger - b_{\mathbf{k}})$ and $h_{\mathbf{k}} = g_{\mathbf{k}}/\omega_{\mathbf{k}}$, such that we can write

$$e^{\pm S} = |0\rangle\langle 0| + |X\rangle\langle X| B_{\pm}. \quad (88)$$

Here, $B_{\pm} = \prod_{\mathbf{k}} D_{\mathbf{k}}(\pm h_{\mathbf{k}})$ are defined in terms of displacement operators $D_{\mathbf{k}}(\pm h_{\mathbf{k}}) = \exp[\pm(h_{\mathbf{k}} b_{\mathbf{k}}^\dagger - h_{\mathbf{k}}^* b_{\mathbf{k}})]$ whose properties we discuss in the Appendix. The transformed Hamiltonian takes the uncoupled form [99]

$$H_{\text{IB,P}} = \epsilon'_X |X\rangle\langle X| + H_{\text{E}}, \quad (89)$$

where $\epsilon'_X = \epsilon_X - \sum_{\mathbf{k}} g_{\mathbf{k}}^2/\omega_{\mathbf{k}}$ is the phonon-shifted QD transition frequency. In the continuum limit, $\sum_{\mathbf{k}} g_{\mathbf{k}}^2/\omega_{\mathbf{k}} \rightarrow \int_0^\infty d\omega J_{\text{ph}}(\omega)/\omega$, and we now see why we termed $\lambda_{\text{w}2}$ in Eq. (82) the polaron shift; it is the displacement energy associated with formation of a polaron

(charge-phonon) quasiparticle due to the exciton-phonon interaction.

To calculate the dynamics of the reduced density operator describing the QD degrees of freedom we use Eq. (87) to write the time evolution operator as

$$U(t) = e^{-iH_{\text{IB}}t} = e^{-S} e^{-iH_{\text{IB,P}}t} e^S, \quad (90)$$

or equivalently

$$U(t) = |0\rangle\langle 0| U_{\text{E}}(t) + e^{-i\epsilon'_X t} |X\rangle\langle X| B_- U_{\text{E}}(t) B_+, \quad (91)$$

with $U_{\text{E}}(t) = e^{-iH_{\text{E}}t}$. Thus $\rho_{\text{S}}(t) = \text{Tr}_{\text{E}}[U(t)\rho(0)U^\dagger(t)]$, and assuming a factorising initial state $\rho(0) = \rho_{\text{S}}(0)\rho_{\text{E}}(0)$, we find

$$\begin{aligned} \rho_{\text{S}}(t) = & \rho_{00} |0\rangle\langle 0| + \rho_{X0} |X\rangle\langle X| \\ & + \rho_{0X} |0\rangle\langle X| e^{i\epsilon'_X t} C_{-+}^*(t) \\ & + \rho_{X0} |X\rangle\langle 0| e^{-i\epsilon'_X t} C_{-+}(t), \end{aligned} \quad (92)$$

where $\rho_{ij} = \langle i|\rho_{\text{S}}(0)|j\rangle$ for $i, j = \{0, X\}$. Here we have defined the environment correlation function using our usual notation

$$C_{-+}(t) = \text{Tr}_{\text{E}} \left[\tilde{B}_-(t) B_+ \rho_{\text{E}}(0) \right], \quad (93)$$

with $\tilde{B}_{\pm}(t) = U_{\text{E}}^\dagger(t) B_{\pm} U_{\text{E}}(t) = \prod_{\mathbf{k}} D_{\mathbf{k}}(\pm h_{\mathbf{k}} e^{i\omega_{\mathbf{k}} t})$. From the results given in the Appendix, we find that for an initial thermal state of the phonon environment the correlation function is $C_{-+}(t) = \langle B \rangle^2 e^{\phi(t)}$, where

$$\phi(t) = \int_0^\infty d\omega \frac{J_{\text{ph}}(\omega)}{\omega^2} \left(\cos \omega t \coth(\beta\omega/2) - i \sin \omega t \right), \quad (94)$$

is the phonon propagator and

$$\begin{aligned} \langle B \rangle &= \text{Tr}_{\text{E}} [B_{\pm} \rho_{\text{E}}(0)] \\ &= \exp \left[-\frac{1}{2} \int_0^\infty d\omega \frac{J_{\text{ph}}(\omega)}{\omega^2} \coth(\beta\omega/2) \right], \end{aligned} \quad (95)$$

which can be written $\langle B \rangle = e^{-\frac{1}{2}\phi(0)}$. The factor $\langle B \rangle$ plays an important role in the polaron master equation to be derived below, as it is responsible for a phonon-induced renormalisation of the QD Rabi frequency.

Returning to Eq. (92), we can see immediately that within the independent boson model the QD populations are stationary, while the coherences contained in the off-diagonal elements evolve in some way, as expected for a pure-dephasing process. If we consider a QD initialised in an equal superposition of its ground and excited state, we have $\rho_{ij}(0) = (1/2)$ for all $i, j = \{0, X\}$. Calculating the subsequent evolution of the coherence $\langle \sigma_x \rangle = \text{Tr}_{\text{S}}[\rho_{\text{S}}(t)\sigma_x]$ we find

$$\langle \sigma_x \rangle = \text{Re}[C_{-+}(t)], \quad (96)$$

where we have moved into a frame rotating at the phonon-shifted QD transition frequency ϵ'_X . In Fig. 3

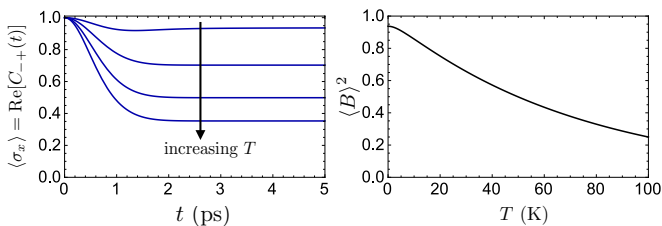


FIG. 3. Left: Evolution of the QD coherence as a function of time calculated within the independent boson model (zero driving limit). The curves are plotted for temperatures $T = 0, 25, 50, 75$ K ordered as indicated. Right: Steady-state values are given by $\langle B \rangle^2$ which we plot as a function of temperature. QD parameters used: $\alpha = 0.027$ ps² and $\omega_c = 2.2$ ps⁻¹.

we plot the dynamics of this coherence for increasing temperature as indicated. In all cases we see an initial rapid decay on a picosecond timescale followed by a plateau to a constant temperature dependent value, $\lim_{t \rightarrow \infty} C_{-+}(t) = \langle B \rangle^2$, which we plot on the right. Physically, we are seeing the effects of polaron formation [99]. As the phonon bath relaxes from its initial thermal state to a displaced thermal state due to the exciton-phonon interaction term, coherence is lost from the QD excitonic degrees of freedom. However, once the displaced equilibrium is reached (and the polaron formed), no further loss of coherence is observed. Note that though this process is a pure-dephasing one, it cannot be modelled by a simple Markovian rate.

B. Master equation in the polaron frame

As we have just demonstrated, in the zero driving limit our coupled QD-phonon Hamiltonian may be exactly diagonalised by a unitary polaron transformation. This motivates us to suppose that outside the zero driving limit, the polaron transformation should approximately diagonalise our Hamiltonian, at least to the level of describing the process of bath relaxation and polaron formation. The change of basis will then leave some residual interaction term to which we can apply perturbation theory.

To derive the QD master equation in the polaron frame, we therefore return to the full Hamiltonian in Eq. (55) and apply the same unitary transformation defined by [73, 85, 99, 101]

$$H_P = e^S H e^{-S}, \quad (97)$$

where $S = |X\rangle\langle X| \sum_{\mathbf{k}} h_{\mathbf{k}} (b_{\mathbf{k}}^\dagger - b_{\mathbf{k}})$ with $h_{\mathbf{k}} = g_{\mathbf{k}}/\omega_{\mathbf{k}}$, as in Eq. (87). After the transformation we now find

$$H_P = \delta' |X\rangle\langle X| + \frac{\Omega}{2} (|0\rangle\langle X| B_- + |X\rangle\langle 0| B_+) + H_E, \quad (98)$$

where $\delta' = \delta - \sum_{\mathbf{k}} g_{\mathbf{k}}^2/\omega_{\mathbf{k}}$ is again the polaron shifted detuning. As anticipated, although the original exciton-phonon coupling term has been removed, the second term in Eq. (98) represents a new interaction, involving excitation and de-excitation of the QD along with the appropriate environmental displacement captured through $B_{\pm} = \prod_{\mathbf{k}} D_{\mathbf{k}}(\pm h_{\mathbf{k}})$. At this stage it may seem reasonable to identify this term as the system-environment interaction and attempt to derive a master equation taking it as a perturbation. Note, however, that it has a non-zero expectation value with respect to an environmental thermal state ρ_E , i.e. $\text{Tr}_E[(|0\rangle\langle X| B_- + |X\rangle\langle 0| B_+) \rho_E] = \langle B \rangle \sigma_x$. It is therefore more appropriate to define the system-environment interaction with reference to this expectation, as we shall then be performing a perturbation expansion in fluctuations around the thermal average. To do so we simply add $\langle B \rangle \sigma_x$ to the part we define as the system Hamiltonian while subtracting it from the interaction, leaving the total Hamiltonian unchanged. We thus write

$$H_P = H_{SP} + H_{IP} + H_E, \quad (99)$$

where

$$H_{SP} = \delta' |X\rangle\langle X| + \frac{\Omega_p}{2} \sigma_x, \quad (100)$$

with $\Omega_p = \Omega \langle B \rangle$ the bath renormalised driving strength. The interaction term becomes

$$H_{IP} = \frac{\Omega}{2} (|0\rangle\langle X| [B_- - \langle B \rangle] + |X\rangle\langle 0| [B_+ - \langle B \rangle]), \quad (101)$$

which we put in the more convenient form $H_{IP} = (\Omega/2)(\sigma_x B_x + \sigma_y B_y)$, with

$$\begin{aligned} B_x &= \frac{1}{2}(B_+ + B_- - 2\langle B \rangle), \\ B_y &= \frac{1}{2i}(B_- - B_+). \end{aligned} \quad (102)$$

We note that no approximations have been made in arriving at Eqs. (99)-(101) from Eq. (98). It is simply a matter of redefining what are referred to as our system and interaction Hamiltonians. Importantly though, we now have an explicit renormalised driving term in the system Hamiltonian, containing all orders of the original system-environment interaction. This renormalisation results from polaron formation, with the classical field now driving transitions not between the original QD exciton states, but between states associated also with the relevant phonon displacements.

We are now in a position to calculate the correlation functions that enter the polaron frame master equation. The form of H_{IP} tells us that we have two terms in the summations in Eq. (46), i.e. $i, j = \{x, y\}$ corresponding to the system operators $A_x = (\Omega/2)\sigma_x$ and $A_y = (\Omega/2)\sigma_y$, and in principle four correlation functions $C_{ij}(\tau) = \text{Tr}_E[\tilde{B}_i(\tau) B_j \rho_E]$ corresponding to the bath op-

erators in Eq. (102). Using results outlined in the Appendix we find

$$C_{xx}(\tau) = \frac{\langle B \rangle^2}{2} (e^{\phi(\tau)} + e^{-\phi(\tau)} - 2), \quad (103)$$

$$C_{yy}(\tau) = \frac{\langle B \rangle^2}{2} (e^{\phi(\tau)} - e^{-\phi(\tau)}), \quad (104)$$

with $C_{xy}(\tau) = C_{yx}(\tau) = 0$, and $\phi(\tau)$ is again the phonon propagator defined in Eq. (94). The final ingredients needed to construct the explicit form of the polaron master equation are the Fourier components of the system operators A_x and A_y . These can be calculated straightforwardly from the general definition in Eq. (44), however, due to their somewhat cumbersome nature we do not explicitly give them here. Instead, we simply note that in analogy to the weak-coupling case, each system operator has in general three Fourier components corresponding to the possible energy eigenvalue differences of the system Hamiltonian, given in the present case by Eq. (100).

Before we proceed it is important to note that having transformed the total Hamiltonian into the polaron

representation, our density operator equations of motion are also defined within this frame. Referring to our general master equation form in Eq. (46), the density operator appearing should now be thought of as the reduced density operator in the polaron basis, defined as $\rho_{\text{Sp}} = \text{Tr}_{\text{E}}[\rho_{\text{p}}]$ where $\rho_{\text{p}} = e^S \rho e^{-S}$, with ρ the total density operator in the original or ‘lab’ frame. As such, when we take expectation values of the Pauli operators to construct the Bloch vector, it too is in the polaron frame, i.e. we have $\boldsymbol{\alpha}_{\text{p}} = (\langle \sigma_x \rangle_{\text{p}}, \langle \sigma_y \rangle_{\text{p}}, \langle \sigma_z \rangle_{\text{p}})$ with $\langle \sigma_i \rangle_{\text{p}} = \text{Tr}_{\text{S}}[\rho_{\text{Sp}} \sigma_i]$. To see how these quantities are related to those in the original frame we write $\langle \sigma_i \rangle = \text{Tr}[\sigma_i \rho] = \text{Tr}[e^S \sigma_i e^{-S} \rho_{\text{p}}]$. Making the Born approximation in the polaron frame, $\rho_{\text{p}} = \rho_{\text{Sp}} \rho_{\text{E}}$, we find $\langle \sigma_z \rangle = \langle \sigma_z \rangle_{\text{p}}$, whereas $\langle \sigma_x \rangle = \langle B \rangle \langle \sigma_x \rangle_{\text{p}}$ and $\langle \sigma_y \rangle = \langle B \rangle \langle \sigma_y \rangle_{\text{p}}$. Thus, while the QD population dynamics calculated in the polaron frame is the same as that in the original frame, the coherences carry an extra factor of $\langle B \rangle$ within the Born approximation.

Working through the algebra, we therefore find that the polaron frame Bloch vector obeys an equation of motion of the form $\dot{\boldsymbol{\alpha}}_{\text{p}} = M_{\text{p}} \cdot \boldsymbol{\alpha}_{\text{p}} + \mathbf{b}_{\text{p}}$, with coefficients given by

$$M_{\text{p}} = \begin{pmatrix} -\Gamma_{\text{p}1} & -[\delta' + \frac{\delta'}{\eta_{\text{p}}} \lambda_{\text{p}1}] & 0 \\ [\delta' + \frac{\delta'}{\eta_{\text{p}}} \lambda_{\text{p}2}] & -[\frac{\Omega_{\text{p}}^2}{\eta_{\text{p}}^2} \Gamma_{\text{p}3} + \frac{\delta'^2}{\eta_{\text{p}}^2} \Gamma_{\text{p}2}] & -\Omega_{\text{p}} \\ \frac{\delta' \Omega_{\text{p}}}{\eta_{\text{p}}^2} [\Gamma_{\text{p}3} - \Gamma_{\text{p}2}] & \Omega_{\text{p}} + \frac{\Omega_{\text{p}}}{\eta_{\text{p}}} \lambda_{\text{p}1} & -[\frac{\Omega_{\text{p}}^2}{\eta_{\text{p}}^2} \Gamma_{\text{p}3} + \frac{\delta'^2}{\eta_{\text{p}}^2} \Gamma_{\text{p}2} + \Gamma_{\text{p}1}] \end{pmatrix}, \quad (105)$$

where we have defined the quantities

$$\Gamma_{\text{p}1} = \frac{\Omega^2}{4} (\gamma_{yy}(\eta_{\text{p}}) + \gamma_{yy}(-\eta_{\text{p}})), \quad (106)$$

$$\Gamma_{\text{p}2} = \frac{\Omega^2}{4} (\gamma_{xx}(\eta_{\text{p}}) + \gamma_{xx}(-\eta_{\text{p}})), \quad (107)$$

$$\Gamma_{\text{p}3} = \frac{\Omega^2}{2} \gamma_{xx}(0), \quad (108)$$

$$\lambda_{\text{p}1} = \frac{\Omega^2}{2} (S_{yy}(\eta_{\text{p}}) - S_{yy}(-\eta_{\text{p}})), \quad (109)$$

$$\lambda_{\text{p}2} = \frac{\Omega^2}{2} (S_{xx}(\eta_{\text{p}}) - S_{xx}(-\eta_{\text{p}})), \quad (110)$$

$$\lambda_{\text{p}3} = \Omega^2 S_{xx}(0), \quad (111)$$

while $\mathbf{b}_{\text{p}} = (-\frac{\Omega_{\text{p}}}{\eta_{\text{p}}} \kappa_{\text{p}1}, -\frac{\delta' \Omega_{\text{p}}}{\eta_{\text{p}}^2} [\lambda_{\text{p}3} - \zeta_{\text{p}1}], -\frac{\delta'}{\eta_{\text{p}}} [\kappa_{\text{p}1} + \kappa_{\text{p}2}])$, with

$$\kappa_{\text{p}1} = \frac{\Omega^2}{4} (\gamma_{yy}(\eta_{\text{p}}) - \gamma_{yy}(-\eta_{\text{p}})), \quad (112)$$

$$\kappa_{\text{p}2} = \frac{\Omega^2}{4} (\gamma_{xx}(\eta_{\text{p}}) - \gamma_{xx}(-\eta_{\text{p}})), \quad (113)$$

$$\zeta_{\text{p}1} = \frac{\Omega^2}{2} (S_{xx}(\eta_{\text{p}}) + S_{xx}(-\eta_{\text{p}})), \quad (114)$$

and $\eta_{\text{p}} = \sqrt{\delta'^2 + \Omega_{\text{p}}^2}$.

As in Section III, we shall now illustrate the application of the polaron approach by investigating the QD excited state population both as a function of pulse area $\Theta = \Omega \Delta \tau$ and within the time domain. In Fig. 4 we

plot dynamics calculated using the polaron theory (dotted, blue curves), and the previous weak-coupling theory (dashed, red curves) for comparison, where we drive the QD at its polaron-shifted transition frequency. From the first row, corresponding to a low temperature regime in which $T = 4$ K, we see that both theories predict almost identical dynamics over a wide range of pulse areas (or equivalently driving strengths) [73]. To see why this is the case, for $\delta' = 0$ the polaron Bloch equations can be solved for the QD population difference giving

$$\alpha_z(t) = e^{-\gamma_{\text{p}} t/2} \left[\cos\left(\frac{\xi_{\text{w}} t}{2}\right) - \frac{\Gamma_{\text{p}1}}{\xi_{\text{p}}} \sin\left(\frac{\xi_{\text{p}} t}{2}\right) \right], \quad (115)$$

with damping rate $\gamma_{\text{p}} = \Gamma_{\text{p}1} + 2\Gamma_{\text{p}3}$ and oscillation frequency $\xi_{\text{p}} = \sqrt{4\Omega_{\text{p}}(\Omega_{\text{p}} + \lambda_{\text{p}1}) - \Gamma_{\text{p}1}^2}$. Since we are interested in the low temperature limit in which the single-phonon term should dominate, we now consider the polaron rate γ_{p} to lowest order in the system–environment coupling strength α . At this order the polaron correlation functions become $C_{xx}(\tau) \approx 0$ and $C_{yy} \approx \langle B \rangle^2 \phi(\tau)$, which leads to $\Gamma_{\text{p}3} \approx 0$ and thus $\gamma_{\text{p}} \approx \Gamma_{\text{p}1}$, which can be found analytically:

$$\gamma_{\text{p}} \approx \frac{\pi}{2} J_{\text{ph}}(\Omega_{\text{p}}) \coth(\beta \Omega_{\text{p}}/2). \quad (116)$$

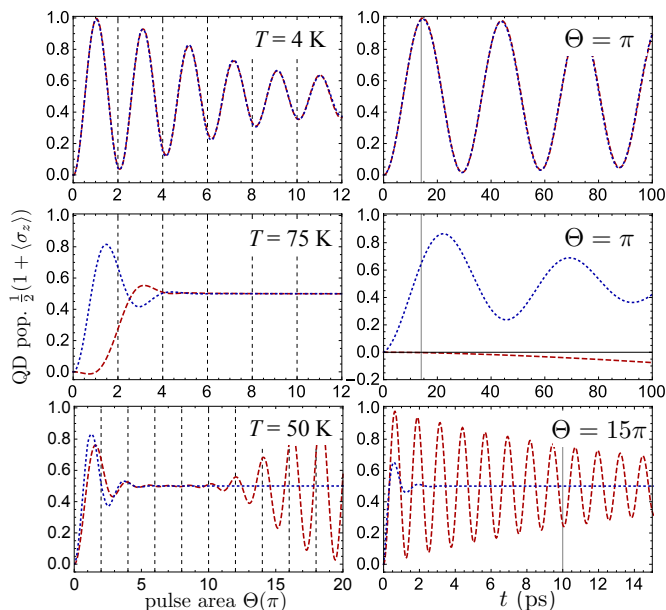


FIG. 4. QD excited state population as a function of pulse area (left) and time (right), calculated using the polaron theory (dotted, blue curves) and the weak-coupling theory (dashed, red curves). The first two rows correspond to a pulse duration of $\Delta\tau = 14$ ps, while the last corresponds to $\Delta\tau = 10$ ps. For $T = 75$ K the weak-coupling theory breaks down though the polaron theory remains valid. At very large pulse areas an undamped regime is reached, which the polaron theory fails to capture (see bottom row).

Additionally, in the limit $\Omega_p \ll k_B T, \omega_c$ we may further simplify the rate to $\gamma_p \approx \pi \alpha k_B T \Omega_p^2$. This demonstrates that in the weak-coupling limit, the damping rate in the polaron theory is the same as that in the weak-coupling theory, though evaluated at the renormalised Rabi frequency $\Omega_p = \Omega \langle B \rangle$ rather than the original Ω . Thus, both theories predict similar dynamics at low temperatures. The correspondence breaks down at higher temperatures, however, as Rabi frequency renormalisation (and multiphonon effects more generally) become significant. For example, in the middle row of Fig. 4, for which $T = 75$ K, we see that while the weak-coupling theory predicts unphysical behaviour, the polaron master equation predictions remain physical.

Turning to the lower row, which corresponds to a temperature of $T = 50$ K and for which we explore pulse areas as high as $\Theta = 20\pi$, we see another way in which the polaron and weak-coupling theories can differ. At small pulse areas, although differences are present, the polaron and weak-coupling theories predict similar qualitative behaviour. At larger pulse areas, however, the two theories begin to differ drastically in their predictions. For example, at $\Theta = 15\pi$, corresponding to a driving strength of $\Omega = 15\pi/(10 \text{ ps}) \approx 4.7 \text{ ps}^{-1}$ shown on the right, we see that the weak-coupling theory becomes undamped while the polaron theory is still strongly damped. This in fact

demonstrates a failure of the polaron approach. For very large driving strengths exceeding the cut-off frequency of the phonon bath (here $\omega_c = 2.2 \text{ ps}^{-1}$), the phonon modes cannot follow the state of the QD and the exciton and phonons begin to decouple [102]. Though this effect is yet to be experimentally observed, it has also been predicted using powerful numerically exact path integral methods [74, 78]. In this regime, owing to the decoupling effect, the weak-coupling theory then begins to become appropriate once again (as long as non-Markovian corrections are minor). The polaron theory, however, cannot capture this decoupling, since it assumes all modes can adiabatically follow the QD state. As such, as the driving strength is increased, it simply gives rise to larger and larger damping. We shall discuss these points further in the following section, as well as develop a refined version of the polaron master equation applicable also in the strong driving regime.

V. QD DYNAMICS - VARIATIONAL POLARON THEORY

In many parameter regimes the polaron master equation predicts dynamics more accurate than those of weak-coupling theory. However, as we have just seen, for large driving strengths the polaron approach becomes invalid. This can be understood on a number of levels. For example, in Section IV we saw how in the zero driving limit the polaron transformation exactly diagonalises the complete Hamiltonian. This inspired us to apply the transformation outside the zero driving limit, and to treat terms proportional to the Rabi frequency as a perturbation. In this case, it should come as little surprise that such a theory relies on the driving strength being weak. To give a more physical picture, the polaron transformation can be thought of as moving into a basis in which the environment oscillators are displaced in response to the QD state. If we take this displaced basis as a representation for our unperturbed Hamiltonian, then on an intuitive level we might expect this to be valid only for environment oscillators that are fast enough (i.e. of sufficiently high frequency) to respond rapidly to the state of the QD. For large driving strengths, it seems likely that some (if not most) environment oscillators will be too sluggish to follow the QD state. This reasoning motivates us to explore a variational extension to the polaron theory [74, 103–105], in which the displacement we apply to each environment oscillator is chosen by some criterion that depends on the mode frequency, the driving strength, and the other system-environment parameters.

A. Variational polaron transformation

To see how we determine the variational transformation, let us consider a generalisation of the polaron unitary introduced in Section IV, acting on the full QD

Hamiltonian in the rotating frame, Eq. (55). We have

$$H_V = e^V H e^{-V}, \quad (117)$$

where $V = |X\rangle\langle X| \sum_{\mathbf{k}} f_{\mathbf{k}} (b_{\mathbf{k}}^\dagger - b_{\mathbf{k}}) / \omega_{\mathbf{k}}$, and the set $\{f_{\mathbf{k}}\}$ will be referred to as the variational parameters. With reference to Eq. (97) we can see that for $f_{\mathbf{k}} = g_{\mathbf{k}}$ this is equivalent to the polaron transformation. The idea behind the variational theory, however, is to choose the $f_{\mathbf{k}}$ in such a way that our perturbative master equation remains as accurate as possible, given the restricted form of transformation we consider. Applying the general transformation in Eq. (117) we find [74]

$$H_V = H_{SV} + H_{IV} + H_E, \quad (118)$$

where the system Hamiltonian is now given by

$$H_{SV} = \delta_v |X\rangle\langle X| + \frac{\Omega_v}{2} \sigma_x, \quad (119)$$

with $\delta_v = \delta + R$ and $R = \sum_{\mathbf{k}} f_{\mathbf{k}} (f_{\mathbf{k}} - 2g_{\mathbf{k}}) / \omega_{\mathbf{k}}$. In analogy with the previous polaron theory, a renormalised Rabi frequency is defined, given by $\Omega_v = \Omega\langle\mathcal{B}\rangle$ with $\langle\mathcal{B}\rangle = \text{Tr}_E[\mathcal{B}_\pm \rho_E]$. Now the bath operators are functions of the variational parameters, $\mathcal{B}_\pm = \prod_{\mathbf{k}} D_{\mathbf{k}}(\pm f_{\mathbf{k}} / \omega_{\mathbf{k}})$, yielding the renormalisation factor

$$\langle\mathcal{B}\rangle = \exp \left[-\frac{1}{2} \sum_{\mathbf{k}} \frac{f_{\mathbf{k}}^2}{\omega_{\mathbf{k}}^2} \coth(\beta\omega_{\mathbf{k}}/2) \right], \quad (120)$$

for a thermal state of the environment. The interaction Hamiltonian contains two terms, one polaron-like contribution and one weak-coupling-like contribution. Specifically,

$$H_{IV} = \frac{\Omega}{2} (\sigma_x \mathcal{B}_x + \sigma_y \mathcal{B}_y) + |X\rangle\langle X| \mathcal{B}_z, \quad (121)$$

where

$$\begin{aligned} \mathcal{B}_x &= \frac{1}{2} (\mathcal{B}_+ + \mathcal{B}_- - 2\langle\mathcal{B}\rangle), \\ \mathcal{B}_y &= \frac{1}{2i} (\mathcal{B}_- - \mathcal{B}_+), \end{aligned} \quad (122)$$

and

$$\mathcal{B}_z = \sum_{\mathbf{k}} (g_{\mathbf{k}} - f_{\mathbf{k}}) (b_{\mathbf{k}}^\dagger + b_{\mathbf{k}}). \quad (123)$$

Note that in general the bath operators in the variational theory, which we label \mathcal{B}_x , \mathcal{B}_y and \mathcal{B}_z , are not equal to those encountered in the weak-coupling or polaron theories due to additional factors or terms involving the variational parameters. In the following we use calligraphic notation for bath operators and correlation functions in the variational frame.

B. Free energy minimisation

Before we go on to derive our variational master equation, we must first determine the free parameters $\{f_{\mathbf{k}}\}$. We choose them such that they minimise the free energy associated with the variationally transformed Hamiltonian H_V . At zero temperature this corresponds to minimising the ground-state energy, as usual. At finite temperature, as the free energy is minimised in equilibrium, the variational transformation then attempts to find the best possible diagonalisation of the complete Hamiltonian, given the restricted form of unitary [74, 103–105].

To minimise the free energy, we compute the Feynman-Bogoliubov upper bound given by

$$A_B = -\frac{1}{\beta} \ln(\text{Tr}\{e^{-\beta H_{0V}}\}) + \langle H_{IV} \rangle_{H_{0V}} + \mathcal{O}\langle H_{IV}^2 \rangle_{H_{0V}}, \quad (124)$$

where $H_{0V} = H_{SV} + H_E$. The upper bound satisfies $A_B \geq A$, with A being the true free energy. We have constructed H_{IV} such that the second term in Eq. (124) is zero. Neglecting terms higher order in H_{IV} we find the approximate free energy bound

$$A_B \approx \frac{1}{2} (\delta_v + \eta_v) - \frac{1}{\beta} \ln(1 + e^{\beta\eta_v}), \quad (125)$$

where $\eta_v = \sqrt{\delta_v^2 + \Omega_v^2}$, and we have neglected the contribution coming from the environment Hamiltonian, since it does not depend on the variational parameters. Differentiating Eq. (125) with respect to $f_{\mathbf{k}}$ we find

$$\frac{\partial A_B}{\partial f_{\mathbf{k}}} = \frac{1}{2} \frac{\partial R}{\partial f_{\mathbf{k}}} - \frac{1}{2} \tanh(\beta\eta_v/2) \frac{\partial \eta_v}{\partial f_{\mathbf{k}}}, \quad (126)$$

and solving the minimisation condition $\frac{\partial A_B}{\partial f_{\mathbf{k}}} = 0$ we obtain

$$f_{\mathbf{k}} = \frac{g_{\mathbf{k}} [1 - \frac{\delta_v}{\eta_v} \tanh(\beta\eta_v/2)]}{[1 - \frac{\delta_v}{\eta_v} \tanh(\beta\eta_v/2)] [1 - \frac{\Omega_v^2}{2\delta_v \omega_{\mathbf{k}}} \coth(\beta\omega_{\mathbf{k}}/2)]}. \quad (127)$$

We emphasise that the variational parameters differ for each wavevector \mathbf{k} . In particular, for those wavevectors \mathbf{k} having corresponding frequencies satisfying $\Omega_v / \omega_{\mathbf{k}} \ll 1$, the minimisation condition approximates to $f_{\mathbf{k}} \rightarrow g_{\mathbf{k}}$. Thus, for these modes, the full polaron transformation should be applied. In contrast, for $\Omega_v / \omega_{\mathbf{k}} \gg 1$ we find $f_{\mathbf{k}} \rightarrow 0$, and no transformation is applied. This confirms our earlier intuition that for sluggish modes, for which $\Omega_v / \omega_{\mathbf{k}} \gg 1$, the polaron transformation is not appropriate, since these modes cannot follow the state of the QD.

It is worth noting that the parameters δ_v , η_v and Ω_v appearing in Eq. (127) depend on the variational parameters $\{f_{\mathbf{k}}\}$ themselves. As such, the renormalised quantities must typically be solved for self-consistently. In order to do so, we write $f_{\mathbf{k}} = g_{\mathbf{k}} F(\omega_{\mathbf{k}})$ from which we can write $\delta_v = \delta + R$ with

$$R = \int_0^\infty d\omega \frac{J_{\text{ph}}(\omega) F(\omega)}{\omega} [F(\omega) - 2], \quad (128)$$

and $\Omega_v = \langle \mathcal{B} \rangle \Omega$ with

$$\langle \mathcal{B} \rangle = \exp \left[-\frac{1}{2} \int_0^\infty d\omega \frac{J_{\text{ph}}(\omega) F(\omega)^2}{\omega^2} \coth(\beta\omega/2) \right], \quad (129)$$

which we numerically solve simultaneously.

C. Variational master equation

To derive a master equation in the variational frame, we must first find the relevant correlation functions. From the interaction Hamiltonian, Eq. (121), we see that within the variational representation there are two distinct contributions, one which resembles that in polaron theory, and another whose form is the same as in the weak-coupling approach. Accordingly, we expect the resulting master equation to have three contributions; terms which look similar to those found at weak-coupling, polaron-like terms, and cross terms arising from products of the two different types of bath operator. Indeed, this reflects the general nature of the variational method. In the appropriate limits it is expected to reduce to either the weak-coupling or the polaron theories, though in general both contributions will be present. The cross contributions are important when interpolating between these two cases.

We label the variational frame interaction Hamiltonian system operators as $A_x = (\Omega/2)\sigma_x$, $A_y = (\Omega/2)\sigma_y$ and $A_z = |X\rangle\langle X|$. We must calculate the correlation functions $\mathcal{C}_{ij}(\tau) = \text{Tr}_E[\tilde{\mathcal{B}}_i(\tau)\mathcal{B}_j\rho_E]$ for $i, j = \{x, y, z\}$, with bath operators given in Eqs. (122) and (123). The correlation functions $\mathcal{C}_{xx}(\tau)$ and $\mathcal{C}_{yy}(\tau)$ are of precisely the same form as those encountered in polaron theory. In

exact analogy with Eqs. (103) and (104) we find

$$\mathcal{C}_{xx}(\tau) = \frac{\langle \mathcal{B} \rangle^2}{2} \left(e^{\varphi(\tau)} + e^{-\varphi(\tau)} - 2 \right), \quad (130)$$

$$\mathcal{C}_{yy}(\tau) = \frac{\langle \mathcal{B} \rangle^2}{2} \left(e^{\varphi(\tau)} - e^{-\varphi(\tau)} \right), \quad (131)$$

and $\mathcal{C}_{xy}(\tau) = \mathcal{C}_{yx}(\tau) = 0$, where the phonon propagator is now given by

$$\varphi(\tau) = \int_0^\infty d\omega \frac{J_{\text{ph}}(\omega)}{\omega^2} F(\omega)^2 \left(\cos \omega\tau \coth(\beta\omega/2) - i \sin \omega\tau \right), \quad (132)$$

and is thus dependent on the variational optimisation through $F(\omega)$. Similarly, the weak-coupling-like correlation function is found to be

$$\mathcal{C}_{zz}(\tau) = \int_0^\infty d\omega J_{\text{ph}}(\omega) [1 - F(\omega)]^2 \times \left(\cos \omega\tau \coth(\beta\omega/2) - i \sin \omega\tau \right). \quad (133)$$

The only correlation functions requiring additional effort arise from the cross terms. With the help of the Appendix we find

$$\mathcal{C}_{yz}(\tau) = -\langle \mathcal{B} \rangle \int_0^\infty d\omega \frac{J_{\text{ph}}(\omega)}{\omega} F(\omega) [1 - F(\omega)] \times \left(i \cos \omega\tau + \sin \omega\tau \coth(\beta\omega/2) \right), \quad (134)$$

while $\mathcal{C}_{zy}(\tau) = -\mathcal{C}_{yz}(\tau)$ and $\mathcal{C}_{zx}(\tau) = \mathcal{C}_{xz}(\tau) = 0$.

Having found the relevant bath correlation functions we can now use Eq. (46) to write down the master equation in the variational frame. As in Section IV, we must once again take care to remember that the Bloch equations we derive from variational master equation contain expectation values in the variational frame, which for the coherences are related to those in the original frame by a factor of $\langle \mathcal{B} \rangle$. We derive Bloch equations of the form $\dot{\boldsymbol{\alpha}}_V = M_V \cdot \boldsymbol{\alpha}_V + \mathbf{b}_V$, with

$$M_V = - \begin{pmatrix} \frac{\Omega_v^2}{\eta_v^2} \Gamma_{w1} + \frac{\delta_v^2}{\eta_v^2} \Gamma_{w2} + \Gamma_{p1} + \frac{\Omega_v}{\eta_v} \Gamma_{v1} & \delta_v + \lambda_{w2} + \frac{\delta_v}{\eta_v} \lambda_{p1} - \frac{\delta_v \Omega_v}{\eta_v^2} (\lambda_{v1} - \lambda_{v2}) & \frac{\delta_v \Omega_v}{\eta_v^2} (\Gamma_{w1} - \Gamma_{w1}) + \frac{\delta_v}{2\eta_v} \Gamma_{v1} + \Gamma_{v2} \\ -\delta_v - \lambda_{w2} - \frac{\delta_v}{\eta_v} \lambda_{p2} & \frac{\Omega_v^2}{\eta_v^2} (\Gamma_{w1} + \Gamma_{p3}) + \frac{\delta_v^2}{\eta_v^2} (\Gamma_{w2} + \Gamma_{p2}) - \frac{\Omega_v}{2\eta_v} \Gamma_{v1} & \Omega_v + \frac{\Omega_v}{\eta_v} \lambda_{w1} - \lambda_{v1} \\ -\frac{\delta_v \Omega_v}{\eta_v} (\Gamma_{p3} - \Gamma_{p2}) - \Gamma_{v2} & -\Omega_v - \frac{\Omega_v}{\eta_v} \lambda_{p1} + \frac{\Omega_v^2}{\eta_v^2} \lambda_{v1} + \frac{\delta_v^2}{\eta_v^2} \lambda_{v2} & \Gamma_{p1} + \frac{\delta_v^2}{\eta_v^2} \Gamma_{p2} + \frac{\Omega_v^2}{\eta_v^2} \Gamma_{p3} + \frac{\Omega_v}{2\eta_v} \Gamma_{v2} \end{pmatrix}, \quad (135)$$

being significantly more complicated than in either the weak-coupling or polaron cases. Here, the quantities Γ_{w1} etc. with a ‘w’ subscript are defined as in the weak-coupling theory of Section III, but with the true weak-coupling correlation function replaced by its variational theory counterpart. Explicitly, these terms are defined as in Eqs. (70) to (73), though with the correlation function

replaced by Eq. (133). Similarly, the quantities with a ‘p’ subscript are defined in Eqs. (106) to (114), though calculated using the correlation functions in Eqs. (130) and (131). The remaining terms are unique to the variational

theory, and are given by

$$\Gamma_{v1} = \Omega(S_{zy}(\eta_v) - S_{zy}(-\eta_v)), \quad (136)$$

$$\Gamma_{v2} = \Omega S_{zy}(0), \quad (137)$$

$$\lambda_{v1} = \frac{\Omega}{4}(\gamma_{zy}(\eta_v) + \gamma_{zy}(-\eta_v)), \quad (138)$$

$$\lambda_{v2} = \frac{\Omega}{2}\gamma_{zy}(0). \quad (139)$$

The inhomogeneous terms are

$$\mathbf{b}_V = \begin{pmatrix} -\frac{\Omega_v}{\eta_v} [\kappa_{w1} + \kappa_{p1}] - \frac{\Omega_v^2 + \eta_v^2}{2\eta_v^2} \kappa_{v1} - \frac{\delta_v^2}{\eta_v^2} \Gamma_{v2} \\ -\frac{\Omega_v \delta_v}{\eta_v^2} [\zeta_{w1} - \zeta_{p1} - \lambda_{w2} + \lambda_{p3}] + \frac{\delta_v}{2\eta_v} \zeta_v \\ -\frac{\delta_v}{\eta_v} [\kappa_{p1} + \kappa_{p2}] - \frac{\delta_v \Omega_v}{2\eta_v^2} [\kappa_{v1} - 2\Gamma_{v2}] \end{pmatrix}, \quad (140)$$

with coefficients containing a ‘w’ or ‘p’ subscript defined as above, i.e. the corresponding weak-coupling or polaron expression with the bath correlation function replaced by the appropriate variational form, with

$$\kappa_{v1} = \Omega(S_{zy}(\eta_v) + S_{zy}(-\eta_v)), \quad (141)$$

$$\zeta_{v1} = \frac{\Omega}{2}(\gamma_{zy}(\eta_v) - \gamma_{zy}(-\eta_v)). \quad (142)$$

In the limit that $F(\omega) \rightarrow 1$ all terms with a ‘w’ or ‘v’ subscript disappear, and the Bloch equations reduce to the polaron form as expected. In the opposite limit, $F(\omega) \rightarrow 0$ all ‘p’ and ‘v’ terms vanish and we recover the weak-coupling Bloch equations.

In Fig. 5 we compare the dynamics calculated using the variational Bloch equations (solid, grey curves), with those of the polaron (dotted, blue curves) and weak-coupling (dashed, red curves) techniques. As in the previous cases, we plot the QD population as a function of pulse area on the left, and in the time domain on the right. At low temperatures and pulse areas of up to at least $\Theta = 12\pi$ (corresponding to driving strengths of $\Omega = \Theta/\Delta\tau \approx 2.7 \text{ ps}^{-1}$), it can be seen that all three theories predict equivalent dynamics. For these parameters the variational transformation is approximately equal to the full polaron transformation, which as we have seen gives behaviour close to the weak-coupling theory for low enough temperatures. In the middle row, where $T = 75 \text{ K}$, we again find that the variational and polaron theories match, but here the weak-coupling Bloch equations deviate markedly, predicting unphysical behaviour as previously outlined. The variational transformation in this high temperature regime thus corresponds closely to the full polaron transformation (except for very low frequency modes), since such a choice acts to minimise the perturbative terms in the Hamiltonian. These terms are, however, now large (and hence non-perturbative) if no transformation is applied, which is the case in the weak-coupling theory.

The real versatility of the variational approach can be appreciated when considering the lowest row in Fig. 5, where Rabi frequencies of up to $\Omega = 20\pi/(10 \text{ ps}) \approx 6.3 \text{ ps}^{-1}$ are explored at $T = 50 \text{ K}$. In contrast to the incorrect predictions of the polaron approach, at very strong driving the variational theory is able to capture

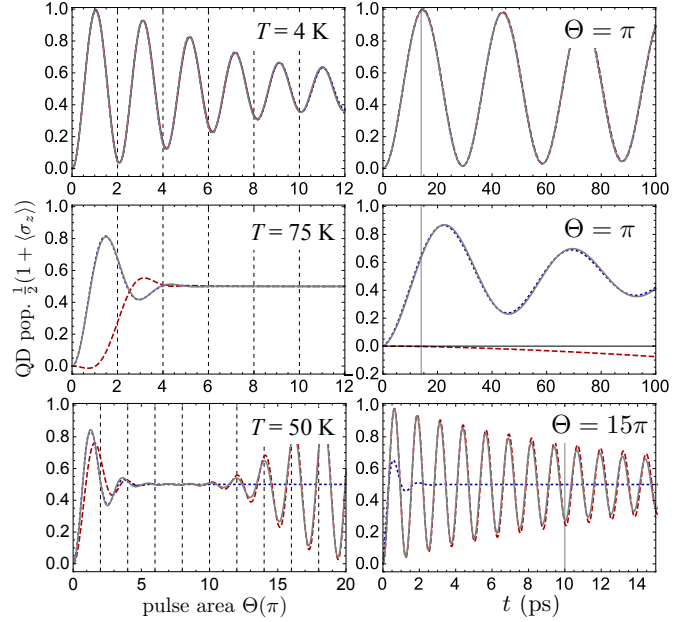


FIG. 5. QD excited state population as a function of pulse area (left) and time (right), calculated using the variational theory (solid, grey curves), polaron theory (dotted, blue curves) and the weak-coupling theory (dashed, red curves). For low temperature all three theories predict similar behaviour, while for $T = 75 \text{ K}$ and moderate driving strengths the variational theory mimics the polaron theory in order to minimise perturbative terms in the transformed Hamiltonian. For very large driving strengths the variational and weak-coupling theories approximately coincide as the exciton and phonons decouple.

the exciton-phonon decoupling effect seen also in the weak-coupling dynamics. In this regime, the full polaron transformation becomes inappropriate as it relies on displacing the phonons such that they adiabatically follow the QD state. However, for strong driving, the majority of important phonon modes become sluggish with respect to the QD Rabi frequency and they should therefore be displaced only by a small amount, or even not at all. The variational transformation then naturally begins to shift towards the identity (i.e. no transformation), and instead we end up performing perturbation in the original system-environment coupling strength. Thus, we see that by attempting to minimise the interaction terms, the variational formalism is able to interpolate between regimes in which the polaron representation is advantageous, and those in which a weak-coupling approach is more favourable.

VI. PHONON EFFECTS IN QUANTUM DOT PHOTON EMISSION

Our considerations so far have focussed on the influence of phonon interactions on the QD exciton popula-

tion and coherence dynamics. Direct access to the excitonic population can be gained, for example, through photocurrent measurements [25, 27]. Furthermore, QD populations and coherences can conveniently be calculated directly from the master equations that we have derived. However, it is often preferable to probe QD systems via measurements on their emitted photons, the characterisation of which is also vitally important in the development of new QD photonic technologies. Such measurements also provide access to information beyond simply elements of the QD reduced density matrix, such as multi-time correlation functions and emission spectra. More generally, it is an interesting and important problem to understand how standard quantum optics techniques and intuition must be modified to account for the solid-state nature of emitters such as semiconductor QDs. Hence, the focus of this section will be on developing a means to characterise the phonon influence in QD photon emission properties.

A. Including both spontaneous emission and phonon interactions

We have treated interactions between the QD excitonic degrees of freedom and the phonon and photon environments separately up to now. However, we must account for both phonon coupling and photon emission simultaneously if we are to characterise the effect of the former on the latter. Let us start from the Hamiltonian in the rotating frame

$$H = H_S + H_{E_1} + H_{E_2} + H_{I_1} + H_{I_2}, \quad (143)$$

where

$$H_S = \delta |X\rangle \langle X| + \frac{\Omega}{2} (|0\rangle \langle X| + |X\rangle \langle 0|), \quad (144)$$

again describes a classically driven QD within the RWA [see Eq. (5)],

$$H_{E_1} = \sum_{\mathbf{k}} \omega_{\mathbf{k}} b_{\mathbf{k}}^\dagger b_{\mathbf{k}}, \quad (145)$$

$$H_{E_2} = \sum_{\mathbf{q}} \nu_{\mathbf{q}} a_{\mathbf{q}}^\dagger a_{\mathbf{q}}, \quad (146)$$

are the free phonon and photon Hamiltonians, respectively, and

$$H_{I_1} = |X\rangle \langle X| \sum_{\mathbf{k}} g_{\mathbf{k}} (b_{\mathbf{k}}^\dagger + b_{\mathbf{k}}), \quad (147)$$

$$H_{I_2} = \sum_{\mathbf{q}} u_{\mathbf{q}} (e^{-i\omega_{\mathbf{q}}t} |0\rangle \langle X| a_{\mathbf{q}}^\dagger + e^{i\omega_{\mathbf{q}}t} |X\rangle \langle 0| a_{\mathbf{q}}), \quad (148)$$

define the QD exciton-phonon and exciton-photon couplings, respectively.

We shall restrict ourselves to the variational treatment of the phonon interaction term, as it is the most general and both the weak-coupling and polaron methods

can also be recovered from it in the appropriate limits. Applying the unitary transformation as in Section V to Eq. (143) we obtain

$$H_V = H_{SV} + H_{E_1} + H_{E_2} + H_{IV_1} + H_{IV_2}. \quad (149)$$

Here, H_{SV} is as given in Eq. (119), H_{IV_1} is the exciton-phonon interaction term in the transformed representation given in Eq. (121), and

$$H_{IV_2} = \sum_{\mathbf{q}} u_{\mathbf{q}} (e^{-i\omega_{\mathbf{q}}t} \mathcal{B}_- |0\rangle \langle X| a_{\mathbf{q}}^\dagger + e^{i\omega_{\mathbf{q}}t} \mathcal{B}_+ |X\rangle \langle 0| a_{\mathbf{q}}), \quad (150)$$

now contains QD, phonon, and photon operators and describes how the exciton-photon coupling becomes modified after the variational transformation. Note that if we assume the full environmental state to be initially thermal then it is also separable, $\rho_E(0) = \rho_{E_1}(0)\rho_{E_2}(0)$, with $\rho_{E_1}(0)$ and $\rho_{E_2}(0)$ describing phonon and photon bath thermal states, respectively. Hence, $\langle \mathcal{B} \rangle$ can be defined exactly as in Eq. (129) and $\text{Tr}_E[H_{IV_1}\rho_E(0)] = \text{Tr}_E[H_{IV_2}\rho_E(0)] = 0$.

We now move into the interaction picture with respect to $H_{0V} = H_{SV} + H_{E_1} + H_{E_2}$ such that

$$\tilde{H}_{IV}(t) = \tilde{H}_{IV_1}(t) + \tilde{H}_{IV_2}(t) \quad (151)$$

where $\tilde{H}_{IV_j}(t) = e^{iH_{0V}t} H_{IV_j} e^{-iH_{0V}t}$ for $j = \{1, 2\}$. From Eq. (39) we know that our second-order master equation may be written as

$$\frac{d}{dt} \tilde{\rho}_{SV}(t) = - \int_0^t dt_1 \text{Tr}_E[\tilde{H}_{IV}(t), [\tilde{H}_{IV}(t_1), \tilde{\rho}_{SV}(t)\rho_E(0)]]. \quad (152)$$

Inserting $\tilde{H}_{IV}(t) = \tilde{H}_{IV_1}(t) + \tilde{H}_{IV_2}(t)$ we find that the master equation consists of four terms corresponding to the different possible combinations of the two interaction terms. However, as $\text{Tr}_E[H_{IV_1}\rho_E(0)] = \text{Tr}_E[H_{IV_2}\rho_E(0)] = 0$, those terms containing both $\tilde{H}_{IV_1}(t)$ and $\tilde{H}_{IV_2}(t)$ disappear. Thus, we obtain

$$\begin{aligned} \dot{\rho}_{SV}(t) = & -i[H_{SV}, \rho_{SV}(t)] \\ & - \int_0^t d\tau \text{Tr}_{E_1}[H_{IV_1}, [\tilde{H}_{IV_1}(-\tau), \rho_{SV}(t)\rho_{E_1}(0)]] \\ & - \int_0^t d\tau \text{Tr}_E[H_{IV_2}, [\tilde{H}_{IV_2}(-\tau), \rho_{SV}(t)\rho_E(0)]], \end{aligned} \quad (153)$$

where we have transformed back to the Schrödinger picture. Here, the first two terms are precisely those that we obtained in the previous variational master equation when considering only phonon interactions, and are thus unaffected by the extra coupling to the radiation field. The third term, responsible for photon emission and absorption processes due to the radiation field, appears at first sight to be modified by the phonon environment.

However, we shall now see that for typical QD parameters this term should actually reduce to the usual form expected in the absence of phonon interactions.

From Eq. (153), consider the last term on the right hand side,

$$-\int_0^t d\tau \text{Tr}_{\mathbf{E}_1+\mathbf{E}_2} [H_{IV_2}, [\tilde{H}_{IV_2}(-\tau), \rho_{\text{SV}}(t) \rho_{\mathbf{E}_1}(0) \rho_{\mathbf{E}_2}(0)]], \quad (154)$$

where we have

$$\begin{aligned} \tilde{H}_{IV_2}(t) &= \sum_{\mathbf{q}} u_{\mathbf{q}} \left(e^{-i\omega_{\mathbf{q}}t} \mathcal{B}_-(t) \sigma_-(t) a_{\mathbf{q}}^\dagger e^{i\nu_{\mathbf{q}}t} \right. \\ &\quad \left. + e^{i\omega_{\mathbf{q}}t} \mathcal{B}_+(t) \sigma_+(t) a_{\mathbf{q}} e^{-i\nu_{\mathbf{q}}t} \right) \\ &= \sum_{i=1}^2 \tilde{A}_i(t) \otimes \tilde{B}_i(t) \otimes \tilde{C}_i(t), \end{aligned} \quad (155)$$

with $\tilde{A}_1(t) = \sigma_-(t) e^{-i\omega_{\mathbf{q}}t}$, $\tilde{A}_2(t) = \tilde{A}_1^\dagger(t)$, $\tilde{B}_1(t) = \mathcal{B}_-(t)$, $\tilde{B}_2(t) = \tilde{B}_1^\dagger(t)$, $\tilde{C}_1(t) = \sum_{\mathbf{q}} u_{\mathbf{q}} a_{\mathbf{q}}^\dagger e^{i\nu_{\mathbf{q}}t}$, and $\tilde{C}_2(t) = \tilde{C}_1^\dagger(t)$. We have also defined $\sigma_-(t) = e^{iH_{0V}t} \sigma_- e^{-iH_{0V}t}$, with $\sigma_- = |0\rangle\langle X|$, and $\mathcal{B}_-(t) = e^{iH_{0V}t} \mathcal{B}_- e^{-iH_{0V}t}$. Though this interaction Hamiltonian is more complicated than the form previously considered in Eq. (41), the product initial state of the environment means that we may still write Eq. (154) in the standard form

$$-\sum_{ij} \int_0^t d\tau \left(C'_{ij}(\tau) [A_i, \tilde{A}_j(-\tau) \rho_{\text{SV}}(t)] \right. \\ \left. + C'_{ji}(-\tau) [\rho_{\text{SV}}(t) \tilde{A}_j(-\tau), A_i] \right), \quad (156)$$

where the correlation functions are now defined as

$$C'_{ij}(\tau) = \text{Tr}_{\mathbf{E}_1} [\tilde{B}_i(\tau) B_j \rho_{\mathbf{E}_1}(0)] \text{Tr}_{\mathbf{E}_2} [\tilde{C}_i(\tau) C_j \rho_{\mathbf{E}_2}(0)]. \quad (157)$$

If we consider the initial photon field state to be the multimode vacuum, which is an excellent approximation under standard experimental conditions, then (as in Section II E) the only non-zero correlation function is

$$\begin{aligned} C'_{21}(\tau) &= \text{Tr}_{\mathbf{E}_1} [\tilde{B}_2(\tau) B_1 \rho_{\mathbf{E}_1}(0)] \text{Tr}_{\mathbf{E}_2} [\tilde{C}_2(\tau) C_1 \rho_{\mathbf{E}_2}(0)] \\ &= \mathcal{C}_{+-}(\tau) \int_0^\infty d\nu J_{\text{pt}}(\nu) e^{-i\nu\tau}, \end{aligned} \quad (158)$$

where $\mathcal{C}_{+-}(\tau) = \text{Tr}_{\mathbf{E}_1} [\mathcal{B}_+(\tau) \mathcal{B}_- \rho_{\mathbf{E}_1}(0)]$, we have taken the continuum limit of the photon field, and defined the photon environment spectral density $J_{\text{pt}}(\nu)$, see Eqs. (49) and (50). For the free field case in which we are interested, we may approximate this spectral density to be flat around frequencies of interest and hence replace it simply by a constant $J_{\text{pt}}(\nu) \approx \kappa$ (corresponding to a Markov approximation in the time domain). Additionally, we extend the lower limit of integration to $-\infty$ under the assumption that only frequencies close to the QD resonance

are important. Hence,

$$\begin{aligned} C'_{21}(\tau) &\approx \mathcal{C}_{+-}(\tau) \kappa \int_{-\infty}^\infty d\nu e^{-i\nu\tau} \\ &= 2\pi\kappa \mathcal{C}_{+-}(\tau) \delta(\tau). \end{aligned} \quad (159)$$

Inserting this correlation function into Eq. (156) and performing the integration over τ we obtain the standard form of dissipator for spontaneous emission

$$\gamma' (\sigma_- \rho_{\text{SV}}(t) \sigma_+ - (1/2) \{ \sigma_+ \sigma_-, \rho_{\text{SV}}(t) \}), \quad (160)$$

with rate

$$\gamma' = 2\pi\kappa \mathcal{C}_{+-}(0). \quad (161)$$

However, since $\mathcal{C}_{+-}(0) = 1$ (see the Appendix), we find that the emission rate is unaltered from that in the absence of the phonon environment, $\gamma' \rightarrow \gamma = 2\pi\kappa$.

Thus, for a QD exciton coupled to both the phonon environment and the free vacuum electromagnetic field, we may separate the two processes in our second-order master equation, considering each to be independent of the other. This is valid regardless of whether we treat the phonons within the weak-coupling, polaron, or variational representations.

B. The output field

We are now in a position to explore the QD dynamics in the presence of both phonon and photon environments. However, in order to use the master equation formalism to probe the optical properties of the system, we still need to relate the field emitted by the QD to its internal degrees of freedom. Consider the electric field operator at the origin

$$\mathbf{E}(t) = \sum_{\mathbf{q}} \epsilon_{\mathbf{q}} \sqrt{\frac{\omega_{\mathbf{q}}}{2\epsilon_0 V}} [a_{\mathbf{q}}(t) + a_{\mathbf{q}}^\dagger(t)], \quad (162)$$

which we write as $\mathbf{E}(t) = \mathbf{E}_+(t) + \mathbf{E}_-(t)$. Here,

$$\mathbf{E}_+(t) = \sum_{\mathbf{q}} E_{\mathbf{q}}^0 \epsilon_{\mathbf{q}} a_{\mathbf{q}}(t), \quad (163)$$

$\mathbf{E}_-(t) = \mathbf{E}_+^\dagger(t)$, and we have defined the field amplitude $E_{\mathbf{q}}^0$. We would like to relate the field operators to the QD internal degrees of freedom that are tracked in our master equations. To do so, consider the Heisenberg equations of motion for the field operators generated from the full Hamiltonian given in Eq. (143),

$$\frac{d}{dt} a_{\mathbf{q}}(t) = -i\nu_{\mathbf{q}} a_{\mathbf{q}}(t) - iu_{\mathbf{q}} e^{-i\omega_{\mathbf{q}}t} \sigma_-(t), \quad (164)$$

which we may formally integrate to give

$$a_{\mathbf{q}}(t) = e^{-i\nu_{\mathbf{q}}t} a_{\mathbf{q}}(0) - i \int_0^t dt' u_{\mathbf{q}} e^{-i\omega_{\mathbf{q}}t'} \sigma_-(t') e^{i\nu_{\mathbf{q}}(t'-t)}. \quad (165)$$

We then find the positive frequency component of the emitted field to be

$$\begin{aligned} \mathbf{E}_+(t) &= \sum_{\mathbf{q}} E_{\mathbf{q}}^0 \boldsymbol{\epsilon}_{\mathbf{q}} e^{-i\nu_{\mathbf{q}} t} a_{\mathbf{q}}(0) \\ &\quad - i \sum_{\mathbf{q}} E_{\mathbf{q}}^0 \boldsymbol{\epsilon}_{\mathbf{q}} \int_0^t dt' u_{\mathbf{q}} e^{-i\omega_{\mathbf{q}} t'} \sigma_-(t') e^{i\nu_{\mathbf{q}}(t'-t)}. \end{aligned} \quad (166)$$

Here, the first term is the free evolution of the field that would be obtained in the absence of the QD, which remains in the vacuum state. It does not, therefore, contribute to the field correlation functions in which we shall be interested and can thus be ignored from now on. As in the previous section, we take the continuum limit, assume that the coupling is approximately constant around the frequencies of interest, and extend the lower limit of integration over frequency to $-\infty$, such that

$$\begin{aligned} E_+(t) &\approx -iE^0 \sqrt{\kappa} \int_0^t dt' \int_{-\infty}^{\infty} d\nu e^{-i\omega_{\nu} t'} \sigma_-(t') e^{i\nu(t'-t)} \\ &= -2i\pi E^0 \sqrt{\kappa} \int_0^t dt' e^{-i\omega_{\nu} t'} \sigma_-(t') \delta(t-t') \\ &= -i\pi E^0 \sqrt{\kappa} e^{-i\omega_{\nu} t} \sigma_-(t). \end{aligned} \quad (167)$$

Note that we are now neglecting the mode polarisation vectors, which give rise to geometric factors in the field correlation functions in which we shall be interested, but do not change their qualitative behaviour [92, 93]. As a final remark, it is worth stressing that we have established a relationship between the emitted field and the QD internal dynamics based on the original Hamiltonian of Eq. (143). Working in the variational picture by starting from Eq. (149), the resulting expressions would also contain factors of the phonon displacements $\mathcal{B}_{\pm}(t)$. This can in turn impact upon the short time behaviour of the field correlation functions, though we shall not consider such complications in the following.

C. Emission spectra

By relating the optical field emitted from the QD to its internal dynamical evolution, we may now use our master equation techniques to study how phonon interactions impact upon the QD optical emission characteristics. As an example, we shall consider the QD emission spectrum under resonant driving conditions (resonance fluorescence), and explore how this departs from well-known results obtained in the atomic case, for which the phonon environment is absent.

From the (optical) Wiener-Khinchin theorem we may write the QD emission intensity spectrum as [93]

$$\begin{aligned} I(\omega) &= \frac{1}{2\pi} \int_{-\infty}^{\infty} d\tau \langle E_-(t) E_+(t+\tau) \rangle e^{i\omega\tau} \\ &\propto \frac{1}{2\pi} \int_{-\infty}^{\infty} d\tau \langle \sigma_+(t) \sigma_-(t+\tau) \rangle e^{i(\omega-\omega_{\nu})\tau}, \end{aligned} \quad (168)$$

where we have used Eq. (167) in the second line. Taking the long time limit, $t \rightarrow \infty$, we define the spectral component as the Fourier transform of the QD first order correlation function, $g^{(1)}(\tau)$, such that

$$S(\omega) = \frac{1}{2\pi} \int_{-\infty}^{\infty} d\tau g^{(1)}(\tau) e^{i(\omega-\omega_{\nu})\tau}, \quad (169)$$

where

$$\begin{aligned} g^{(1)}(\tau) &= \lim_{t \rightarrow \infty} \langle \sigma_+(t) \sigma_-(t+\tau) \rangle \\ &= \lim_{t \rightarrow \infty} \text{Tr}[\sigma_+(t) \sigma_-(t+\tau) \rho(0)] \\ &= \lim_{t \rightarrow \infty} \text{Tr}[\sigma_+ \sigma_-(\tau) \rho(t)] \\ &= \langle \sigma_+ \sigma_-(\tau) \rangle_{\text{ss}}. \end{aligned} \quad (170)$$

We may calculate QD two-time correlation functions such as $g^{(1)}(\tau)$ using the quantum regression theorem, which tells us how to find them directly from the master equation [92, 93]. To see this, consider a correlation function of the form

$$\begin{aligned} \langle S_1(t) S_2(t+\tau) \rangle &= \text{Tr}[S_1(t) S_2(t+\tau) \rho(0)] \\ &= \text{Tr}_{\mathcal{S}}[S_2 \Lambda(t, \tau)], \end{aligned} \quad (171)$$

where we have used the cyclic invariance of the trace and defined an effective reduced density operator

$$\Lambda(t, \tau) = \text{Tr}_{\text{E}}\{e^{-i\mathcal{H}\tau} \rho(t) S_1 e^{i\mathcal{H}\tau}\}, \quad (172)$$

with \mathcal{H} the system-environment Hamiltonian under consideration. Differentiating Eq. (172) with respect to τ , we find that we can derive a second-order master equation for $\Lambda(t, \tau)$ that has precisely the same form as the respective master equation for the reduced density operator $\rho_{\mathcal{S}}(t)$, provided that we assume the Born-Markov approximations hold such that $\rho(t) \approx \rho_{\mathcal{S}}(t) \rho_{\text{E}}(0)$; i.e. the environment remains in its initial (usually equilibrium) state [106, 107]. Note that this does not necessarily impose a weak-coupling limitation if we are working in either the polaron or variational formalism. Thus, the same equations of motion that we use to propagate the reduced density operator may also be applied to find two-time correlation functions, now subject to the initial condition $\Lambda(t, 0) = \rho_{\mathcal{S}}(t) S_1$. Similar arguments can also be used to find higher-order correlation functions.

Returning to the particular case of QD emission, the correlation function is then given by

$$g^{(1)}(\tau) = \text{Tr}_{\mathcal{S}}[\sigma_- \Lambda(\tau)] = \langle X | \Lambda(\tau) | 0 \rangle = \Lambda_{X0}(\tau), \quad (173)$$

where $\Lambda(\tau)$ satisfies the master equation under consideration for initial condition $\Lambda(0) = \rho_{\mathcal{S}}(\infty) \sigma_+$, with $\rho_{\mathcal{S}}(\infty) = \lim_{t \rightarrow \infty} [\rho_{\mathcal{S}}(t)]$ being the long-time (steady-state) system density operator. Notice that $\text{Tr}_{\mathcal{S}}[\Lambda(0)] = \text{Tr}_{\mathcal{S}}[\sigma_+ \rho_{\mathcal{S}}(\infty)] = \langle \sigma_+ \rangle_{\text{ss}}$, such that the effective reduced density operator is unnormalised. Hence, for large delay times τ the correlation function factorises as we might expect,

$$\lim_{\tau \rightarrow \infty} [g^{(1)}(\tau)] = \langle \sigma_+ \rangle_{\text{ss}} \langle \sigma_- \rangle_{\text{ss}} = |\rho_{0X}(\infty)|^2, \quad (174)$$

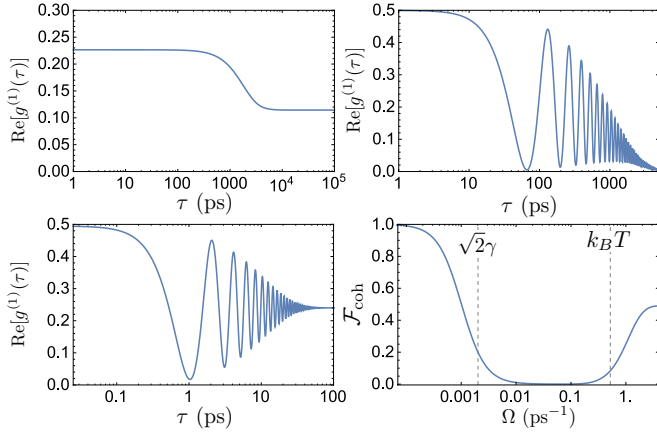


FIG. 6. Top and bottom left: Dynamical evolution of the QD first-order field correlation function, calculated from the variational master equation, for driving strengths $\Omega = 0.001 \text{ ps}^{-1}$ (top left), $\Omega = 0.05 \text{ ps}^{-1}$ (top right), and $\Omega = 3.0 \text{ ps}^{-1}$ (bottom left). Bottom right: Fraction of coherent emission as a function of driving strength. Notice the departure from textbook quantum optics with the reemergence of coherent scattering around $\Omega \sim k_B T$, which occurs only when phonon effects are treated rigorously [97]. Other parameters used: $T = 4 \text{ K}$, $\alpha = 0.027 \text{ ps}^2$, $\omega_c = 2.2 \text{ ps}^{-1}$, $T_1 = 1/\gamma = 700 \text{ ps}$, and we drive the QD at the polaron-shifted resonance, $\delta = \int_0^\infty d\omega J_{\text{ph}}(\omega)/\omega$.

and is equal to the magnitude of the off-diagonals of the steady-state QD reduced density matrix. A finite magnitude steady-state QD coherence thus implies a finite level of first-order coherent photon scattering.

We can make this explicit in the spectrum by writing it as the sum of two terms,

$$S(\omega) = S_{\text{coh}}(\omega) + S_{\text{inc}}(\omega), \quad (175)$$

with

$$S_{\text{coh}}(\omega) = \frac{1}{2\pi} \int_{-\infty}^{\infty} d\tau \langle \sigma_+ \rangle_{\text{ss}} \langle \sigma_- \rangle_{\text{ss}} e^{i(\omega - \omega_l)\tau}, \quad (176)$$

$$S_{\text{inc}}(\omega) = \frac{1}{2\pi} \int_{-\infty}^{\infty} d\tau \langle \sigma'_+ \sigma'_-(\tau) \rangle_{\text{ss}} e^{i(\omega - \omega_l)\tau}. \quad (177)$$

Here we have defined

$$\sigma'_+(t) = \sigma_+(t) - \langle \sigma_+ \rangle_{\text{ss}}, \quad (178)$$

$$\sigma'_-(t) = \sigma_-(t) - \langle \sigma_- \rangle_{\text{ss}}, \quad (179)$$

which characterise fluctuations of the operators $\sigma_{\pm}(t)$ around their steady-state values. The coherent contribution to the scattering thus gives rise to a δ -function peak in the spectrum at the laser driving frequency, whereas the incoherent contribution may be calculated via the regression theorem as outlined above.

The relative contributions of the coherent and incoherent components to the total scattered light may be found

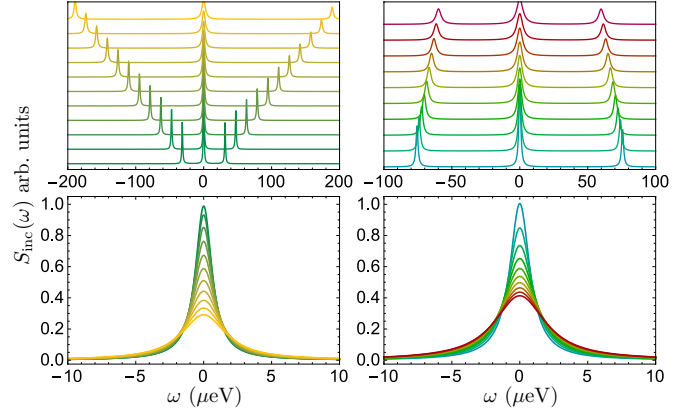


FIG. 7. Top left: QD emission spectra at $T = 4 \text{ K}$ for varying driving strength, increasing from $\Omega = 0.05 \text{ ps}^{-1}$ to $\Omega = 0.3 \text{ ps}^{-1}$ in steps of 0.025 ps^{-1} (lower to upper spectra). Top right: QD emission spectra at $\Omega = 0.12 \text{ ps}^{-1}$ for varying temperature, increasing from $T = 4 \text{ K}$ to $T = 40 \text{ K}$ in steps of 4 K (lower to upper spectra). The lower panels show the respective high-frequency sidebands plotted on top of each other to illustrate sideband broadening with driving strength (left) and temperature (right). Other parameters used: $\alpha = 0.027 \text{ ps}^2$, $\omega_c = 2.2 \text{ ps}^{-1}$, $T_1 = 1/\gamma = 700 \text{ ps}$, and we drive QD at the polaron-shifted resonance, $\delta = \int_0^\infty d\omega J_{\text{ph}}(\omega)/\omega$.

by integrating over frequency:

$$P_{\text{coh}} \propto \int_{-\infty}^{\infty} d\omega S_{\text{coh}}(\omega) = \lim_{\tau \rightarrow \infty} [g^{(1)}(\tau)], \quad (180)$$

$$P_{\text{inc}} \propto \int_{-\infty}^{\infty} d\omega S_{\text{inc}}(\omega) = g^{(1)}(0) - \lim_{\tau \rightarrow \infty} [g^{(1)}(\tau)]. \quad (181)$$

This allows us to define the fraction of coherent light as

$$\mathcal{F}_{\text{coh}} = \frac{P_{\text{coh}}}{P_{\text{coh}} + P_{\text{inc}}} = \frac{\lim_{\tau \rightarrow \infty} [g^{(1)}(\tau)]}{g^{(1)}(0)} = \frac{|\rho_{0X}(\infty)|^2}{\rho_{XX}(\infty)}, \quad (182)$$

which is simply the ratio of the long and short time values of $g^{(1)}(\tau)$ (both of which are real). In the absence of phonon interactions, for example for an atom in a cavity, the coherent fraction is a monotonically decreasing function with increasing Rabi frequency Ω , and becomes strongly suppressed for $\Omega > \sqrt{2}\gamma$ as the TLS becomes saturated [93]. In the bottom right panel of Fig. 6, we see that for a QD in the presence of a phonon environment, the coherent fraction also decreases as the driving strength is increased from zero, with particularly strong suppression above $\sqrt{2}\gamma$. However, in stark contrast to the atomic case, once $\Omega \sim k_B T$ we surprisingly see a reemergence of coherent scattering, with almost half the light being coherently scattered at large driving strengths [97]. Why should this be the case? Returning to Eq. (182), we see that the coherent fraction can be written as the

ratio of the square of the absolute value of the QD coherence to the QD excitonic population, both calculated in the steady-state. Above saturation, the steady-state QD population is essentially unchanging, whereas the phonon bath attempts to thermalise the QD with respect to its internal Hamiltonian, given by H_{SV} of Eq. (119) in the variational representation. Furthermore, the phonon influence increases with driving strength, provided that Ω does not become much larger than the phonon cut-off frequency. In fact, neglecting emission and assuming a thermal state $\rho(\infty) \sim e^{-\beta\Omega_v\sigma_x/2}/\text{Tr}[e^{-\beta\Omega_v\sigma_x/2}]$ under resonant driving, we obtain

$$\mathcal{F}_{\text{coh}} = \frac{|\rho_{0X}(\infty)|^2}{\rho_{XX}(\infty)} \sim \frac{1}{2} \tanh^2\left(\frac{\Omega_v}{k_B T}\right), \quad (183)$$

which reaches a maximum value of 1/2 for $\Omega_v \gg k_B T$. This is also apparent from the dynamical evolution of $g^{(1)}(\tau)$ shown in Fig. 6, which relaxes to a finite steady-state value at both very weak and strong driving, but not in-between.

Turning now to the incoherent spectrum, in Fig. 7 we illustrate its behaviour with both varying driving strength and temperature. As can be seen, for sufficiently strong driving, a triple peak structure is evident in the incoherent spectrum, known as the Mollow triplet [108], with sidebands positioned at $\pm\Omega_v$ around a central peak at the laser driving frequency. The Mollow triplet can be understood within the dressed state picture as arising from photon induced transitions between manifolds of the QD laser dressed states, which are split by Ω_v . The sideband position increases linearly with Ω and each also broadens due to the associated enhancement of the phonon influence. This is shown explicitly in the lower left panel, where the high-frequency sidebands from the top left panel are plotted on top of each other to aid comparison. Interestingly, in the presence of phonon interactions, the incoherent spectrum also varies with temperature at constant driving strength, as shown in the right hand panels of Fig. 7. Here we see a reduction in the sideband splitting as temperature increases, due to a suppression of the renormalised driving strength Ω_v , which has also been observed experimentally [40]. Again, for large enough temperature, significant sideband broadening can also be seen due to the thermal enhancement of phonon processes.

VII. SUMMARY

We have reviewed, in some detail, master equation approaches to modelling the effects of exciton-phonon interactions in both the dynamics and emission spectra of optically driven QDs. We can summarise our conclusions as follows. A phenomenological pure-dephasing description can be useful for quick insight into QD population dynamics, but it must be used with care. A pure-dephasing approximation does not, for example, bring about the correct thermal equilibrium QD steady-state to which the

phonon bath should naturally lead. This failure can be reflected, for example, in incorrect predictions for the QD coherence dynamics and emission spectra. More generally, we can say that processes induced by the phonon environment are not solely of a pure-dephasing form, unless the external driving strength goes to zero. Even in this case, a constant (Markovian) pure-dephasing rate is unable to capture the QD coherence dynamics brought about by phonon bath relaxation.

Moving to a more microscopic approach, we may treat the exciton-phonon coupling term as a weak perturbation provided that single phonon processes dominate. However, at elevated temperatures and/or for strong exciton-phonon interactions such a weak-coupling treatment will break down, and it may even predict non-physical dynamics for quite reasonable experimental parameters. More specifically, perturbation in the exciton-phonon interaction cannot properly describe multiphonon QD Rabi frequency renormalisation effects due to the presence of the phonon bath, nor the resulting changes to the QD damping rates [73].

To go beyond weak-coupling, it is possible to formulate a master equation within the polaron representation, which accounts for QD-state-dependent phonon displacement (i.e polaron formation) at the Hamiltonian level. The resulting theory properly captures QD Rabi frequency renormalisation, and multiphonon processes more generally, provided that the phonon modes can adiabatically follow the QD state. This means that it is applicable at weak to strong couplings and low to high temperatures. However, if the external optical driving is so strong that the phonon modes become sluggish (i.e. low in frequency compared to the Rabi scale), they are unable to track the state of the QD. The polaron basis is then no longer appropriate and the theory fails. In particular, it is generally unable to reproduce the expected decoupling effect between the exciton and phonons at very strong driving, which is a feature of both weak-coupling [69] and numerically converged path-integral calculations [78].

The most versatile approach explored is also based on applying a transformation of polaron form, but now with phonon mode dependent displacements determined by a variational procedure. This theory is flexible enough to encompass both the weak-coupling and polaron methods in the appropriate limits, and can also accurately interpolate between them [74]. The variational optimisation naturally chooses a representation that, as far as possible given the specific form of transformation, minimises the perturbative terms within the Hamiltonian. The resulting master equation thus remains valid over a much larger regime of parameter space as compared to less sophisticated techniques.

Finally, we mention that the techniques we have reviewed are not restricted to the study of QD exciton-phonon interactions, but may be applied much more widely to quantum systems coupled to bosonic environments [101, 109–113]. In particular, the polaron and variational approaches have recently gained substantial

interest in relation to excitonic energy transfer in molecular dimers [114–119] and larger light-harvesting complexes [120–123]. Here, the exciton-vibrational coupling can naturally be quite strong and the spectral density may take on a more complicated, structured form. In fact, in such situations, system-environment correlations and non-Markovian dynamics can become especially important [124–129], with the question of how to extend master equation approaches to incorporate such effects a key driver for a very active and important area of research.

Appendix: Calculation of correlation functions using coherent states

1. Coherent states

Let us begin by defining and reviewing some important properties of coherent states, for which we follow the seminal work of Glauber [130]. Coherent states constitute an alternative to the Fock basis used to describe states of Harmonic oscillators. Let us consider a single harmonic oscillator mode described by creation and annihilation operators b^\dagger and b satisfying $[b, b^\dagger] = 1$, with frequency ω . A Fock state $|n\rangle$ is defined as an eigenstate of the number operator $b^\dagger b$ such that

$$b^\dagger b |n\rangle = n |n\rangle. \quad (\text{A.1})$$

If the oscillator is not coupled to any other system its Hamiltonian is $H = \omega b^\dagger b$ and therefore $|n\rangle$ is a state with definite energy $n\omega$. From these basic definitions it can be shown that the Fock states also satisfy

$$b |n\rangle = \sqrt{n} |n-1\rangle, \quad b^\dagger |n\rangle = \sqrt{n+1} |n+1\rangle, \quad (\text{A.2})$$

and that $\langle n|m\rangle = \delta_{nm}$.

Coherent states are defined as eigenstates of the annihilation operator. We label a coherent state as $|\alpha\rangle$, which satisfies

$$b |\alpha\rangle = \alpha |\alpha\rangle, \quad (\text{A.3})$$

where α is some complex number referred to as the amplitude of the coherent state. From this basic definition it can be shown that a coherent state has a Fock state representation

$$|\alpha\rangle = e^{-\frac{1}{2}|\alpha|^2} \sum_n \frac{\alpha^n}{\sqrt{n!}} |n\rangle, \quad (\text{A.4})$$

from which it follows that $\langle 0|\alpha\rangle = e^{-\frac{1}{2}|\alpha|^2}$ with $|0\rangle$ the vacuum satisfying $b|0\rangle = 0$. To generate the coherent states, we consider the action of the displacement operator

$$D(\alpha) = e^{\alpha b^\dagger - \alpha^* b} = e^{-\frac{1}{2}|\alpha|^2} e^{\alpha b^\dagger} e^{-\alpha^* b}, \quad (\text{A.5})$$

where the second equality follows from the identity $e^{A+B} = e^{-\frac{1}{2}[A,B]} e^A e^B$, valid when $[A, B]$ is proportional to the identity. From this definition it can be seen that

$$D(\alpha) |0\rangle = |\alpha\rangle. \quad (\text{A.6})$$

The displacement operator is named as such since it transforms b^\dagger and b according to

$$D(\alpha) b^\dagger D^\dagger(\alpha) = b^\dagger - \alpha^*, \quad (\text{A.7})$$

$$D(\alpha) b D^\dagger(\alpha) = b - \alpha. \quad (\text{A.8})$$

It is also useful to note that displacement operators can be combined using the relation

$$D(\alpha_2) D(\alpha_1) = D(\alpha_2 + \alpha_1) e^{\frac{1}{2}(\alpha_2 \alpha_1^* - \alpha_2^* \alpha_1)}. \quad (\text{A.9})$$

In order to appreciate the utility of the coherent state representation we now consider how it can be used to calculate expectation values. The key ingredient is to notice that the identity can be expressed in terms of coherent states as

$$\frac{1}{\pi} \int d^2\alpha |\alpha\rangle \langle \alpha| = \mathbb{1}, \quad (\text{A.10})$$

where the integral takes place over the whole complex plane, i.e. $\int d^2\alpha = \int_{-\infty}^{\infty} d\text{Re}[\alpha] \int_{-\infty}^{\infty} d\text{Im}[\alpha]$. With this identification it can be shown that the trace of an operator can be written

$$\text{Tr}[A] = \frac{1}{\pi} \int d^2\alpha \langle \alpha| A |\alpha\rangle. \quad (\text{A.11})$$

We can write a density operator as

$$\rho = \int d^2\alpha P(\alpha) |\alpha\rangle \langle \alpha|, \quad (\text{A.12})$$

where $P(\alpha)$ satisfies $\int d^2\alpha P(\alpha) = 1$ and describes the state. It follows that the expectation value of an operator A with respect to the density operator described by $P(\alpha)$ is given by

$$\langle A \rangle = \text{Tr}[A\rho] = \int d^2\alpha P(\alpha) \langle \alpha| A |\alpha\rangle. \quad (\text{A.13})$$

We are typically interested in thermal state density operators, for which it can be shown that $P(\alpha) = (1/\pi N) \exp(-|\alpha|^2/N)$ where $N = (e^{\beta\omega} - 1)^{-1}$ is the average number of excitations in an oscillator of frequency ω at inverse temperature $\beta = 1/k_B T$.

2. Correlation functions

We are now in a position to calculate the bath correlation functions used in the derivation of our master equations in the main text. We begin with the weak-coupling

correlation function encountered in Section III. Considering for now the single mode case, we are interested in the expectation value

$$\langle \tilde{B}_z(\tau) \tilde{B}_z(0) \rangle = \frac{1}{\pi N} \int d^2 \alpha e^{-|\alpha|^2/N} \langle \alpha | \tilde{B}(\tau) \tilde{B}(0) | \alpha \rangle, \quad (\text{A.14})$$

where $\tilde{B}_z(\tau) = g(b^\dagger e^{i\omega\tau} + b e^{-i\omega\tau})$. By writing $|\alpha\rangle = D(\alpha)|0\rangle$ and inserting $\mathbb{1} = D(\alpha)D(-\alpha)$ in-between the two factors of B_z , we may use Eqs. (A.7) and (A.8) and perform the necessary complex integrals to find

$$\langle \tilde{B}_z(\tau) \tilde{B}_z(0) \rangle = g^2 (\cos \omega\tau \coth(\beta\omega/2) - i \sin \omega\tau). \quad (\text{A.15})$$

As the modes are independent, generalising to the multimode case results in a sum of terms of the form in Eq. (A.15), and converting the sum to an integral with use of the spectral density results in Eq. (66) in the main text.

In the polaron theory we have correlation functions of displacement operators. We first consider the expectation value of a single displacement operator, $\langle B_\pm \rangle$, which has the form

$$\langle D(h) \rangle = \frac{1}{\pi N} \int d^2 \alpha e^{-|\alpha|^2/N} \langle \alpha | D(h) | \alpha \rangle, \quad (\text{A.16})$$

where we take $h = \pm(g/\omega)$. Once again we use $D(\alpha)|0\rangle = |\alpha\rangle$, and with the aid of Eq. (A.9) we find after integration

$$\langle D(h) \rangle = \exp \left[-\frac{1}{2} |h|^2 \coth(\beta\omega/2) \right]. \quad (\text{A.17})$$

Generalising to the multimode case we obtain the polaron theory renormalisation factor given in Eq. (95).

Now, in order to calculate correlation functions we must consider the form $\langle D(h)D(h') \rangle$ for some complex numbers h and h' . For this we can simply use Eq. (A.9) to write $\langle D(h)D(h') \rangle = \exp[\frac{1}{2}(hh'^* - h^*h')] \langle D(h+h') \rangle$. Together with Eq. (A.17) it can be seen that $\langle D(\pm h)D(\mp h) \rangle = \langle D(\mp h)D(\pm h) \rangle$ while $\langle D(\pm h)D(\pm h) \rangle = \langle D(\mp h)D(\mp h) \rangle$. Now, letting $h = (g/\omega)e^{i\omega\tau}$ and $h' = (g/\omega)$ the time dependent correlation functions can readily be found to be

$$\langle \tilde{B}_\pm(\tau) \tilde{B}_\mp(0) \rangle = \langle B \rangle e^{\phi(\tau)}, \quad (\text{A.18})$$

$$\langle \tilde{B}_\pm(\tau) \tilde{B}_\pm(0) \rangle = \langle B \rangle e^{-\phi(\tau)}, \quad (\text{A.19})$$

where in the single mode case the phonon propagator is

$$\phi(\tau) = \left(\frac{g}{\omega} \right)^2 (\cos \omega\tau \coth(\beta\omega/2) - i \sin \omega\tau). \quad (\text{A.20})$$

Recalling the definitions of the multimode bath operators in the polaron theory from Eq. (102) we arrive at the correlation functions given in Eqs. (103) and (104).

In the variational theory the interaction Hamiltonian has two types of bath operator; one being essentially B_z encountered in the weak-coupling theory, but with the coupling constant g replaced with $g-f$, and the other being the same as in polaron theory but with g replaced by f [see Eqs. (122) and (123)]. As such, the master equation involves three types of correlation function, one involving two weak-coupling like operators, one involving polaron theory-like operators, and a third type unique to the variation theory involving cross terms. To evaluate the cross terms we consider

$$\begin{aligned} \langle \tilde{B}_\pm(\tau) \tilde{B}_z(0) \rangle &= \frac{1}{\pi N} \\ &\times \int d^2 \alpha e^{-|\alpha|^2/N} \langle \alpha | D(h)(g-f)(b^\dagger + b) | \alpha \rangle, \end{aligned} \quad (\text{A.21})$$

where we have $h = \pm(f/\omega)e^{i\omega\tau}$ for $\tilde{B}_\pm(\tau)$, respectively. Using the usual trick of writing $|\alpha\rangle = D(\alpha)|0\rangle$, permuting $D(\alpha)$ through $(b^\dagger + b)$ with the use of Eqs. (A.7) and (A.8), and combining the three displacement operators we arrive at

$$\langle \tilde{B}_\pm(\tau) \tilde{B}_z(0) \rangle = (g-f) \langle D(h) \rangle (Nh - (N+1)h^*). \quad (\text{A.22})$$

Recalling Eq. (122) relating the variational operators \tilde{B}_x and \tilde{B}_y to B_\pm in the variational theory, we find

$$\begin{aligned} \langle \tilde{B}_y(\tau) \tilde{B}_z(0) \rangle &= -\langle B \rangle (g-f) \left(\frac{f}{\omega} \right) \\ &\times (i \cos \omega\tau + \sin \omega\tau \coth(\beta\omega/2)), \end{aligned} \quad (\text{A.23})$$

while $\langle \tilde{B}_z(\tau) \tilde{B}_y(0) \rangle = -\langle \tilde{B}_y(\tau) \tilde{B}_z(0) \rangle$, and $\langle \tilde{B}_z(\tau) \tilde{B}_x(0) \rangle = \langle \tilde{B}_x(\tau) \tilde{B}_z(0) \rangle = 0$. The generalisation of Eq. (A.23) to the multimode case is given in Eq. (134).

[1] R. Nötzel, *Semicond. Sci. Technol.* **11**, 1365 (1996).
[2] L. Jacak, P. Hawrylak, and A. Wojs, *Quantum Dots* (Springer, 1998).
[3] Y. Masumoto and T. Takagahara, *Semiconductor Quantum Dots: Physics, Spectroscopy and Applications* (Springer, 2002).
[4] U. Banin, Y. Cao, D. Katz, and O. Millo, *Nature* **400**, 542 (1999).

[5] M. Bayer, O. Stern, P. Hawrylak, S. Fafard, and A. Forchel, *Nature* **405**, 923 (2000).
[6] T. Fujisawa, D. G. Austing, Y. Tokura, Y. Hirayama, and S. Tarucha, *Nature* **419**, 278 (2002).
[7] C. Santori, M. Pelton, G. Solomon, Y. Dale, and Y. Yamamoto, *Phys. Rev. Lett.* **86**, 1502 (2001).
[8] R. M. Stevenson, R. J. Young, P. Atkinson, K. Cooper, D. A. Ritchie, and A. J. Shields, *Nature* **439**, 179

- (2006).
- [9] M. A. M. Versteegh, M. E. Reimer, K. D. Jöns, D. Dalacu, P. J. Poole, A. Gulinatti, A. Giudice, and V. Zwiller, *Nat. Commun.* **5**, 5298 (2014).
 - [10] M. Müller, S. Bounouar, K. D. Jöns, M. Glässl, and P. Michler, *Nat. Photonics* **8**, 224 (2014).
 - [11] A. K. Nowak, S. L. Portalupi, V. Giesz, O. Gazzano, C. Dal Savio, P.-F. Braun, K. Karrai, C. Arnold, L. Lanco, I. Sagnes, A. Lemaître, and P. Senellart, *Nat. Commun.* **5**, 3240 (2014).
 - [12] Y.-J. Wei, Y.-M. He, M.-C. Chen, Y.-N. Hu, Y. He, D. Wu, C. Schneider, M. Kamp, S. Höfling, C.-Y. Lu, and J.-W. Pan, *Nano Lett.* **14**, 6515 (2014).
 - [13] C. Santori, D. Fattal, J. Vuckovic, G. S. Solomon, and Y. Yamamoto, *Nature* **419**, 594 (2002).
 - [14] R. Patel, a. Bennett, K. Cooper, P. Atkinson, C. Nicoll, D. Ritchie, and a. Shields, *Phys. Rev. Lett.* **100**, 207405 (2008).
 - [15] E. B. Flagg, A. Muller, S. V. Polyakov, A. Ling, A. Migdall, and G. S. Solomon, *Phys. Rev. Lett.* **104**, 137401 (2010).
 - [16] R. B. Patel, A. J. Bennett, I. Farrer, C. A. Nicoll, and D. A. R. adn Andrew J. Shields, *Nature Photon.* **4**, 632 (2010).
 - [17] S. Unsleber, D. P. S. McCutcheon, M. Dambach, M. Lerner, N. Gregersen, S. Höfling, J. Mørk, C. Schneider, and M. Kamp, *Phys. Rev. B* **91**, 075413 (2015).
 - [18] O. Gazzano, S. Michaelis de Vasconcellos, C. Arnold, A. Nowak, E. Galopin, I. Sagnes, L. Lanco, A. Lemaître, and P. Senellart, *Nat. Commun.* **4**, 1425 (2013).
 - [19] Y.-M. He, Y. He, Y.-J. Wei, D. Wu, M. Atatüre, C. Schneider, S. Höfling, M. Kamp, C.-Y. Lu, and J.-W. Pan, *Nat. Nanotechnol.* **8**, 213 (2013).
 - [20] R. Proux, M. Maragkou, E. Baudin, C. Voisin, P. Roussignol, and C. Diederichs, *Phys. Rev. Lett.* **114**, 067401 (2015).
 - [21] H. Kamada, H. Gotoh, J. Temmyo, T. Takagahara, and H. Ando, *Phys. Rev. Lett.* **87**, 246401 (2001).
 - [22] T. H. Stievater, X. Li, D. G. Steel, D. Gammon, D. S. Katzer, D. Park, C. Piermarocchi, and L. J. Sham, *Phys. Rev. Lett.* **87**, 133603 (2001).
 - [23] H. Htoon, T. Takagahara, D. Kulik, O. Baklenov, J. A. L. Holmes, and C. K. Shih, *Phys. Rev. Lett.* **88**, 087401 (2002).
 - [24] P. Borri, W. Langbein, S. Schneider, and U. Woggon, *Phys. Rev. B* **66**, 081306(R) (2002).
 - [25] A. Zrenner, E. Beham, S. Stuffer, F. Findeis, M. Bichler, and G. Abstreiter, *Nature* **418**, 612 (2002).
 - [26] E. B. Flagg, A. Muller, J. W. Robertson, S. Founta, D. G. Deppe, M. Xiao, W. Ma, G. J. Salamo, and C. K. Shih, *Nat. Phys.* **5**, 203 (2009).
 - [27] A. J. Ramsay, A. V. Gopal, E. M. Gauger, A. Nazir, B. W. Lovett, A. M. Fox, and M. S. Skolnick, *Phys. Rev. Lett.* **104**, 017402 (2010).
 - [28] A. J. Ramsay, T. M. Godden, S. J. Boyle, E. M. Gauger, A. Nazir, B. W. Lovett, A. M. Fox, and M. S. Skolnick, *Phys. Rev. Lett.* **105**, 177402 (2010).
 - [29] X. Xu, B. Sun, P. R. Berman, D. G. Steel, A. S. Bracker, D. Gammon, and L. J. Sham, *Science* **317**, 929 (2007).
 - [30] A. Muller, E. B. Flagg, P. Bianucci, X. Y. Wang, D. G. Deppe, W. Ma, J. Zhang, G. J. Salamo, M. Xiao, and C. K. Shih, *Phys. Rev. Lett.* **99**, 187402 (2007).
 - [31] S. Ates, S. M. Ulrich, S. Reitzenstein, A. Löffler, A. Forchel, and P. Michler, *Phys. Rev. Lett.* **103**, 167402 (2009).
 - [32] A. N. Vamivakas, Y. Zhao, C.-Y. Lu, and M. Atatüre, *Nature Phys.* **5**, 198 (2009).
 - [33] S. M. Ulrich, S. Ates, S. Reitzenstein, A. Löffler, A. Forchel, and P. Michler, *Phys. Rev. Lett.* **106**, 247402 (2011).
 - [34] A. Ulhaq, S. Weiler, S. M. Ulrich, R. Roßbach, M. Jetter, and P. Michler, *Nature Photon.* **6**, 238 (2012).
 - [35] K. Konthasinghe, J. Walker, M. Peiris, C. K. Shih, Y. Yu, M. F. Li, J. F. He, L. J. Wang, H. Q. Ni, Z. C. Niu, and A. Muller, *Phys. Rev. B* **85**, 235315 (2012).
 - [36] C. Matthiesen, A. N. Vamivakas, and M. Atatüre, *Phys. Rev. Lett.* **108**, 093602 (2012).
 - [37] A. Ulhaq, S. Weiler, C. Roy, S. M. Ulrich, M. Jetter, S. Hughes, and P. Michler, *Opt. Express* **21**, 4382 (2013).
 - [38] C. Matthiesen, M. Geller, C. H. H. Schulte, C. Le Gall, J. Hansom, Z. Li, M. Hugues, E. Clarke, and M. Atatüre, *Nat. Commun.* **4**, 1600 (2013).
 - [39] C. Matthiesen, M. J. Stanley, M. Hugues, E. Clarke, and M. Atatüre, *Sci. Rep.* **4**, 4199 (2014).
 - [40] Y.-J. Wei, Y. He, Y.-M. He, C.-Y. Lu, J.-W. Pan, C. Schneider, M. Kamp, S. Höfling, D. P. S. McCutcheon, and A. Nazir, *Phys. Rev. Lett.* **113**, 097401 (2014).
 - [41] H.-S. Nguyen, G. Sallen, C. Voisin, P. Roussignol, C. Diederichs, and G. Cassaboiss, *Appl. Phys. Lett.* **99**, 261904 (2011).
 - [42] A. Kiraz, M. Atatüre, and A. Imamoğlu, *Phys. Rev. A* **69**, 032305 (2004).
 - [43] S. Benjamin, B. Lovett, and J. M. Smith, *Laser & Photon. Rev.* **3**, 556 (2009).
 - [44] J. H. Quilter, A. J. Brash, F. Liu, M. Glässl, A. M. Barth, V. M. Axt, A. J. Ramsay, M. S. Skolnick, and A. M. Fox, *Phys. Rev. Lett.* **114**, 137401 (2015).
 - [45] A. Imamoğlu, D. D. Awschalom, G. Burkard, D. P. DiVincenzo, D. Loss, M. Sherwin, and A. Small, *Phys. Rev. Lett.* **83**, 4204 (1999).
 - [46] C. Piermarocchi, P. Chen, L. J. Sham, and D. G. Steel, *Phys. Rev. Lett.* **89**, 167402 (2002).
 - [47] E. Pazy, T. Calarco, I. D'Amico, P. Zanardi, F. Rossi, and P. Zoller, *Europhys. Lett.* **62**, 175 (2003).
 - [48] A. Nazir, B. W. Lovett, S. D. Barrett, T. P. Spiller, and G. A. D. Briggs, *Phys. Rev. Lett.* **93**, 150502 (2004).
 - [49] M. Atatüre, J. Dreiser, A. Badolato, A. Högele, K. Karrai, and A. Imamoğlu, *Science* **312**, 551 (2006).
 - [50] M. H. Mikkelsen, J. Berezovsky, N. G. Stoltz, L. A. Coldren, and D. D. Awschalom, *Nature* **3**, 770 (2007).
 - [51] B. D. Gerardot, D. Brunner, P. A. Dalgarno, P. Öhberg, S. Seidl, M. Kroner, K. Karrai, N. G. Stoltz, P. M. Petroff, and R. J. Warburton, *Nature* **451**, 441 (2007).
 - [52] J. Berezovsky, M. H. Mikkelsen, N. G. Stoltz, L. A. Coldren, and D. D. Awschalom, *Science* **320**, 349 (2008).
 - [53] A. Ramsay, S. Boyle, R. Kolodka, J. Oliveira, J. Skiba-Szymanska, H. Liu, M. Hopkinson, A. Fox, and M. Skolnick, *Phys. Rev. Lett.* **100**, 197401 (2008).
 - [54] D. Press, K. D. Greve, P. L. McMahon, T. D. Ladd, B. Friess, C. Schneider, M. Kamp, S. Höfling, A. Forchel, and Y. Yamamoto, *Nature Photon.* **4**, 367 (2010).
 - [55] C. Hu, A. Young, J. O'Brien, W. Munro, and J. Rarity, *Phys. Rev. B* **78**, 085307 (2008).
 - [56] A. Young, R. Oulton, C. Hu, A. Thijssen, C. Schneider,

- S. Reitzenstein, M. Kamp, S. Höfling, L. Worschech, A. Forchel, and J. Rarity, Phys. Rev. A **84**, 011803 (2011).
- [57] C. Arnold, J. Demory, V. Loo, A. Lemaître, I. Sagnes, M. Glazov, O. Krebs, P. Voisin, P. Senellart, and L. Lanco, Nat. Commun. **6**, 6236 (2015).
- [58] C. Hu, W. Munro, and J. Rarity, Phys. Rev. B **78**, 125318 (2008).
- [59] N. Lindner and T. Rudolph, Phys. Rev. Lett. **103**, 113602 (2009).
- [60] A. B. Young, C. Y. Hu, and J. G. Rarity, Phys. Rev. A **87**, 012332 (2013).
- [61] W. B. Gao, P. Fallahi, E. Togan, J. Miguel-Sanchez, and A. Imamoglu, Nature **491**, 426 (2012).
- [62] D. P. McCutcheon, N. H. Lindner, and T. Rudolph, Phys. Rev. Lett. **113**, 260503 (2014).
- [63] H.-P. Breuer and F. Petruccione, *The Theory of Open Quantum Systems* (Oxford University Press, 2002).
- [64] L. Besombes, K. Kheng, L. Marsal, and H. Mariette, Phys. Rev. B **63**, 155307 (2001).
- [65] E. Peter, J. Hours, P. Senellart, A. Vasanelli, A. Cavanna, J. Bloch, and J. Gérard, Phys. Rev. B **69**, 041307(R) (2004).
- [66] I. Favero, G. Cassabois, R. Ferreira, D. Darson, C. Voisin, J. Tignon, C. Delalande, G. Bastard, P. Rousignol, and J. Gérard, Phys. Rev. B **68**, 233301 (2003).
- [67] K. J. Ahn, J. Förstner, and A. Knorr, Phys. Rev. B **71**, 153309 (2005).
- [68] P. Machnikowski and L. Jacak, Phys. Rev. B. **69**, 193302 (2004).
- [69] A. Nazir, Phys. Rev. B **78**, 153309 (2008).
- [70] E. Rozbicki and P. Machnikowski, Phys. Rev. Lett. **100**, 027401 (2009).
- [71] P. R. Eastham, A. O. Spracklen, and J. Keeling, Phys. Rev. B **87**, 195306 (2013).
- [72] G. D. Mahan, *Many-Particle Physics* (Plenum, 1990).
- [73] D. P. S. McCutcheon and A. Nazir, New J. Phys. **12**, 113042 (2010).
- [74] D. P. S. McCutcheon, N. S. Dattani, E. M. Gauger, B. W. Lovett, and A. Nazir, Phys. Rev. B **84**, 081305(R) (2011).
- [75] A. Vagov, V. M. Axt, and T. Kuhn, Phys. Rev. B. **66**, 165312 (2002).
- [76] J. Förstner, C. Weber, J. Danckwerts, and A. Knorr, Phys. Status Solidi Basic Res. **91**, 127401 (2003).
- [77] A. Krugel, V. M. Axt, and T. Kuhn, Phys. Rev. B. **73**, 035302 (2006).
- [78] A. Vagov, M. D. Croitoru, V. M. Axt, T. Kuhn, and F. M. Peeters, Phys. Rev. Lett. **98**, 227403 (2007).
- [79] M. Glässl, A. Vagov, S. Lüker, D. E. Reiter, M. D. Croitoru, P. Machnikowski, V. M. Axt, and T. Kuhn, Phys. Rev. B. **84**, 195311 (2011).
- [80] A. Vagov, M. D. Croitoru, V. M. Axt, P. Machnikowski, and T. Kuhn, Phys. Status Solidi B **248**, 839 (2011).
- [81] P. Kaer, P. Lodahl, A. Jauho, and J. Mork, Phys. Rev. B **87**, 081308 (2013).
- [82] P. Kaer, N. Gregersen, and J. Mork, New J. Phys. **15**, 035027 (2013).
- [83] I. Wilson-Rae and A. Imamoglu, Phys. Rev. B **65**, 235311 (2002).
- [84] S. Hughes and H. J. Carmichael, Phys. Rev. Lett. **107**, 193601 (2011).
- [85] C. Roy and S. Hughes, Phys. Rev. Lett. **106**, 247403 (2011).
- [86] C. Roy and S. Hughes, Phys. Rev. B **85**, 115309 (2012).
- [87] A. Vagov, M. Glässl, M. D. Croitoru, V. M. Axt, and T. Kuhn, Phys. Rev. B. **90**, 075309 (2014).
- [88] J. Iles-Smith and A. Nazir, arXiv:1412.6044.
- [89] K. Roy-Choudhury and S. Hughes, Optica **2**, 434 (2015).
- [90] K. Müller, K. A. Fischer, A. Rundquist, C. Dory, K. G. Lagoudakis, T. Sarmiento, Y. A. Kelaita, V. Borish, and J. Vuckovic, Phys. Rev. X **5**, 031006 (2015).
- [91] P. Kok and B. W. Lovett, *Introduction to Optical Quantum Information Processing* (Cambridge University Press, 2010).
- [92] H. J. Carmichael, *Statistical Methods in Quantum Optics* (Springer, New York, 1998).
- [93] D. A. Steck, Quantum and Atom Optics, available online at <http://steck.us/teaching> (revision 0.10.2, 16 October 2015).
- [94] H. Bruus and K. Flensberg, *Many-Body Quantum Theory in Condensed Matter Physics* (Oxford University Press, 2004).
- [95] A. Nitzan, *Chemical Dynamics in Condensed Phases: Relaxation, Transfer and Reactions in Condensed Molecular Systems* (Oxford University Press, 2006).
- [96] D. F. Walls and G. J. Milburn, *Quantum Optics* (Springer, Berlin, 2008).
- [97] D. P. S. McCutcheon and A. Nazir, Phys. Rev. Lett. **110**, 2174 (2013).
- [98] Even in the undriven case ($\Omega \rightarrow 0$), where pure-dephasing is the appropriate description, Eq. (59) is overly simplistic, as it cannot describe the non-Markovian dynamics that arises due to polaron formation, see Section IV A.
- [99] U. Hohenester, J. Phys. B: At. Mol. Opt. Phys. **40**, S315 (2007).
- [100] B. Krummheuer, V. M. Axt, and T. Kuhn, Phys. Rev. B. **65**, 195313 (2002).
- [101] A. Würger, Phys. Rev. B. **57**, 347 (1998).
- [102] Though the relevant driving strengths are much larger than those that can presently be achieved under continuous-wave excitation conditions, peak Rabi frequencies under pulsed excitation can be significant in comparison to the phonon cut-off [28].
- [103] R. Silbey and R. A. Harris, J. Chem. Phys. **80**, 2615 (1984).
- [104] R. A. Harris and R. Silbey, J. Chem. Phys. **83**, 1069 (1985).
- [105] R. Silbey and R. A. Harris, J. Phys. Chem. **93**, 7062 (1989).
- [106] D. P. S. McCutcheon, arXiv:1504.05970.
- [107] H.-S. Goan, P.-W. Chen, and C.-C. Jian, J. Chem. Phys. **134**, 124112 (2011).
- [108] B. R. Mollow, Phys. Rev. **188**, 1969 (1969).
- [109] C. Aslangul, N. Pottier, and D. Saint-James, J. Physique **46**, 2031 (1985).
- [110] C. Aslangul, N. Pottier, and D. Saint-James, J. Physique **47**, 1657 (1986).
- [111] H. Dekker, Phys. Rev. A **35**, 1436 (1987).
- [112] A. Chin, J. Prior, S. Huelga, and M. Plenio, Physical Review Letters **107**, 160601 (2011).
- [113] A. Nazir, D. P. S. McCutcheon, and A. W. Chin, Phys. Rev. B **85**, 224301 (2012).
- [114] A. Nazir, Phys. Rev. Lett. **103**, 146404 (2009).
- [115] S. Jang, Y.-C. Cheng, D. R. Reichman, and J. D. Eaves, J. Chem. Phys. **129**, 101104 (2008).
- [116] S. Jang, J. Chem. Phys. **131**, 164101 (2009).

- [117] D. P. S. McCutcheon and A. Nazir, *Phys. Rev. B* **83**, 165101 (2011).
- [118] D. P. S. McCutcheon and A. Nazir, *J. Chem. Phys.* **135**, 114501 (2011).
- [119] E. N. Zimanyi and R. J. Silbey, *Phil. Trans. R. Soc. A* **370**, 3620 (2012).
- [120] A. Kolli, A. Nazir, and A. Olaya-Castro, *J. Chem. Phys.* **135**, 154112 (2011).
- [121] S. Jang, *J. Chem. Phys.* **135**, 034105 (2011).
- [122] A. Kolli, E. J. O'Reilly, G. D. Scholes, and A. Olaya-Castro, *J. Chem. Phys.* **137**, 174109 (2012).
- [123] F. A. Pollock, D. P. S. McCutcheon, B. W. Lovett, E. M. Gauger, and A. Nazir, *New J. Phys.* **15**, 075018 (2013).
- [124] J. Roden, A. Eisfeld, W. Wolff, and W. T. Strunz, *Phys. Rev. Lett.* **103**, 058301 (2009).
- [125] J. Prior, A. W. Chin, S. F. Huelga, and M. B. Plenio, *Phys. Rev. Lett.* **105**, 050404 (2010).
- [126] A. Ishizaki, T. R. Calhoun, G. S. Schlau-Cohen, and G. R. Fleming, *Phys. Chem. Chem. Phys.* **12**, 7319 (2010).
- [127] P. Nalbach, A. Ishizaki, G. R. Fleming, and M. Thorwart, *New J. Phys.* **13**, 063040 (2011).
- [128] J. Cerrillo and J. Cao, *Phys. Rev. Lett.* **112**, 110401 (2014).
- [129] J. Iles-Smith, N. Lambert, and A. Nazir, *Phys. Rev. A* **90**, 032114 (2014).
- [130] R. J. Glauber, *Phys. Rev.* **131**, 2766 (1963).