

# Multidisciplinary Shape Optimization in Aerodynamics and Electromagnetics using Genetic Algorithms

Raino A.E. Mäkinen Jari Toivanen  
University of Jyväskylä,  
Department of Mathematics,  
P.O. Box 35, FIN-40351 Jyväskylä, Finland

Jacques Periaux  
Dassault Aviation, Aerodynamics and Scientific Strategy, 78 Quai Marcel Dassault, 92214 St  
Cloud Cedex, France

*Keywords: Shape optimization, genetic algorithms, fluid dynamics, electromagnetics*

A multiobjective multidisciplinary design optimization (MDO) of two-dimensional airfoil designs is presented. In this paper an approximation for the Pareto set of optimal solutions is obtained by using a genetic algorithm (GA). The first objective function is the drag coefficient. As a constraint, it is required that the lift coefficient is above a given value. The CFD analysis solver is based on finite volume discretisation of inviscid Euler equations. The second objective function is equivalent to the integral of the transverse magnetic radar cross section (RCS) over a given sector. The computational electromagnetics (CEM) wave field analysis requires the solution of a two-dimensional Helmholtz equation using a fictitious domain method. Numerical experiments illustrate the above evolutionary methodology on a IBM SP2 parallel computer.

*This is the post print version of the article that appeared in*  
**Int. J. Numer. Meth. Fluids 30: 149–159 (1999)**

## I. INTRODUCTION

In traditional optimal shape design problems in aerospace engineering only one objective function of one discipline is minimized; see for example [7], [16]. However, only one discipline such as aerodynamics, electromagnetics, etc., is usually not enough to describe the essential properties of the product which is to be optimized. Therefore it is necessary to consider multidisciplinary problems. For example an airfoil should have certain aerodynamical properties while the radar visibility, i.e. the electromagnetic backscatter, is minimized [2], [13], [14]. In multidisciplinary optimization problems there are usually several conflicting criteria to be minimized. This kind of problems with several objective functions are called multiobjective optimization problems and their numerical solution require tools different from the standard optimization techniques for single objective optimization; see for example [11].

When working with multiobjective optimization problems, it is convenient to define the concept of *Pareto optimality*. For simplicity only the case of a minimization problem with two objectives is considered. In order to define a relation between two designs, we have a design 1 with objectives

$f_1(\alpha_1)$ ,  $f_2(\alpha_1)$  and a design 2 with objectives  $f_1(\alpha_2)$ ,  $f_2(\alpha_2)$ . Now the design 1 *dominates* the design 2 if  $f_1(\alpha_1) \leq f_1(\alpha_2)$  and  $f_2(\alpha_1) \leq f_2(\alpha_2)$  and  $\exists i \in \{1, 2\}$  such that  $f_i(\alpha_1) < f_i(\alpha_2)$ . A design is said to be *nondominated* if there is no feasible design in the entire solution space which dominates it. The *Pareto set* is the set of all such nondominated designs. Therefore a Pareto optimal design is optimal in the sense that no other design exists which is better or equal with respect to both objectives.

In multiobjective problems one interest is to give several Pareto optimal solutions to the decision maker for the selection of the most suitable solution. The finding of several nondominated solutions is computationally a very laborious task. Therefore efficient methods and powerful computers are required. Parallel computers offer such a computing power. Genetic algorithms (GA) are naturally parallel and they can be adapted to this kind of problems. We have chosen to employ a GA on a parallel computer. Hence one of the key motivations of this paper is to consider parallel genetic optimization tools implemented on a distributed memory multiprocessor.

This paper is a continuation of development of more realistic shape optimization problems in CFD and CEM. In [2] and [13] the flow is modeled by the incompressible potential flow. Here we have chosen to use the Euler equations. Also usually the problems are either multidisciplinary or multiobjective, while we consider a problem which is both at the same time.

One ingredient of our problem, which increases the difficulty, is the nonlinear lift constraint. On the other hand we are carrying on the investigation and the development of genetic algorithms on parallel computers for optimal shape design problems. The papers [12] and [14] are earlier steps to this direction.

The following section describes GAs, their modification for the problem under consideration and a parallel implementation of GAs. The following two sections introduce the CFD and CEM analysis solvers. Then, the actual multiobjective multidisciplinary optimization problem for the airfoil design is given. In the last sections the numerical experiments computed on a IBM SP2 parallel computer and the conclusions are presented.

## II. PARALLEL COMPUTATION WITH GENETIC ALGORITHM

Genetic algorithms (GAs) are stochastic processes designed to mimic the natural selection base on the Darwin's principle of survival of the fittest. J. H. Holland [6] introduced a robust way of representing solutions to a problem in terms of a population of digital chromosomes that can be modified by the random operations of crossover and mutation on a bit string of information. For the generalisation to the case of floating point strings, see [10]. In order to measure how good the solution is, a fitness function is needed. To simulate the process of breeding a new generation from the current one, the following steps are used:

1. Reproduction according to fitness: the more fit the string is, the more likely it is to be chosen as a parent;
2. recombination: the parent strings are paired, crossed and mutated to produce offspring strings;
3. the replacement: the new offsprings replace the old population.

GAs have been shown to be robust adaptive optimization methods with inherent parallelism for search of near global minima where the traditional methods can fail [4]. Without any gradient information, they can explore the search space in parallel with the population of individuals and exchange the best findings through crossover.

In GAs, the objective functions can be evaluated at each generations independently. On a parallel implementation based on the master-slave prototype, the master computes the genetic

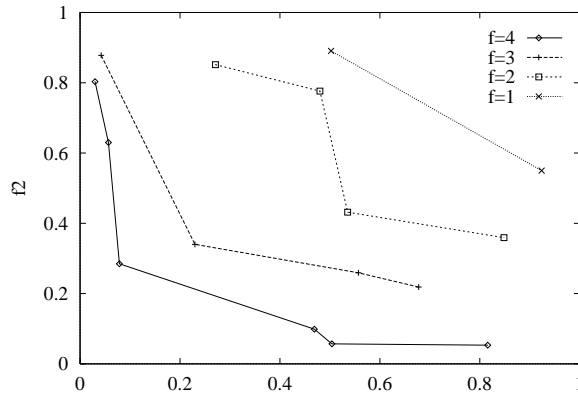


FIG. 1. An example of how the fitness values are assigned.

operations and the slaves compute the object function values. Therefore the amount of communication between the master and the slaves is rather small. The good parallel efficiency of this kind of approach is demonstrated in [12] and [14].

For multiobjective optimization problems it is necessary to make some modifications to the basic GA. There exists several variants of GAs for this kind of problem; see for example Vector Evaluated GA (VEGA) [17] and Nondominated Sorting GA (NSGA) [18]. In following we describe the basic ideas of NSGA.

The fitness values are computed using the following procedure:

**ALGORITHM: Nondominated sorting**

Choose a large dummy fitness value  $F$ ;

*repeat*

Find the nondominated individuals among the individuals  
whose fitness value are not set;

Set the fitness value of individuals found in previous step to  $F$ ;

Decrease the dummy fitness value;

*until* ( fitness value of all individuals set );

*stop.*

An example of the fitness values obtained using the previous procedure is shown in Figure 1. The diversity in the population is maintained using the fitness value sharing. NSGA uses the roulette wheel selection, the classical crossover and mutation operators in the recombination and the binary coding.

The GA which we have developed and used is based on NSGA. Since our key idea is to employ the *tournament selection*, it is necessary to make some modifications. The fitness values are computed exactly in the same way as in NSGA. For each tournament a fixed number of individuals are selected randomly. The individual which has the highest fitness value wins the tournament, i.e. is selected to be a parent in the breeding. If there are several such individuals then the first to enter the tournament wins.

Unfortunately, if there are no modifications to the previous tournament selection, the population would usually converge towards one point on the set of Pareto optimal solutions. The aim was to obtain several points from the Pareto set. Therefore some kind of mechanism is required in order to maintain diversity in population. The most obvious way would be to use the fitness value sharing. In [15], it is shown that this approach fails to preserve the diversity in population. Therefore, a modified algorithm is proposed.

Instead of using some previously considered method we develop a new way to preserve the diversity of the population. We shall call this approach a tournament slot sharing. A sharing function is defined by

$$Sh(d_{ij}) = \begin{cases} 1 - \left(\frac{d_{ij}}{\sigma_{\text{share}}}\right)^2, & \text{if } d_{ij} < \sigma_{\text{share}} \\ 0, & \text{otherwise,} \end{cases}$$

where  $d_{ij}$  is the genotypic distance between the individuals  $i$  and  $j$ , i.e. the euclidean distance between the vectors defining the designs  $i$  and  $j$  in our case. The parameter  $\sigma_{\text{share}}$  is the maximum sharing distance for a tournament slot. This very same sharing function  $Sh(d_{ij})$  is also used in the classical fitness value sharing. Now the probability to the individual  $i$  to enter a tournament is computed using the formula

$$p_i = \frac{1/\sum_{j=1}^n Sh(d_{ij})}{\sum_{k=1}^n (1/\sum_{j=1}^n Sh(d_{kj}))}, \quad (2.1)$$

where the parameter  $n$  is the size of population. Hence this is the same as the roulette wheel selection for the rivals in a tournament. Each individual's slice of roulette wheel is proportional to the inverse of the sum of all sharing functions associated to this individual.

An elitist mechanism is added to our algorithm since it guarantees a monotonic convergence and it usually accelerates the convergence. This is implemented by copying from the old population to the new population all individuals which would be nondominated in the new population. Hence the number of copied individuals varies from generation to another. As a coding we have used the floating point coding; see for example [10]. This is a rather natural choice, since the design is defined by a vector of floating point numbers. The crossover is done using one crossover site. Figure 2 shows an example of crossover.

parent 1	2.15	4.13	3.12	1.78	3.34
parent 2	0.83	3.52	1.16	2.75	4.44
child 1	2.15	4.13	1.16	2.75	4.44
child 2	0.83	3.52	3.12	1.78	3.34

FIG. 2. An example of one site floating point crossover.

The mutation utilizes a special distribution promoting small mutations. More precisely mutation is performed in the following way for a single string. The floating point numbers of the string under consideration are gone through one by one. Let us assume that  $x$  is one of these numbers and is to be mutated. Let  $l$  and  $u$  be the lower and upper limit for  $x$ . We denote  $x$  after the mutation by  $x_m$ . It is computed in three steps:

1. set  $t = (x - l)/(u - l)$ ,
2. compute

$$t_m = \begin{cases} t - t \left( \frac{t - rnd}{t} \right)^p, & rnd < t \\ t, & rnd = t \\ t + (1 - t) \left( \frac{rnd - t}{1 - t} \right)^p, & rnd > t, \end{cases}$$

where  $rnd$  is a random number from the closed interval  $[0, 1]$ ,

3. set  $x_m = (1 - t)l + tu$ .

In step 2, the parameter  $p$  defines the distribution of mutation. We call this parameter by name mutation exponent. If  $p = 1$  then the mutation is uniform. The probability of small mutations grows as the value of  $p$  grows.

**ALGORITHM: The modified NSGA**

```

Initialize population;
Compute object functions (in parallel);
do  $i := 2, number\_of\_generations$ 
  Compute fitness values using nondominated sorting;
  Compute probabilities for each individual to enter tournament;
  repeat
    Select two parents;
    Form two childrens using crossover;
  until ( new population full );
  Perform mutation;
  Compute object functions (in parallel);
  Copy individuals from old population according to elitism;
enddo;
stop.

```

**ALGORITHM: Select parent**

```

repeat
  Select one individual to tournament using probabilities  $p_i$  in (2.1);
until ( tournament full );
Find best individual from tournament according to fitness values;
return.

```

### III. CFD AND CEM SOLVERS

The flow is modeled by the two-dimensional Euler equations, which is in conservative form

$$\frac{\partial W}{\partial t} + \frac{\partial F}{\partial x} + \frac{\partial G}{\partial y} = 0, \quad (3.1)$$

where the vector of conservative variables  $W$  and the flux vectors  $F, G$  are

$$W = \begin{pmatrix} \rho \\ \rho u \\ \rho v \\ \rho E \end{pmatrix}, \quad F = \begin{pmatrix} \rho u \\ \rho u^2 + p \\ \rho uv \\ \rho u H \end{pmatrix} \quad \text{and} \quad G = \begin{pmatrix} \rho v \\ \rho v u \\ \rho v^2 + p \\ \rho v H \end{pmatrix}. \quad (3.2)$$

In (3.2) the following notations have been used:  $\rho$  density,  $u$  and  $v$  Cartesian velocity components,  $p$  pressure,  $E$  total energy and  $H$  total enthalpy.

The state equation (3.1) is discretized by using the finite volume method. The steady state solution is obtained by an implicit pseudo-time integration. The convergence is accelerated using the multigrid algorithm introduced in [8]. The Euler flow analysis solver is called FINFLOW and a more detailed description of it is given in [5].

The wave scattering is modeled by the time-harmonic two-dimensional Maxwell equations, which can be reduced to be the Helmholtz equation with the Sommerfeld radiation condition. The solution  $w$  is the scattered time-harmonic wave. The Helmholtz equation is restricted into a rectangular domain  $\Pi$  and an absorbing boundary condition  $L(w) = 0$  is introduced. Now the problem reads

$$\begin{cases} \Delta w + \omega^2 w = 0 & \text{in } \Pi \setminus \text{airfoil} \\ w = -z & \text{on } S \\ L(w) = 0 & \text{on } \partial\Pi, \end{cases} \quad (3.3)$$

where the constant  $\omega$  is  $2\pi$  times the frequency,  $z$  is the incident wave and  $L$  is a second-order absorbing boundary condition; see [1].

The discretization is done using linear finite elements. A fictitious domain method is used to solve the system of linear equations; see [9] and [13].

#### IV. DRAG AND BACKSCATTER REDUCTION

In this shape optimization problem we minimize the drag coefficient and the strength of the backscattered wave while the lift coefficient must be larger or equal than a given value.

Let  $U_{ad}$  containing the set of design variable vectors  $\alpha$  in  $\mathbf{R}^n$  defining shapes of geometrically admissible airfoils. The set of physically admissible designs is defined by

$$U_{ad}^* = \{\alpha \in U_{ad} \mid C_l(\alpha) \geq C_l^{min}\},$$

where  $C_l = C_l(\alpha)$  is the lift coefficient and  $C_l^{min}$  is the lower bound for the lift coefficient.

This problem can be formulated as a multiobjective minimization problem

$$\min_{\alpha \in U_{ad}^*} \{C_d(\alpha), J(\alpha)\}, \quad (4.1)$$

where  $C_d(\alpha)$  is the drag coefficient and  $J(\alpha)$  measures the strength of backscattered electromagnetic wave. The function  $J$  is defined by the integral

$$J(\alpha) = \int_{\Theta} |w_{\infty}(\alpha)|^2 ds, \quad (4.2)$$

where  $\Theta$  is the sector where the backscatter is minimized and  $w_{\infty}$  is the far field pattern computed from the solution  $w$ .

The nonlinear lift constraint is handled by adding a quadratic penalty function to both object functions. Let  $\varepsilon$  be a small positive penalty parameter. Then the penalized object functions are

$$C_d^{\varepsilon}(\alpha) = C_d(\alpha) + \frac{1}{\varepsilon} (\min\{C_l(\alpha) - C_l^{min}, 0\})^2$$

and

$$J^{\varepsilon}(\alpha) = J(\alpha) + \frac{1}{\varepsilon} (\min\{C_l(\alpha) - C_l^{min}, 0\})^2.$$

Now the penalized multiobjective minimization problem reads

$$\min_{\alpha \in U_{ad}} \{C_d^{\varepsilon}(\alpha), J^{\varepsilon}(\alpha)\}. \quad (4.3)$$

## V. NUMERICAL RESULTS

The parametrization of an airfoil shape is defined using two Bezier curves [3]. One curve for the upper half and another for the lower one. Each curve has nine control points. The control points on leading and trailing edges remain fixed and the  $y$ -coordinates of the other control points are allowed to change during the optimization process. The first two design variables are the  $y$ -coordinates of the Bezier control points directly above and below the leading edge. The next 12 design variables are the sums and the differences of  $y$ -coordinates of the corresponding control points from upper and lower sides of airfoil. The last design variable is the angle of attack. Therefore the total number of design variables is 15. When the design variables are chosen with this slightly tricky way, it is sufficient to have only box constraints, i.e. upper and lower limits, for the design variables in order to keep the designs feasible.

In numerical experiments the airfoils are operating at transonic mach number  $M_\infty = 0.75$ . The discretization for the Euler solver is done using C-type grid with  $192 \times 48$  grid nodes (128 of them on the airfoil).

In the Helmholtz problem the computational domain is  $[-0.1, 1.1] \times [-0.3, 0.3]$  excluding the airfoil. The leading edge of airfoil is on origin and the length of airfoil is one. We have chosen the wave length so that the airfoil is 20 wave lengths long. The mesh is  $481 \times 241$  rectangular mesh with local fitting to airfoil. Hence there is 20 nodes per wave length. For the NACA64A410 airfoil a part of mesh is given in Figure 3.

During the optimization process the grid for the Euler solver is depending continuously and smoothly on the design parameters. The FINFLOW Euler solver does not offer a way to solve the adjoint state equation. Hence it is not possible to obtain the gradients of the drag and the lift coefficients using the sensitivity analysis. Also it is expensive and difficult to compute accurately the gradient using a difference approximation. Since the meshes for the Helmholtz solver are done using the local fitting, the number of nodes and elements in the mesh might vary according to design. Therefore the objective function  $J$  is discontinuous.

The lower limit for the lift coefficient  $C_l^{min}$  is set to be 0.5. The backscatter is measured in the sector  $\Theta = [180, 200]^\circ$  in (4.2). The direction of the incident wave is  $10^\circ$ . The penalty parameter  $\varepsilon$  is  $10^{-4}$ . The GA parameters are shown in Table I. From these parameters it is possible to calculate that 6016 fitness function values are computed in one optimization run. The initial population contained the NACA64A410 airfoil and 63 randomly chosen designs.

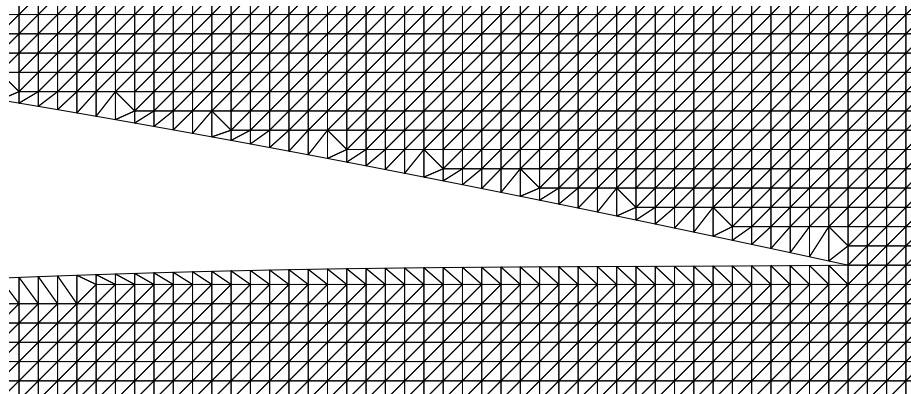


FIG. 3. A part of mesh for the Helmholtz solver near the NACA64A410 airfoil.

The computations are made on IBM SP2 parallel computer using the high performance switch and the MPICH message passing library. We have employed 4 processors (model 390). Roughly

the computation of one solution of the Euler equations and the Helmholtz equation required 180 and 30 CPU seconds, respectively. The total wall clock time for one optimization run was approximately 85 hours.

The cost functions of some of the designs in the generations 1, 24, 72 and 94 can be seen in Figure 4. The cost function values ( $C_d^\varepsilon$ ,  $J^\varepsilon$ ) for the initial design NACA64A410 are (0.0164, 0.00167). After 94 generations we obtained 18 nondominated designs. These designs are sorted according to their  $C_d^\varepsilon$  values and then they are referred using their ordinal number. The cost function values for the designs 1, 14 and 18 are respectively (0.0025, 0.0157), (0.0046, 0.00129) and (0.0143, 0.00127). The cost functions for these designs and some of the corresponding airfoils are shown in Figure 7.

TABLE I. The parameters in GA.

Population size	64
Generations	94
Tournament size	3
Sharing distance	0.25
Crossover probability	0.8
Mutation probability	0.2
Mutation exponent	4

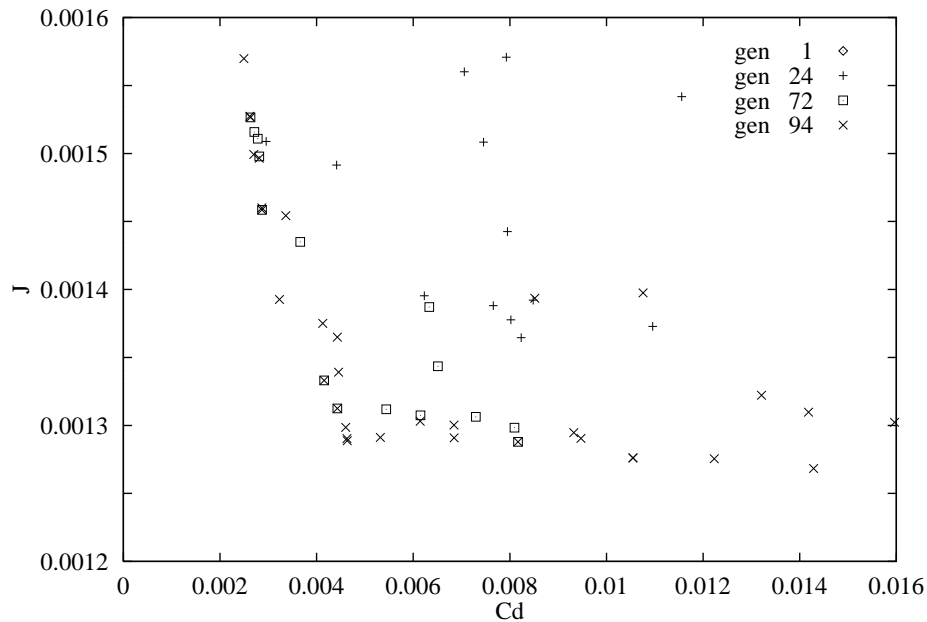


FIG. 4. A part of individuals in the generations 1, 24, 72 and 94.

In the remaining figures we have examined three designs, namely the NACA64A410, and the design 1 and 14 from the 18 nondominated designs in the last generation. The airfoils for the design 1 and 14 can be seen in Figure 7. The pressure coefficients  $C_p$  are shown in Figure 5. The radar cross sections (RCSs) are given in the sector where the backscatter is minimized in Figure 6.

The final generation is probably not fully convergent, i.e. there is still a small gap between the nondominated individuals in the last generation and the set of Pareto optimal solutions. Hence



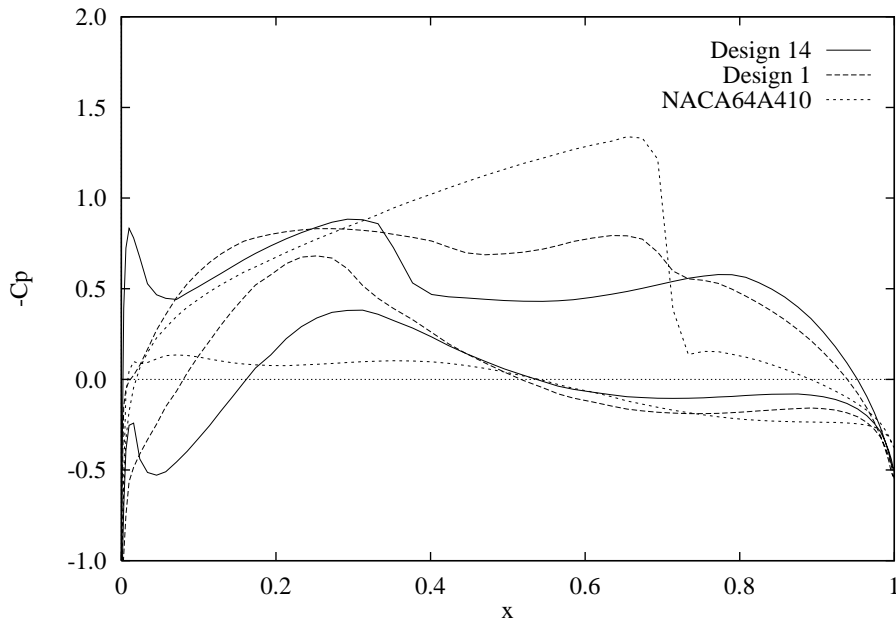


FIG. 5. The pressure coefficients for some designs.

more generations would improve the nondominated designs. Also due to the elitism mechanism in our GA the number of nondominated designs should start to grow when the individuals are reaching the Pareto set. Probably the tuning of the GA parameters are likely to accelerate the convergence. Unfortunately the tuning is rather difficult, since each GA run requires extensive computational time. A cheaper way would be to find the characteristic properties of cost functions and then to do the tuning using similar but simpler functions.

## VI. CONCLUSIONS

As the numerical results showed, we were able to obtain several nondominated designs for the decision maker to choose from. Hence in the future the design cycle can be reduced using this kind of tools. Since gradients are not required and the cost functions do not have to be continuous, we can use any standard state solvers for shape optimization with our GA. Also we succeed to get rather good parallel efficiency with standard sequential state solvers. The number of performed cost function evaluations was rather high and therefore the optimization was computationally expensive. In order to reduce the amount of computations, the convergence towards the set of Pareto optimal solutions should be improved. Moreover, more realistic flow analysis would require the solution of the full Navier-Stokes equations. These topics are under further investigation.

## REFERENCES

1. A. Bamberger, P. Joly and J. E. Roberts, *Second-order absorbing boundary conditions for the wave equation: a solution for the corner problem*, SIAM J. Numer. Anal. **27**, 323–352, 1990.
2. F. J. Baron and O. Pironneau, *Multidisciplinary optimal design of a wing profile*, Structural optimization 93, The World Congress on Optimal Design of Structural Systems, Vol. II, J. Herskovits

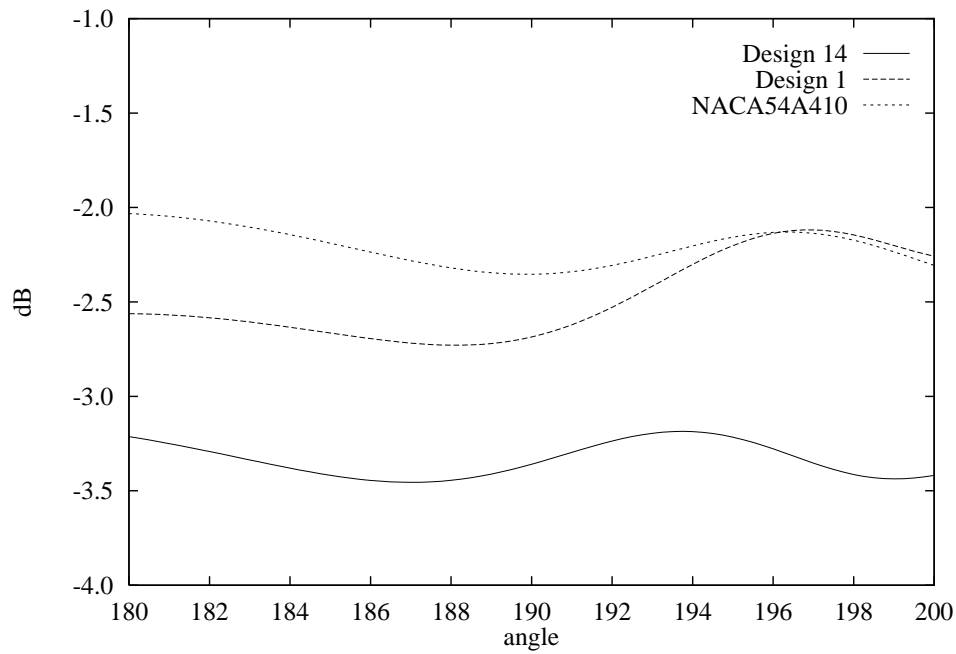


FIG. 6. The RCSs for some designs.

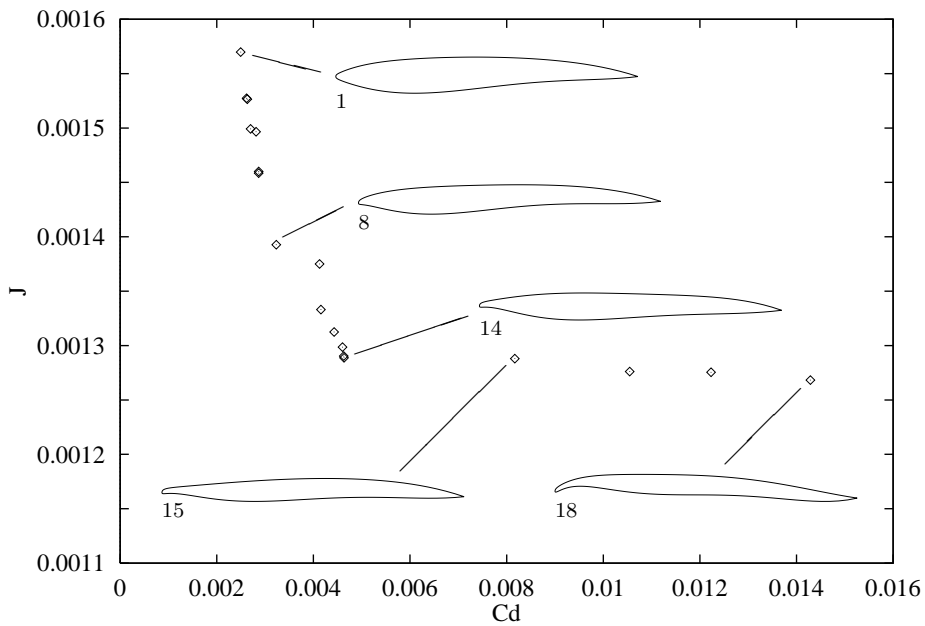


FIG. 7. The nondominated designs from the last generation.

(Ed.), 61–68, 1993.

3. R. H. Bartels, J. C. Beatty and B. A. Barsky, *An Introduction to Splines for use in Computer Graphics and Geometric Modelling*, Morgan Kaufmann, Los Altos, 1987.
4. D. E. Goldberg, *Genetic algorithms in search, optimization and machine learning*, Addison-Wesley, 1989.
5. J. Hoffren and T. Siikonen, *FINF2A: a multi-block Navier-Stokes solver for steady two-dimensional and axisymmetric flows*, Report B-38, Series B, Laboratory of aerodynamics, Helsinki university of technology, 1992.
6. J. H. Holland, *Adaptation in neural and artificial systems*, Ann Arbor, University of Michigan Press, 1975.
7. A. Jameson, *Aerodynamic design via control theory*, J. Sci. Comput. **3**, 233–260, 1988.
8. A. Jameson and S. Yoon, *Multigrid solution of the Euler equations using implicit schemes*, AIAA Journal **24**, 1986.
9. Yu. A. Kuznetsov and K. N. Lipnikov, *Fictitious domain method for solving the Helmholtz wave equation for unbounded domain*, Numerical Methods and Mathematical Modelling, Institute of Numerical Mathematics of Russian Academy of Sciences, 56–69, 1992 (in Russian).
10. Z. Michalewicz, *Genetic algorithms + data structures = evolution programs*, Springer-Verlag, 1992.
11. K. Miettinen, *On the multiobjective optimization with applications*, Ph.D. thesis, Report 60, Department of Mathematics, University of Jyväskylä, 1994.
12. R. A. E. Mäkinen, J. Periaux and J. Toivanen, *Shape design optimization in 2D aerodynamics using genetic algorithms on parallel computers*, Parallel CFD'95, S. Taylor, A. Ecer, J. Periaux, N. Satofuka (Eds.), Elsevier, 395–402, 1996.
13. R. A. E. Mäkinen and J. Toivanen, *Optimal shape design for Helmholtz/potential flow problem using fictitious domain method*, AIAA Paper 94-4307-CP, The 5th AIAA/USAF/NASA/ISSMO Symposium on Multidisciplinary Analysis and Optimization, 529–536, 1994.
14. R. A. E. Mäkinen and J. Toivanen, *Parallel solution of optimal shape design problem governed by Helmholtz/potential flow equations*, The 7th SIAM Conference on Parallel Processing for Scientific Computing, D. H. Bailey et al. (Eds.), SIAM, 102–103, 1995.
15. C. K. Oei, D. E. Goldberg, S.-J. Chang, *Tournament selection, niching, and the preservation of diversity*, IlliGAL report no. 91011, University of Illinois at Urbana-Champaign, Illinois Genetic Algorithms Laboratory, 1991.
16. O. Pironneau, *Optimal shape design for elliptic systems*, Springer-Verlag, 1984.
17. J. D. Schaffer, *Some experiments in machine learning using vector evaluated genetic algorithms*, TCGA file no. 00314, Ph.D. thesis, Vanderbilt University, Nashville, TN, 1984.
18. N. Srinivas and K. Dep, *Multiobjective optimization using nondominated sorting in genetic algorithms*, Evolutionary Computing **3**, 221–248, 1995.