

Nano-titania-supported Preyssler-type heteropolyacid: An efficient and reusable catalyst in ultrasound-promoted synthesis of 4*H*-chromenes and 4*H*-pyrano[2,3-*c*]pyrazoles

DAVOOD AZARIFAR*, SEYED-MOLA KHATAMI and RAZIEH NEJAT-YAMI

Faculty of Chemistry, Bu-Ali Sina University, 65178, Hamedan, Iran
e-mail: azarifardavood@gmail.com

MS received 21 July 2013; revised 30 September 2013; accepted 9 October 2013

Abstract. An efficient and convenient procedure has been described for one-pot multi-component synthesis of tetrahydrobenzo[*b*]pyrans known as 4*H*-chromenes and 1,4-dihydropyrano[2,3-*c*]pyrazole derivatives in the presence of nano-titania-supported Preyssler-type heteropolyacid, n-TiO₂/H₁₄[NaP₅W₃₀O₁₁₀], as a heterogeneous catalyst. The reactions proceeded smoothly under ultrasound irradiation condition to afford the corresponding products in quantitative yields. The catalyst can be easily recovered and reused for several successive fresh runs with no significant loss of catalytic activity.

Keywords. Preyssler-type heteropolyacid; nano-titania; 4*H*-chromene; 4*H*-pyrano[2,3-*c*]pyrazole; multi-component reaction; ultrasound irradiation.

1. Introduction

Multi-component coupling reactions (MCRs) are known as efficient procedures for generating various products in organic and medical chemistry, and have attracted much industrial and academic interests.^{1,2} Moreover, these reactions appear as useful sources for approaching small drug-like molecules with several levels of structural diversity.³ In such processes, three or more compounds undergo consecutive reactions in a single event to form new products, which contain the essential parts of all the starting materials.

Pyrans belong to an important class of heterocyclic compounds which exhibit wide range of biological activities,⁴ and are widely employed as cosmetics, pigments and potentially biodegradable agrochemicals.⁵ In recent years, various methods have emerged from the literature for the synthesis of these compounds. Most of these methods employ various catalysts such as ionic liquids,⁶ hexadecyltrimethyl ammonium bromide,⁷ Mg/La mixed metal oxides,⁸ and nano-silica⁹ under different conditions including the use of reactants in solid or molten state,¹⁰ and electrolysis condition.¹¹

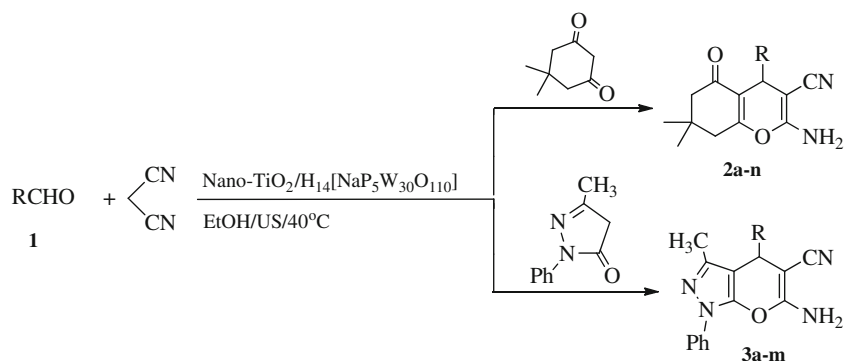
In addition, pyrano[2,3-*c*]pyrazoles constitute important precursors to promising drugs in the field of medicinal chemistry and exhibit wide range of bio-

logical activities.^{12–14} Hence, development of new synthetic strategies in this field using easily accessible and benign catalysts appears to be an interesting challenge. The most used methods for the synthesis of pyrano[2,3-*c*]pyrazoles involve three-component cyclocondensation of 3-methyl-1-phenylpyrazolin-5-one with aldehydes and malononitrile, that benefits the use of ionic liquids,¹⁵ refluxing in water,^{16,17} or using piperidine,¹⁸ cupreine,¹⁹ and MgO²⁰ as catalysts. However, many of these methods suffer from certain drawbacks such as low yield, harsh reaction conditions, prolonged reaction time, and application of hazardous and/or costly catalysts and solvents. Therefore, development of greener, clean, and environmentally friendly approaches is still in demand. Moreover, application of ultrasound irradiation in so-called ‘sonochemistry’ has received enormous attention since it offers a versatile and challenging technique in organic synthesis. Ultrasonic irradiation technique has been employed not only to decrease reaction times but also to improve yields in a large variety of organic syntheses.^{21–23}

Currently, metal-oxide nano-particles as versatile heterogeneous catalysts have offered a new and environmentally benign approach towards modern synthetic organic chemistry.^{24–27} Recently, we have reported the use of nano-magnetic complex lanthanum strontium magnesium oxide as an efficient catalyst in ultrasound-accelerated synthesis of the titled compounds.²⁸

It has been known that the supported or bulk-type Preyssler-type heteropolyacid can exhibit high

*For correspondence



Scheme 1. Ultrasound-accelerated synthesis of 4*H*-chromenes and dihydropyrano [2,3-*c*] pyrazoles catalysed by nano- $\text{TiO}_2/\text{H}_{14}[\text{NaP}_5\text{W}_{30}\text{O}_{110}]$.

catalytic activity in various organic reactions.^{29,30} In this regard, nano-titania-supported Preyssler-type heteropolyacid has been explored as highly efficient solid acid catalyst which effects various chemoselective reactions in liquid media.^{31,32}

With regard to the importance of tetrahydrobenzo[*b*]pyrans (4*H*-chromenes) and pyrano[2,3-*c*]pyrazoles in synthetic organic chemistry, herein, we wish to report the one-pot three-component synthesis of highly functionalized 4*H*-chromenes **2a–k** and 4*H*-pyrano[2,3-*c*]pyrazoles **3a–l** from the ultrasound-promoted reactions between aldehydes **1**, malononitrile and 5,5-dimethylcyclohexan-1,3-dione (dimesedone) or 3-methyl-1-phenyl-2-pyrazolin-5-one, respectively, in the presence of nano-titania-supported Preyssler-type heteropolyacid as an efficient and reusable heterogeneous catalyst in EtOH at 40°C (scheme 1).

2. Experimental

2.1 Materials and instruments

All the chemicals used in this research including the commercially available micro-titania were purchased from Merck Chemical Company and used without purification. Titanium tetra *n*-butoxide (TTB) obtained from Fluka Company was converted to nano-sized titania with different particle sizes according to the reported procedure.^{31,33} Preyssler acid was prepared as reported in the literature.³⁴ IR spectra were recorded on a Bruker 500 Scientific Spectrophotometer from KBr pellets. ¹H and ¹³C NMR spectra were obtained on a Bruker 300 MHz Avance spectrometer using *d*₆-DMSO as solvent. Ultrasonication was performed in a TRANSSONI 660/H ultrasound cleaner with a frequency of 35 KHz and an output power of 70 W.

2.2 Preparation of the nano-titania supported Preyssler-type heteropolyacid nano- $\text{TiO}_2/\text{H}_{14}[\text{NaP}_5\text{W}_{30}\text{O}_{110}]$

Nano-titania particles of 15 nm size (1.0 g) were added to a solution of Preyssler acid (4.5 g) in water (30 mL) and the mixture was stirred at 20°C for 24 h. Then, the resulting mixture was centrifuged to separate the resulting solid material which was stirred in fresh water (30 mL) for 1 h. Finally, the mixture was centrifuged, washed with ethanol and dried in an oven at 100°C. The Preyssler heteropolyacid content of the resulting catalyst was determined by titration of the combined water filtrate against 0.01 N aqueous NaOH solution that was found to be 0.0056 mmol Preyssler acid per 1 g 15 nm titania.³²

2.3 General procedure for one-pot synthesis of tetrahydrobenzo[*b*]pyrans and 1,4-dihydropyrano[2,3-*c*]pyrazoles

To a mixture of aldehyde (1 mmol), malononitrile (1 mmol), dimesedone (1 mmol) or 3-methyl-1-phenylpyrazolin-5-one, in absolute ethanol (5 mL), was added nano-titania supported Preyssler-type heteropolyacid catalyst (25 mg) with 0.0056 mmol/g ratio. The reaction mixture was sonicated at 40°C for an appropriate time (see tables 3 and 4). After completion of the reaction as monitored by TLC, the resulting mixture was diluted with methanol (5 mL) and centrifuged to separate the solid catalyst. The filtrate was evaporated under reduced pressure to leave the solid product which was purified by crystallization from ethanol. Structures of the resulting products were established on the basis of their IR, ¹H- and ¹³C-NMR spectra and physical properties that were consistent with those reported.^{5,9,11,17–20,28,35–41}

2.4 Recycling potential of the catalyst

In order to study the stability and potential reusability of the catalyst, the reaction mixture was centrifuged after the completion. The separated solid was washed with ethyl acetate (2×5 mL) and dried under reduced pressure (20°C). The recovered catalyst was reused for three consecutive fresh runs without any significant loss of activity (see tables 3 and 4, entry 1).

3. Results and discussion

3.1 Effect of the titania particle size

In the present study, various particle sizes of titania were prepared via sol-gel method according to the reported procedure.^{31,33} The resulted particle size distribution was estimated to be 15, 30 and 50 nm as determined by transmission electron microscopy (TEM) images. To investigate the effect of minimizing the particle size of the titania on the rate and yield of the titled reactions, initially we studied the reaction between benzaldehyde (1 mmol), malononitrile (1 mmol) and 5,5-dimethylcyclohexan-1,3-dione (1 mmol) in EtOH (5 mL) as the model reaction under reflux condition using various sizes of titania (25 mg) as the catalyst, and the results are schematically presented in figure 1.

As shown in figure 1, comparison of the reaction rates and yields resulted in the presence of various particle sizes of titania indicates that these two factors of the reaction are both improved with decreasing the size of titania nanoparticles. Moreover, no completion of conversion occurs when the reaction is carried out using micro-titania or in the absence of the catalyst.

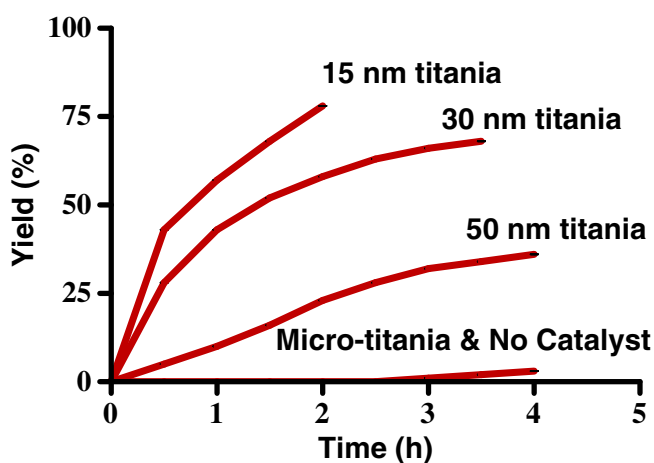


Figure 1. Effect of titania particle size on the rate and yield of the model synthesis of 2-amino-7,7-dimethyl-5-oxo-4-phenyl-5,6,7,8-tetrahydro-4*H*-chromene-3-carbonitrile.

These results are consistent with the BET-specific surface areas of titania of different particle sizes, and indicate that increasing the surface area of titania as catalyst can cause the improvement of reaction rate and yield as well. The BET results obtained from different particle sizes of nano-titania are shown in table 1.

3.2 Effect of supporting Preyssler acid on nano-titania

As previously reported,^{31,32} supporting the homogeneous Preyssler acid on the titania can alter the efficiency of the catalyst to improve the reaction yield. Here, we studied the effect of supporting Preyssler acid on nano-titania of 15 nm particle size as the favourite particle size. To find the most effective molar ratio of the Preyssler acid/nano-titania, we performed thermodynamic study of the adsorption of Preyssler acid on 15 nm titania. The amount of the adsorbed Preyssler acid per unit mass of the adsorbent (mg/g) as defined by (q_e) was calculated using the equation (1), where C_o and C_e are initial and final concentrations of Preyssler acid, respectively (mg/L=ppm), V is the volume of water as solvent (Lit) and m is the weight of nano-titania as adsorbent (g).³²

$$q_e = (C_o - C_e) V/m. \quad (1)$$

3.3 Optimizing the reaction conditions

To establish the reaction conditions, the effect of molar ratio of the Preyssler acid/nano-titania on the aforementioned model reaction was studied under various conditions using the neat nano-titania as well as nano-titania-supported Preyssler-type heteropolyacid with different molar ratios (table 2).

The results summarized in table 2 clearly indicate the compelling effect of the Preyssler acid on the yield of the reaction (95%, entry 8) when supported on nano-titania in comparison with the yield (72%) obtained from the neat nano-titania as the catalyst (entry 3). In addition, the important role of nano-titania as the catalyst was approved by conducting the reaction under

Table 1. BET results for various *n*-TiO₂ particle sizes.

<i>n</i> -TiO ₂ particle size (nm)	Specific surface area (m ² /g)
15	175
30	110
50	55
Micro size	15

Table 2. Screening the reaction parameters on the nano-titania-supported Preyssler-type heteropolyacid-catalysed model reaction between benzaldehyde, malononitrile and dimedone^a.

Entry	Catalyst (mmol/g)	Condition	Solvent	Time (h)	Yield (%) ^b
1	No catalyst	Reflux	EtOH	2	10
2	Preyssler acid	Reflux	EtOH	2	81
3	Neat nano-titania	Reflux	EtOH	2	72
4	Preyssler acid/nano-titania (0.0012)	Reflux	EtOH	1.5	77
5	Preyssler acid/nano-titania (0.0024)	Reflux	EtOH	1.5	81
6	Preyssler acid/nano-titania (0.0041)	Reflux	EtOH	1.5	88
7	Preyssler acid/nano-titania (0.0050)	Reflux	EtOH	1.5	91
8	Preyssler acid/nano-titania (0.0056)	Reflux	EtOH	1.5	95
9	Preyssler acid/nano-titania (0.0061)	Reflux	EtOH	1.5	94
10	Preyssler acid/nano-titania (0.0056)	Reflux	<i>t</i> -BuOH	1.5	48
11	Preyssler acid/nano-titania (0.0056)	Reflux	EtOAc	1.5	53
12	Preyssler acid/nano-titania (0.0056)	Reflux	H ₂ O	1.5	61
13	Preyssler acid/nano-titania (0.0056)	Reflux	EtOH/H ₂ O (1:1)	1.5	68
14	Preyssler acid/nano-titania (0.0056)	Reflux	EtOH/H ₂ O (2:1)	1.5	82
15	Preyssler acid/nano-titania (0.0056)	Conventional (25°C)	EtOH	1.5	33
16	Preyssler acid/nano-titania (0.0056)	Sonication (40°C)	EtOH	20 min	98
17	Preyssler acid/nano-titania (0.0056)	Sonication (50°C)	EtOH	20 min	83
18	Preyssler acid/nano-titania (0.0056)	Sonication (60°C)	EtOH	20 min	71

^aConditions: benzaldehyde (1 mmol), dimedone (1 mmol), malononitrile (1 mmol), solid catalyst (25 mg), solvent (5 mL)^bIsolated yield

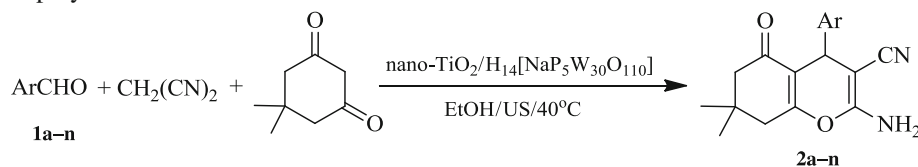
the catalyst-free condition and also in the presence of neat Preyssler acid that resulted in low (10%, entry 1) and medium (81%, entry 2) yields, respectively (entries 1 and 2). Among the green solvents EtOAc, *t*-BuOH, EtOH, H₂O, and the mixed solvent EtOH/H₂O examined in this reaction, EtOH was found as the solvent of choice which provided the highest rate and yield. Furthermore, the important role of ultrasound irradiation in the acceleration of these reactions is clearly understood by comparing the reaction times and yields carried out under ultrasound conditions (entry 16) with those obtained under conventional heating under reflux (entry 9).

The best result in terms of the reaction time (20 min) and yield (98%) was obtained when the reaction was conducted under ultrasound irradiation condition at 40°C using the Preyssler acid/nano-TiO₂ catalyst in 0.0056 mmol/g ratio (entry 16). As seen in table 2 (entries 17 and 18), the reaction yield gradually diminishes with increasing the sonication temperature from 40°C to 50°C and 60°C. Seemingly, higher temperatures may cause the increase of side product formation in the presence of acidic catalyst. In fact, ultrasound irradiation at lower temperatures not only reduces the reaction times, but can also prevent the possible occurrence

of side reactions such as polymerization, hydrolysis or functional group conversions that may occur at higher temperatures.

In order to develop the scope of these reactions, we conducted the reaction with a series of aromatic aldehydes **1a–n** bearing different substituent groups under the determined optimized conditions as indicated in table 2 (entry 16). All the reactions proceeded smoothly to afford the respective products **2a–n** in quantitative yields as summarized in table 3.

According to the data in table 3, aromatic aldehydes bearing electron-withdrawing groups generally exhibit higher reactivity in this reaction compared to those bearing electron-releasing groups. In addition, the *ortho*-substituted aldehydes generally undergo this reaction less readily than the *meta*- and *para*-substituted aldehydes (see entries 5–6 and 8–10). Difference in reactivity stems from the highest steric hindrance in *ortho*-substituted aldehydes that makes the carbonyl site less accessible to nucleophilic additions. To the best of our knowledge, most of the reported methods for the synthesis of the titled products are mainly applicable to the aromatic aldehydes. In contrast, as seen in table 3, the present method is not only suitable for aromatic aldehydes but can also successfully be applied to

Table 3. Ultrasound-accelerated synthesis of tetrahydrobenzo[*b*]pyrans **2a–k** catalysed by nano-titania-supported Preyssler-type heteropolyacid^a.

Entry	Ar	Product 2	Time (min)	Yield (%) ^b	M.p. (°C)	
					Found	Reported ^{5,18–20,35–40,42}
1	C ₆ H ₅	a	20	98, 94 ^c , 93 ^d , 93 ^e	226–228	230–232
2	4-MeOC ₆ H ₄	b	25	73	198–200	194–196
3	4-MeC ₆ H ₄	c	25	93	210–213	214–216
4	4-Me ₂ NC ₆ H ₄	d	40	90	214–216	217–218
5	2-ClC ₆ H ₄	e	30	86	221–223	215–216
6	4-ClC ₆ H ₄	f	15	94	222–224	237–239
7	4-BrC ₆ H ₄	g	30	90	210–213	201–203
8	2-NO ₂ C ₆ H ₄	h	30	83	180–182	182–184
9	3-NO ₂ C ₆ H ₄	i	20	98	211–213	210–212
10	4-NO ₂ C ₆ H ₄	j	10	97	151–153	176–178
11	4-FC ₆ H ₄	k	10	90	211–212	211–212
12	CH ₃ CH ₂ CH ₂	l	30	70	168–170	172–174
13	Furan-2-yl	m	20	93	228–230	226–228
14	C ₆ H ₅ CH=CH	n	30	71	195–197	182–184

^aConditions: aldehyde (1 mmol), dimedone (1 mmol), malononitrile (1 mmol), solid catalyst (25 mg), EtOH (5 mL), ultrasound-irradiation condition at 40°C

^bIsolated yields

^{c,d,e}Yields of the first, second and third consecutive runs, respectively, for the recycled catalyst

aliphatic, heteroaromatic, and α,β -unsaturated aldehydes (entries 12–14).

In a putative mechanism suggested for the formation of 4*H*-chromenes as shown in scheme 2, the intermediate (**I**) is produced upon initial condensation of aldehyde with malononitrile under the catalytic activity of nano-titania-supported Preyssler-type he-

teropolyacid. Subsequent nucleophilic addition of dimedone to the intermediate (**I**) followed successively by intramolecular cyclization to the intermediate (**II**), and rearrangement to furnish the 2-amino-5-oxo-5,6,7,8-tetrahydro-4*H*-chromenes. A similar mechanism may occur for the formation of 4*H*-pyrano[2,3-*c*]pyrazole derivatives.

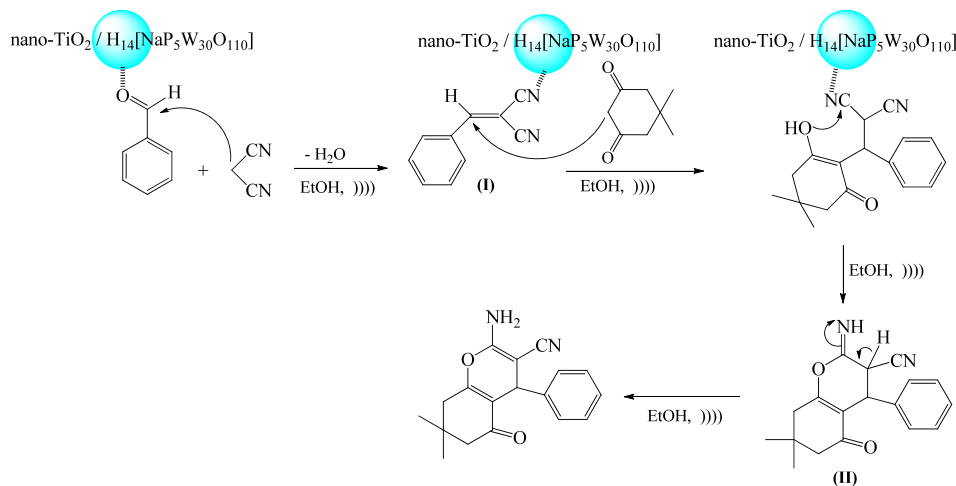
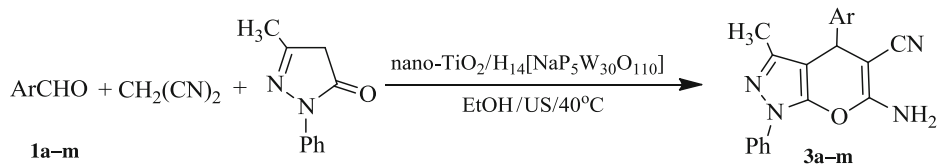
**Scheme 2.** Possible mechanism for the formation of 2-amino-5-oxo-5,6,7,8-tetrahydro-4*H*-chromenes.

Table 4. Ultrasound-accelerated synthesis of dihydropyrano[2,3-c]pyrazoles **3a–m** catalysed by nano-titania-supported Preyssler-type heteropolyacid^a.

Entry	Ar	Product 3	Time (min)	Yield (%) ^b	M.p. (°C)	
					Found	Reported ^{17,28,36}
1	C ₆ H ₅	a	15	97, 95 ^e , 93 ^d , 93 ^e	169–171	167–171
2	4-MeOC ₆ H ₄	b	30	83	158–160	169–170
3	4-MeC ₆ H ₄	c	20	93	170–171	177–179
4	2-ClC ₆ H ₄	d	30	86	140–142	145–146
5	3-ClC ₆ H ₄	e	15	91	158–161	158–160
6	4-ClC ₆ H ₄	f	15	95	175–178	174–177
7	4-BrC ₆ H ₄	g	20	90	187–189	184–185
8	4-PhC ₆ H ₄	h	15	90	191	191–193
9	4-CHOC ₆ H ₄	i	10	83	234	234–236
10	3-NO ₂ C ₆ H ₄	j	10	98	189–191	190–192
11	4-NO ₂ C ₆ H ₄	k	10	97	197–198	195–197
12	4-FC ₆ H ₄	l	10	90	170–172	168–169
13	2-Naphthyl	m	12	92	178–180	176–177

^aConditions: aldehyde (1 mmol), 3-methyl-1-phenylpyrazolin-5-one (1 mmol), malononitrile (1 mmol), solid catalyst (25 mg), EtOH (5 mL), ultrasound-irradiation condition at 40°C

^bIsolated yields

^{c,d,e}Yields of the first, second and third consecutive runs, respectively, for the recycled catalyst

These interesting results have encouraged us to extend the scope and generality of the successful application of nano-titania-supported Preyssler-type heteropolyacid catalyst to the synthesis of dihydropyrano[2,3-c]pyrazoles **3a–m** by one-pot reaction between 3-methyl-1-phenylpyrazolin-5-one, aromatic aldehydes and malononitrile under optimized condition (table 2, entry 16); the results are summarized in table 4. As shown in this table, these reactions take place smoothly to furnish the respective products in high to excellent yields. In a similar manner observed for the previous reactions, the rates of these reactions are also governed by steric hindrance around the carbonyl group in the reacting aldehyde.

4. Conclusion

In conclusion, we have developed a novel and highly efficient protocol for ultrasound-accelerated one-pot synthesis of tetrahydrobenzo[b]pyrans called chromenes, and 1,4-dihydropyrano[2,3-c]pyrazole derivatives in the presence of nano-titania-supported Preyssler-type heteropolyacid as a heterogeneous catalyst. The reactions proceed smoothly to afford the corresponding products in quantitative yields at short reaction times. The catalyst can be easily recovered and reused for

several successive fresh runs with no significant loss of catalytic activity.

Acknowledgements

The authors wish to thank the Research Council of Bu-Ali Sina University and also the Ministry of Science, Research and Technology of Islamic Republic of Iran for financial support to carry out this research.

References

- Zhu J and Bienayme' H 2005 *Multicomponent reactions*, Weinheim: Wiley-VCH
- Hall N 1994 *Science* **266** 32
- Domling A and Ugi I 2000 *Angew. Chem. Int. Ed.* **39** 3169
- Bonsignore L, Loy G, Secci D and Calignano A 1993 *Eur. J. Med. Chem.* **28** 517
- Khaksar S, Rouhollahpour A and Talesh S M 2012 *J. Fluorine Chem.* **141** 11
- Peng Y and Song G 2007 *Catal. Commun.* **8** 111
- Jin T-S, Liu L-B, Zhao Y and Li T-S 2005 *Synth. Commun.* **35** 1859
- Seshu B N, Pasha N, Venkateswara R K T, Sai P P S and Lingaiah N 2008 *Tetrahedron Lett.* **49** 2730
- Banerjee S, Horn A, Khatri H and Sereda G 2011 *Tetrahedron Lett.* **52** 1878

10. Kaupp G, Naimi-Jamal M R and Schmeyers J 2003 *Tetrahedron* **59** 3753
11. Fotouhi L, Heravi M M, Fatehi A and Bakhtiari K 2007 *Tetrahedron Lett.* **48** 5379
12. Kuo S C, Huang L J and Nakamura H 1984 *J. Med. Chem.* **27** 539
13. Wang J-L, Liu D, Zhang Z-J, Shan S, Han X, Srinivasula S M, Croce C M, Alnemri E S and Huang Z 2000 *Proc. Natl. Acad. Sci. USA* **97** 7124
14. Zaki M E A, Soliman H A, Hiekal O A and Rashad A E 2006 *Z. Naturforsch. C* **61** 1
15. Balaskar R S, Gavade S N, Mane M S, Shingate B B, Shingare M S and Mane D V 2010 *Chinese Chem. Lett.* **21** 1175
16. Mecadon H, Rohman M R, Kharbangar I, Laloo B M, Kharkongor I, Rajbangshi M and Myrboh B 2011 *Tetrahedron Lett.* **52** 3228
17. Heravi M M, Ghods A, Derikvand F, Bakhtiari K and Bamoharram F F 2010 *J. Iran Chem. Soc.* **7** 615
18. Vasuki G and Kumaravel K 2008 *Tetrahedron Lett.* **49** 5636
19. Gogoi S and Zhao C-G 2009 *Tetrahedron Lett.* **50** 2252
20. Sheibani H and Babaie M 2010 *Synth. Commun.* **40** 257
21. Azarifar D, Nejat-Yami R, Sameri F and Akrami Z 2012 *Lett. Org. Chem.* **9** 435
22. Azarifar D and Sheikh D 2012 *Helv. Chim. Acta* **95** 1217
23. Azarifar D and Sheikh D 2011 *Chem. Het. Comp.* **47** 1128
24. Teimouri A and Chermahini A N 2011 *J. Mol. Catal. A: Chem.* **346** 39
25. Itoh H, Utamapanya S, Stark J V, Klabunde K J and Schlup J R 1993 *Chem. Mater.* **5** 71
26. Guzman J and Gates B C 2001 *Nano Lett.* **1** 689
27. Choudary B M, Kantam M L, Ranganath K V S, Mahendar K and Sreedhar B 2004 *J. Am. Chem. Soc.* **126** 3396
28. Azarifar A, Nejat-Yami R, Al-Kobaisi M and Azarifar D 2013 *J. Iran Chem. Soc.* **10** 439
29. Bamoharram F F, Heravi M M and Omidinia R 2010 *Asian J. Chem.* **24** 5582
30. Heravi M M, Bamoharram F F, Rajabzadeh G, Seifi N and Khatami M 2006 *J. Mol. Catal. A: Chem.* **259** 213
31. Rahimizadeh M, Rajabzadeh G, Khatami S-M, Eshghi H and Shiri A 2010 *J. Mol. Catal. A: Chem.* **323** 59
32. Azarifar D, Khatami S-M, Zolfigol M A and Sheikh D 2013 *J. Iran Chem. Soc.* **10** 1039
33. Rajabzadeh G and Jalalian A 2007 *Proceedings of the 14th International Sol-gel Conference*, Montpellier, France
34. Alizadeh M H, Harmalker S P, Jeannin Y, Martin-Frere J and Pope M T 1985 *J. Am. Chem. Soc.* **107** 2662
35. Peng Y, Song G and Dou R 2006 *Green Chem.* **8** 573
36. Gao Y, Tu S, Li T, Zhang X, Zhu S, Fang F and Shi D 2004 *Synth. Commun.* **34** 1295
37. Yu J and Wang H 2005 *Synth. Commun.* **35** 3133
38. Gao S, Tsai C H, Tseng C and Yao C-F 2008 *Tetrahedron* **64** 9143
39. Wang L-M, Shao J-H, Tian H, Wang Y-H and Liu B 2006 *J. Fluorine Chem.* **127** 97
40. Jin T S, Zhao R Q and Li T S 2006 *Arkivoc* **xiv** 176
41. Mohammadi-Ziarani G, Abbasi A, Badiei A and Aslani Z 2011 *E-J. Chem.* **8** 293
42. Vasyun'kina T N, Bykova L M, Plotkin V N and Ramsh S M 2005 *Russ. J. Org. Chem.* **41** 742