

NASA/TM—2008-214974



NASA Glenn High Pressure Low NO_x Emissions Research

*Kathleen M. Tacina and Chi-Ming Lee
Glenn Research Center, Cleveland, Ohio*

*Changlie Wey
ASRC Aerospace Corporation, Cleveland, Ohio*

NASA STI Program . . . in Profile

Since its founding, NASA has been dedicated to the advancement of aeronautics and space science. The NASA Scientific and Technical Information (STI) program plays a key part in helping NASA maintain this important role.

The NASA STI Program operates under the auspices of the Agency Chief Information Officer. It collects, organizes, provides for archiving, and disseminates NASA's STI. The NASA STI program provides access to the NASA Aeronautics and Space Database and its public interface, the NASA Technical Reports Server, thus providing one of the largest collections of aeronautical and space science STI in the world. Results are published in both non-NASA channels and by NASA in the NASA STI Report Series, which includes the following report types:

- **TECHNICAL PUBLICATION.** Reports of completed research or a major significant phase of research that present the results of NASA programs and include extensive data or theoretical analysis. Includes compilations of significant scientific and technical data and information deemed to be of continuing reference value. NASA counterpart of peer-reviewed formal professional papers but has less stringent limitations on manuscript length and extent of graphic presentations.
- **TECHNICAL MEMORANDUM.** Scientific and technical findings that are preliminary or of specialized interest, e.g., quick release reports, working papers, and bibliographies that contain minimal annotation. Does not contain extensive analysis.
- **CONTRACTOR REPORT.** Scientific and technical findings by NASA-sponsored contractors and grantees.

- **CONFERENCE PUBLICATION.** Collected papers from scientific and technical conferences, symposia, seminars, or other meetings sponsored or cosponsored by NASA.
- **SPECIAL PUBLICATION.** Scientific, technical, or historical information from NASA programs, projects, and missions, often concerned with subjects having substantial public interest.
- **TECHNICAL TRANSLATION.** English-language translations of foreign scientific and technical material pertinent to NASA's mission.

Specialized services also include creating custom thesauri, building customized databases, organizing and publishing research results.

For more information about the NASA STI program, see the following:

- Access the NASA STI program home page at <http://www.sti.nasa.gov>
- E-mail your question via the Internet to help@sti.nasa.gov
- Fax your question to the NASA STI Help Desk at 301-621-0134
- Telephone the NASA STI Help Desk at 301-621-0390
- Write to:
NASA Center for AeroSpace Information (CASI)
7115 Standard Drive
Hanover, MD 21076-1320

NASA/TM—2008-214974



NASA Glenn High Pressure Low NO_x Emissions Research

*Kathleen M. Tacina and Chi-Ming Lee
Glenn Research Center, Cleveland, Ohio*

*Changlie Wey
ASRC Aerospace Corporation, Cleveland, Ohio*

National Aeronautics and
Space Administration

Glenn Research Center
Cleveland, Ohio 44135

February 2008

Trade names and trademarks are used in this report for identification only. Their usage does not constitute an official endorsement, either expressed or implied, by the National Aeronautics and Space Administration.

This work was sponsored by the Fundamental Aeronautics Program at the NASA Glenn Research Center.

Level of Review: This material has been technically reviewed by technical management.

Available from

NASA Center for Aerospace Information
7115 Standard Drive
Hanover, MD 21076-1320

National Technical Information Service
5285 Port Royal Road
Springfield, VA 22161

Available electronically at <http://gltrs.grc.nasa.gov>

NASA Glenn High Pressure Low NOx Emissions Research

Kathleen M. Tacina and Chi-Ming Lee
National Aeronautics and Space Administration
Glenn Research Center
Cleveland, Ohio 44135

Changlie Wey
ASRC Aerospace Corporation
Cleveland, Ohio 44135

Abstract

In collaboration with U.S. aircraft engine companies, NASA Glenn Research Center has contributed to the advancement of low emissions combustion systems. For the High Speed Research Program (HSR), a 90% reduction in nitrogen oxides (NOx) emissions (relative to the then-current state of the art) has been demonstrated in sector rig testing at General Electric Aircraft Engines (GEAE). For the Advanced Subsonic Technology Program (AST), a 50% reduction in NOx emissions relative to the 1996 International Civil Aviation Organization (ICAO) standards has been demonstrated in sector rigs at both GEAE and Pratt & Whitney (P&W). During the Ultra Efficient Engine Technology Program (UEET), a 70% reduction in NOx emissions, relative to the 1996 ICAO standards, was achieved in sector rig testing at Glenn in the world class Advanced Subsonic Combustion Rig (ASCR) and at contractor facilities. Low NOx combustor development continues under the Fundamental Aeronautics Program.

To achieve these reductions, experimental and analytical research has been conducted to advance the understanding of emissions formation in combustion processes. Lean direct injection (LDI) concept development uses advanced laser-based non-intrusive diagnostics and analytical work to complement the emissions measurements and to provide guidance for concept improvement. This paper describes emissions results from flametube tests of a 9-injection-point LDI fuel/air mixer tested at inlet pressures up to 5500 kPa. Sample results from CFD and laser diagnostics are also discussed.

Nomenclature

FAR	[-]	fuel to air ratio
FN_{US}	[-]	fuel injector flow number
p	[kPa]	pressure
T	[K]	temperature
$\Delta p/p$	[%]	combustor pressure drop, $(p_3 - p_4)/p_3$
η_c	[%]	fuel combustion efficiency
ϕ	[-]	equivalence ratio

Subscripts

3	combustor inlet conditions
4	combustor exit conditions
ref	reference conditions

Introduction

Although most gas turbine engines currently used in commercial aircraft meet the ICAO standard for emissions of NOx, NOx emissions are still a concern due to their harmful effects on the atmosphere. NOx contributes to the production of harmful ozone at ground level and in the troposphere, and also contribute to ground level smog. At the stratospheric altitudes that would be used for supersonic flight, NOx contributes to the depletion of the protective ozone layer. To ensure combustion is as clean as possible and that aircraft gas turbines meet future more stringent regulations, low NOx combustion concepts are being developed at NASA.

In addition to meeting more stringent emissions requirements, next-generation engine cycles will be required to simultaneously increase fuel efficiency. In order to achieve both efficiency and emissions goals NASA decided to support the development of high pressure cycle engines. Over the past two decades, NASA has sponsored both in-house research and collaborations with U.S. engine companies to develop advanced engines with higher efficiency that produce emissions. During the High Speed Research (HSR) program, the goal was to reduce NOx emissions 90% relative to the then-current engine technology. Then, the AST project was initiated in the mid-1990's to increase fuel efficiency by 15% and reduce landing and takeoff cycle NOx emissions to 50% of the 1996 ICAO standard while maintaining the present levels of carbon monoxide (CO) and hydrocarbon emissions. Following the AST Project, in the beginning of this century NASA introduced UEET Project to continue subsonic aircraft technology development with goals of 15% fuel efficiency improvement relative to current engines and 70% NOx reduction.

NASA has investigated several combustion concepts to reduce NOx emissions while maintaining high combustion efficiency: lean premixed prevaporized (LPP) combustion;^{1,2} rich burn-quick quench (RQL) combustion;^{1,3,4} catalytic combustion;^{5,6} LDI combustion; and rich front end combustion.¹ LPP combustion met the HSR goal; the LPP, LDI, and RQL concepts all met the AST and UEET goals. This paper focuses on the LDI concept.

On the lean side of stoichiometric combustion, NOx production is an exponential function of equilibrium flame temperature. Lean-burn low NOx combustor concepts minimize the flame temperature by burning as lean as possible and avoiding local

stoichiometric zones by mixing the fuel and air as well as possible. All of the combustor air, except for the liner cooling air, enters through the combustor dome. In LPP combustion, the fuel is mixed and vaporized upstream of the flame zone to ensure maximum mixing. However, due to the high pressures and temperatures and the wide-ranging duty cycles of aircraft gas turbine engines, autoignition and flashback into the premixing zone are a concern for LPP combustors. LDI combustion reduces the potential for these problems by injecting the fuel directly into the flame zone. To ensure uniform mixing in LDI combustion, the fuel injector/swirler must be designed to produce small droplet sizes and quick mixing. Therefore, multi-injector LDI concepts—where many small fuel/air mixers replace one conventional fuel injector—have been studied. Under these conditions, NO_x emissions can approach those of LPP combustors.¹ This paper focuses on very high pressure (up to 5500 kPa) tests of an in-house multipoint LDI fuel/air mixer concept developed under the AST program. The results are also compared to those from second-generation LDI sector and flametube tests.

Experimental Setup and Procedure

Fuel Injector/Mixer Configuration

The LDI module described here is a first-generation multipoint fuel-injection concept with 9 fuel/air mixers occupying a 76.2- by 76.2-mm² area, as shown in figure 1. The 9 fuel/air mixers replace a single conventional fuel injector. Each fuel/air mixer is composed of a converging-diverging venturi section with an upstream swirler; a fuel injector is inserted at the center of each swirler (see figs. 1 and 2). The center-to-center distance between the fuel/air mixers is 25.4 mm. All of the air enters through the fuel/air mixers to provide an overall lean burning zone. Each fuel/air mixer provides rapid mixing of fuel and air and results in a small recirculation zone to stabilize the combustion process; the uniform mixing and short recirculation zone result in ultra low NO_x emissions.

Swirlers with helical, axial blades are used for mixing and generating a recirculation zone. All swirlers are co-rotating with a blade angle of 60°, as shown in figure 2. The blades have an inside diameter of 9.4 mm and an outside diameter of 22 mm. The calculated swirl number, as defined by Beer and Chigier,⁷ is 1.02. The measured effective area of the air swirler array is 940 mm².

Each fuel injector is of the simplex type. A similar fuel injector design was used in both the ASCR and CE-5 tests. For the ASCR tests, the flow number FN_{US} (as defined by Lefebvre⁸) of the each fuel injector is 9, and the fuel orifice diameter is 1.97 mm. For the CE-5 tests, FN_{US} is 2.9.

Experimental Installation

Testing was done in two facilities at NASA Glenn Research Center: CE-5 and the ASCR.

CE-5 is a high pressure/high temperature combustion facility capable of supplying air at up to 2100 kPa, 4.5 kg/s, and 870 K. For the tests described in this paper, CE-5 was configured with a

76.2- by 76.2-mm² flametube. As shown in figure 3, the combustion section can be configured with 4 quartz windows, spaced 90° apart, for non-intrusive laser diagnostics; each window is 38.1- by 50.8-mm. If laser diagnostics are not desired, blanks can replace the quartz windows. The hot




Figure 1.—Nine-element fuel injector module.

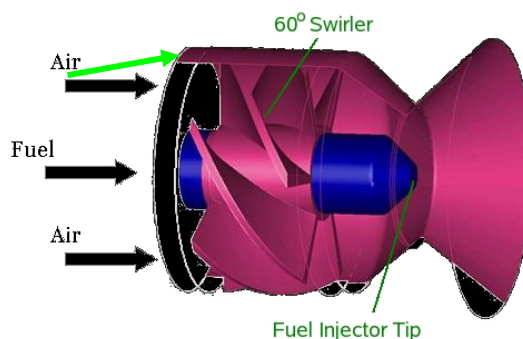


Figure 2.—Fuel/air mixer element.

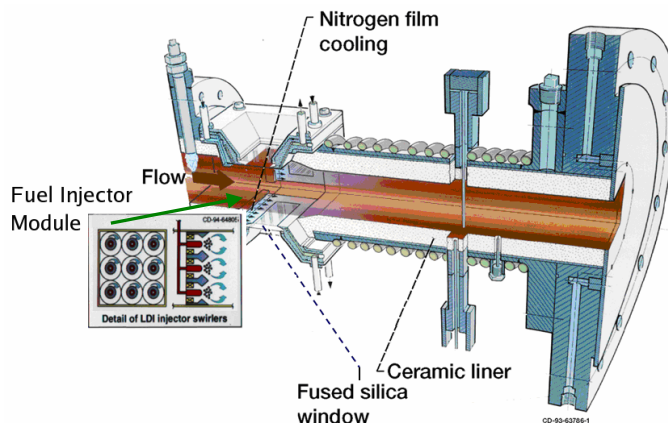


Figure 3.—CE-5 test section showing quartz windows and a detail of the fuel injector module.

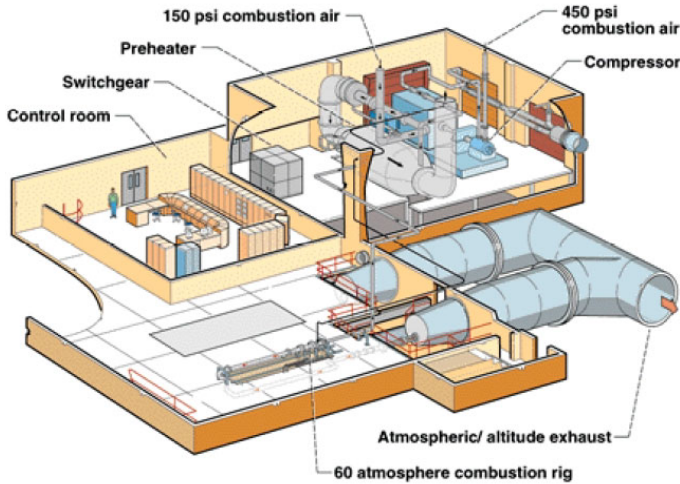


Figure 4.—Advanced Subsonic Combustion Rig (ASCR).

combustion products are quenched with water and then vented to the altitude exhaust system, which was run at atmospheric pressure.

ASCR is a very high pressure/high temperature combustion facility capable of supplying air at up to 5500 kPa, 17 kg/s, and 975 K (see fig. 4). Before being exhausted to the atmos-

phere, the hot combustion products are quenched with water. See Bianco⁹ for further details.

Results and Discussion

This section is divided into three parts. First, NO_x emissions measurements taken in the high pressure/high temperature ASCR facility are presented. Then, a correlation for NO_x emissions as a function of combustor conditions is given and compared to both medium pressure/high temperature data taken in CE-5 and the high pressure/high temperature ASCR data. Finally, insights from CFD calculations and optical diagnostic measurements are used to explain why second generation LDI designs have lower emissions than the first generation LDI design described in this report.

Emissions Data

Figures 5 to 8 plot the NO_x emissions as a function of combustor conditions. NO_x values are given as emissions index, defined as grams of NO_x per kilogram of fuel.

In figure 5, the log of the NO_x emissions index is plotted as a function of adiabatic flame temperature T_4 for inlet temperatures T_3 of 755 K (circles), 810 K (squares), and 865 K (triangles)

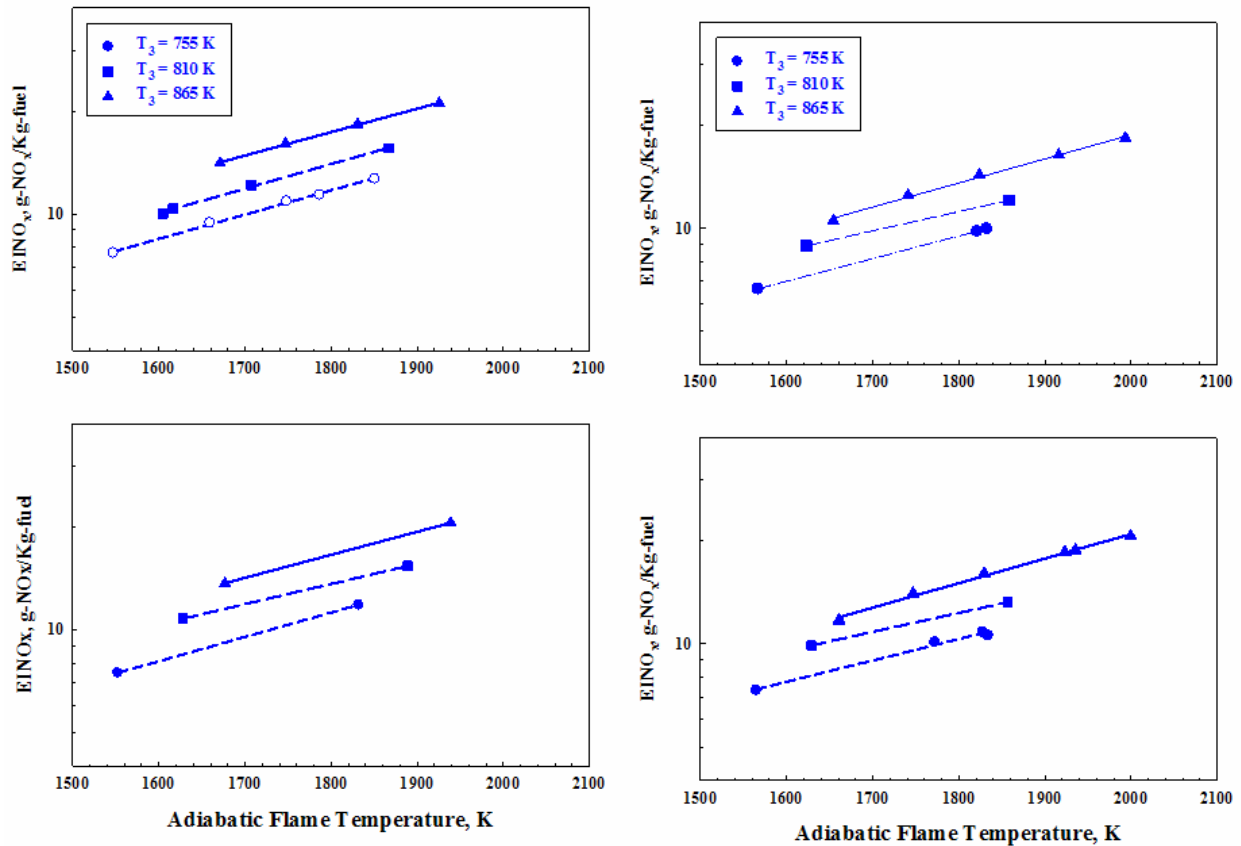


Figure 5.—NO_x EI as a function of adiabatic flame temperature at a pressure drop, $\Delta p/p_3$, of 7%, and an inlet pressure of (a) 5500 kPa, (b) 5200 kPa, (c) 3800 kPa, and (d) 4500 kPa.

(triangles) and inlet pressures p_3 of 5500, 5200, 3800, and 4500 kPa. Note that the log of NOx appears to vary linearly with adiabatic flame temperature, which indicates that, as expected, NOx emissions are an exponential function of adiabatic flame temperature.

Figure 6 plots the log of NOx emissions index as a function of the log of equivalence ratio at an inlet temperature of 865 K and inlet pressures of 3800 kPa (squares), 4500 kPa (open circles), and 5500 kPa (closed circles). At a pressure of 5500 kPa, NOx emissions seem to be a much weaker function of equivalence ratio than they are at lower pressures.

The log of the NOx emissions index is plotted against the log of the inlet pressure in figures 7 and 8. In part (a) of figure 7, the equivalence ratio is 0.50 and the inlet temperatures are 755 K (triangles), 810 K (squares), and 865 K (circles); in part (b), the same three inlet temperature curves are plotted but the equivalence ratio is 0.35. In figure 8, the inlet temperature is kept constant at 755 K, but equivalence ratios of 0.35 (circles) and 0.50 (squares) are plotted together. The log of the NOx emissions index seems to be a linear function of the log of the inlet pressure, indicating that NOx emissions are a power function of inlet pressure.

NOx Correlation for Data Comparison

The NOx data are compared to two correlations that give the NOx emissions index as a function of inlet temperature, inlet pressure, pressure drop, and fuel-to-air ratio. The first correlation was developed for this LDI configuration using the high temperature, high pressure data taken in ASCR, and is given by:

$$E_{\text{NOx}} = 0.104 \exp(T_3/185) \text{ FAR}^{1.32} p_3^{0.68} (\Delta p/p_3)^{-0.36} \quad (1)$$

The second correlation,

$$E_{\text{NOx}} = 1.359 \exp(T_3/194) \text{ FAR}^{1.69} p_3^{0.595} (\Delta p/p_3)^{-0.565} \quad (2)$$

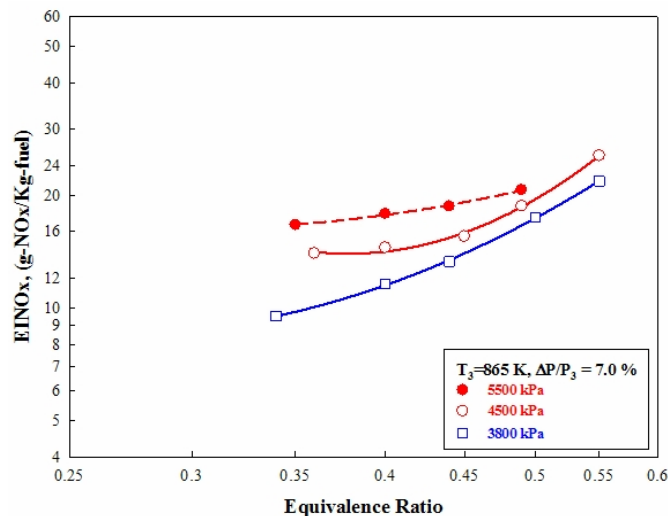
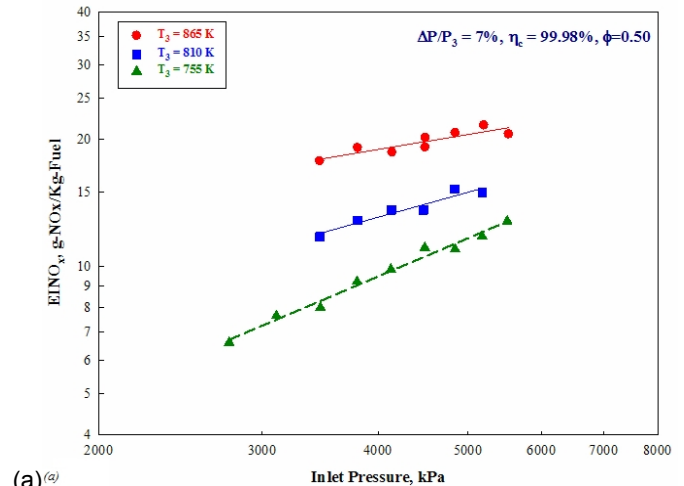
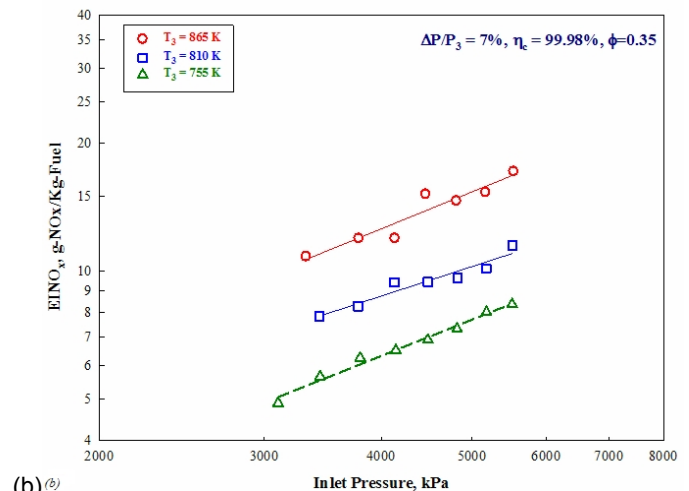


Figure 6.—NOx emissions as a function of equivalence ratio and inlet pressure.



(a)^(a)



(b)^(b)

Figure 7.—NOx emissions as a function of inlet pressure and inlet temperature at equivalence ratios of (a) 0.5 and (b) 0.35.

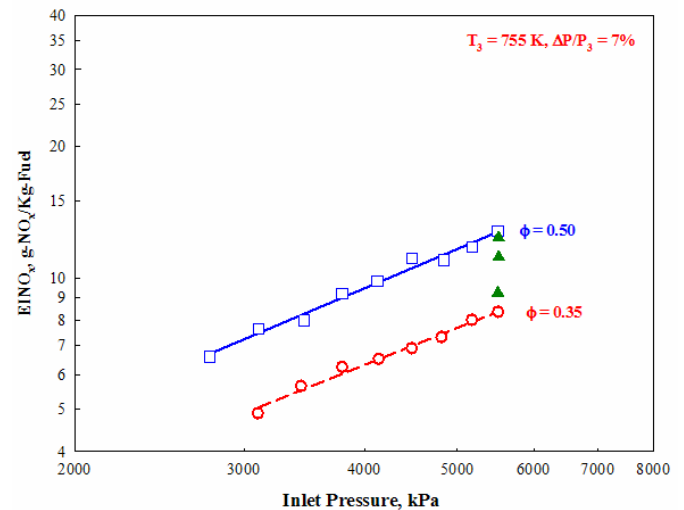


Figure 8.—NOx emissions as a function of inlet pressure at an inlet temperature of 755 K and a pressure drop of 7%.

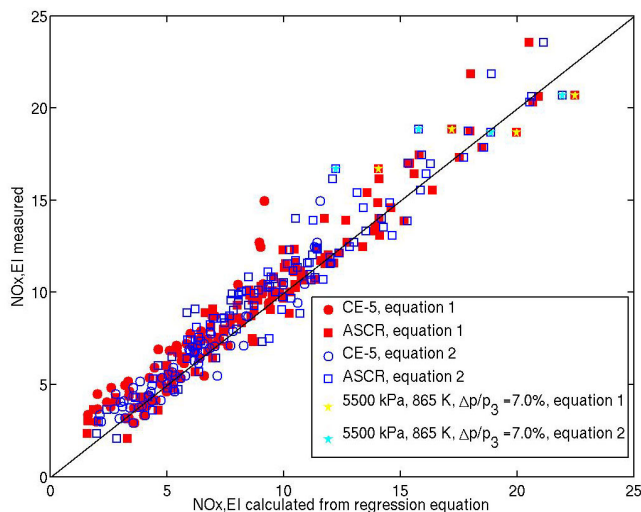


Figure 9.—Comparison of measured and calculated NOx emissions index.

is almost identical to the NOx severity parameter developed by Wey¹⁰ using several multipoint LDI configurations: the only difference is the coefficient, 1.359, which was found using the high pressure, high temperature ASCR data. All of the other constants in equation (2) were found using several different data sets taken during the AST.

Figure 9 plots the measured NOx emissions index against the NOx emissions index calculated from equations (1) (filled red symbols) and (2) (open blue symbols). The high pressure, high temperature ASCR data is plotted using squares, and the medium pressure, high temperature CE-5 data is plotted using circles. Both correlations fit the high pressure, high temperature ASCR data quite well ($R^2=0.95$ for eq. (1) and 0.92 for eq. (2)). However, equation (2) fits the medium pressure, high temperature data taken in CE-5 ($R^2=0.90$) much better than equation (1) ($R^2=0.78$). Since equation (1) fits only the high pressure data well, but equation (2) fits both the high pressure and the medium pressure data well, the correlation equation (2) is a more general equation.

Finally the four points on the 5500 kPa curve in figure 6 are plotted a second time in figure 9 using yellow stars for the correlation in equation (1) and cyan stars for the correlation in equation (2). Although figure 6 seems to indicate that NOx emissions are a weaker function of equivalence ratio at high pressure and temperature, figure 9 shows that NOx correlation equations (1) and (2) still predict NOx emissions fairly well.

Analysis and Comparison with Second Generation LDI

The data presented here were the first measurements taken in the high pressure/high temperature ASCR facility and showed that this facility operated well under these high pressure conditions. In addition, these were also the first emissions measurements on the LDI concept at very high

pressure conditions and showed that LDI combustion produced low NOx emissions varied smoothly with inlet pressure, even at pressures up to 5500 kPa. The measurements also showed that the operability and durability of LDI was good even at high pressure/high temperature conditions.

Based on the success of this first generation LDI injector, second generation LDI geometries have been designed and tested.^{14,15} Included in the second generation are designs that incorporate more injection points in the same cross section area to minimize the recirculation zone and the residence time effect. The smaller recirculation zone and decrease in residence time results in a decrease in NOx emissions.

Figure 10 compares first and second generation LDI emissions; the data shown are corrected to a constant inlet temperature of 810 K, inlet pressure of 2750 kPa, and $\Delta p/p_3$ of 4%. The first generation 9-point LDI (hollow blue squares) has higher NOx emissions than any of the three second generation LDI concepts shown, which are: the 25-point LDI (hollow red triangles), the 49-point LDI (solid purple circles), and 36 points LDI (solid green triangles). In addition, all of the second generation multi-injection LDI concepts have a better operability range (i.e., wider FAR range) than the first generation LDI concepts. The 36-point has the best NOx emissions reduction potential. The 49-point LDI had disappointing NOx emission results; after testing we examined the injector with the designer and found that there were a few blockages inside the fuel passage which caused non-uniform fuel/air mixing. In addition, all of the second generation multi-injection LDI designs have better operability range than the first generation (i.e., a wider FAR range).

Table 1 shows a hypothetical engine cycle for the NASA Ultra Efficient Engine, the ICAO landing-take off (LTO) characteristic for that engine is calculated for both first and second generation LDI concepts. Assuming 15% cooling air for the engine, the LTO NOx is 63% below the 1996 ICAO standard for the first generation LDI, and 71% below 1996 ICAO standard for the second generation LDI.

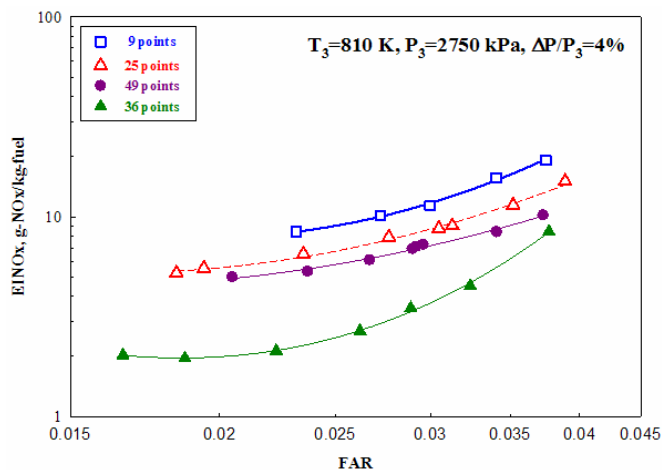


Figure 10.—Comparison of first generation 9-point and second generation LDI flametube NOx emissions.

TABLE 1.—UEET LARGE ENGINE LTO CYCLE

	Power, %	Time, min	Total pressure at station 3, kPa	$\Delta p/p_3$, %
SLTO	100.0	0.7	969.8	4
Climb	85.0	2.2	933.7	4
Approach	30.0	4	740.4	4
Idle	7.0	26	615.4	4

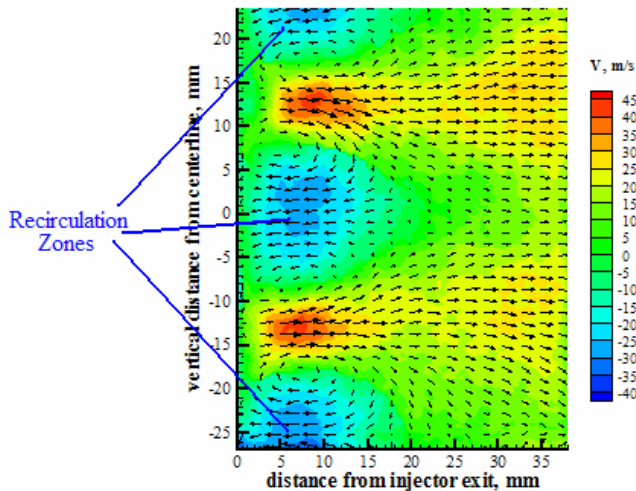


Figure 11.—Velocity field compiled from 200 PIV images.

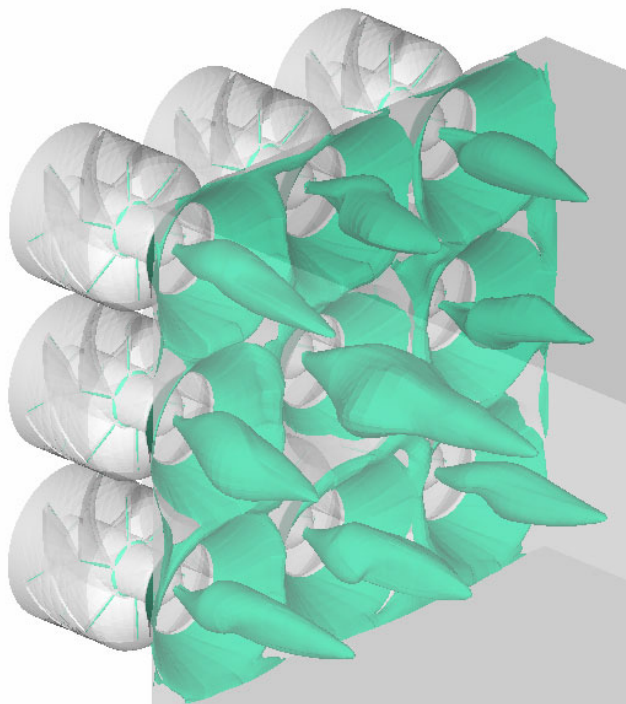


Figure 12.—Nine-point, LDI results that show zero axial velocity iso-surfaces.

We applied advanced laser diagnostics techniques⁶ and the in-house National Combustion Code⁷ to better understand fuel injector design.

Particle imaging velocimetry (PIV) was used to measure the velocity field downstream of the injector. This allowed the size and location of the recirculation zones to be identified. Figure 11 shows side view contours of axial velocity at locations ranging from 3 to 35 mm downstream of the injector exit plane; this image was taken in unfueled cold flow at an inlet temperature of 617 K, inlet pressure of 1030 kPa, and pressure drop of 4%. From these images we observe that the heart of the flow recirculation zone occurs between 5 to 7 mm from the injector exit and provides confirmation of the presence of recirculation zone immediately downstream of each injection point. Note the three strong recirculation zones (indicated by the arrows to the left and by light blue and blue colors) approximately 7 mm from the injector exit. More details are given in Hicks et al.¹¹

This strong recirculation zone was also calculated using the National Combustion Code. The recirculation zones associated with the injection points are illustrated by the iso-surfaces of zero axial velocity in figure 12 computed by Davoudzadeh et al.¹²

Summary

This paper presents results from the first combustion test done in the high pressure/high temperature ASCR facility at NASA Glenn Research Center. This test was also the first high pressure/high pressure test of the LDI concept and showed that LDI had good operability and durability even at pressures up to 5500 kPa. NO_x emissions varied smoothly with inlet pressure, flame temperature, and equivalence. The limited number of data points at very high pressure and temperature conditions indicated that, at very high pressures, NO_x emissions are a weaker function of equivalence ratio than they are at lower pressures. A correlation for NO_x emissions as a function of inlet temperature, inlet pressure, pressure drop, and fuel/air ratio was developed and showed high correlation with the measured NO_x emissions at high pressure and temperature. However, another correlation that was based on the Advanced Subsonic Technology Program (AST) NO_x severity parameter had almost as high a correlation with the high pressure/high temperature data and a much higher correlation with the medium pressure/high temperature data.

This paper also summarizes LDI concept development through design, analysis, and testing. In the LDI concept, fuel is injected directly into the primary zone; this minimizes auto-ignition potential. However, in order to achieve low NO_x, it is important to have fine atomization from fuel and uniform mixing from fuel and air. In addition, a small recirculation zone and a short flame zone are also critical for NO_x reduction. Based on NO_x reduction achieved by the first generation of LDI concepts, a second generation of LDI concepts was developed to further reduce NO_x emissions.

References

1. Tacina, R.R., (1989). "Low NO_x Potential of Gas Turbine Engines," AIAA 89-0550, 38th Aerospace Sciences Meeting, Reno, NV, 1990.
2. Lee, C.-M., Bianco, J., Deur, J.M., and Ghorashi, B., (1992). "Nitric Oxide Formation in a Lean Premixed Prevaporized Jet A/Air Flame Tube: an Experimental and Analytical Study," NASA/TM—105722.
3. Chang, C.T., and Holdeman, J.D., (2001). "Low Emissions RQL Flametube Combustor Test Results," NASA/TM—2001-211107.
4. Peterson, C.O., Sowa, W.A., and Samuelson, G.S. (2002). "Performance of a Model Rich Burn-Quick Mix-Lean Burn Combustor at Elevated Temperature and Pressure," NASA/CR—2002-21192.
5. Brabbs, T.A., and Gracia-Salcedo, C.M., (1989). "Fuel-Rich Catalytic Combustion of Jet-A Fuel—Equivalence Ratios 5.0 to 8.0," NASA TM/101975.
6. Rollbuhler, R.J., (1991). "Fuel-Rich, Catalytic Reaction Experimental Results," NASA/TM 104423.
7. Beer, J.M., and Chigier, N.A., (1972). *Combustion Aerodynamics*, John Wiley and Sons, Inc., New York.
8. Lefebvre, A.H., (1998). *Gas Turbine Combustion*, Taylor and Francis, Philadelphia.
9. Bianco, J., (1995). "NASA Lewis Research Center's Combustor Test Facilities and Capabilities," AIAA 1995-2681, 31st AIAA/ASME/SAE/ASEE Joint Propulsion Conference, San Diego, CA.
10. Wey, Changlie (2004), "A High Pressure and High Temperature NO_x Correlation," paper in progress.
11. Hicks, Y.R., Anderson, R.C., Locke, R.J., and Wey, C., (2006). "Experimental Study to Characterize a Baseline Nine-Point Lean Direct Injector," Spring Technical Meeting of the Central States Section of the Combustion Institute, Cleveland, OH, 2006.
12. Davoudzadeh, F., Liu, N.-S., and Moder, J.P., (2006). "Investigation of Swirling Air Flows Generated by Axial Swirlers in a Flame Tube," GT-2006-91300, ASME Turbo Expo 2006: Power for Land, Sea, and Air, Barcelona, Spain, 2006.
13. Iannetti, A. and Moder, J., "Analysis of MEMS-LDI Technology Using the National Combustion Code," AIAA 2005-169, 43rd AIAA Aerospace Sciences Meeting and Exhibit, Reno, NV, 2005.
14. Tacina, R., Wey, C., Laing, P., and Mansour, A., (2002). "A Low NO_x Lean-Direct Injection, MultiPoint Integrated Module Combustor Concept for Advanced Aircraft Gas Turbines," NASA/TM—211347.
15. Tacina, R., Mao, C.-P., and Wey, C., (2003). "Experimental Investigation of a Multiplex Fuel Injector Integrator for Low Emission Combustors," AIAA 2003-0287, 41st Aerospace Sciences Meeting and Exhibit, Reno, NV, 2003.

REPORT DOCUMENTATION PAGE			Form Approved OMB No. 0704-0188		
<p>The public reporting burden for this collection of information is estimated to average 1 hour per response, including the time for reviewing instructions, searching existing data sources, gathering and maintaining the data needed, and completing and reviewing the collection of information. Send comments regarding this burden estimate or any other aspect of this collection of information, including suggestions for reducing this burden, to Department of Defense, Washington Headquarters Services, Directorate for Information Operations and Reports (0704-0188), 1215 Jefferson Davis Highway, Suite 1204, Arlington, VA 22202-4302. Respondents should be aware that notwithstanding any other provision of law, no person shall be subject to any penalty for failing to comply with a collection of information if it does not display a currently valid OMB control number.</p> <p>PLEASE DO NOT RETURN YOUR FORM TO THE ABOVE ADDRESS.</p>					
1. REPORT DATE (DD-MM-YYYY) 01-02-2008		2. REPORT TYPE Technical Memorandum		3. DATES COVERED (From - To)	
4. TITLE AND SUBTITLE NASA Glenn High Pressure Low NOx Emissions Research			5a. CONTRACT NUMBER		
			5b. GRANT NUMBER		
			5c. PROGRAM ELEMENT NUMBER		
6. AUTHOR(S) Tacina, Kathleen, M; Lee, Chi-Ming; Wey, Changlie			5d. PROJECT NUMBER		
			5e. TASK NUMBER		
			5f. WORK UNIT NUMBER WBS 984754.02.07.03.19.04		
7. PERFORMING ORGANIZATION NAME(S) AND ADDRESS(ES) National Aeronautics and Space Administration John H. Glenn Research Center at Lewis Field Cleveland, Ohio 44135-3191			8. PERFORMING ORGANIZATION REPORT NUMBER E-16137		
9. SPONSORING/MONITORING AGENCY NAME(S) AND ADDRESS(ES) National Aeronautics and Space Administration Washington, DC 20546-0001			10. SPONSORING/MONITORS ACRONYM(S) NASA		
			11. SPONSORING/MONITORING REPORT NUMBER NASA/TM-2008-214974		
12. DISTRIBUTION/AVAILABILITY STATEMENT Unclassified-Unlimited Subject Categories: 01 and 07 Available electronically at http://gltrs.grc.nasa.gov This publication is available from the NASA Center for AeroSpace Information, 301-621-0390					
13. SUPPLEMENTARY NOTES					
14. ABSTRACT In collaboration with U.S. aircraft engine companies, NASA Glenn Research Center has contributed to the advancement of low emissions combustion systems. For the High Speed Research Program (HSR), a 90 percent reduction in nitrogen oxides (NOx) emissions (relative to the then-current state of the art) has been demonstrated in sector rig testing at General Electric Aircraft Engines (GEAE). For the Advanced Subsonic Technology Program (AST), a 50 percent reduction in NOx emissions relative to the 1996 International Civil Aviation Organization (ICAO) standards has been demonstrated in sector rigs at both GEAE and Pratt & Whitney (P&W). During the Ultra Efficient Engine Technology Program (UEET), a 70 percent reduction in NOx emissions, relative to the 1996 ICAO standards, was achieved in sector rig testing at Glenn in the world class Advanced Subsonic Combustion Rig (ASCR) and at contractor facilities. Low NOx combustor development continues under the Fundamental Aeronautics Program. To achieve these reductions, experimental and analytical research has been conducted to advance the understanding of emissions formation in combustion processes. Lean direct injection (LDI) concept development uses advanced laser-based non-intrusive diagnostics and analytical work to complement the emissions measurements and to provide guidance for concept improvement. This paper describes emissions results from flametube tests of a 9-injection-point LDI fuel/air mixer tested at inlet pressures up to 5500 kPa. Sample results from CFD and laser diagnostics are also discussed.					
15. SUBJECT TERMS Combustion; Combustors; Lean direction injection; Gas turbine combustor					
16. SECURITY CLASSIFICATION OF:			17. LIMITATION OF ABSTRACT	18. NUMBER OF PAGES	19a. NAME OF RESPONSIBLE PERSON
a. REPORT	b. ABSTRACT	c. THIS PAGE			STI Help Desk (email: help@sti.nasa.gov)
U	U	U	UU	13	19b. TELEPHONE NUMBER (include area code) 301-621-0390

