

 Open access • Journal Article • DOI:10.1080/15567265.2010.549931

Natural Convective Boundary Layer Flow Over a Nonisothermal Vertical Plate Embedded in a Porous Medium Saturated With a Nanofluid — [Source link](#)

Rama Subba Reddy Gorla, Ali J. Chamkha

Institutions: Cleveland State University, The Public Authority for Applied Education and Training

Published on: 29 Apr 2011 - Nanoscale and Microscale Thermophysical Engineering (Taylor & Francis Group)

Topics: Nanofluid, Nusselt number, Natural convection, Boundary layer and Lewis number

Related papers:

- [Convective Transport in Nanofluids](#)
- [Unsteady MHD natural convection from a heated vertical porous plate in a micropolar fluid with Joule heating, chemical reaction and radiation effects](#)
- [Soret effect on mixed convection flow in a nanofluid under convective boundary condition](#)
- [Radiation effects on mixed convection about a cone embedded in a porous medium filled with a nanofluid](#)
- [MHD boundary layer flow, heat and mass transfer analysis over a rotating disk through porous medium saturated by Cu-water and Ag-water nanofluid with chemical reaction](#)

Share this paper:    

View more about this paper here: <https://typeset.io/papers/natural-convective-boundary-layer-flow-over-a-nonisothermal-390js2ds0v>

Natural Convective Boundary Layer Flow over a Horizontal Plate Embedded in a Porous Medium Saturated with a Nanofluid

Rama Subba Reddy Gorla¹, Ali Chamkha²

¹Cleveland State University, Cleveland, USA

²Public Authority for Applied Education and Training, Shuweikh, Kuwait

E-mail: r.gorla@csuohio.edu, achamkha@yahoo.com

Received September 5, 2010; revised October 8, 2010; accepted October 11, 2010

Abstract

A boundary layer analysis is presented for the natural convection past a horizontal plate in a porous medium saturated with a nano fluid. Numerical results for friction factor, surface heat transfer rate and mass transfer rate have been presented for parametric variations of the buoyancy ratio parameter N_r , Brownian motion parameter N_b , thermophoresis parameter N_t and Lewis number Le . The dependency of the friction factor, surface heat transfer rate (Nusselt number) and mass transfer rate on these parameters has been discussed.

Keywords: Natural Convection, Porous Medium, Nanofluid

1. Introduction

The study of convective heat transfer in nanofluids is gaining a lot of attention. The nanofluids have many applications in the industry since materials of nanometer size have unique physical and chemical properties. Nanofluids are solid-liquid composite materials consisting of solid nanoparticles or nanofibers with sizes typically of 1-100 nm suspended in liquid. Nanofluids have attracted great interest recently because of reports of greatly enhanced thermal properties. For example, a small amount (<1% volume fraction) of Cu nanoparticles or carbon nanotubes dispersed in ethylene glycol or oil is reported to increase the inherently poor thermal conductivity of the liquid by 40% and 150%, respectively [1,2]. Conventional particle-liquid suspensions require high concentrations (>10%) of particles to achieve such enhancement. However, problems of rheology and stability are amplified at high concentrations, precluding the widespread use of conventional slurries as heat transfer fluids. In some cases, the observed enhancement in thermal conductivity of nanofluids is orders of magnitude larger than predicted by well-established theories. Other perplexing results in this rapidly evolving field include a surprisingly strong temperature dependence of the thermal conductivity [3] and a three-fold higher critical heat flux compared with the base fluids [4,5]. These enhanced

thermal properties are not merely of academic interest. If confirmed and found consistent, they would make nanofluids promising for applications in thermal management. Furthermore, suspensions of metal nanoparticles are also being developed for other purposes, such as medical applications including cancer therapy. The interdisciplinary nature of nanofluid research presents a great opportunity for exploration and discovery at the frontiers of nanotechnology.

Porous media heat transfer problems have several engineering applications such as geothermal energy recovery, crude oil extraction, ground water pollution, thermal energy storage and flow through filtering media. Cheng and Minkowycz [6] presented similarity solutions for free convective heat transfer from a vertical plate in a fluid-saturated porous medium. Gorla and co-workers [7,8] solved the nonsimilar problem of free convective heat transfer from a vertical plate embedded in a saturated porous medium with an arbitrarily varying surface temperature or heat flux. Chen and Chen [9] and Mehta and Rao [10] presented similarity solutions for free convection of non-Newtonian fluids over horizontal surfaces in porous media. Nakayama and Koyama [11] studied the natural convection over a non-isothermal body of arbitrary geometry placed in a porous medium. All these studies were concerned with Newtonian fluid flows. The boundary layer flows in nano fluids have been analyzed re-

cently by Nield and Kuznetsov and Kuznetsov [12] and Nield and Kuznetsov [13]. A clear picture about the nanofluid boundary layer flows is still to emerge.

The present work has been undertaken in order to analyze the natural convection past an isothermal horizontal plate in a porous medium saturated by a nanofluid. The effects of Brownian motion and thermophoresis are included for the nanofluid. Numerical solutions of the boundary layer equations are obtained and discussion is provided for several values of the nanofluid parameters governing the problem.

2. Analysis

We consider the steady free convection boundary layer flow past a horizontal plate placed in a nano-fluid saturated porous medium. The co-ordinate system is selected such that x-axis is in the horizontal direction. We consider the two-dimensional problem. **Figure 1** shows the coordinate system and flow model. At the surface, the temperature T and the nano-particle fraction take constant values T_w and φ_w , respectively. The ambient values, attained as y tends to infinity, of T and are denoted by T_∞ and φ_∞ , respectively.

The Oberbeck-Boussinesq approximation is employed and the homogeneity and local thermal equilibrium in the porous medium are assumed. We consider the porous medium whose porosity is denoted by ε and permeability by K . The Darcy velocity is denoted by \vec{v} . The following four field equations embody the conservation of total mass, momentum, thermal energy, and nano-particles, respectively. The field variables are the Darcy velocity \vec{v} , the temperature T and the nano-particle volume fraction.

$$\nabla \cdot \vec{v} = 0 \tag{1}$$

$$\frac{\rho_f}{\varepsilon} \frac{\partial \vec{v}}{\partial t} = -\nabla P - \frac{\mu}{K} \vec{v} + \left[\varphi \rho_p + (1-\varphi) \{ \rho_f (1-\beta(T-T_\infty)) \} \right] \vec{g} \tag{2}$$

$$(\rho c)_m \frac{\partial T}{\partial t} + (\rho c)_f \vec{v} \cdot \nabla T = k_m \nabla^2 T + \varepsilon (\rho c)_p \left[D_B \nabla \varphi \cdot \nabla T + \frac{D_T}{T_\infty} \nabla T \cdot \nabla T \right] \tag{3}$$

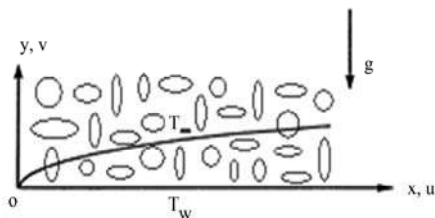


Figure 1. Coordinate system and flow model.

$$\frac{\partial \varphi}{\partial t} + \frac{1}{\varepsilon} \vec{v} \cdot \nabla \varphi = D_B \nabla^2 \varphi + \frac{D_T}{T_\infty} \nabla^2 T \tag{4}$$

We write $\vec{v} = (u, v)$.

Here ρ_f , μ and β are the density, viscosity and volumetric volume expansion coefficient of the fluid; ρ_p the density of the particles; g the gravitational acceleration; $(\rho c)_m$ the effective heat capacity and k_m effective thermal conductivity of the porous medium and D_B the Brownian diffusion coefficient and D_T the thermophoretic diffusion coefficient. The flow is assumed to be slow so that an advective term and a Forchheimer quadratic drag term do not appear in the momentum equation.

The boundary conditions are taken to be

$$v = 0, \quad T = T_w, \quad \varphi = \varphi_w, \quad \text{at} \quad y = 0, \tag{5}$$

$$u = 0, \quad T \rightarrow T_\infty, \quad \varphi \rightarrow \varphi_\infty, \quad \text{as} \quad y \rightarrow \infty \tag{6}$$

We consider the steady state flow. In keeping with the Oberbeck-Boussinesq approximation and an assumption that the nano-particle concentration is dilute, the momentum equation may be written as:

$$0 = -\nabla P - \frac{\mu}{K} \vec{v} + \left[(\rho_p - \rho_{f_\infty})(\varphi - \varphi_\infty) + (1 - \varphi_\infty) \rho_{f_\infty} \beta (T - T_\infty) \right] \vec{g} \tag{7}$$

We now make the standard boundary layer approximation based on a scale analysis and write the governing equations.

$$\frac{\partial u}{\partial x} + \frac{\partial v}{\partial y} = 0 \tag{8}$$

$$\frac{\partial P}{\partial x} = -\frac{\mu}{K} u \tag{9}$$

$$\frac{\partial P}{\partial y} = \left[(1 - \varphi_\infty) \rho_{f_\infty} \beta g (T - T_\infty) - (\rho_p - \rho_{f_\infty}) g (\varphi - \varphi_\infty) \right] \tag{10}$$

$$u \frac{\partial T}{\partial x} + v \frac{\partial T}{\partial y} = \alpha_m \nabla^2 T + \tau \left[D_B \frac{\partial \varphi}{\partial y} \frac{\partial T}{\partial y} + \left(\frac{D_T}{T_\infty} \right) \left(\frac{\partial T}{\partial y} \right)^2 \right] \tag{11}$$

$$\frac{1}{\varepsilon} \left(u \frac{\partial \varphi}{\partial x} + v \frac{\partial \varphi}{\partial y} \right) = D_B \frac{\partial^2 \varphi}{\partial y^2} + \left(\frac{D_T}{T_\infty} \right) \frac{\partial^2 T}{\partial y^2} \tag{12}$$

where

$$\alpha_m = \frac{k_m}{(\rho c)_f}, \quad \tau = \frac{\varepsilon (\rho c)_p}{(\rho c)_f} \tag{13}$$

One can eliminate P from Equations (9) and (10) by cross-differentiation. At the same time one can introduce a stream line function ψ such that the continuity is automatically satisfied:

$$u = \frac{\partial \psi}{\partial y}, \quad v = -\frac{\partial \psi}{\partial x} \quad (14)$$

We are then left with the following three equations.

$$\frac{\partial^2 \psi}{\partial y^2} = -\frac{(1-\varphi_\infty)\rho_{f\infty}\beta g K}{\mu} \frac{\partial T}{\partial x} + \frac{(\rho_p - \rho_{f\infty})g K}{\mu} \frac{\partial \varphi}{\partial x} \quad (15)$$

$$\frac{\partial \psi}{\partial y} \frac{\partial T}{\partial x} - \frac{\partial \psi}{\partial x} \frac{\partial T}{\partial y} = \alpha_m \nabla^2 T + \tau \left[D_B \frac{\partial \varphi}{\partial y} \frac{\partial T}{\partial y} + \left(\frac{D_T}{T_\infty} \right) \left(\frac{\partial T}{\partial y} \right)^2 \right] \quad (16)$$

$$\frac{1}{\varepsilon} \left(\frac{\partial \psi}{\partial y} \frac{\partial \varphi}{\partial x} - \frac{\partial \psi}{\partial x} \frac{\partial \varphi}{\partial y} \right) = D_B \frac{\partial^2 \varphi}{\partial y^2} + \left(\frac{D_T}{T_\infty} \right) \frac{\partial^2 T}{\partial y^2} \quad (17)$$

Proceeding with the analysis we introduce the following dimensionless variables:

$$\begin{aligned} \eta &= \frac{y}{x} \cdot Ra_x^{1/3} \\ Ra_x &= \frac{(1-\varphi_\infty)\rho_{f\infty}\beta g K A x}{\mu \cdot \alpha_m} \\ S &= \frac{\psi}{\alpha_m \cdot Ra_x^{1/3}} \\ \theta &= \frac{T - T_\infty}{T_w - T_\infty} \\ f &= \frac{\varphi - \varphi_\infty}{\varphi_w - \varphi_\infty} \end{aligned} \quad (18)$$

We assume that T_w and φ_w are constants.

Substituting the expressions in Equation (18) into the governing Equations (15)-(17) we obtain the following transformed equations:

$$S'' - \frac{2}{3}\eta[\theta' - N_r \cdot f'] = 0 \quad (19)$$

$$\theta'' + \frac{1}{3}S\theta' + N_b \cdot f' \cdot \theta' + N_t (\theta')^2 = 0 \quad (20)$$

$$f'' + \frac{1}{3}L_e \cdot S \cdot f' + \frac{N_t}{N_b} \theta'' = 0 \quad (21)$$

where the four parameters are defined as:

$$\begin{aligned} N_r &= \frac{(\rho_p - \rho_{f\infty})(\varphi_w - \varphi_\infty)}{\rho_{f\infty}\beta(T_w - T_\infty)(1-\varphi_\infty)}, \\ N_b &= \frac{\varepsilon(\rho c)_p D_B (\varphi_w - \varphi_\infty)}{(\rho c)_f \alpha_m}, \\ N_t &= \frac{\varepsilon(\rho c)_p D_T (T_w - T_\infty)}{(\rho c)_f \alpha_m T_\infty}, \end{aligned}$$

$$L_e = \frac{\alpha_m}{\varepsilon \cdot D_B} \quad (22)$$

The transformed boundary conditions are:

$$\begin{aligned} \eta = 0: \quad & S = 0, \quad \theta = 1, \quad f = 1 \\ \eta \rightarrow \infty: \quad & S' = 0, \quad \theta = 0, \quad f = 0 \end{aligned} \quad (23)$$

The local friction factor may be written as

$$Cf_x = \frac{\left(\mu \frac{\partial u}{\partial y} \right)_{y=0}}{\rho U^2} = \frac{2Ra_x \cdot S''(0)}{Re_x \cdot Pr}$$

The heat transfer rate at the surface is given by:

$$q_w = -k_f \left(\frac{\partial T}{\partial y} \right)_{y=0}$$

The heat transfer coefficient is given by:

$$h = \frac{q_w}{(T_w - T_\infty)}$$

Local Nusselt number is given by:

$$Nu_x = \frac{h \cdot x}{k_f} = -Ra_x^{1/3} \cdot \theta'(\xi, 0) \quad (24)$$

The mass transfer rate at the surface is given by:

$$N_w = -D \left(\frac{\partial \varphi}{\partial y} \right)_{y=0} = h_m (\varphi_w - \varphi_\infty)$$

where h_m = mass transfer coefficient,

The local Sherwood number is given by:

$$Sh = \frac{h_m \cdot x}{D} = -Ra_x^{1/3} \cdot f'(\xi, 0) \quad (25)$$

3. Results and Discussion

3.1. Numerical Method

The system of Equations (19)-(21) with the boundary conditions (23) is solved numerically by means of an efficient, iterative, tri-diagonal implicit finite-difference method discussed previously by Blottner [13]. Equations (19)-(21) are discretized using three-point central difference formulae with S' replaced by another variable V . The η direction is divided into 196 nodal points and a variable step size is used to account for the sharp changes in the variables in the region close to the surface where viscous effects dominate. The initial step size used is $\Delta\eta_1 = 0.001$ and the growth factor $K = 1.037$ such that $\Delta\eta_n = K\Delta\eta_{n-1}$ (where the subscript n is the number of nodes minus one). This gives $\eta_{max} \approx 35$ which repre-

sents the edge of the boundary layer at infinity. The ordinary differential equations are then converted into linear algebraic equations that are solved by the Thomas algorithm discussed by Blotner [14]. Iteration is employed to deal with the nonlinear nature of the governing equations. The convergence criterion employed in this work was based on the relative difference between the current and the previous iterations. When this difference or error reached 10^{-5} , the solution was assumed converged and the iteration process was terminated.

Equations (19-21) were solved numerically to satisfy the boundary conditions (23) for parametric values of Le , N_r (buoyancy ratio number), N_b (Brownian motion parameter) and N_t (thermophoresis parameter) using finite difference method. **Tables 1-5** indicate results for wall values for the gradients of velocity, temperature and concentration functions which are proportional to the friction factor, Nusselt number and Sherwood number, respectively. From **Tables 1-3**, we notice that as N_r and N_t increase, the friction factor increases whereas the heat transfer rate (Nusselt number) and mass transfer rate (Sherwood number) decrease. As N_b increases, the fric-

Table 1. Effects of N_r on $S''(0)$, $-\theta'(0)$ and $-f'(0)$ for $N_b=0.3$, $N_t=0.1$ and $Le=10$.

N_r	$S''(0)$	$-\theta'(0)$	$-f'(0)$
0	2.514805E-05	3.279025E-01	1.498672
0.1	8.547099E-05	3.263273E-01	1.484164
0.2	1.189362E-04	3.246233E-01	1.468161
0.3	2.209482E-04	3.224377E-01	1.452664
0.4	-2.975905E-05	3.209329E-01	1.436392
0.5	1.645268E-04	3.185953E-01	1.419499

Table 2. Effects of N_t on $S''(0)$, $-\theta'(0)$ and $-f'(0)$ for $N_b=0.3$, $N_r=0.5$ and $Le=10$.

N_t	$S''(0)$	$-\theta'(0)$	$-f'(0)$
0.1	1.645268E-04	3.185953E-01	1.419499
0.2	1.337430E-07	3.052335E-01	1.416536
0.3	3.323112E-07	2.933325E-01	1.416866
0.4	3.482237E-05	2.817253E-01	1.421582
0.5	7.448123E-05	2.709439E-01	1.429226

Table 3. Effects of N_b on $S''(0)$, $-\theta'(0)$ and $-f'(0)$ for $N_r=0.5$, $N_t=0.1$ and $Le=10$.

N_b	$S''(0)$	$-\theta'(0)$	$-f'(0)$
0.1	-5.269319E-06	3.679768E-01	1.327454
0.2	5.612235E-05	3.433554E-01	1.393615
0.3	1.645268E-04	3.185953E-01	1.419499
0.4	-2.058221E-05	2.942436E-01	1.435464
0.5	1.521388E-04	2.724658E-01	1.447720

Table 4. Effects of Le on $S''(0)$, $-\theta'(0)$ and $-f'(0)$ for $N_b=0.3$, $N_r=0.5$, and $N_t=0.1$.

Le	$S''(0)$	$-\theta'(0)$	$-f'(0)$
1	9.363982E-05	2.782226E-01	2.825313E-01
10	1.645268E-04	3.185953E-01	1.419499
100	-2.860076E-04	3.123462E-01	4.712465
1000	-5.822286E-04	3.077888E-01	15.029030

Table 5. Effects of Le on $S''(0)$, $-\theta'(0)$ and $-f'(0)$ for $N_b=0$, $N_r=0$, and $N_t=0$.

Le	$S''(0)$	$-\theta'(0)$	$-f'(0)$
1	1.871019E-04	4.303957E-01	4.303957E-01
10	1.871019E-04	4.303957E-01	1.483679
100	1.871019E-04	4.303957E-01	4.732183
1000	1.871019E-04	4.303957E-01	14.978180

tion factor and surface mass transfer rates increase whereas the surface heat transfer rate decreases. Results from **Table 4** indicate that as Le increases, the heat and mass transfer rates increase. From **Table 5**, we observe that the nano fluids display drag reducing and heat and mass transfer rate reducing characteristics.

Figures 2-4 indicate that as N_r increases, the velocity decreases and the temperature and concentration increase. Similar effects are observed from **Figures 5-10** as N_t and N_b vary.

Figure 11 illustrates the variation of velocity within the boundary layer as Le increases. The velocity increases as Le increases. From **Figures 12 and 13**, we observe that as Le increases, the temperature and concentration within the boundary layer decrease and the thermal and concentration boundary layer thicknesses decrease.

The influence of nanoparticles on natural convection is modeled by accounting for Brownian motion and thermophoresis as well as non-isothermal boundary conditions. The thickness of the boundary layer for the mass fraction is smaller than the thermal boundary layer thickness for Large values of Lewis number Le . The contribution of N_t to heat and mass transfer does not depend on the value of Le . The Brownian motion and thermophoresis of nano particles increases the effective thermal conductivity of the nanofluid. Both Brownian diffusion and thermophoresis give rise to cross diffusion terms that are similar to the familiar Soret and Dufour cross diffusion terms that arise with a binary fluid discussed by Lakshmi Narayana *et al.* [15].

4. Concluding Remarks

In this paper, we presented a boundary layer analysis for

the natural convection past a non-isothermal vertical

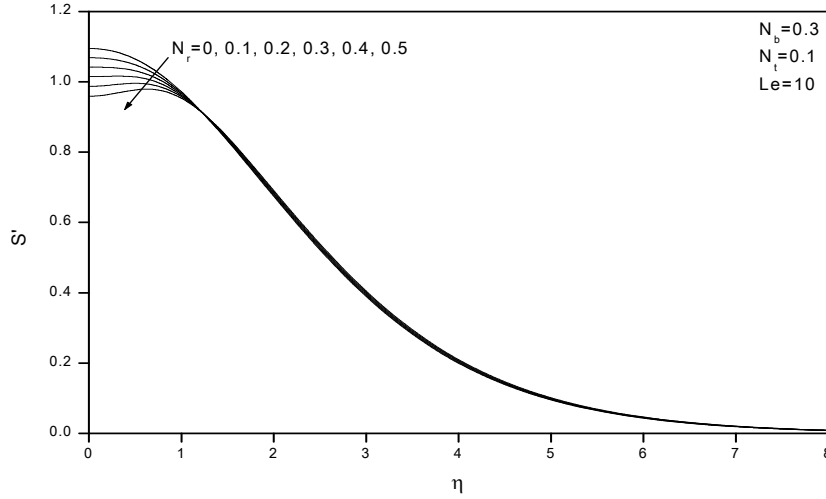


Figure 2. Effects of N_r on velocity profiles.

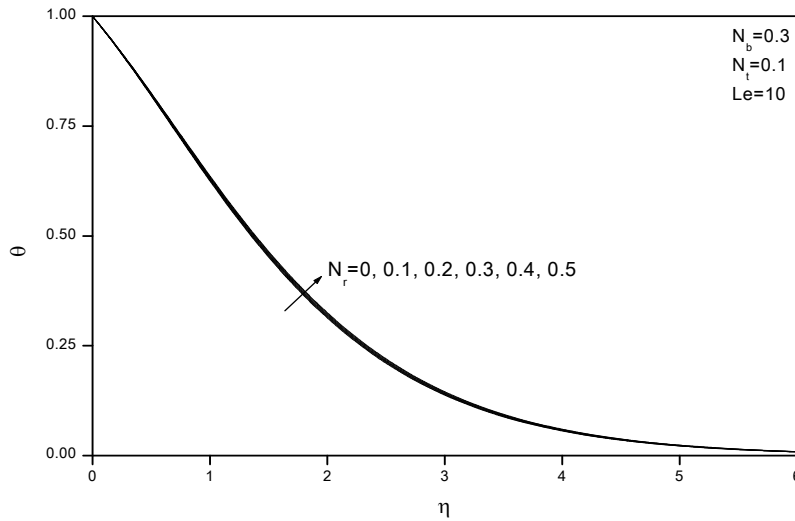


Figure 3. Effects of N_r on temperature profiles.

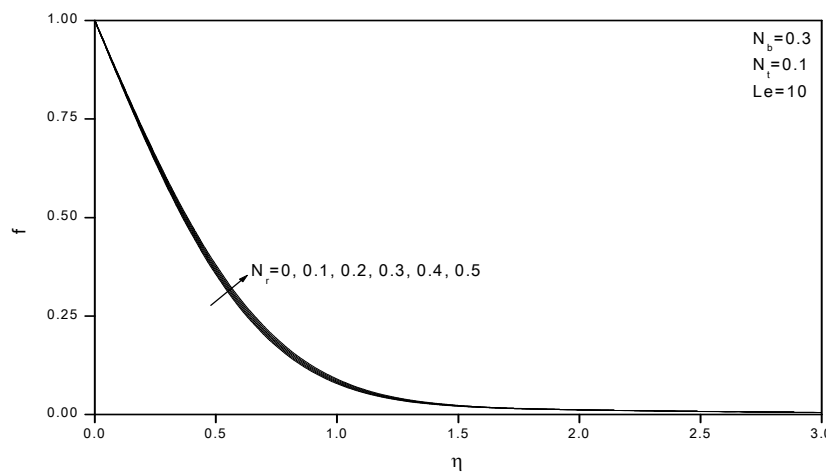


Figure 4. Effects of N_r on volume fraction profiles.

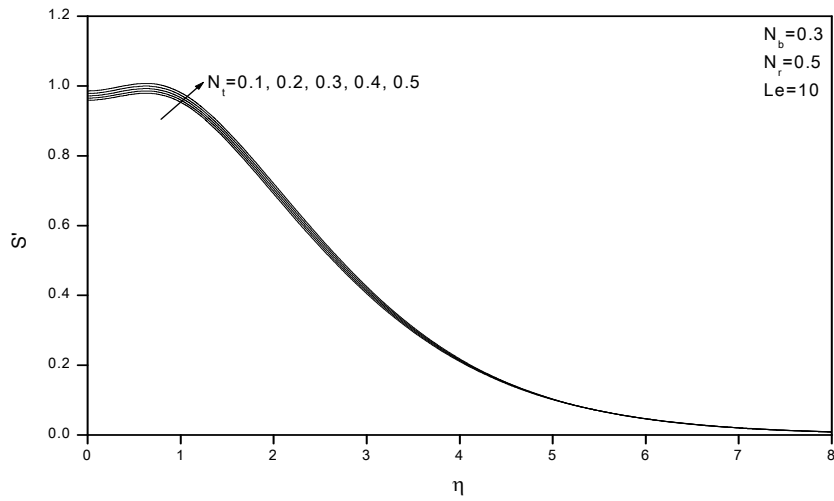


Figure 5. Effects of N_t on velocity profiles.

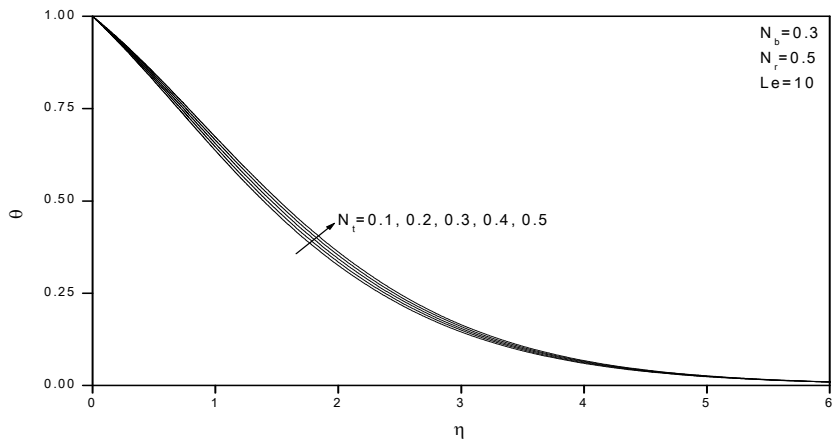


Figure 6. Effects of N_t on temperature profiles.

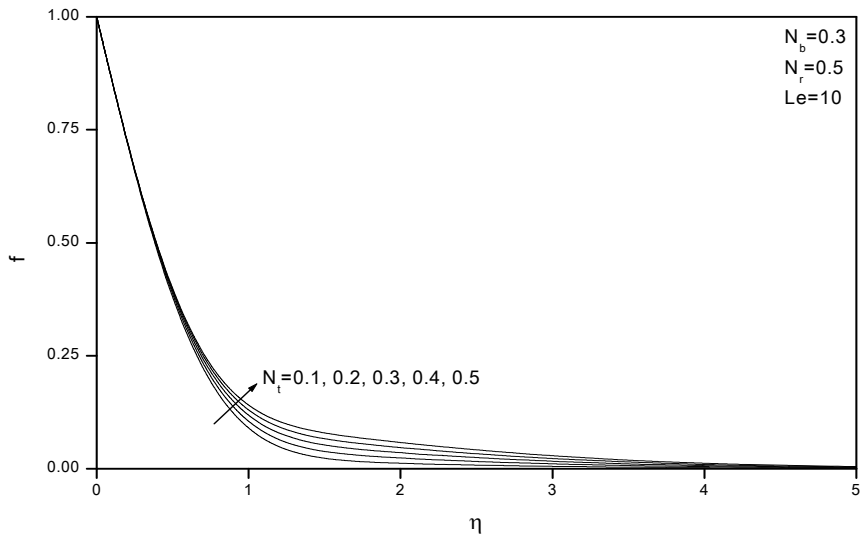


Figure 7. Effects of N_t on volume fraction profiles.

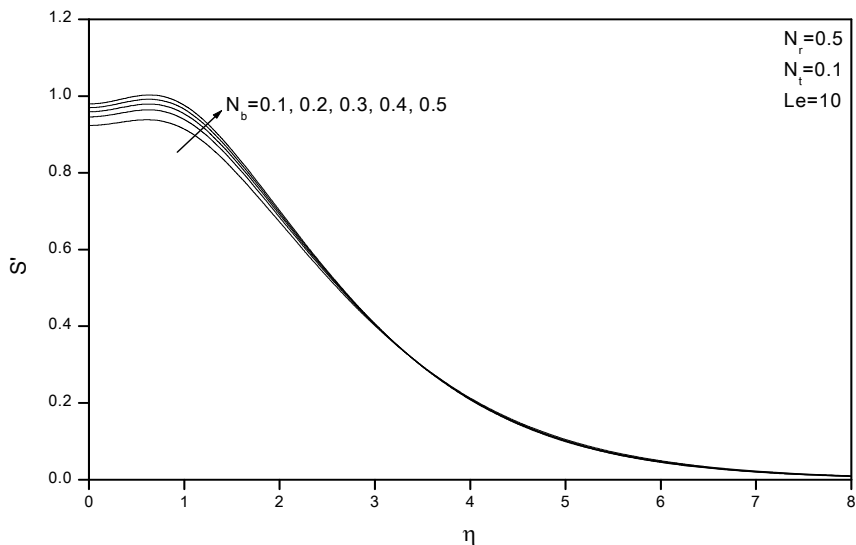


Figure 8. Effects of N_b on velocity profiles.

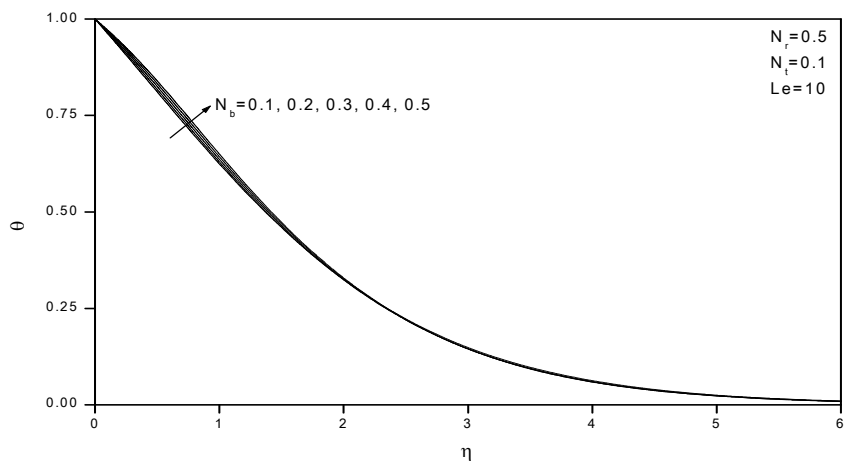


Figure 9. Effects of N_b on temperature profiles.

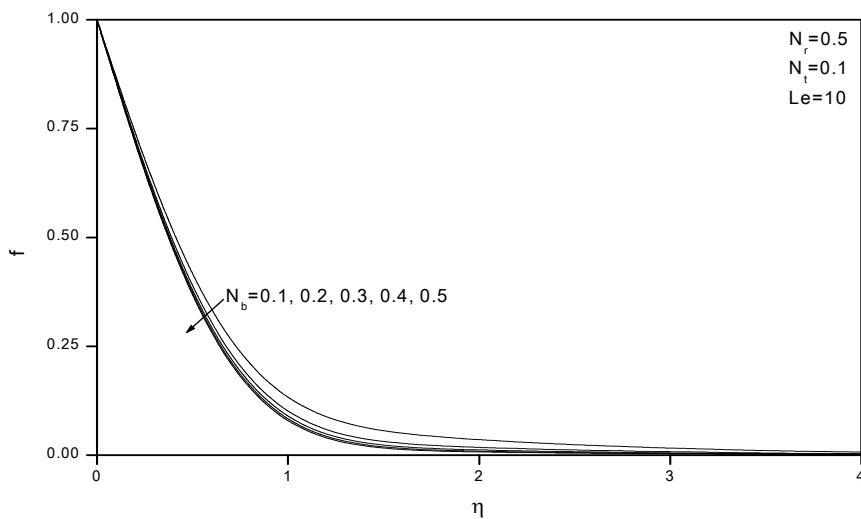


Figure 10. Effects of N_b on volume fraction profiles.

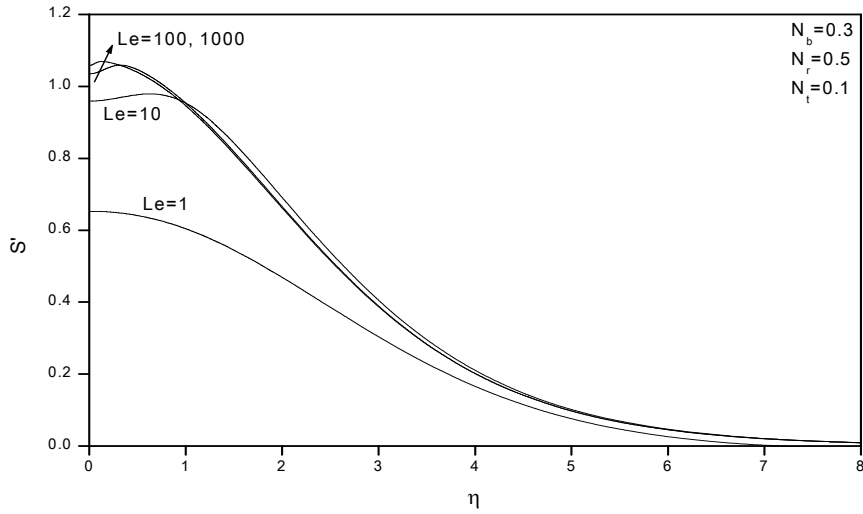


Figure 11. Effects of Le on velocity profiles.

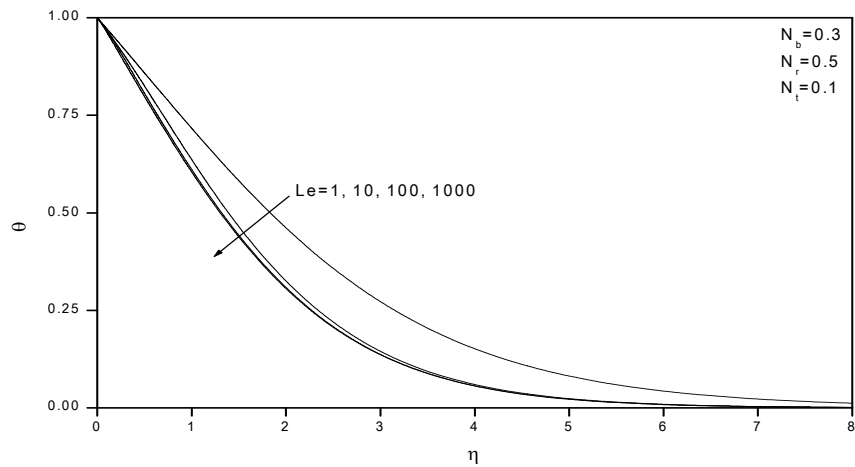


Figure 12. Effects of Le on temperature profiles.

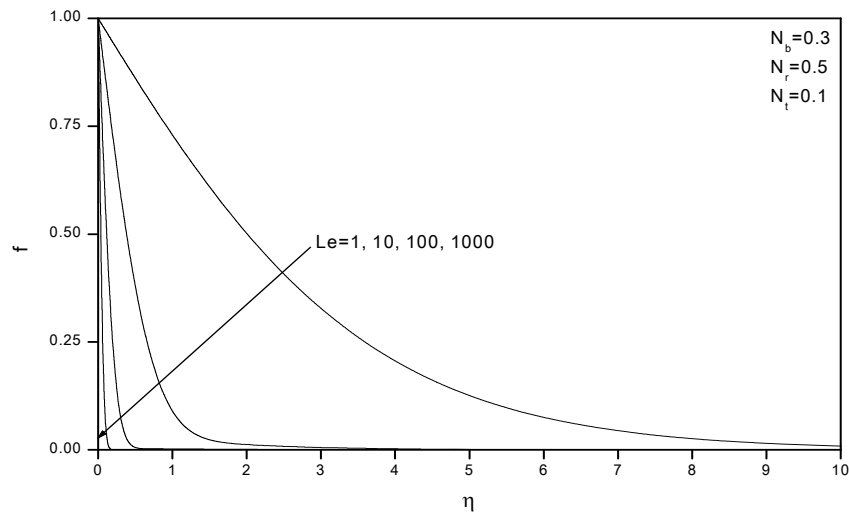


Figure 13. Effects of Le on volume fraction profiles.

plate in a porous medium saturated with a nano fluid. Numerical results for friction factor, surface heat transfer

rate and mass transfer rate have been presented for parametric variations of the buoyancy ratio parameter N_r ,

Brownian motion parameter N_b , thermophoresis parameter N_t and Lewis number Le . The results indicate that as N_r and N_t increase, the friction factor increases whereas the heat transfer rate (Nusselt number) and mass transfer rate (Sherwood number) decrease. As N_b increases, the friction factor and surface mass transfer rates increase whereas the surface heat transfer rate decreases. As Le increases, the heat and mass transfer rates increase. Nano fluids display drag reducing and heat and mass transfer rate reducing characteristics.

5. References

- [1] J. A. Eastman, S. U. S. Choi, S. Li, W. Yu and L. J. Thompson, "Anomalously Increased Effective Thermal Conductivities Containing Copper Nanoparticles," *Applied Physics Letters*, Vol. 78, No. 6, 2001, pp. 718-720.
- [2] S. U. S. Choi, Z. G. Zhang, W. Yu, F. E. Lockwood and E. A. Grulke, "Anomalous Thermal Conductivity Enhancement on Nanotube Suspensions," *Applied Physics Letters*, Vol. 79, No. 14, 2001, pp. 2252-2254.
- [3] H. E. Patel, S. K. Das, T. Sundararajan, A. Sreekumaran, B. George and T. Pradeep, "Thermal Conductivities of Naked and Monolayer Protected Metal Nanoparticle Based Nanofluids: Manifestation of Anomalous Enhancement and Chemical Effects," *Applied Physics Letters*, Vol. 14, No. 83, 2003, pp. 2931-2933.
- [4] S. M. You, J. H. Kim and K. H. Kim, "Effect of Nanoparticles on Critical Heat Flux of Water in Pool Boiling Heat Transfer," *Applied Physics Letters*, Vol. 83, No. 16, 2003, pp. 3374-3376.
- [5] P. Vassallo, R. Kumar and S. D'Amico, "Pool Boiling Heat Transfer Experiments in Silica-Water Nanofluids," *International Journal of Heat and Mass Transfer*, Vol. 47, No. 2, 2004, pp. 407-411.
- [6] P. Cheng and W. J. Minkowycz, "Free convection about a vertical flat plate embedded in a saturated porous medium with applications to heat transfer from a dike," *Journal of Geophysics Res.*, Vol. 82, 1977, pp. 2040-2044.
- [7] R. S. R. Gorla and R. Tornabene, "Free convection from a Vertical Plate With Nonuniform Surface Heat Flux and Embedded in a Porous Medium," *Transport in Porous Media Journal*, Vol. 3, 1988, pp. 95-106.
- [8] R. S. R. Gorla and A. Zinolabedini, "Free Convection From a Vertical Plate With Nonuniform Surface Temperature and Embedded in a Porous Medium," *Journal of Energy Resources Technology*, Vol. 109, 1987, pp. 26-30.
- [9] H. T. Chen and C. K. Chen, "Natural Convection of Non-Newtonian Fluids About a Horizontal Surface in a Porous Medium," *Journal of Energy Resources Technology*, Vol. 109, 1987, pp. 119-123.
- [10] K. N. Mehta and K. N. Rao, "Buoyancy-induced Flow of Non-Newtonian Fluids in a Porous Medium Past a Horizontal Plate With Nonuniform Surface Heat Flux," *International Journal of Engineering Science*, Vol. 32, 1994, pp. 297-302.
- [11] A. Nakayama and H. Koyama, "Buoyancy-induced Flow of Non-Newtonian Fluids Over a Non-Isothermal Body of Arbitrary Shape in a Fluid-Saturated Porous Medium," *Applied Scientific Research*, Vol. 48, 1991, pp. 55-70.
- [12] D. A. Nield and A. V. Kuznetsov, "The Cheng Minkowycz Problem for Natural Convective Boundary Layer Flow in a Porous Medium Saturated by a Nanofluid," *International Journal of Heat and Mass Transfer*, Vol. 52, 2009, pp. 5792-5795.
- [13] D. A. Nield and A. V. Kuznetsov, "Thermal Instability in a Porous Medium Layer Saturated by a Nanofluid," *International Journal of Heat and Mass Transfer*, Vol. 52, No. 25-26, 2009, pp. 5796-5801.
- [14] F. G. Blottner, "Finite-Difference Methods of Solution of the Boundary-Layer Equations," *Journal of AIAA*, Vol. 8, 1970, pp. 193-205.
- [15] P. A. L. Narayana, P. V. S. N. Murthy and R. S. R. Gorla, "Soret-driven thermosolutal convection induced by inclined thermal and solutal gradients in a shallow horizontal layer of a porous medium," *Journal of Fluid Mechanics*, Vol. 612, 2008, pp. 1-19.

Nomenclature

D_B	Brownian diffusion coefficient
D_T	thermophoretic diffusion coefficient
f	rescaled nano-particle volume fraction
g	gravitational acceleration vector
k_m	effective thermal conductivity of the porous medium
K	permeability of porous medium
Le	Lewis number
Nr	Buoyancy Ratio
Nb	Brownian motion parameter
Nt	thermophoresis parameter
Nu	Nusselt number
P	pressure
q''	wall heat flux
Ra_x	local Rayleigh number
Re	Reynolds number
S	dimensionless stream function
T	temperature
T_W	wall temperature of the vertical plate
T_∞	ambient temperature
U	reference velocity
u, v	Darcy velocity components
(x, y)	Cartesian coordinates

Greek Symbols:

α_m	thermal diffusivity of porous medium
β	volumetric expansion coefficient of fluid
ε	porosity
η	dimensionless distance
θ	dimensionless temperature
μ	viscosity of fluid
ρ_f	fluid density
ρ_p	nano-particle mass density
$(\rho c)_f$	heat capacity of the fluid
$(\rho c)_m$	effective heat capacity of porous medium
$(\rho c)_p$	effective heat capacity of nano-particle material
τ	parameter defined by equation (13)
φ	nano-particle volume fraction
φ_w	nano-particle volume fraction at the wall of the vertical plate
φ_∞	ambient nano-particle volume fraction
ψ	stream function