

Review article

Natural history, predictors and outcomes of depression after stroke: systematic review and meta-analysis

Luis Ayerbe, Salma Ayis, Charles D. A. Wolfe and Anthony G. Rudd

Background

Depression after stroke is a distressing problem that may be associated with other negative health outcomes.

Aims

To estimate the natural history, predictors and outcomes of depression after stroke.

Method

Studies published up to 31 August 2011 were searched and reviewed according to accepted criteria.

Results

Out of 13 558 references initially found, 50 studies were included. Prevalence of depression was 29% (95% CI 25–32), and remains stable up to 10 years after stroke, with a

cumulative incidence of 39–52% within 5 years of stroke. The rate of recovery from depression among patients depressed a few months after stroke ranged from 15 to 57% 1 year after stroke. Major predictors of depression are disability, depression pre-stroke, cognitive impairment, stroke severity and anxiety. Lower quality of life, mortality and disability are independent outcomes of depression after stroke.

Conclusion

Interventions for depression and its potential outcomes are required.

Declaration of interest

None.

The incidence, prevalence and predictors of depression after stroke, together with its associated outcomes, have been investigated in the past few decades. Previous reviews on this topic summarised the evidence available until 2000¹ and then again until 2004.^{2,3} More recently, Kouwenhoven *et al* reviewed prevalence, predictors and outcomes of depression within a month of stroke.⁴ However, the studies included in these reviews had important limitations such as small sample size, short follow-up and weak analyses. There are also no updated reviews of the long-term incidence, prevalence, predictors and outcomes of depression after stroke.

This systematic review and meta-analysis summarises the available evidence on incidence, prevalence, predictors and associated outcomes of depression after stroke, both in the short and long term.

Method

The Meta-analysis Of Observational Studies in Epidemiology (MOOSE) criteria⁵ were used to undertake this review and meta-analysis.

Observational studies reporting prevalence, incidence, cumulative incidence, duration, predictors or outcomes of depression after stroke were searched in the following databases: EMBASE (1947 – August 2011), MEDLINE (1948 – August 2011), PsycINFO (1806 – August 2011) and ISI Web of Science (1900 – August 2011). The search strategy is presented in the online supplement. Reference lists of all systematic reviews identified were hand-searched for relevant studies.^{1–4}

Only studies defining depression as a diagnosis made using DSM-IV⁶ criteria, a score above a cut-off point in a validated scale, or another validated method of diagnosis were included. There were no restrictions on the basis of language, sample size or duration of follow-up. Studies were excluded if they had any of the following: studies limited to specific clinical characteristics (e.g. strokes in specific locations, strokes of a specific subtype);

they were limited to specific patient characteristics (e.g. patients of a specific age group); studies of mixed populations (e.g. stroke and head injury) unless separate results for stroke patients were identified; convenience sampling; unstructured assessment of mood; mood reported only as a continuous variable (not categorising patients as depressed or not depressed); studies with retrospective recruitment; and studies using only univariate analyses.

In some cases, similarities between studies indicated the possibility of multiple publications from the same cohort. In the absence of explicit cross-referencing, we considered articles to be from the same cohort if there was evidence of overlapping recruitment sites, study dates and grant funding numbers, or there were similar reported patient characteristics in the studies. Where several articles reported results from the same population, data were taken from the publication with the longest follow-up. When more than one method of assessment for depression was used, the result of the assessment that was discussed more in-depth by the authors was included in the meta-analysis. When the prevalences of major and minor depression were reported separately, they were grouped as depression.

Studies of predictors of depression that were included used depression as a dependent variable in a statistical model where potential predictors were explanatory variables. Studies of outcomes of depression that were included used outcomes as a dependent variable in a model where depression was an explanatory variable. Studies using only univariate analysis were not included as their results could be highly confounded.⁷ For studies of predictors or outcomes, information was collected on all of the variables analysed as potential predictors, outcomes and confounders. Only studies reporting outcomes measured at a later time point than depression were included. Information was collected on all of the variables analysed as potential predictors, outcomes and confounders. The quality of studies was assessed according to accepted criteria presented in a previous systematic review.² Authors of studies were contacted when there were questions about whether papers met the inclusion criteria

and also to verify methods and results that may not have been reported.

Statistical methods

A meta-analysis was undertaken to obtain pooled estimates of the prevalence of depression. Studies were classified into four categories: acute phase (within 1 month of stroke); medium-term phase (1–6 months); long-term phase (6 months to 1 year); very long-term phase (more than 1 year after stroke). A second meta-analysis was conducted in which studies were classified as population, hospital or rehabilitation studies. For studies with follow-up assessments at more than one time point, only results from the last follow-up were included in the meta-analysis. This was done to obtain pooled estimates of prevalence in the long term after stroke avoiding the bias that would have been introduced by entering repeated estimates of the same study in the meta-analysis. However, data from measurements at all time points were also recorded and are presented in the following tables. Studies with time of follow-up reported as an interval (e.g. 1–24 months) were included in the category of the earliest time point as it was considered to be the least affected by drop out due to mortality. Categorisation of these studies according to their mid time point of follow-up was also attempted but the differences of the estimates using earliest time point and mid time point was found to be negligible. A funnel plot was used to investigate possible publication bias.

The number of studies reporting estimates of natural history of depression after stroke other than prevalence (e.g. incidence) was small. The assessments for depression had been conducted at different time points in each of these studies. Therefore, a meta-analysis to obtain pooled estimates of other measures of natural history was not conducted. Results presented by individual studies were reported separately.

Results

Fifty studies, published between 1983 and 2011, reporting incidence, prevalence, cumulative incidence, duration, predictors or associated outcomes of depression after stroke were included in this review (Fig. 1). In all of them the analyses were based on the result of assessments for depression conducted after stroke,

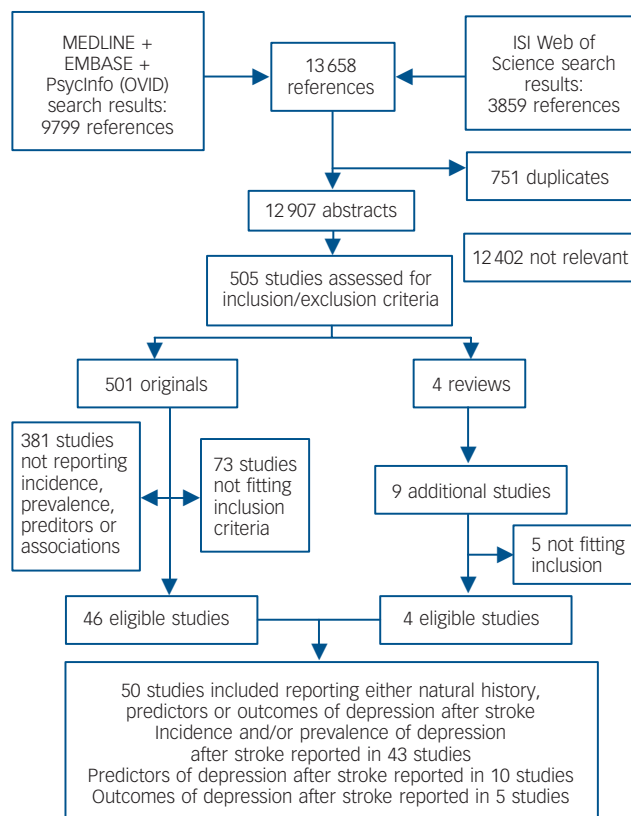


Fig. 1 Results of the literature search.^a

a. Many studies, together with prevalence of depression after stroke, reported either predictors or outcomes of depression after stroke.

not accounting for whether the onset of depression occurred before or after the stroke (Table 1, Table 2 and online Table DS1).

Natural history of depression after stroke

In total, 43 studies, including 20 293 patients, reported depression after stroke (Table DS1). Overall, 6 were population-based studies,^{8–13} 15 were hospital studies^{14–28} and 22 were rehabilitation studies.^{29–50} The number of patients assessed for depression in each study ranged from 14 to 13 999. Only nine

Table 1 The natural history of depression after stroke

	Time of the assessments	Cumulative incidence during the follow up, %	Proportion of patients recovering at follow-up	Patients with depression in all the assessments, %	Incident cases
Wade 1987 ¹²	3 weeks 6 months 1 year	48	15% by 1 year	17	5% at 6 months 10% at 1 year
House 1991 ¹⁰	1 month 6 months 1 year	39		7	
Aström 1993 ³⁰	Discharge 3 months 1 year 2 years 3 years		57% by 1 year 36% by 3 years	36	
Farner 2010 ³⁷	18 days 13 months		45% at 13 months		35% at 13 months
Ayerbe 2011 ⁵¹	3 months 1 year 3 years 5 years	52	50% at 1 year 54% at 3 years 55% at 5 years	6	15% at 1 year 20% at 3 years 20% at 5 years

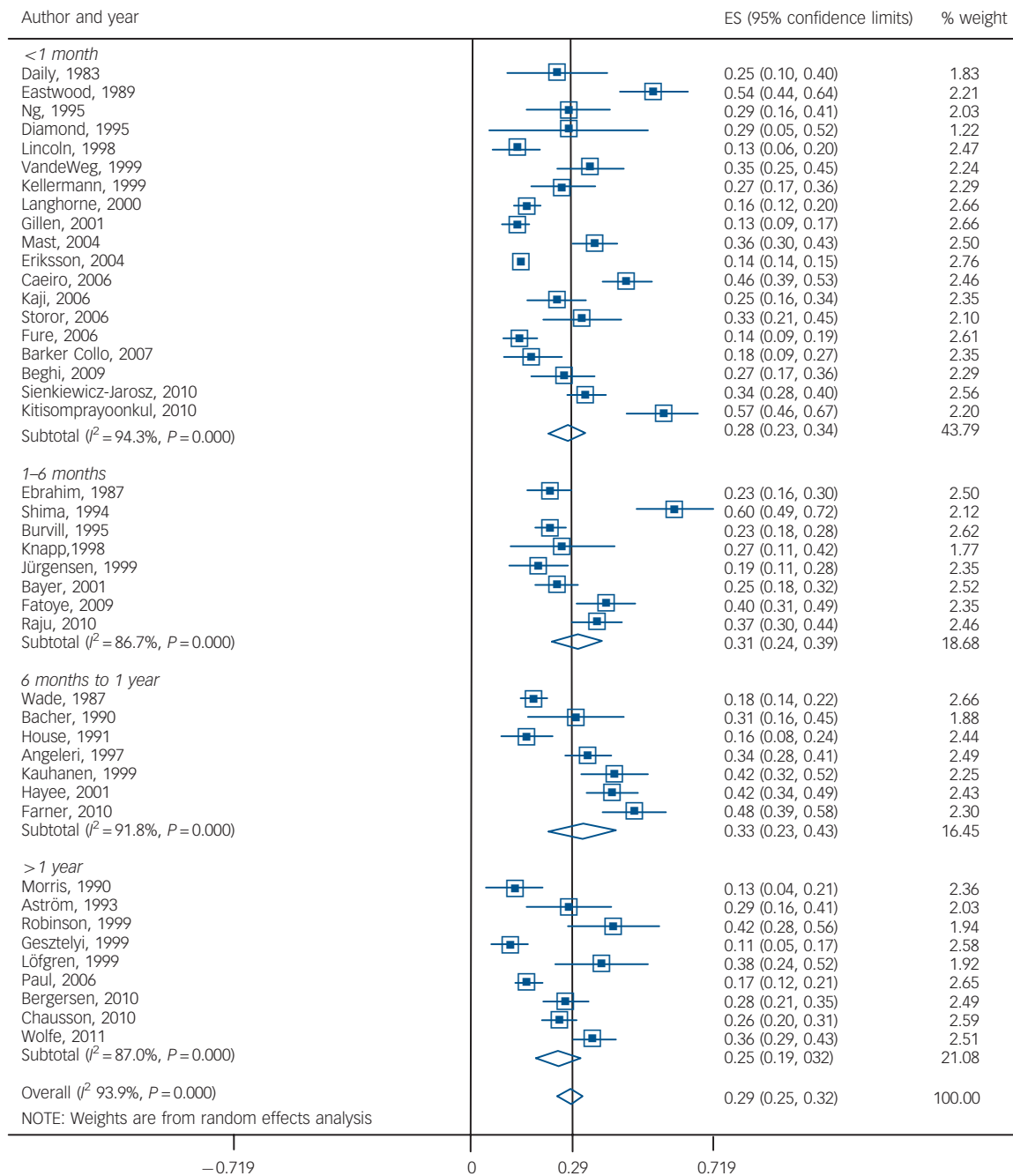


Fig. 2 Pooled prevalence of depression stratified by length of follow-up.

studies assessed more than 200 patients^{8,9,11–13,18,27,38,43} and only one study assessed more than 1000 patients.¹⁸

Across the 43 studies, 29 studies used validated scales, 12 studies used DSM criteria, and 2 studies used a validated question. Overall, 11 different methods were used to assess depression. The cut-off points for the same scale used to assess depression across different studies were not consistent.

Only 8 studies reported the prevalence of depression more than 1 year after stroke, and only 13 studies assessed patients at more than one time point.

The pooled prevalence of depression observed at any time point was 29% (95% CI 25–32), with a prevalence of 28% (95% CI 23–34) within a month of stroke, 31% (95% CI 24–39) at 1–6 months, 33% (95% CI 23–43) at 6 months to 1 year, and

25% (95% CI 19–32) at more than 1 year (Fig. 2). The pooled prevalence of depression at any time point in population studies was 22% (95% CI 17–28), in hospital studies 30% (95% CI 24–36), and 30% (95% CI 25–36) in rehabilitation studies (Fig. 3). The prevalence rates did not differ significantly over time or in studies of different settings. Heterogeneity was significant for all investigated categories. Studies with small sample sizes tended to report larger estimates of prevalence.

Five studies reported other measures of natural history of depression after stroke, including incidence, cumulative incidence and duration of depression (Table 1).^{10,12,30,37,51} Incidence in year 1 ranged from 10 to 15% in the two studies reporting it. Cumulative incidence ranged from 39 to 52% in three studies with follow-up periods between 1 and 5 years. Three studies reported

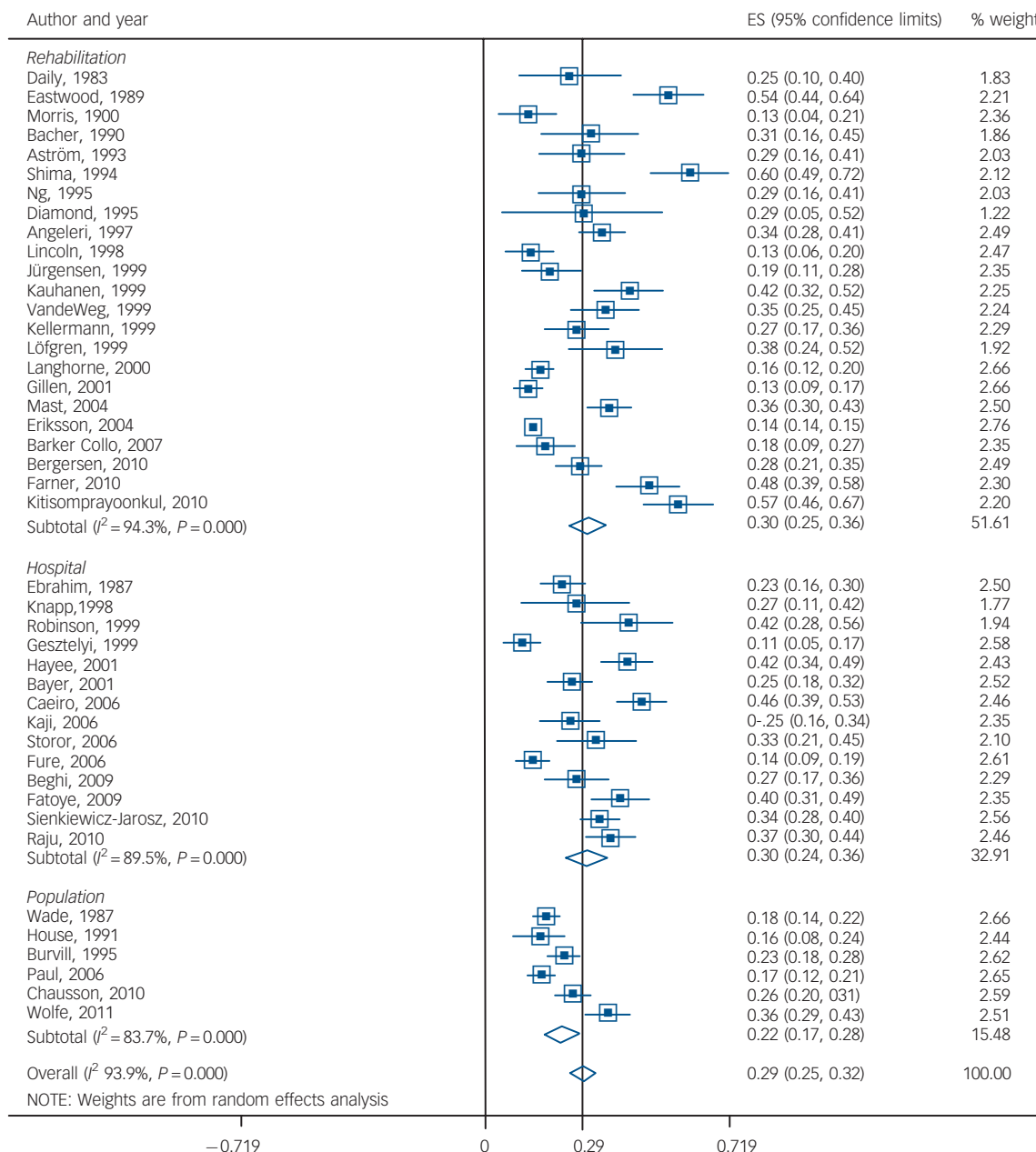


Fig. 3 Prevalence of depression stratified by study setting.

that 15–50% of patients with depression within 3 months of stroke had recovered 1 year later. The proportion of patients with depression in all the assessments ranged from 6% to 36% in four studies, with follow-up periods between 1 and 5 years. All the longitudinal studies presented a dynamic natural history, with new cases and recovery of depression occurring over time.^{10,12,30,37,51}

Predictors of depression after stroke

A total of 16045 patients were assessed in 10 studies reporting predictors of depression. The number of patients assessed for depression in each study ranged from 40 to 13 999. Seven studies assessed more than 100 patients,^{16,18,19,25,37,51,52} of which only two studies assessed more than 1000 patients.^{18,51} The quality assessment of these studies is presented in Table 2. Eight studies

were hospital based,^{15,16,18,19,25,28,52,53} one was a population-based study⁵¹ and one was a rehabilitation-based study.³⁷ Only four studies assessed the patients more than 1 year after stroke.^{25,37,51,53}

The assessments for depression were carried out using scales in seven studies, DSM criteria in two studies and a validated question in another study. The time of these assessments ranged from the acute phase to 5 years after stroke. Seven studies stated all the variables included in the models. Six studies did not report that potential confounders had been included in the models. In five studies, depression and its predictors had been measured at the same time, making the model less predictive. The odds ratio and 95% confidence intervals of the associations were not always presented.

Many different predictors were investigated across the ten studies (online Table DS2). Disability was investigated in five studies. Two studies reported disability at baseline as a predictor

Table 2 Studies of predictors of depression after stroke

Study setting	Patients first seen < 7 days of stroke	Time after stroke of depression assessment	Assessed, n	Age and gender included in the model	Variables included in models reported	Variables included as potential confounders	Events per variable ratio sufficient	Stepwise analysis	Collinearity/interaction accounted	Predictors measured before depression
Eriksson 2004 ¹⁸	Hospital	3 months	13 999	Yes	Yes	Yes	Yes	Yes	Yes	Yes
Morrison 2005 ⁵³	Hospital	3 years	40	Yes	Yes	Yes	Yes	Yes	Yes	Yes
Storor 2006 ²⁸	Hospital	Acute phase	61	Yes	Yes	Yes	Yes	Yes	Yes	Yes
Caeiro 2006 ¹⁶	Hospital	Acute phase	178	Yes	Yes	Yes	Yes	Yes	Yes	Yes
Beghi 2009 ¹⁵	Hospital	Acute phase	82	Yes	Yes	Yes	Yes	Yes	Yes	Yes
Fatoye 2009 ¹⁹	Hospital	1 month to 2 years	118	Yes	Yes	Yes	Yes	Yes	Yes	Yes
Sagen 2010 ⁵²	Hospital	Discharge and 4 months	150 and 104	Yes	Yes	Yes	Yes	Yes	Yes	Yes
Raju 2010 ²⁵	Hospital	1–3 years	162	Yes	Yes	Yes	Yes	Yes	Yes	Yes
Farner 2010 ³⁷	Rehabilitation	18 days and 3 months	108 and 108	Yes	Yes	Yes	Yes	Yes	Yes	Yes
Ayerbe 2011 ⁵¹	Population	3 months, 1 year, 3 years and 5 years	992, 1147, 1130 and 585	Yes	Yes	Yes	Yes	Yes	Yes	Yes

of depression.^{51,53} Another two studies reported disability to be associated with depression at follow-up.^{18,25} Finally, another study found that disability after stroke was not associated with depression.⁵² Medical history of psychiatric disorders was investigated in different ways in five studies: pre-stroke depression was reported as a predictor of depression after stroke in one study;¹⁶ another study reported pre-stroke treatment for depression as a predictor of depression post-stroke;⁵¹ and three studies investigated medical history of psychiatric disorders,^{15,19,28} two of which found a significant association with depression after stroke.^{19,28} Cognitive impairment after stroke predicted depression in two studies that investigated this association.^{19,51} In both of these, cognitive impairment had been defined with a score above a cut-off point in a scale, rather than with clinical assessment, so no details were given on whether the association was between depression and the executive domain or with other domains of cognitive function. Three studies reported stroke severity not to be associated with depression after stroke.^{15,25,53} However, a large population-based study reported independent measures of stroke severity such as the Glasgow Coma Scale, dysphagia and incontinence to be associated with depression.⁵¹ Another study reported hemiparesis to be associated with depression.¹⁹ Anxiety predicted depression in two studies^{52,53} and was associated with depression at follow-up in a third study.²⁵ Social isolation at follow-up was associated with depression in one study⁵¹ and another reported an association between living alone after stroke and depression.¹⁸ Age and gender did not predict depression in six out of the seven studies that investigated the associations. Other potential predictors that were investigated, including comorbidities, history of stroke, education, family type or neuroticism, are presented in Table DS2.

Outcomes of depression after stroke

Five studies reported health outcomes associated with depression after stroke (Table 3): three were hospital studies^{54–56} and two were rehabilitation studies.^{37,57} The number of patients assessed for outcomes ranged from 84 to 293. Depression was assessed between the acute phase and 3 months after stroke. Three studies reported outcomes observed more than a year after stroke.^{37,54,55} Only one study described the statistical model used in the analysis.⁵⁶ Disability was found to be an outcome of depression in one study with an odds ratio of 2.68 (95% CI 1.50 to 4.78).⁵⁶ Lower quality of life was found to be an outcome of depression in two studies that investigated this association. Both of them used linear regression. One of them reported a coefficient for quality of life of -0.52 (95% CI -0.70 to -0.33)⁵⁶ and the other presented separate coefficients for the physical domain (-1.8 , 95% CI -1.4 to -2.2), psychological domain (-26 , 95% CI -2.4 to -2.8), social domain (-1.2 , 95% CI -0.8 to -1.6) and environmental domain (-2.0 , 95% CI -1.6 to -2.4) of quality of life.⁵⁷ Higher mortality was found to be an outcome of depression in two of the three studies that investigated this association.^{54,55}

Discussion

Natural history of depression after stroke

Depression had a cumulative incidence of up to 52% within 5 years of stroke, with a pooled prevalence of 29% that remained stable in the first 10 years after stroke across different study settings. Studies assessing patients more than once suggested that most patients who have depression after stroke became depressed shortly after the acute event, a significant proportion of them recovered from depression in subsequent assessments, and new

Table 3 Outcomes of depression after stroke

	Setting	Time of depression assessment	N depressed/ N assessed	Time of outcome assessment	N patients with outcome/N patients assessed	Age and gender included in the models	Variables in the model reported	Potential confounders included	Ratio of events per variable sufficient	Associations of depression after stroke
Morris 1993 ⁵⁵	Hospital	1–3 weeks post-stroke	37/91	8–11 years	48/91	Logistic regression. Model not described				Mortality
Morris 1993 ⁵⁴	Hospital	2 months post-stroke	34/82	17 months after stroke	7/84	Logistic regression model not described		Yes	No	Mortality
Kwok 2006 ⁵⁷	Rehabilitation	3 months post-stroke	94/263	1 year	213 assessed	Multivariate logistic regression model not described				Quality of life
Wulsin 2008 ⁵⁶	Hospital	Acute phase	129/343	1 year	226 quality of life 293 modified Rankin Scale	Yes	Yes	Yes	Yes	Disability Quality of life
Farner 2010 ³⁷	Rehabilitation	18 days	60/108	13 months	126 alive (35 institutionalised)	37 dead	Logistic regression model not described			Institutionalisation. Mortality not associated

cases made the overall prevalence of depression stable. The natural history of depression more than 5 years after stroke remains unknown. Factors affecting the variation of the prevalence of depression reported by individual studies included the different methods used to diagnose depression, source of patient recruitment and the timing of assessment, together with the different study settings. Without greater methodological uniformity, it will remain difficult to determine whether heterogeneity in study findings is showing real differences in population characteristics or is simply an artefact caused by measurement bias and other errors. These estimates may still be inaccurate because of potential underreporting of abnormal mood, especially in patients with communication impairment³ and the possibility of overreporting depression by using screening questionnaires.

A previous systematic review published in 2005 reported that the prevalence of depression after stroke was stable across studies conducted at different time points and in different settings, with an overall prevalence of 33% (95% CI 29–36).³ This systematic review includes 15 new studies, with 7 studies conducted in Europe, 3 studies conducted in Oceania, 3 in Asia, 1 in the Caribbean and 1 in Africa. However, the prevalence observed in our study and the one previously reported³ are very similar, showing overlapping confidence intervals. Our results show the great stability of the prevalence of depression across studies assessing patients at different time points in different areas of the world.

Only one population-based study recruited controls to allow estimates of the relative risks of depression after stroke.¹⁰ The authors reported that the prevalence of depression in stroke survivors was twice that found in controls, although this difference was only significant at the 6-month follow-up assessment. Another robust examination of the relative risk of depression in stroke survivors was undertaken in the Framingham Study, which reported that significantly more stroke survivors had depression compared with controls who were matched for age and gender.⁵⁸

Predictors of depression after stroke

Disability after stroke and history of depression pre-stroke are predictors of depression after stroke that are most consistently reported, with four studies presenting a significant association. Other predictors were cognitive impairment, stroke severity, lack of social or family support, and anxiety. Depression pre-stroke and anxiety were not reported as predictors in a previous review.² Risk factors for depression not connected to stroke (e.g. genetic factors) may explain the strong association between depression before and after stroke. The associations between stroke severity and depression were not completely consistent. The association between stroke severity and disability may be a possible explanation for the inconsistent association between severity and depression observed in our study. Whether the association between stroke severity and depression is independent or partly or completely explained by the association between severity and disability remains unknown. The association observed in our review between depression and impaired cognition is complex as both can be cause or effect of each other and they also have common risk factors. Patients with cognitive impairment deserve special attention in any case, as their risk of depression may be increased and they may be unable to report their symptoms. No association was found between depression and other variables representing neurological damage, such as stroke subtype, lesion location or laterality of stroke. A previous systematic review of depression and stroke lesion location concluded that there was

no evidence suggesting that the risk of depression after stroke is affected by the location of the brain lesion.⁵⁹ The importance of neurological damage on depression after stroke appears to be limited to cognitive impairment and stroke severity. Other medical conditions did not predict depression after stroke. The results of this review suggest that depression after stroke is mostly associated with the experience and consequences of the stroke itself.

Predictors of depression after stroke observed in this review can be considered in clinical practice. Clinicians should pay particular attention to patients with disability and a history of depression, as the risk of depression after stroke seems to be higher in these groups. Patients with cognitive impairment, severe strokes, anxiety and living in isolation also deserve close monitoring and consideration for preventive interventions to reduce the risk of depression and improve stroke outcomes.

Outcomes of depression after stroke

The evidence on the outcomes of depression after stroke is still limited, with only five studies investigating this area. The very brief description of the statistical models reported in most studies makes it difficult to assess the validity of the results. Without information on all the variables included in the models, it is not possible to differentiate between outcomes of depression, and outcomes of stroke or all the other comorbidities that may come with this combination of disorders. Low quality of life^{54,56} and mortality^{54,56} were outcomes of depression identified most often. In an attempt to investigate the causal associations between depression and its outcomes, only studies where the outcomes had been assessed after depression have been included in this review. A previous systematic review reported many possible outcomes of depression after stroke, including higher disability rates, higher mortality, poor involvement in rehabilitation, longer hospital stay and poor cognitive function.¹ However, in that review, the authors included studies where depression and its potential outcomes had been assessed at the same time. This makes it difficult to know whether depression is actually a cause or a consequence of the variable investigated as a potential outcome.¹ We found weak evidence or none at all that other variables apart from disability, lower quality of life and mortality may be outcomes of depression in stroke patients.

Strengths and limitations

The comprehensive search and critical assessment of studies of unselected stroke patients conducted in this review allows estimation of the natural history of predictors and outcomes of depression after stroke obtained with a large number of patients. The funnel plot showed that some studies with smaller samples reported prevalence estimates that were larger than average, while no studies reported prevalence under 10% (online Fig. DS1). Although this could be interpreted as publication bias, it could nonetheless be interpreted as a genuine prevalence of depression which is not less than 10%. The diversity of the methods used across studies may have an effect on the external validity of each individual one. In this review, this effect was minimised by conducting a comprehensive search, and the categorisation of studies by setting and length of follow-up. The summary of results of individual studies provides estimates that can be used in clinical practice and in the development of further research.

Although the guidelines for reporting meta-analyses of observational studies were used as a reference,⁵ this review does have several limitations. Only one person extracted most of the data (L.A.). Even so, all data were checked for accuracy on

multiple occasions and all analyses were conducted several times and checked by a senior statistician (S.A.). Finally, it is possible that some 'multiple publications' have been miscoded or missed altogether. Particular attention was paid to addressing this source of publication bias, because the lack of cross-referencing of data from some cohorts has served to mislead the research community, specifically in the area of depression after stroke.

Clinical and research implications

Depression after stroke requires periodic clinical attention in the long term that should focus on patients at highest risk. The natural history, predictors and outcomes of depression after stroke require further research. This should ideally be conducted in population-based studies of large sample sizes and long follow-up. Studies investigating, in the long term, incidence and prevalence of depression at different time points, the time of depression onset and recovery, and recurrence patterns, are needed. Adherence of future studies of predictors to standard methods accepted for prognostic models⁷ in stroke cohorts is required to make results easy to interpret and applicable in clinical practice. The identification of predictors of depression after stroke would help clinicians to identify patients at higher risk of this problem, a much needed focus for clinical trials of preventive interventions for post-stroke depression. Finally, in order to understand the impact of depression specifically in stroke patients, the association between depression after stroke and other health outcomes should be investigated further.

Luis Ayerbe, MSc, **Salma Ayis**, PhD, Division of Health and Social Care Research, King's College London; **Charles D. A. Wolfe**, FFPH, Division of Health and Social Care Research, King's College London, and National Institute for Health Research (NIHR) Biomedical Research Centre, Guy's and St Thomas' NHS Foundation Trust, London; **Anthony G. Rudd**, FRCP, Division of Health and Social Care Research, King's College London, and Stroke Unit, Guy's and St Thomas' NHS Foundation Trust, St Thomas' Hospital, London, UK

Correspondence: Luis Ayerbe, 7th Floor, Capital House, 42 Weston Street, London SE1 3QD, UK. Email: luis.ayerbe_garcia-mozon@kcl.ac.uk

First received 14 Dec 2011, final revision 21 Jun 2012, accepted 5 Jul 2012

Funding

The study was funded by Guy's and St Thomas' Hospital Charity, The Stroke Association, Department of Health HQIP grant, UK, National Institute for Health Research (NIHR) Programme Grant (RP-PG-0407-10184). The authors (C.D.A.W.) acknowledge financial support from the Department of Health via the NIHR Biomedical Research Centre award to Guy's & St Thomas' NHS Foundation Trust in partnership with King's College London. C.D.A.W. is an NIHR Senior Investigator. This article presents independent research commissioned by the NIHR under its Programme Grants for Applied Research funding scheme (RP-PG-0407-10184). The views expressed in this article are those of the authors and not necessarily those of the NHS, the NIHR or the Department of Health.

References

- 1 Turner-Stokes L, Hassan N. Depression after stroke: a review of the evidence base to inform the development of an integrated care pathway. Part 1: Diagnosis, frequency and impact. *Clin Rehabil* 2002; **16**: 231–47.
- 2 Hackett ML, Anderson CS. Predictors of depression after stroke: a systematic review of observational studies. *Stroke* 2005; **36**: 2296–301.
- 3 Hackett ML, Yapa C, Parag V, Anderson CS. Frequency of depression after stroke: a systematic review of observational studies. *Stroke* 2005; **36**: 1330–40.
- 4 Kouwenhoven SE, Kirkevold M, Engedal K, Kim HS. Depression in acute stroke: prevalence, dominant symptoms and associated factors. A systematic literature review. *Disabil Rehabil* 2011; **33**: 539–56.
- 5 Stroup DF, Berlin JA, Morton SC, Olkin I, Williamson GD, Rennie D, et al. Meta-analysis of observational studies in epidemiology: a proposal for reporting. Meta-analysis Of Observational Studies in Epidemiology (MOOSE) group. *JAMA* 2000; **283**: 2008–12.

- 6 American Psychiatric Association. *Diagnostic and Statistical Manual of Mental Disorders (4th edn) (DSM-IV)*. APA, 1994.
- 7 Counsell C, Dennis M. Systematic review of prognostic models in patients with acute stroke. *Cerebrovasc Dis* 2001; **12**: 159–70.
- 8 Burvill PW, Johnson GA, Jamrozik KD, Anderson CS, Stewart-Wynne EG, Chakera TM. Prevalence of depression after stroke: the Perth Community Stroke Study. *Br J Psychiatry* 1995; **166**: 320–7.
- 9 Chausson N, Olindo S, Cabre P, Saint-Vil M, Smadja D. Five-year outcome of a stroke cohort in Martinique, French West Indies. Etude Realisee en Martinique et Centre sur l'Incidence des Accidents vasculaires cerebraux, Part 2. *Stroke* 2010; **41**: 594–9.
- 10 House A, Dennis M, Mogridge L, Warlow C, Hawton K, Jones L. Mood disorders in the year after first stroke. *Br J Psychiatry* 1991; **158**: 83–92.
- 11 Paul SL, Dewey HM, Sturm JW, Macdonnell RAL, Thrift AG. Prevalence of depression and use of antidepressant medication at 5–years poststroke in the north east Melbourne stroke incidence study. *Stroke* 2006; **37**: 2854–55.
- 12 Wade DT, Legh-Smith J, Hewer RA. Depressed mood after stroke. A community study of its frequency. *Br J Psychiatry* 1987; **151**: 200–5.
- 13 Wolfe CD, Crichton SL, Heuschmann PU, McKeivitt CJ, Toschke AM, Grieve AP, et al. Estimates of outcomes up to ten years after stroke: analysis from the prospective South London stroke register. *PLoS Med* 2011; **8**: e1001033.
- 14 Bayer R. Frequency and clinical determinants of major post stroke depression in Jordan. *Qatar Med J* 2001; **10**: 47–50.
- 15 Beghi M, Cornaggia CM, Di Giacomo E, Primati C, Clerici M. Stroke and psychiatric disorders. *Riv Psichiatri* 2009; **44**: 55–63.
- 16 Caeiro L, Ferro JM, Santos CO, Figueira ML. Depression in acute stroke. *J Psychiatry Neurosci* 2006; **31**: 377–83.
- 17 Ebrahim S, Barer D, Nouri F. Affective illness after stroke. *Br J Psychiatry* 1987; **151**: 52–6.
- 18 Eriksson M, Asplund K, Glader EL, Norrving B, Stegmayr B, Terent A, et al. Self-reported depression and use of antidepressants after stroke: a national survey. *Stroke* 2004; **35**: 936–41.
- 19 Fatoye FO, Mosaku SK, Komolafe MA, Egunranti BA, Adebayo RA, Komolafe EO, et al. Depressive symptoms and associated factors following cerebrovascular accident among Nigerians. *J Ment Health* 2009; **18**: 224–32.
- 20 Fure B, Wyller TB, Engedal K, Thommessen B. Emotional symptoms in acute ischemic stroke. *Int J Geriatr Psychiatry* 2006; **21**: 382–7.
- 21 Gesztelyi R, Fekete I, Kellermann M, Csiba L, Bereczki D. Screening for depressive symptoms among post-stroke outpatients in Eastern Hungary. *J Geriatr Psychiatry Neurol* 1999; **12**: 194–9.
- 22 Hayee MA, Akhtar N, Haque A, Rabbani MG. Depression after stroke – analysis of 297 stroke patients. *Bangladesh Med Res Counc Bull* 2001; **27**: 96–102.
- 23 Kaji Y, Hirata K, Ebata A. Characteristics of poststroke depression in Japanese patients. *Neuropsychobiology* 2006; **53**: 148–52.
- 24 Knapp P, Hewison J. The protective effects of social support against mood disorder after stroke. *Psychol Health Med* 1998; **3**: 275–83.
- 25 Raju RS, Sarma PS, Pandian JD. Psychosocial problems, quality of life, and functional independence among Indian stroke survivors. *Stroke* 2010; **41**: 2932–7.
- 26 Robinson RG, Murata Y, Shimoda K. Dimensions of social impairment and their effect on depression and recovery following stroke. *Int Psychogeriatr* 1999; **11**: 375–84.
- 27 Sienkiewicz-Jarosz H, Milewska D, Bochynska A, Chelminiak A, Dworek N, Kasprzyk K, et al. Predictors of depressive symptoms in patients with stroke: a three-month follow-up. *Neurol Neurochir Pol* 2010; **44**: 13–20.
- 28 Storor DL, Byrne GJ. Pre-morbid personality and depression following stroke. *Int Psychogeriatr* 2006; **18**: 457–69.
- 29 Angeleri F, Angeleri VA, Foschi N, Giaquinto S, Nolfi G, Saginario A, et al. Depression after stroke: an investigation through catamnesis. *J Clin Psychiatry* 1997; **58**: 261–5.
- 30 Astrom M, Adolfsson R, Asplund K. Major depression in stroke patients. A 3-year longitudinal study. *Stroke* 1993; **24**: 976–82.
- 31 Bacher Y, Korner-Bitensky N, Mayo N, Becker R, et al. A longitudinal study of depression among stroke patients participating in a rehabilitation program. *Can J Rehabil* 1990; **4**: 27–37.
- 32 Barker-Collo SL. Depression and anxiety 3 months post stroke: prevalence and correlates. *Arch Clin Neuropsychol* 2007; **22**: 519–31.
- 33 Bergersen H, Frosli KF, Sunnerhagen KS, Schanke AK. Anxiety, depression, and psychological well-being 2 to 5 years poststroke. *J Stroke Cerebrovasc Dis* 2010; **19**: 364–69.
- 34 Daily R. The assessment of depressed mood following stroke. *Arch Phys Med Rehab* 1983; **64**: 519.
- 35 Diamond PT, Holroyd S, Macciocchi SN, Felsenthal G. Prevalence of depression and outcome on the geriatric rehabilitation unit. *Am J Phys Med Rehabil* 1995; **74**: 214–7.
- 36 Eastwood MR, Rifat SL, Nobbs H, Ruderman J. Mood disorder following cerebrovascular accident. *Br J Psychiatry* 1989; **154**: 195–200.
- 37 Farner L, Wagle J, Engedal K, Flekkoy KM, Wyller TB, Fure B. Depressive symptoms in stroke patients: a 13 month follow-up study of patients referred to a rehabilitation unit. *J Affect Disord* 2010; **127**: 211–8.
- 38 Gillen R, Tennen H, McKee TE, Gernert-Dott P, Affleck G. Depressive symptoms and history of depression predict rehabilitation efficiency in stroke patients. *Arch Phys Med Rehabil* 2001; **82**: 1645–9.
- 39 Jürgensen F, Meins W, Meier HP. Depression after stroke: prevalence, functional outcome and recovery six month after discharge from a geriatric rehabilitation center. *Zeitschrift Gerontol Geriatr* 1999; **32**: 251.
- 40 Kauhanen M, Korpelainen JT, Hiltunen P, Brusin E, Mononen H, Maatta R, et al. Poststroke depression correlates with cognitive impairment and neurological deficits. *Stroke* 1999; **30**: 1875–80.
- 41 Kellermann M. Screening for depressive symptoms in the acute phase of stroke. *Gen Hosp Psychiatry* 1999; **21**: 116–21.
- 42 Kitisomprayoonkul W, Sungkapo P, Taveemanoon S, Chaiwanichsiri D. Medical complications during inpatient stroke rehabilitation in Thailand: a prospective study. *J Med Assoc Thai* 2010; **93**: 594–600.
- 43 Langhorne P, Stott DJ, Robertson L, MacDonald J, Jones L, McAlpine C, et al. Medical complications after stroke: a multicenter study. *Stroke* 2000; **31**: 1223–9.
- 44 Lincoln NB, Gladman JR, Berman P, Luther A, Challen K. Rehabilitation needs of community stroke patients. *Disabil Rehabil* 1998; **20**: 457–63.
- 45 Lofgren B, Gustafson Y, Nyberg L. Psychological well-being 3 years after severe stroke. *Stroke* 1999; **30**: 567–72.
- 46 Mast BT, MacNeill SE, Lichtenberg PA. Post-stroke and clinically-defined vascular depression in geriatric rehabilitation patients. *Am J Geriatr Psychiatry* 2004; **12**: 84–92.
- 47 Morris PL, Robinson RG, Raphael B. Prevalence and course of depressive disorders in hospitalized stroke patients. *Int J Psychiatry Med* 1990; **20**: 349–64.
- 48 Ng KC, Chan KL, Straughan PT. A study of post-stroke depression in a rehabilitative center. *Acta Psychiatr Scand* 1995; **92**: 75–9.
- 49 Shima S, Kitagawa Y, Kitamura T, Fujinawa A, Watanabe Y. Poststroke depression. *Gen Hosp Psychiatry* 1994; **16**: 286–9.
- 50 Van de Weg FB, Kuik DJ, Lankhorst GJ. Post-stroke depression and functional outcome: a cohort study investigating the influence of depression on functional recovery from stroke. *Clin Rehabil* 1999; **13**: 268–72.
- 51 Ayerbe L, Ayis S, Rudd AG, Heuschmann PU, Wolfe CD. Natural history, predictors, and associations of depression 5 years after stroke: the South London Stroke Register. *Stroke* 2011; **42**: 1907–11.
- 52 Sagen U, Finset A, Moum T, Morland T, Vik TG, Nagy T, et al. Early detection of patients at risk for anxiety, depression and apathy after stroke. *Gen Hosp Psychiatry* 2010; **32**: 80–5.
- 53 Morrison V, Pollard B, Johnston M, MacWalter R. Anxiety and depression 3 years following stroke: demographic, clinical, and psychological predictors. *J Psychosom Res* 2005; **59**: 209–13.
- 54 Morris PL, Robinson RG, Samuels J. Depression, introversion and mortality following stroke. *Aust N Z J Psychiatry* 1993; **27**: 443–9.
- 55 Morris PL, Robinson RG, Andrzejewski P, Samuels J, Price TR. Association of depression with 10-year poststroke mortality. *Am J Psychiatry* 1993; **150**: 124–9.
- 56 Wulsin L, Alwell K, Moomaw CJ, Lindsell CJ, Kleindorfer D, Flaherty ML, et al. Lifetime depression and post-stroke depressive symptoms as predictors of stroke outcomes at 12 months. *Stroke* 2008; **39**: 281.
- 57 Kwok T, Lo RS, Wong E, Wai-Kwong T, Mok V, Kai-Sing W. Quality of life of stroke survivors: a 1-year follow-up study. *Arch Phys Med Rehabil* 2006; **87**: 1177–82.
- 58 Kase CS, Wolf PA, Kelly-Hayes M, Kannel WB, Beiser A, D'Agostino RB. Intellectual decline after stroke: the Framingham Study. *Stroke* 1998; **29**: 805–12.
- 59 Carson AJ, MacHale S, Allen K, Lawrie SM, Dennis M, House A, et al. Depression after stroke and lesion location: a systematic review. *Lancet* 2000; **356**: 122–6.

