

UC Davis

UC Davis Previously Published Works

Title

Network Dynamics and the Evolution of International Cooperation

Permalink

<https://escholarship.org/uc/item/50g024jd>

Journal

AMERICAN POLITICAL SCIENCE REVIEW, 107(4)

ISSN

0003-0554

Author

Kinne, Brandon J

Publication Date

2013

DOI

10.1017/S0003055413000440

Peer reviewed

Network Dynamics and the Evolution of International Cooperation*

Brandon J Kinne

Assistant Professor of Political Science
School of Economic, Political, and Policy Sciences
The University of Texas at Dallas

May 30, 2013

Forthcoming at *The American Political Science Review*

Contact:

Brandon J Kinne
School of Economic, Political, and Policy Sciences
The University of Texas at Dallas
800 West Campbell Road, GR31
Richardson, TX 75080

Email: brandon.kinne@utdallas.edu
Web: <http://www.utdallas.edu/~bxk09100>
Phone: 972-883-4957
Fax: 972-883-6571

Abstract

Cooperation helps states realize mutual gains, but mistrust and disagreements over institutional design inhibit cooperation. This article develops a network explanation for how states achieve cooperation in the face of persistent coordination and collaboration problems. The analysis focuses on bilateral cooperation agreements, a vast body of treaties spanning multiple issue areas. Bilateral agreements constitute an evolving network of cooperative ties. This network defines the strategic environment in which states bargain over new agreements, endogenously influencing subsequent bilateral endeavors by revealing strategically valuable information about states' trustworthiness and preferences over institutional design, while also generating externalities that incentivize bilateral partnerships. Inferential network analysis shows that states are more likely to create bilateral agreements if they (1) share agreements with common third parties, (2) accede to more agreements in general, and/or (3) share important exogenous characteristics with current bilateral partners. These network dynamics drive bilateral cooperation in everything from commodities to cultural exchange to fisheries.

*For comments and advice, I thank Clint Peinhardt, Todd Sandler, Brian Berry, Paul Poast, participants at the 5th Annual Political Networks Conference in Boulder, CO, and three anonymous reviewers. I especially thank the APSR editors for exceptional guidance in revising the manuscript. Bruce Russett, Nikolay Marinov, Alex Mintz, participants at the Yale International Relations Workshop, and audiences at The University of Iowa, Texas Tech University, and The University of Texas at Dallas provided invaluable feedback on early iterations of this project. I also thank Skyler Cranmer for generously sharing replication files. Any errors or oversights are my own. Replication materials and supporting information are available at <http://dvn.iq.harvard.edu/dvn/dv/bkinne>.

States cooperate in order to remedy shared problems and achieve common goals (Abbott and Snidal 2000). Yet, as Dai and Snidal (2010) parsimoniously observe, “cooperation is not easy.” Even when states hold similar preferences, cooperative efforts may fall victim to fears of noncompliance or disagreements over distribution of benefits (Stein 1982). This article introduces a hitherto ignored explanation for how states achieve cooperation in the face of these coordination and collaboration dilemmas. I argue that efforts at cooperation depend, in part, on existing structures of cooperation in the international system. States do not bargain over agreements in a vacuum but are embedded within a larger context of cooperative relationships. This context conditions the costs and benefits of subsequent cooperative endeavors, such that the probability of cooperation for any given pair of states is endogenous to the third-party ties those states have already established. Put differently, international cooperation is governed by endogenous network influences; the creation of international agreements and institutions directly affects the cooperative efforts of others. Scholars of international relations (IR) have long recognized the role of endogeneity in international cooperation (e.g., Axelrod 1984), and some have explicitly analogized the international system to a complex network (e.g., Deutsch et al. 1957). Yet, these intuitions have rarely been given precise theoretical formulation or subjected to rigorous empirical analysis. This article conducts a formal analysis of the network determinants of international cooperation.

The analysis focuses on bilateral cooperation agreements—a vast body of international treaties covering such issue areas as trade, culture, security, and the environment. Bilateral agreements outnumber their multilateral counterparts by nearly ten to one (Rohn 1984). Yet, aside from a few high-profile issues, they receive scant scholarly attention.¹ This oversight is unfortunate; given their ubiquity, bilateral agreements promise valuable insights into the dynamics of international cooperation. In theorizing international cooperation, I adopt the rationalist assumption that states select bilateral partners so as to maximize the benefits of cooperation while minimizing risks (Dai and Snidal 2010). When creating new agreements, prospective partners necessarily consider an array of exogenous political, economic, geographic, and other factors. But they must also consider one another’s agreements with third parties. These third-party ties matter for two reasons. First, they provide information about states’ trustworthiness and reliability as cooperative partners, and

¹Trade and investment treaties receive perhaps the most attention. Garriga (2009) is a recent notable exception.

about their preferences over different distributions of gains. Second, they affect the rewards of cooperation by generating issue-specific externalities and by allowing states to build durable reference groups or “clubs” of partners. In short, third-party ties reduce the risks and increase the gains of cooperation. Bilateral agreements endogenously influence the creation of new bilateral agreements precisely because states wish to avoid the coordination and collaboration problems that have historically plagued cooperative endeavors. A central implication of this argument is that endogenous influences are not merely statistical nuisances—as they are often treated—but are in fact substantively meaningful phenomena. Further, the analysis shows that the causal mechanisms driving this endogeneity are not limited to specific categories of agreement but are generalizable across issue areas, wherever coordination and collaboration problems persist.

Empirically, I treat bilateral agreements as an evolving social network that defines the strategic environment in which states interact (cf. Lake and Powell 1999). The formation of new agreements creates new network ties and changes the structure of the network accordingly. This changing structure subsequently impacts state-level decisions to commit to new agreements. The micro-level actions of states and the macro-level structure of the network are thus inextricably linked. Synthesizing network concepts and cooperation theory, I develop three testable hypotheses. States are most likely to form bilateral cooperation agreements with countries that (1) share agreements with their existing partners, (2) are more active overall in acceding to bilateral agreements, and/or (3) share political, economic, or geographic characteristics with their existing bilateral partners.

I employ network methodologies to model bilateral agreements across economic, military, cultural, and environmental issue areas. Bilateral agreements offer a valuable test of the argument because they are nominally limited to only two members and should, in principle, be self contained. The empirical evidence shows not only that bilateral agreements exercise substantial influence beyond their member states, but that a common set of network dynamics drives bilateral cooperation in everything from commodities to cultural exchange to fisheries. The paper proceeds in five sections. First, I discuss existing work on international cooperation and clarify the network aspects of bilateral agreements. Second, drawing on the logic of coordination and collaboration, I develop a network theory of bilateral cooperation. Third, I discuss data on bilateral agreements and outline the statistical model. Fourth, I present empirical results. The fifth section concludes. An extensive supporting information addendum (SI) provides in-depth discussion of data and methods.

1 International Cooperation and Bilateral Networks

According to international cooperation theory, states “use international institutions to further their own goals” (Koremenos, Lipson, and Snidal 2001: 762) and “design treaties and other legal arrangements to solve specific substantive and political problems” (Abbott and Snidal 2000: 421). In short, cooperation is a strategy for solving shared problems and achieving joint gains. The exogenous conditions that cultivate shared interests are diverse—economic ties, political similarities, cultural or historical connections, geographic proximity, and so on. Yet, even when these influences predispose states toward cooperation, states nonetheless often fail to cooperate. Cooperation failures take many forms,² but they are perhaps most fundamentally rooted in issues of distribution and enforcement, commonly known by the distinction between coordination problems and collaboration problems (Fearon 1998; Martin 1992; Snidal 1985; Stein 1982). In a coordination problem, states mutually prefer cooperative over noncooperative outcomes but disagree on the precise institutional form that cooperation should take, usually due to conflicts over how to distribute the resulting gains. In a collaboration problem, cooperation leads to efficient outcomes, but states have incentives to unilaterally defect and secure gains from cheating. If states cannot coordinate on a mutually agreeable institutional structure, or if they cannot overcome fears of noncompliance, cooperation fails. As Fearon (1998) shows, coordination and collaboration problems are not mutually exclusive; rather, they characterize distinct but linked phases—bargaining and enforcement—of virtually all cooperative scenarios. For example, if prospects for ex-post compliance are low, states have little ex-ante incentive to coordinate on an agreement in the first place (cf. Downs, Rocke, and Barsoom 1996). Similarly, while a long shadow of the future increases compliance (Axelrod 1984), it also encourages states to bargain harder and worsens the odds of successful coordination (Fearon 1998).

Scholars have proposed a variety of solutions to cooperation problems.³ Recent scholarship especially emphasizes the palliative effects of institutional design, where enforcement—and, thus, bargaining—dilemmas can be ameliorated by careful selection of membership criteria, issue scope,

²I ignore the oft-cited “large numbers” problem because bilateral agreements formally limit membership to only two parties (e.g., Dai and Snidal 2010; Koremenos, Lipson, and Snidal 2001; Oye 1985).

³These solutions are far too numerous to summarize here, but they range from decentralized cooperation in iterated games and tit-for-tat strategies (e.g., Axelrod 1984; Oye 1985); to domestic institutions and accountability mechanisms (e.g., Mansfield, Milner, and Rosendorff 2002); to reputational considerations (e.g., Tomz 2007).

and flexibility in renegotiation (e.g., Koremenos, Lipson, and Snidal 2001). This literature directly links cooperation to endogenous influences. For example, Martin and Simmons observe that “institutions are *simultaneously causes and effects*... both the object of state choice and consequential” (1998: 743, italics in original). Koremenos, Lipson, and Snidal confirm this notion: “states construct and shape institutions to advance their goals,” and, in turn, institutions “advance or impede state goals in the international economy, the environment, and national security” (2001: 762).

This widely acknowledged “duality” of institutions suggests that endogenous influences are fundamental to cooperation (Dai and Snidal 2010). Yet, empirical studies of duality have thus far focused mainly on institutional design. The present analysis extends the notion of duality to consider network-oriented endogenous influences, where cooperation between a given pair of states—for example, in a bilateral trade institution or an environmental agreement—is endogenous not only to the interests of those prospective partners, but also to the bilateral institutions in place among politically relevant third parties. Indeed, empirical studies of institutions readily acknowledge these cross-national and cross-dyadic influences; standard models of treaty ratification, for example, control for the possibility that a state’s probability of ratification increases as the ratification rate of its neighbors increases (e.g., Simmons and Danner 2010). Nonetheless, these studies tend to view endogeneity more as a methodological nuisance than as an object of inquiry itself, and they largely ignore the seemingly fundamental question of why endogeneity exists in the first place.⁴ In contrast, I elevate endogeneity to the subject of inquiry and explore its provenance. I thus conceptualize endogeneity as a type of network influence, where existing bilateral agreements constitute the larger structural context within which states bargain over new cooperative endeavors.

Network approaches to IR are novel but growing in influence (Hafner-Burton, Kahler, and Montgomery 2009). While IR scholars commonly disaggregate the system of states into discrete country-pair or dyad-year observations, the international system does not, in fact, consist of isolated pairs of states. Indeed, classic IR theories, unconstrained by methodological practicalities, attributed substantial import to “extra-dyadic” influences. Concepts like complex interdependence and system structure, for example, are deeply infused with nascent network insights.⁵ Studies of international institutions often make these intuitions explicit. Martin and Simmons argue that

⁴See Elkins, Guzman, and Simmons (2006) for a notable exception.

⁵See, respectively, Keohane and Nye (1989) and Waltz (1979).

interdependence generates a “dense network of relations” (1998: 751), while Davis similarly asserts that a “dense network of international institutions” shapes interstate bargaining (2004: 154). If these network intuitions are correct, they should evince observable network influences.

[Figure 1 about here.]

Formally, a network requires three elements: (1) a set of actors; (2) a set of relations or ties connecting the actors to one another; (3) interdependencies, such that the ties formed by some actors influence, and are in turn influenced by, the ties formed by others. Figure 1 uses agreements in science and technology to illustrate a network view of bilateral cooperation.⁶ In 1960, at the height of the Cold War, these agreements were relatively few in number and clustered among exclusive sets of Eastern- and Western-bloc states. By 1970, agreements began to cut across blocs, with France (FRN) in particular occupying a “bridge” position between opposing sides. By 1980, scientific and technological agreements virtually engulfed the continent. At each observation moment, the agreements currently in place—i.e., the network ties—constitute the strategic environment in which states create new agreements. As new ties emerge, the network changes accordingly. This analysis explains the evolution of such networks by theorizing and modeling the influences that lead states, at the micro-level, to create bilateral ties. Naturally, exogenous influences like geography, trade, and power condition these ties; but so too does the structure of the network itself.

2 Mechanisms of Network Influence in Bilateral Cooperation

Because network influences can take numerous forms, they must be given precise theoretical formulation. For example, an actor with many network ties may attract additional ties, or actors who share ties to the same third parties may be more likely to form ties themselves. To simplify the exposition, I focus on one network influence, *triadic closure*, a fundamental network property (Granovetter 1973; Watts 1999). I later introduce additional effects. Consider the graphs in Figure 2, where i represents the “initiator” of a bilateral agreement; j represents a prospective partner; and k represents any number of relevant third parties. (I employ this notation for i , j , and k throughout the paper.) Triadic closure implies that the probability of ij cooperation is highest in Figure 2(d),

⁶These agreements involve non-military research programs and exchanges in science and technology (Rohn 1984).

where both states share a tie with k and the creation of a direct ij_4 tie would “close the triad.”⁷ This tendency toward closure—known colloquially by such idioms as “The friend of my friend is my friend” (cf. Maoz et al. 2007)—indicates that actors pursue transitivity or structural balance in their social relations (Heider 1958; Holland and Leinhardt 1971). In the context of bilateral cooperation agreements, a triadic closure effect means that, *ceteris paribus*, sharing agreements with common third parties increases a given i and j ’s probability of direct cooperation.

[Figure 2 about here.]

Why should triadic closure matter for bilateral cooperation? I argue that, via two distinct causal mechanisms, network ties alleviate the collaboration and coordination problems that imperil cooperation. Via *information mechanisms*, third-party ties reveal information about states’ capacities for institutional compliance and overall trustworthiness as partners, and about their preferences over different possible distributions of gains. Via *externalities mechanisms*, third-party ties incentivize triadic closure by generating issue-specific negative externalities and by helping states establish reference groups of partners that, over time, produce club goods and ingroup rewards.

2.1 Information mechanisms

A long-standing assumption in international relations is that, due to systemic anarchy, states lack credible information about one another’s preferences (Keohane 1984; Waltz 1979). Consequently, states cannot determine whether potential partners wish to cooperate for mutual gain or instead wish to secure gains through defection (Kydd 2005). States may also harbor more benign concerns about whether partners possess sufficient resources to maintain treaty commitments (Chayes and Chayes 1996). Questions about trustworthiness and reliability are the driving force behind collaboration problems. States require information about both the willingness and the ability of potential partners to meet institutional obligations. Third-party ties provide this information by identifying targets that one’s own partners have deemed trustworthy and capable.

In interpersonal networks, third-party ties encourage trust—and, thus, triadic closure—through i and j ’s mutual affect toward k . In interstate networks, in contrast, trust emerges via the risks of

⁷This structure is known as a “forbidden triad” (Granovetter 1973) or an unclosed 2-path, and is also characteristic of structural holes (Burt 1992). Analysis of paths longer than 2 (“ n -paths”) yields insignificant results.

cooperation. Kydd (2005) shows that when states lack information about one another's preferences, incremental acts of cooperation function as costly signals. Sufficiently risky cooperative overtures reveal a state to be a cooperative type rather than an exploitative type, willing to accept some risk of defection for the sake of mutual benefit. Signaling arguments are usually dyadic, such that signals only matter to those actors directly involved in bargaining, but signals also have implications for external observers. Consider again Figure 2(d). For any i partner of k , the kj_4 tie indicates, first, that k has deemed j_4 sufficiently trustworthy to risk reciprocal cooperation, and, second, that in k 's determination, j_4 is capable of meeting its institutional obligations. Further, through its own relationship with k , state i has first-hand knowledge of k 's evaluative standards and risk propensity—information that, in null or partial triads, i would not likely possess. The kj_4 tie thus conveys nontrivial information about j_4 to k 's existing partners. In general, network ties provide a credible third-party assessment of a prospective partner's reliability and trustworthiness.

Concerns about trust and reliability plague numerous issue areas but are perhaps most apparent in military cooperation. Consider, for example, relations between Japan and South Korea, long characterized by mistrust. The United States, an integral k third party, has deliberately targeted trust dilemmas as a means of promoting greater Japan-Korea cooperation (Cha 1999), such that “a failure of U.S. commitment only increases insecurity and mutual mistrust” (Green 1999: 23). In this triadic context, Japan and Korea's respective ties to the US provide information about one another's cooperative intent and potential contributions to bilateral actions. In the mid-2000s, the US signed separate bilateral military agreements with both Japan and Korea, including agreements on general sharing of military intelligence (GSOMIA) and on mutual logistical support (MLSA). Shortly thereafter, supporters of bilateral cooperation began pushing for similar agreements between Korea and Japan. A prominent Korean academic referred to the absent Korea-Japan agreements as a “missing link,”⁸ and Korean newspapers argued that closing the triad would allow more efficient use of Japanese satellite technology and logistical support.⁹ In early 2011, in a historically unprecedented move, defense ministers from Japan and Korea met to discuss implementation of both a GSOMIA and MLSA,¹⁰ thus initiating a dialogue that, arguably, would not have materialized

⁸ *Christian Science Monitor*, January 10, 2011.

⁹ *JoongAng Ilbo*, January 5, 2011.

¹⁰ *Xinhua News Agency*, January 10, 2011.

without the pressures and incentives created by each state’s respective ties to the US.

In addition to trust dilemmas, states may fail to cooperate if they disagree over distributions of gains. With complete information, such coordination problems are entirely distributional, but states often lack information about the precise distributional impact of different institutional arrangements and are thus unsure of one another’s preferred outcomes. If states share private information and pool their technical knowledge, they may discover that they both prefer the same institutional design—in which case cooperation follows unproblematically. Yet, states have incentives to withhold private information. For example, a state may know that a particular set of institutional rules will disproportionately benefit itself, and revealing this information would lower the probability of that outcome being chosen by others (Morrow 1994). Incentives to withhold information can thus prevent cooperation even when mutually acceptable agreements exist.

Morrow (1994) argues that international regimes diminish coordination problems by structuring communication and facilitating exchange of information (cf. Keohane 1984). Network ties function analogously. Specifically, a state’s third-party ties indicate the types of agreements that are acceptable to that state. Thus, bilateral agreements between i and k partially reveal i ’s preferences on such design issues as scope of agreement, monitoring and enforcement mechanisms, escape clauses, flexibility and renegotiation, and so on (cf. Koremenos, Lipson, and Snidal 2001). Importantly, agreements between j and k reveal precisely the same information about j ; the mutual $\{ik, jk\}$ ties of an unclosed triad thus maximize information provision. Further, because i and j have both forged bilateral agreements with a common k third party, there likely exists a correspondence of interests between them, reflected by their mutual interest in cooperation with the same partner; consequently, their preferences are more likely to overlap, such that, when those preferences are revealed, rather than competing over divergent outcomes, both actors readily converge on a single mutually preferred outcome. Again, these mechanisms only obtain in the unclosed triad in Figure 2(d) and, all else constant, should be weak or nonexistent in null or partial triads.

Empirical evidence shows that third-party ties do indeed act as informal precedents. For example, early US trade agreements with Singapore and Chile served as “bellwether” treaties that “set the substantive parameters” and generated “precedent-setting effect[s]” for future agreements (Weintraub 2004). The US-Singapore agreement—the first such agreement between the US and an Asian country—informed other Asian states of US standards on contentious issues like trade

in services, government procurement, intellectual property, investment protection, labor standards, and environmental regulation (Weintraub 2004: 89). The US-Chile agreement accomplished similar goals with respect to Latin American countries (Feinberg 2003; Weintraub 2004). The agreements appear to have been relatively successful in this regard, as they opened doors to trade talks between the US and additional partners in both regions (Feinberg 2003). Thus far, the US has “closed the triad” with three of Chile’s FTA partners—Colombia, Peru, and Panama.

Many bilateral agreements involve coordination and collaboration simultaneously (Fearon 1998). Consider the postwar emergence of cultural and scientific exchange between the US and the Soviet Union. Both states viewed such exchanges as inherently strategic endeavors (Bu 1999; Gould-Davies 2003). The US feared that Soviet visitors would engage in espionage and propagandizing, while the Soviets worried about the influence of American media. In 1955, at the four-power summit in Geneva, the adversaries discussed a variety of exchange agreements, but their strategy of rejecting concessions and pursuing “unilateral advantage” doomed the proceedings (Hixson 1997: 106). Not only did the US and USSR doubt one another’s trustworthiness, but they also disagreed on how to structure the agreement itself, especially regarding the size, scope, and duration of exchanges. A Soviet cultural minister later discussed his country’s bargaining position: “[f]or us, the most favorable forms of agreements on cultural cooperation with capitalist states are cultural agreements . . . [that] contain only general principles of cooperation (mutual understanding, friendship . . . cultural relations . . .) and do not fix any concrete measures on the two sides.”¹¹ The US, on the other hand, favored explicit assurances of “equality, reciprocity, and mutual benefit” (Richmond 2003: 17). The historic Zarubin-Lacy agreement was eventually signed in 1958, but not before the USSR had established bilateral exchange agreements with key US allies: Belgium and Norway in 1956, and France and the UK in 1957 (Richmond 2003). These agreements were landmarks for the USSR and the new Khrushchev regime. Not only did they reveal Soviet obduracy on particular questions of institutional design, but they also signaled that, in the minds of US allies, Khrushchev was acceptably trustworthy on matters of cultural exchange. Subsequently, consistent with the logic of triadic closure, Zarubin-Lacy prompted agreements between the US and other Eastern-bloc states, including Romania, Poland, and Yugoslavia (cf. Bu 1999).

¹¹Quoted in Gould-Davies (2003: 207).

2.2 Externalities mechanisms

Cooperation may provide access to otherwise unattainable gains, but these gains vary in size, and the “gap in gains” between exploitative and cooperative outcomes also conditions the probability of cooperation (Lipson 1984). If prospective gains are small, states will be less motivated to cooperate. Similarly, the lower a state’s costs for noncooperation, the more likely it is to bargain hard, thus lowering the probability of successful coordination (Fearon 1998). Third-party ties influence cooperation by enlarging this gap in gains. Reconsider Figure 2. Holding all else constant (including trustworthiness), a given i should be more likely to cooperate with j_4 than with $j_{1,2,3}$ precisely because, relative to the noncooperative outcome, the ij_4 tie yields the highest payoff. This is so because unclosed triads generate negative externalities while simultaneously promising beneficial externalities.

First, unclosed triads generate negative externalities that materially deteriorate i and j ’s status quo relationship, pressuring them to cooperate with one another directly due to an increasing gap in gains. The precise form of these externalities is issue specific, but they are widely apparent across issue areas. For example, preferential trade agreements (PTAs) create negative externalities insofar as reduced tariffs encourage trade diversion from more efficient nonmember producers to less efficient PTA members (Bagwell and Staiger 1997). When an unclosed PTA triad forms, importers in both i and j switch to k , who benefits disproportionately. Forming a PTA thus allows i and j to restore the more efficiently produced imports they previously received from one another (Manger, Pickup, and Snijders 2012).¹² Similarly, unclosed security triads prevent efficient cooperation on military issues. For example, GSOMIAs explicitly restrict sharing of classified information with third parties; in an unclosed triad, i may have limited access to security information from k if that information was previously shared with or received from j .

These pressures are apparent even in areas such as environmental regulation. Consider the bilateral fisheries agreements negotiated among China, South Korea, and Japan following entry-into-force of the UN Law of the Sea Convention in 1994. The Japan-Korea agreement was implemented first, in January 1999, replacing a bilateral pact that had endured since 1965. Next

¹²Also see Chen and Joshi (2010); Egger and Larch (2008). Importantly, both i and j are still better off having ties to k than having no ties at all. The unclosed triad specifically increases the relative payoff of the ij tie.

came the China-Japan agreement, which entered into force in June 2000 and replaced a series of agreements dating to 1955. Korea-China cooperation proved less tractable. These two states lacked formal diplomatic relations until 1992, had no prior agreements to draw upon, and largely engaged in “free fishing activities” (Kim 2003: 104). Yet, the Japan-Korea agreement delineated Korean fishing rights in areas also accessible to China, creating the potential for jurisdictional disputes (Kim 2003). At the same time, the China-Japan agreement severely limited China’s access to Japanese waters; China requested access for 4,000 vessels, but Japan allowed only 600.¹³ These restrictions pushed Chinese fishermen into Korean waters, where they targeted the same fish as their Korean counterparts (Kang 2003) and, indeed, quickly exceeded the catch of Korean ships.¹⁴ As a direct consequence of these externalities, Korean officials demanded an acceleration of talks on fisheries regulation.¹⁵ China, eager to clarify jurisdictional obligations, readily accommodated. A Korea-China agreement ultimately entered into force on June 30, 2001, closing the triad.

Second, bilateral agreements generate positive externalities by establishing reference groups of like-minded cooperators. States often use institutional affiliations to define specific ingroups and outgroups, as evidenced by such informal clusterings as the Soviet bloc, the nonaligned states, the developed world, the global south, and others (Hafner-Burton and Montgomery 2006). These reference groups consist of states that hold relatively similar preferences and tend to interact more with one another than with outsiders. Triadic closure is a small-scale form of group cohesion; when actors prefer ties to “friends of friends” over ties to unaffiliated others, they effectively favor ingroup over outgroup relations. Studies of group dynamics typically explain ingroup favoritism in terms of social-psychological mechanisms, but in international relations, favoritism is likely strategic. Group membership promises such beneficial externalities as deepened economic relations, security umbrellas, and multilateral organizations. By focusing their ties on the reference group, states increase the potential gains of cooperation beyond the immediate payoffs of bilateral agreements.

Cases of regional integration offer especially compelling examples. Consider the relationship between the Andean Community (CAN) and Mercosur. In 2004, in response to accumulating bilateral economic and other ties between members of the two organizations, Mercosur extended

¹³*Deutsche Press-Agentur*, February 28, 2000.

¹⁴*Korea Times*, July 28, 2000.

¹⁵*BBC Summary of World Broadcasts*, March 14, 2000.

associate membership to all members of CAN. In 2005, CAN reciprocated. Bilateral ties thus initiated a series of long-term club goods: expanded institutional memberships, deepened economic integration, and the eventual development of a larger South American Union (UNASUR), which extends to such contentious issue areas as immigration, education, energy security, and even defense policy. Tellingly, Chile is a full member of neither Mercosur nor CAN (having left the latter in 1976) but, due to its extensive bilateral ties to other South American countries, is a founding member of UNASUR. Of course, Latin American states also share agreements with extra-regional actors. Triadic closure simply means that, *ceteris paribus*, the baseline probability of cooperation is generally highest among the ingroup, where long-term club goods are most likely to accrue.

2.3 Hypotheses and additional network influences

Information and externality mechanisms are complementary. As the number of k third parties with whom i and j share agreements grows, information mechanisms reduce the risk of bilateral cooperation while externality mechanisms increase the relative benefits, generating third-party incentives for direct ij cooperation. Importantly, the generality of these mechanisms means they are broadly applicable to a wide variety of issue areas—an implication I empirically verify later in the paper. The discussion of triadic closure thus yields the following hypothesis:

Hypothesis 1 *States that share bilateral agreements with the same third parties are more likely to form bilateral agreements themselves (“triadic closure effect”)*

Though I focus primarily on triadic closure, other network influences may be apparent. In particular, states may prefer to cooperate with partners that simply form more bilateral agreements in general, irrespective of whether they share partners in common. Figure 3(a) illustrates *preferential attachment*, where i 's probability of creating a tie to any given j target depends on that target's “degree centrality,” or overall number of network ties (Barabási and Albert 1999). In terms of the proposed causal mechanisms, high-degree targets may convey trustworthiness and reliability more credibly than their low-degree counterparts. During the 1990s, for example, Japan increased security cooperation not only with the US but also with major European powers, which, to a third party like South Korea, may suggest a general interest in cooperation. As well, the more agreements a state enters, the more information it reveals about its preferences over institutional

designs. When the USSR began signing exchange treaties in the 1950s, outside observers of all varieties, even those who lacked an explicit “friend of a friend” connection, gained insight into the types of agreements the Soviets found acceptable. In terms of externalities, partnerships with high-degree states promise greater rewards, as creating a tie to a high-degree j engenders indirect ties to—and thus improves prospects for direct cooperation with— j ’s numerous k partners. For all these reasons, high-degree states should endogenously attract further cooperative ties.

[Figure 3 about here.]

Closure and attachment are perhaps the most fundamental processes in complex networks (Newman 2003*b*). I nonetheless expect the former to have a stronger substantive impact on cooperation than the latter. In anarchy, cooperation hinges crucially on credible information. Because triadic ties involve trusted intermediaries—specifically, i and j ’s mutual k partners—they should generally be a more credible source of information than the myriad ties of high-degree states. During the Cold War, for example, the US and the USSR were both high-degree actors, but perceptions of their relative trustworthiness differed sharply. As well, the externalities generated by unclosed triads—particularly the *negative* externalities—should have a more immediate and salient impact than the more diffuse externalities generated by ties to high-degree states. And if i ’s tie to a particular j hub leads, ipso facto, to unclosed $\{ij, jk\}$ triads, then a triadic closure process, rather than an attachment process, will govern the subsequent formation of ik ties. Thus, while I expect both effects to be significant, the effect of closure should be substantively stronger.

Hypothesis 2 *States are more likely to form bilateral agreements with partners who are more active in bilateral agreements (“preferential attachment effect”)*

Finally, cooperation between i and j may also depend on similarities and connections between the prospective partner, j , and i ’s existing k partners. Consider Figure 3(b). The solid line denotes a bilateral cooperation agreement, while the gray $j \leftrightarrow k$ arrow indicates either that k and j share a tie on some other dimension—e.g., a military alliance or geographic border—or that they share a common attribute, such as regime type. *Covariate closure* effects involve interactions between network ties and exogenous covariates and, in network terms, represent an indirect form of homophily—commonly known by the idiom “birds of a feather flock together” (McPherson, Smith-Lovin, and Cook 2001; Newman 2003*a*). Homophily is typically conceptualized dyadically, where

similarities between i and j increase their probability of direct cooperation (e.g., Maoz 2012). I extend the homophilic principle to third parties, such that similarities and connections between i 's current and potential partners condition i 's network activity.

Covariate closure effects provide an important control relative to the main network effects, particularly triadic closure. Contrary to Hypothesis 1, i may simply favor j partners who are connected to and/or share similarities with its existing k partners, irrespective of whether those j states share bilateral agreements with k . Thus, if the US-Chile trade agreement sets a precedent for Latin American countries, then the US-Chile tie should increase cooperation between the US and Chile's geographic neighbors. Although such a dynamic is distinct from triadic closure, it may be motivated by similar mechanisms. For example, i may view states who share important traits with its current partners as being equally trustworthy and/or equally capable of meeting their institutional obligations, or i may pursue ties to homogeneous clusters of states in order to establish stable reference groups of collaborators. The empirical analysis considers a variety of possible jk connections. In general, covariate closure yields the following expectation:

Hypothesis 3 *States are more likely to form bilateral agreements with partners who are similar to and/or connected to their existing partners (“covariate closure effect”)*

A possible counterargument to Hypothesis 1 is that because cooperation is risky, states may prefer to reap benefits from indirect ties rather than engaging in triadic closure (cf. Bala and Goyal 2000). Closure effects should prevail for at least three reasons. First, unlike multilateral agreements, bilateral agreements can be undone by just one state, which increases the risks of free riding; the prospect of negative externalities further increases that risk. Second, gains accrued via indirect ties are qualitatively different than the gains of a direct tie. A given i may benefit from, say, a trade deal between j and k , but any such benefits will differ starkly from the preferential market access of a direct agreement. Third, many agreements—such as those focused on security issues or scientific research—explicitly prohibit signatories from sharing the gains of cooperation with third parties. Overall, then, direct bilateral cooperation, backed by credible information on the preferences of one's partners, remains the most reliable source of gains.

Another potential counterargument is that the proposed network effects—preferential attachment and triadic closure—are contradictory rather than complementary. This possibility originates

in the vast literature on network emergent properties, where the respective attachment and closure processes lead to divergent network topologies: in the former case, a “scale-free” network with numerous low-degree nodes and a few very high-degree nodes (Barabási and Albert 1999), and in the latter case, a highly clustered network (Watts 1999; Watts and Strogatz 1998). In practice, real-world networks are commonly both scale-free *and* highly clustered (Newman 2003b; Ravasz and Barabási 2003). Indeed, attachment and closure lead to divergent topologies only when the dynamical rules of network growth incorporate one process to the exclusion of the other—as may be the case, for example, in synthetic networks, where network processes reflect fundamental nodal preferences (Klemm and Eguiluz 2002). In the present analysis, attachment and closure are not preferences but *strategies* that states use to achieve a much more fundamental interest: maximizing the gains of cooperation while minimizing risks. As strategies directed toward a common goal, the two processes are complementary. The SI nonetheless thoroughly explores the topology of the cooperation network and shows that it is both scale free and nontrivially clustered.

3 Data and Methodology

Hypothesis testing presents unique problems of data and methodology. Bilateral cooperation agreements are ubiquitous, numbering in the tens of thousands (Rohn 1984). The sheer quantity of agreements, combined with a relative dearth of scholarly inquiry, necessitates careful attention to data collection. At the same time, if bilateral agreements are indeed interdependent, then applying traditional estimation techniques is inappropriate, and alternative methodologies must be employed. This section summarizes the approach to these two dilemmas. The SI contains in-depth discussion of data, coding, and estimation.

3.1 Data on bilateral cooperation agreements

Cooperation agreements cover a wide array of issues. To ensure applicability of the analysis to the breadth of international cooperation, I employ Rohn’s (1984) topic codes to locate issue-specific clusters of agreements within broader economic, security, cultural, and environmental categories. Focusing on issues that are both politically salient and strategically relevant, I code agreements in four areas. First, agreements on trade in commodities (COMMODITY) involve import and export of

raw materials, such as metals and agricultural products.¹⁶ Second, nonalliance military agreements (MILITARY) involve such issues as transfer of classified information, exchange of personnel, stationing of equipment, and collaboration in defense industries.¹⁷ Third, agreements in the sciences (SCIENCES) promote research and cultural exchange in science and technology.¹⁸ Finally, fisheries agreements (FISHERIES) involve demarcation of fishing zones, catch quotas, industry regulation, and inspections.¹⁹ Taken as a whole, these agreements cover cooperation problems across the major fields of international relations. Further, the categories are sufficiently narrow as to generate issue-specific externalities—whether negative or positive—for relevant third parties.

The key impediment to coding bilateral agreements is that, because such agreements are not as closely monitored as their multilateral counterparts, data collection depends largely on country reports. Many countries publish annual lists of agreements, but others wait years or even decades between publications. Network models are highly sensitive to missing data (Kossinets 2006). To minimize missingness, I restrict the sample to the period from World War II to 1980, for which data on bilateral agreements are most reliable and complete.²⁰ This temporal span maximizes data coverage while also focusing the analysis on precisely the period in which bilateral agreements first proliferated. The data are drawn from the World Treaty Index (WTI)—initially published by Rohn (1984) and later updated by Bommarito, Katz, and Poast (2012)—and cover all independent states in the international system.²¹ In total, the sample includes 1,709 agreements: 413 in COMMODITY; 475 in MILITARY; 486 in SCIENCES; and 335 in FISHERIES.

The data must be coded such that empirical analysis can determine the effect of existing

¹⁶These treaties fall under 3COMMO in Rohn’s topic codes (Rohn 1984). I examine commodities agreements rather than PTAs because the latter are of relatively recent vintage and tend to be heavily concentrated among a small subset of states. Commodities agreements, in contrast, have existed for decades and involve states at all levels of economic development. However, network effects are also apparent in PTAs (Manger, Pickup, and Snijders 2012).

¹⁷Category 9MILIT in Rohn’s topic codes (Rohn 1984). I focus on nonalliance military agreements because many alliances are multilateral.

¹⁸Category 7SCIEN (Rohn 1984). I obtain similar results for the larger cultural exchange category, 7CULT.

¹⁹Category 8FISH (Rohn 1984). Fisheries agreements are the most numerous of all bilateral environmental agreements and are often a source of substantial tension (Mitchell 2003).

²⁰In the SI, I show that, even with substantial missing data, the main results hold through the year 2000.

²¹The current iteration of the WTI is located at <http://www.worldtreatyindex.com/>.

bilateral agreements on the creation of new agreements. While bilateral agreements often endure for many years, historical evidence suggests that network effects are strongest within the first few years of a tie’s creation. Network pressures led to a Korea-China fisheries agreement in less than a year. Cultural cooperation between the US and USSR emerged within two years of the USSR’s other agreements. Even in the case of long-term externalities, such as those generated by regional integration, states respond to the immediate *promise* of future gains; they need not wait for these gains to materialize. I therefore employ a flexible coding of agreements, y_{ij} , such that,

$$y_{ij} = \begin{cases} 1 & \text{if an agreement between } i \text{ and } j \text{ entered into force within the past } \tau \text{ years,} \\ 0 & \text{otherwise,} \end{cases} \quad (1)$$

where τ includes the current year. This operationalization allows us to ask a very specific question: How do bilateral agreements created within a τ -year period influence the creation of new bilateral agreements? In the results reported below, $\tau = 3$.²² Insofar as bilateral agreements last longer than three years,²³ the $\tau = 3$ restriction raises the bar for the empirical tests, as it effectively ignores agreements that continue to exercise influence past the three-year mark. I generate five versions of the dependent variable: one for each category of agreement, as well as an additional “any agreement” variable (AGREEMENT), which covers all four issue areas. The AGREEMENT coding provides an aggregate measure of cooperation across multiple issue areas and thus allows us to explore a more general relationship between networks and cooperation.

3.2 Modeling network influences

IR scholars have grown increasingly attuned to the methodological challenges posed by interdependencies in relational data.²⁴ The logit and probit models commonly used to analyze binary

²²The SI conducts sensitivity analyses for $\tau = 1, 5, 10$, as well as other operationalizations.

²³A random sampling of available treaty instruments reveals that the median agreement length is 10 years, while about 40% of agreements are indefinite. Only 8% of agreements are less than three years in length.

²⁴Ward, Siverson, and Cao (2007: 586) observe that “dyadic data in international relations are rife with dependencies.” Similarly, Neumayer and Plümper (2010: 146) argue that “the conclusion of bilateral and multilateral trade, investment, alliance, and other agreements among some dyads most likely influences the incentives for other dyads to conclude similar agreements.”

dyadic data assume that observations of the dependent variable are identically and *independently* distributed.²⁵ When dependencies exist, traditional estimation methods are misspecified and may produce biased estimates.²⁶ In response, IR scholars have begun exploring new models for dyadic data, including spatial regression techniques (Franzese Jr and Hays 2007; Neumayer and Plümper 2010), latent space models (Hoff and Ward 2004), and strategic interaction specifications (Signorino 1999). By accounting for various dependencies, these approaches improve estimation of exogenous covariates. Because the theory treats dependencies themselves as substantively interesting, the analysis requires a model that allows for estimation of such precise endogenous effects as triadic closure, preferential attachment, and covariate closure. Exponential random graph models (ERGMs)—the workhorse of statistical inference in network analysis (Robins et al. 2007)—allow estimation of such effects but are generally limited to cross-sectional analysis.²⁷

Ultimately, methodological choices should be motivated by theory. I argue that bilateral agreements constitute a global network, where the structure of that network drives the creation of new agreements. To model this data generating process, I employ a stochastic actor-oriented model (SAOM) of network evolution, which treats the network itself as the dependent variable and models the influences, both endogenous and exogenous, that lead to changes in the network over time.²⁸ Those changes are assumed to result from the purposive, utility-maximizing decisions of individual actors, who evaluate their positions in the network and adjust their ties so as to maximize their utility (Snijders 2001, 2005). The SAOM thus presumes individual initiative, which is consistent both with the theory and with strategic-choice approaches to international relations more generally (e.g., Lake and Powell 1999). Because estimation relies upon repeated simulations of a specified model of network evolution, as described below, the approach is methodologically equivalent to employing an agent-based model for purposes of statistical inference (Snijders, van de Bunt, and

²⁵Long (1997: 52); Greene (2003: 66, 878); Wasserman and Faust (1994: 16). This assumption is also central to standard count (Long 1997: 219) and survival models (London 1997: 105).

²⁶See Hays, Kachi, and Franzese Jr (2010) for discussion of various biases that result from dependent observations.

²⁷But see Cranmer and Desmarais (2011) for an extension to longitudinal data.

²⁸Another possibility is to temporally lag the network measures (e.g., by one year) and use a standard logit model. However, if network influences emerge within the span of a single year (which anecdotal evidence suggests is often the case), then network ties will appear to be simultaneously interdependent, and the logit model will be misspecified. Even so, this binary logit approach yields estimates comparable to the SAOM results.

Steglich 2010: 46). Here, I briefly describe the model.²⁹ The SI contains an in-depth discussion.

Let \mathbf{Y} be an $n \times n$ matrix, where the y_{ij} elements of \mathbf{Y} are defined according to Eq. 1, and $i, j = 1, \dots, n$. For a given year of data, \mathbf{Y} represents the entire bilateral cooperation network, and each y_{ij} entry indicates a specific network tie. Since the network is dichotomous, these ties take on values of either zero or one. As well, since cooperation agreements are nondirected, $y_{ij} = y_{ji}$. Observing the network at m points in time (e.g., years) yields a time series of network observations, $\mathbf{Y}(t_m)$. The model assumes that these observations are discrete moments in an unobserved continuous process of network evolution, where the evolution of the network follows a Markov process, such that the structure of the network at t_m determines the structure of the network at t_{m+1} , subject to stochastic error and exogenous covariates (Snijders 2005: 227).³⁰ Between moments, the network evolves one tie at a time, as a consequence of individual actors extending and retracting ties. The accumulation of these ties, measured at each observation moment, determines the extent of change or evolution in the network. Explaining change in network structure is thus a matter of identifying those factors that influence actors' individual choices. The model assumes that, when selecting partners, i maximizes a so-called objective function, $f_i(\beta, \mathbf{y})$, represented as a linear combination of endogenous network influences and exogenous covariates (Snijders 2001, 2005). Formally,

$$f_i(\beta, \mathbf{y}) = \sum_{h=1}^L \beta_h s_{ih}(\mathbf{y}), \quad (2)$$

where $\mathbf{y} = \mathbf{Y}(t)$ is a given observation of the network; the functions $s_{ih}(\mathbf{y})$ are L user-specified network influences and relevant exogenous covariates; and $\beta = (\beta_1, \dots, \beta_L)$ are the corresponding L parameters of the model. A negative β_h estimate typically indicates that the corresponding $s_{ih}(\mathbf{y})$ effect decreases the probability of bilateral cooperation, while a positive estimate indicates that the effect encourages bilateral cooperation.

Because bilateral agreements require mutual consent, the creation of a new tie depends on the

²⁹This section draws on Snijders (2001, 2005). See Snijders, van de Bunt, and Steglich (2010) for a highly accessible overview. In international relations, these models have been applied to military alliances (Warren 2010), preferential trade agreements (Manger, Pickup, and Snijders 2012), and diplomatic representation (Kinne 2014).

³⁰Importantly, the first observation of the network is not modeled but instead provides the initial conditions from which the network evolves (Snijders 2005).

objective function as applied to both i and j . Specifically, i proposes a tie to whichever j maximizes $f_i(\beta, \mathbf{y})$, and the tie is created only if it also increases j 's utility.³¹ In principle, actors may maximize the objective function through both creation and termination of ties. However, because the theory emphasizes creation of new agreements and is agnostic about termination, and because tie duration is defined exogenously (see Eq. 1), the analysis focuses only on the creation of new ties.³² Once i and j create a tie, the tie endures as defined by Eq. 1, and the structure of the network changes correspondingly—which in turn determines the probability distribution for creation of subsequent ties for all actors. In the SI, I vary these restrictions.

The model is too complex for direct calculation of probabilities. I instead obtain estimates using method of moments, which determines parameters by minimizing the difference between the observed and expected values of the $s_{ih}(\mathbf{y})$ functions. Observed values are given by the data, while expected values—which are unknown ex ante—must be drawn from repeated Markov chain Monte Carlo simulations of the network using randomly sampled values of the β parameters (Snijders 2001). Parameter estimates are given by the vector $\hat{\beta}$ that minimizes the absolute difference between the calculated values of the $s_{ih}(\mathbf{y})$ statistics in the observed and simulated networks. Convergence is checked by assessing deviations in the simulated network statistics from their targeted or observed values (Ripley, Snijders, and Preciado 2012). The SI describes this simulation procedure in detail.

By modeling network evolution in continuous time, the SAOM allows inferences to be drawn even from network ties that appear to emerge simultaneously—such as a triad that is null at t_1 but fully closed at t_2 . Further, the model treats network ties not as singular events but as indicative of a relatively stable “condition” or “state” with enduring structural effects (Snijders, van de Bunt, and Steglich 2010: 45), which allows us to determine how a given “state” of the network conditions the creation of new network ties—and how tie creation in turn affects the structure of the network. At the same time, because the model shares key characteristics with logistic regression, hypothesis testing is conducted similarly to traditional models, by calculating t-statistics from estimated coefficients and standard errors.

³¹This restriction is considered “unilateral initiative and reciprocal confirmation” (Ripley, Snijders, and Preciado 2012). See Manger, Pickup, and Snijders (2012) and Warren (2010) for similar applications.

³²The model necessarily includes effects for both tie creation and termination. In this context, however, estimates for tie termination are substantively uninteresting and are not reported. See the SI.

3.3 Network effects and covariates

Network influences are modeled as $s_{ih}(\mathbf{y})$ components of the objective function, as defined in Eq. (2).³³ The first effect, TRIADCLOSURE, which tests Hypothesis 1, is defined for a given i as

$$s_{i1}(\mathbf{y}) = \sum_{j < k}^n y_{ij} y_{ik} y_{jk}, i \neq j \neq k. \quad (3)$$

A positive β_1 estimate indicates that, in evaluating the network and proposing new agreements, states favor ties that lead to closed triads. Figure 4 maps third-party ties or “2-paths” at two observation moments. For purposes of illustration, the figure shows both fully closed $\{ik, kj, ij\}$ triads and *potentially* closable $\{ik, kj\}$ triads (i.e., where only the direct ij tie is missing). More proximate nodes share more third-party ties with one another than with other nodes (and thus share more “friends of friends” in common), while larger nodes have more third-party ties in general. Bilateral cooperation should be most likely between large, proximate nodes. The graphs reveal an interesting trend. In 1960, bilateral agreements largely reflected Cold War factions, with Western and NATO-bloc states clustered in the upper-left of the graph, and Eastern bloc states clustered on the opposite side. By 1980, the landscape shifted substantially, with the US sharing extensive indirect ties to such ideological adversaries as East Germany (GDR), Poland (POL), and the Soviet Union (RUS). Such a shift should, in turn, improve the odds of direct East-West cooperation.

[Figure 4 about here.]

The PREFATTACHMENT effect, defined in terms of j 's degree centrality, is

$$s_{i2}(\mathbf{y}) = \sum_j^n y_{ij} \sum_k^n y_{jk}, \quad (4)$$

which tests Hypothesis 2. A positive β_2 estimate indicates that states prefer high-degree partners, i.e., states that accede to many agreements. Figure 5 maps degree scores in 1980. The map is generally unsurprising, with the US, Europe, and the Soviet Union being the most active in bilateral agreements, followed by regional powers like India, China, Australia, and Brazil. If Hypothesis 2 is correct, high-degree states should endogenously attract additional partners.

³³Definitions of network effects are from Snijders (2005) and Ripley, Snijders, and Preciado (2012).

[Figure 5 about here.]

Finally, to test Hypothesis 3, let $z_{jk} = z_{kj}$ represent a bilateral connection or shared characteristic between some prospective partner, j , and some third party, k . Then, the statistic

$$s_{i3}(\mathbf{y}) = \sum_{j \neq k}^n y_{ij} y_{ik} z_{jk} \quad (5)$$

captures the covariate closure effect. Positive β_3 estimates indicate that states favor partners who are connected or similar to their existing k partners. I apply this statistic to a variety of z_{jk} ties.

The model incorporates a standard battery of controls as additional $s_{ih}(\mathbf{y})$ components of the objective function. At the dyadic level, I include distance (Gleditsch and Ward 2001), contiguity (Correlates of War Project 2006), shared IGO membership (Pevehouse, Nordstrom, and Warnke 2004), trade dependence (Barbieri and Keshk 2012), and military alliances (Leeds et al. 2002). I also include three monadic covariates—democracy (Marshall and Jaggers 2002), military capabilities (Singer 1987), and per-capita GDP (Gleditsch 2002)—and their ij interactions.³⁴

4 Empirical Results

The first network model (see Table 1) uses the aggregate AGREEMENT operationalization and includes only exogenous covariates (as well as a DENSITY effect, which is analogous to a constant).³⁵ Similar to multinomial logistic regression, the estimate for a given covariate is the log odds ratio of the respective probabilities that i will choose one particular ij tie over another, given that the only difference between the two ties is a one-unit change in the covariate of interest (Ripley, Snijders, and Preciado 2012). Exponentiating the estimates yields odds ratios. For example,

³⁴Operationalization of the covariates is further discussed in the SI. I also controlled for colonialism, democratization, language, ethnicity, religion, power ratios, trade openness, total trade, American/Soviet hegemony, Cold War blocs, major-power status, enduring rivalries, conflict history, peace years, τ_B scores, S scores, and UNGA affinity scores. Some of these effects were occasionally significant, but their inclusion has little impact on the network effects.

³⁵Estimations were performed with the `RSiena` package (Ripley, Snijders, and Preciado 2012) in R 2.12.0. For each estimation, convergence is checked using “t-ratios,” based on deviations between simulated and observed values of model statistics. T-ratios less than 0.1 indicate excellent convergence (Ripley, Snijders, and Preciado 2012). I do not report specific t-ratios in the tables, as they are below 0.1 in all cases.

$e^{0.7646} = 2.148$ indicates that, *ceteris paribus*, a one-unit increase in CONTIGUITY—indicating a pair of geographically contiguous countries—increases the probability of an ij bilateral agreement by a factor of 2.148, or about 115%. In addition to contiguity, both shared IGO membership and trade dependence encourage bilateral cooperation; increasing the former from the 25th to 75th centile increases the probability of network tie creation by about 40%, while increasing the latter by the same amount increases the probability of tie creation by over 500%. Of the monadic covariates, both military capabilities and economic development unilaterally encourage initiation and confirmation of bilateral agreements; increasing the former from the 25th to 75th centile increases the *ceteris paribus* probability of cooperation by about 10%, while increasing the latter by the same amount increases the probability by about 60%. Conversely, distance, alliances, democracy, and the monadic interactions have no significant effect.

[Table 1 about here.]

Model 2 incorporates the network effects. Note, first, how the network effects impact the estimates for the covariates; though all remain significant, their magnitude is diminished, dramatically in some cases. This result suggests that the oft-cited influence of power, wealth, and organizations on interstate cooperation is at least partially explained by network dynamics. The network effects themselves are positive and highly significant, confirming Hypotheses 1 and 2. When forming new agreements, states prefer partners who are tied to their current partners and/or tied to more states in general. The substantive impact of these effects can be calculated similarly to the exogenous covariates. For triadic closure, if a prospective ij tie closes one more triad than an alternative tie, then, *ceteris paribus*, the probability of the former tie being created is greater by $e^{0.5493} = 1.732$. The substantive interpretation of Figure 2, then, is that i is about 73% more likely to propose an agreement with j_4 than with any other j . And because ties are symmetric, j_4 's probability of confirming that proposition is also 73% greater. In practice, states may share five, ten, or even 20 partners in common. *Ceteris paribus*, sharing ties to just five k third parties increases a given ij dyad's probability of cooperation nearly 15 times over. The estimates also show that a one-unit increase in PREFATTACHMENT increases the probability of an agreement by $e^{0.0508} = 1.052$, or a little over 5%. As expected, this effect is smaller than for triadic closure. Consider a hypothetical scenario where some potential target, j , increases its network ties by one. If that new tie extends

to a k state that does *not* have a tie to i , then the relative increase in the probability of an ij tie is only 5%. If, however, that k third party also has a tie to i , then the probability of an ij tie increases by an additional 73%. Nonetheless, for high-degree states the impact of preferential attachment can be powerful. In Figure 5, Japan has a degree score of 16, while China has a degree score of only 5; *ceteris paribus*, a state with an 11-point advantage in degree centrality is about 75% more likely to initiate and/or confirm new ties. Importantly, these closure and attachment effects are due entirely to countries' respective positions within the network. They are *not* artifacts of wealth, power, regime type, geographic location, trade dependence, or any other exogenous covariate.

To explore the substantive importance of these results, I employ out-of-sample prediction.³⁶ First, in order to concretely connect network influences to prevailing expectations of who is most likely to cooperate with whom, I examine the specific case of US relations with Eastern-bloc states in the waning days of the Cold War. Using parameter estimates from Models 1 and 2, I repeatedly simulate the evolution of the 1980 network and, based on the frequency with which specific y_{ij} ties appear in the simulated networks, derive predicted tied probabilities for subsequent, unobserved years. As shown in Figure 6, when the model includes only exogenous covariates (light gray bars), the predicted probabilities of cooperation between the US and specific targets vary substantially; the model anticipates cooperation between the US and large targets like East Germany and the USSR but severely underestimates the cooperative potential of smaller states like Albania, Czechoslovakia, Hungary, and Yugoslavia. Incorporating network influences (dark gray bars) increases the predicted probability of cooperation for all targets to at least 70%. Though we lack sufficient data to formally validate these predictions, the model nonetheless accurately forecasts an improvement in relations between the US and the Eastern Bloc over the course of the 1980s.

[Figure 6 about here.]

Next, to gauge the explanatory power of the network effects relative to exogenous covariates, I conduct rolling out-of-sample prediction for the full 1950–1980 period. This analysis involves, first,

³⁶On out-of-sample prediction with SAOMs, see Brandes, Indlekofer, and Mader (2012); Desmarais and Cranmer (2012); Koskinen and Edling (2012). As with most network models, the inferential goal of SAOMs is to explain the influence of local structural processes, which is not necessarily synonymous with edgewise prediction. Accordingly, network analysts typically assess fit via comparison of network statistics rather than prediction of ties. I employ edgewise prediction because of its greater familiarity to political scientists.

estimating a model on a five-year moving window of network observations (i.e., the training set); second, using the derived parameter estimates to predict agreements in the subsequent unmodeled observation moment (i.e., the validation set); and third, comparing these predictions to the observed creation of network ties.³⁷ Figure 7 illustrates the results using receiver operating characteristic (ROC) curves, which assess a predictor’s performance by comparing false positive and true positive rates across various predicted probability thresholds.³⁸ A larger area under the curve (AUC) indicates greater accuracy. Specifying separate models for network effects and the various categories of covariates allows direct comparisons of the predictive power of each. The goal is to determine whether network influences are better able to predict creation of new agreements than are traditional exogenous influences. Model (d) is the model of interest. This specification includes *only* the TRIADCLOSURE and PREFATTACHMENT effects and excludes *all* monadic and dyadic covariates. In short, this model attempts to predict new ties purely on the basis of endogenous network dynamics. Impressively, it yields a larger AUC (0.9) than any specification other than the full model. Network dynamics offer greater predictive power than any given combination of covariates. The embedded separation plots confirm this result. In a separation plot, vertical lines represent observed network ties, and the plotted area itself represents a probability spectrum, with the predicted probability of a tie being lowest on the left of the plot and highest on the right (Greenhill, Ward, and Sacks 2011). Compared to other specifications, Model (d) locates a greater proportion of observed ties to the right of the plot, where their predicted probability is highest. This result is especially impressive considering that the network specification adds only two additional terms to the model (in addition to DENSITY), while the monadic models add three each and the dyadic model adds five. The network specification is both more parsimonious and more accurate.

[Figure 7 about here.]

Models 3–6 disaggregate the AGREEMENT coding into the four constituent categories. While the network effects vary in strength across issue areas, they are always positive and highly signif-

³⁷This sampling technique is mandated by the Markov assumption of the SAOM. For a different approach, where the validation set consists of an entirely separate group of networks, see Desmarais and Cranmer (2012).

³⁸For use of ROC curves to assess fit of network models, see Cranmer and Desmarais (2011); Cranmer, Desmarais, and Menninga (2012); Saul and Filkov (2007).

icant. Exponentiating the parameter estimates for TRIADCLOSURE reveals that, *ceteris paribus*, adding just one additional third-party tie increases the probability of cooperation in military agreements by 76%; in commodity agreements by 75%; in science agreements by 121%; and in fisheries agreements by nearly 300%. Similarly, a one-unit increase in PREFATTACHMENT increases the probability of cooperation in military agreements by 22%; in commodity agreements by 16%; in science agreements by 14%; and in fisheries agreements by 23%. The exogenous covariates, on the other hand, are volatile. Geographic contiguity has no effect on cooperation in science agreements but is significantly positive in the remaining three categories. Alliances increase cooperation in military agreements but have little effect elsewhere. Democracy also encourages military cooperation, but discourages creation of science agreements. Military capabilities encourage cooperation in all areas except, interestingly, military agreements. And economic development increases cooperation in fisheries agreements, weakly increases cooperation in military agreements, and is insignificant elsewhere. Only two covariates, trade dependence and shared IGO membership, are significantly positive across all areas. While these four issue areas represent key areas of bilateral cooperation, they are by no means exhaustive. Rohn (1984) identified over 90 distinct categories. Many of these contain too few agreements to obtain reliable network estimates, and others involve issues, such as humanitarian aid, that are highly asymmetric or do not exhibit traditional cooperation problems. Nonetheless, the SI shows that the influence of triadic closure and preferential attachment extends to agreements on taxation and fiscal evasion, patents and copyrights, air and water transport, mass media, postal services, telecommunications, cultural and artistic exchange, and numerous others.

Finally, Hypothesis 3 argues for an interaction between third-party agreements and exogenous covariates. To measure this effect, illustrated in Figure 3(b) and formally defined in Eq. 5, I incorporate the dyadic covariates as $z_{jk} = z_{kj}$ third-party ties. For the monadic covariates, I calculate dyadic similarity scores for k and j 's regime type, military capabilities, and per-capita GDP.³⁹ I then specify seven separate covariate closure models for each of the four issue areas, plus the AGREEMENT coding, for a total of 35 separate estimations. In order to focus on the quantities of interest and avoid multicollinearity, each model includes only network effects, the covariate closure effect, and a dyadic control for the relevant covariate. The goal is to determine

³⁹To improve convergence of the estimation algorithm, the $z_{jk} = z_{kj}$ ties are dichotomized to zero or one. I dichotomize at the 75th centile, though varying this threshold does not substantially change the results.

whether having connections to i 's current k partners (e.g., via military alliances or trade ties) and/or sharing similarities with those k partners (e.g., in regime type or military power) makes a potential j partner more likely to be targeted by i for cooperation.

[Figure 8 about here.]

Figure 8 lists estimates from the 35 covariate closure models. Unsurprisingly, the effect of covariate closure (shown by the solid circles) is generally substantively weaker than the direct dyadic effect of the covariate (the hollow circles). Nonetheless, covariate closure can be powerful. In particular, closure in geographic contiguity and trade dependence are both significantly positive across all issue areas. *Ceteris paribus*, states are more likely to select j partners who are geographically proximate to their existing k partners, by anywhere from 46% (in commodity agreements) to 197% (in fisheries agreements). The effect of closure in trade dependence is even stronger, increasing the probability of dyadic cooperation by anywhere from 70% to 350%. Of the remaining dyadic covariates, closure in alliances is significant in all but commodity agreements, while closure in IGOs is significant only in fisheries. Importantly, these effects depend entirely on connections between i 's current k partners and the prospective j partner, *not* on connections between i and j directly. Effects for closure in monadic similarity are weaker. Similarity in economic development encourages ij closure only in military and fisheries agreements, while similarity in either regime type or military capabilities encourages closure only in military agreements. Overall, then, the data reveal strong evidence of closure in geography and trade, but mixed results for the remaining covariates. Just as importantly, the primary network effects are extremely robust across model specifications. With only a few exceptions—e.g., in military and commodity agreements, closure in trade dependence overwhelms triadic closure—the estimates for both TRIADCLOSURE and PREFATTACHMENT are consistently positive and significant, confirming that network effects are indeed substantively influential and not epiphenomenal to other types of third-party ties.

5 Discussion

IR scholars have long viewed international cooperation as an endogenously fueled process. This analysis puts endogenous influences in the spotlight, treating them not as methodological nuisances

but as phenomena of substantive importance. Interdependencies do not emerge *ex nihilo* but are the result of distinct social processes. They warrant theoretical and empirical inquiry. The logics of information and externalities mechanisms provide a basic framework for understanding bilateral interdependencies. While these mechanisms may vary in intensity from one issue area to the next—and in some cases, they may be overshadowed by other, more issue-specific mechanisms—their theoretical breadth ensures applicability to a broad spectrum of cooperation problems. Across issue areas, network influences are among the most consistent and powerful determinants of bilateral cooperation. Ignoring network influences may even lead to erroneous inferences. The differences between Models 1 and 2, for example, indicate that such oft-cited influences as IGOs, military power, and economic development diminish in substantive significance once network influences enter the equation. Similarly, the example of US relations with Eastern-bloc states reveals that, even for very specific contexts, omitting network effects dramatically changes our expectations of when, where, and with whom cooperation is most likely to occur. Indeed, out-of-sample prediction suggests that if analysts wish to assess prospects for international cooperation, they will likely glean more insight—and more predictive power—from the structure of the network itself than from exogenous covariates.

More generally, the analysis provides insights into three enduring, interrelated puzzles. The first and most fundamental puzzle centers on the question of how states overcome collaboration and coordination dilemmas and engage in meaningful cooperation. I propose a hitherto ignored possibility: cooperation agreements endogenously affect coordination and collaboration by conveying strategic information and generating externalities. The argument is probabilistic; network ties increase the probability of certain forms of bilateral cooperation, but by no means do they fully eradicate cooperation problems. Rather, states that might otherwise lack credible information or material incentives can utilize extra-dyadic agreements as stepping stones to their own cooperative endeavors. This proposition is consistent with the long tradition in IR theory of treating international relations as a complex system of interdependent actors; indeed, it is controversial only if we make the highly unrealistic assumption that states—and the leaders within them—are perpetually oblivious to one another's activities.

The analysis also addresses the puzzle of why cooperation varies so dramatically across states. Naturally, due to exogenous conditions, some states converge more in their preferences than others,

which in turn affects their opportunities for mutual gains and willingness to achieve gains through cooperation. Yet, the model shows that geography, IGOs, trade, power, and other exogenous conditions only partially explain variations in cooperation. A more enduring explanation is that some states simply share more bilateral agreements with politically relevant third parties. They cooperate more because their partners cooperate more, and their partners' ties endogenously affect their own costs and benefits for cooperation. These influences have largely been ignored in IR scholarship, but they promise new avenues for exploration of regional integration, regime complexes, global governance, and a host of other phenomena.

A third puzzle concerns the recent macro-level trend toward greater bilateralism. A key benefit of network models is that they explicitly and inextricably connect micro-level actions to macro-level outcomes (and vice versa). The structure of international cooperation is both a cause and consequence of individual decision-making. Much like contagion and diffusion processes in democratization, investment, and elsewhere (e.g., Elkins, Guzman, and Simmons 2006; Gleditsch and Ward 2006), the growth of bilateralism is endogenously spurred by the increased presence of bilateral agreements. As bilateral ties increase, the potential for network influences also increases. By providing states with greater avenues for addressing informational asymmetries and gaps in gains, each additional network tie incentivizes further ties. The micro-level implication of this trend is that any random ij dyad should find more opportunities for cooperation as the number of system-wide ties increases. And at the macro level, as individual dyads draw upon existing ties to forge new cooperative endeavors, the overall density of ties in the international system increases correspondingly—as evidenced by the post-World War II growth in bilateralism.

Interdependence is the natural condition of world politics. Network analysis offers an especially valuable means of theoretically specifying and empirically measuring these interdependencies. It is by no means the only approach, but it has the great benefit of comporting well with long-standing intuitions about the structure of the international system. The conclusion that network influences reverberate throughout processes of international cooperation complements growing evidence of network effects in international conflict (Ward, Siverson, and Cao 2007), military alliances (Cranmer, Desmarais, and Menninga 2012; Warren 2010), economic policies (Cao 2009), diplomatic representation (Kinne 2014), and elsewhere. The question, then, is not whether networks matter in international politics, but *how* and *why* they matter.

References

- Abbott, Kenneth W., and Duncan Snidal. 2000. "Hard and soft law in international governance." *International Organization* 54 (3): 421–456.
- Axelrod, Robert. 1984. *The Evolution of Cooperation*. New York: Basic Books.
- Bagwell, Kyle, and Robert W. Staiger. 1997. "Multilateral tariff cooperation during the formation of customs unions." *Journal of International Economics* 42 (1-2): 91–123.
- Bala, Venkatesh, and Sanjeev Goyal. 2000. "A Noncooperative Model of Network Formation." *Econometrica* 68 (5): 1181–1229.
- Barabási, Albert-László, and Réka Albert. 1999. "Emergence of Scaling in Random Networks." *Science* 286 (5439): 509–512.
- Barbieri, Katherine, and Omar M. G. Keshk. 2012. "Correlates of War Project Trade Data Set Codebook, Version 3.0." Available at <http://correlatesofwar.org>.
- Bommarito, Michael, Daniel Martin Katz, and Paul Poast. 2012. "World Treaty Index: An Electronic Treaty Database Spanning the 20th Century." Available at <http://www.worldtreatyindex.com/index.html>.
- Brandes, Ulrik, Natalie Indlekofer, and Martin Mader. 2012. "Visualization Methods for Longitudinal Social Networks and Stochastic Actor-Oriented Modeling." *Social Networks* 34 (3): 291–308.
- Bu, Liping. 1999. "Educational exchange and cultural diplomacy in the Cold War." *Journal of American Studies* 33 (3): 393–415.
- Burt, Ronald S. 1992. *Structural Holes: The Social Structure of Competition*. Cambridge, MA: Harvard University Press.
- Cao, Xun. 2009. "Networks of Intergovernmental Organizations and Convergence in Domestic Economic Policies." *International Studies Quarterly* 53 (4): 1095–1130.
- Cha, Victor D. 1999. *Alignment Despite Antagonism: The United States-Korea-Japan Security Triangle*. Stanford, California: Stanford Univ Press.

- Chayes, Abram, and Antonia Handler Chayes. 1996. *The New Sovereignty: Compliance with International Regulatory Agreements*. Cambridge, MA: Harvard University Press.
- Chen, Maggie Xiaoyang, and Sumit Joshi. 2010. "Third-country effects on the formation of free trade agreements." *Journal of International Economics* 82 (2): 238–248.
- Correlates of War Project. 2006. "Direct Contiguity Data, 1816-2006, Version 3.1." Available at <http://correlatesofwar.org>. Accessed March 6, 2012.
- Cranmer, Skyler J., and Bruce A. Desmarais. 2011. "Inferential Network Analysis with Exponential Random Graph Models." *Political Analysis* 19 (1): 66–86.
- Cranmer, Skyler J., Bruce A. Desmarais, and Elizabeth J. Menninga. 2012. "Complex Dependencies in the Alliance Network." *Conflict Management and Peace Science* 29 (3): 279–313.
- Dai, Xinyuan, and Duncan Snidal. 2010. "International Cooperation Theory." In *The International Studies Encyclopedia*, ed. Robert A. Denemark. Blackwell Reference Online: Blackwell.
- Davis, Christina L. 2004. "International institutions and issue linkage: Building support for agricultural trade liberalization." *American Political Science Review* 98 (1): 153–169.
- Desmarais, Bruce A., and Skyler J. Cranmer. 2012. "Micro-Level Interpretation of Exponential Random Graph Models with Application to Estuary Networks." *Policy Studies Journal* 40 (3): 402–434.
- Deutsch, Karl W., Sidney A. Burrell, Robert A. Kann, Maurice Lee, Jr., Martin Lichterman, Raymond E. Lindgren, Francis L. Loewenheim, and Richard W. Van Wagenen. 1957. *Political Community and the North Atlantic Area: International Organization in the Light of Historical Experience*. Princeton: Princeton University Press.
- Downs, George W., David M. Rocke, and Peter N. Barsoom. 1996. "Is the good news about compliance good news about cooperation?" *International Organization* 50 (03): 379–406.
- Egger, Peter, and Mario Larch. 2008. "Interdependent preferential trade agreement memberships: An empirical analysis." *Journal of International Economics* 76 (2): 384–399.

- Elkins, Zachary, Andrew T. Guzman, and Beth A. Simmons. 2006. "Competing for capital: The diffusion of bilateral investment treaties, 1960–2000." *International Organization* 60 (4): 811–846.
- Fearon, James D. 1998. "Bargaining, enforcement, and international cooperation." *International Organization* 52 (2): 269–305.
- Feinberg, Richard E. 2003. "The political economy of United States free trade arrangements." *The world economy* 26 (7): 1019–1040.
- Franzese Jr, Robert J., and Jude C. Hays. 2007. "Spatial Econometric Models of Cross-Sectional Interdependence in Political Science Panel and Time-Series-Cross-Section Data." *Political Analysis* 15 (2): 140–164.
- Garriga, Ana Carolina. 2009. "Regime Type and Bilateral Treaty Formalization: Do Too Many Cooks Spoil the Soup?" *Journal of Conflict Resolution* 53 (5): 698–726.
- Gleditsch, Kristian Skrede. 2002. "Expanded Trade and GDP Data." *Journal of Conflict Resolution* 46 (5): 712–724.
- Gleditsch, Kristian Skrede, and Michael D. Ward. 2001. "Measuring Space: A Minimum-Distance Database and Applications to International Studies." *Journal of Peace Research* 38 (6): 749–768.
- Gleditsch, Kristian Skrede, and Michael D. Ward. 2006. "Diffusion and the international context of democratization." *International Organization* 60 (4): 911–933.
- Gould-Davies, Nigel. 2003. "The logic of Soviet cultural diplomacy." *Diplomatic History* 27 (2): 193–214.
- Granovetter, Mark S. 1973. "The strength of weak ties." *American journal of sociology* 78 (6): 1360–1380.
- Green, Michael J. 1999. "Japan-ROK Security Relations: An American Perspective." In *America's Alliances with Japan and Korea in a Changing Northeast Asia*. The Walter H. Shorenstein Asia-Pacific Research Center.
- Greene, William H. 2003. *Econometric Analysis*. 5th ed. Upper Saddle River, NJ: Prentice Hall.

- Greenhill, Brian, Michael D. Ward, and Audrey Sacks. 2011. "The Separation Plot: A New Visual Method for Evaluating the Fit of Binary Models." *American Journal of Political Science* 55 (4): 991–1002.
- Hafner-Burton, Emilie M., and Alexander H. Montgomery. 2006. "Power Positions: International Organizations, Social Networks, and Conflict." *Journal of Conflict Resolution* 50 (1): 3–27.
- Hafner-Burton, Emilie M., Miles Kahler, and Alexander H. Montgomery. 2009. "Network Analysis for International Relations." *International Organization* 63 (3): 559–992.
- Hays, Jude C., Aya Kachi, and Robert J. Franzese Jr. 2010. "A Spatial Model Incorporating Dynamic, Endogenous Network Interdependence: A Political Science Application." *Statistical Methodology* 7 (3): 406–428.
- Heider, Fritz. 1958. *The Psychology of Interpersonal Relations*. New York: Wiley.
- Hixson, Walter L. 1997. *Parting the Curtain: Propaganda, Culture, and the Cold War, 1945–1961*. New York: St. Martin's.
- Hoff, Peter D., and Michael D. Ward. 2004. "Modeling Dependencies in International Relations Networks." *Political Analysis* 12 (2): 160–175.
- Holland, Paul W., and Samuel Leinhardt. 1971. "Transitivity in structural models of small groups." *Comparative Group Studies* 2 (2): 107–124.
- Kang, Joon-Suk. 2003. "The United Nation convention on the law of the sea and fishery relations between Korea, Japan and China." *Marine Policy* 27 (2): 111–124.
- Keohane, Robert O. 1984. *After Hegemony: Cooperation and Discord in the World Political Economy*. Princeton, NJ: Princeton University Press.
- Keohane, Robert O., and Joseph S. Nye. 1989. *Power and Interdependence*. 2nd ed. New York: Harper Collins.
- Kim, Sun Pyo. 2003. "The UN convention on the law of the sea and new fisheries agreements in north East Asia." *Marine Policy* 27 (2): 97–109.

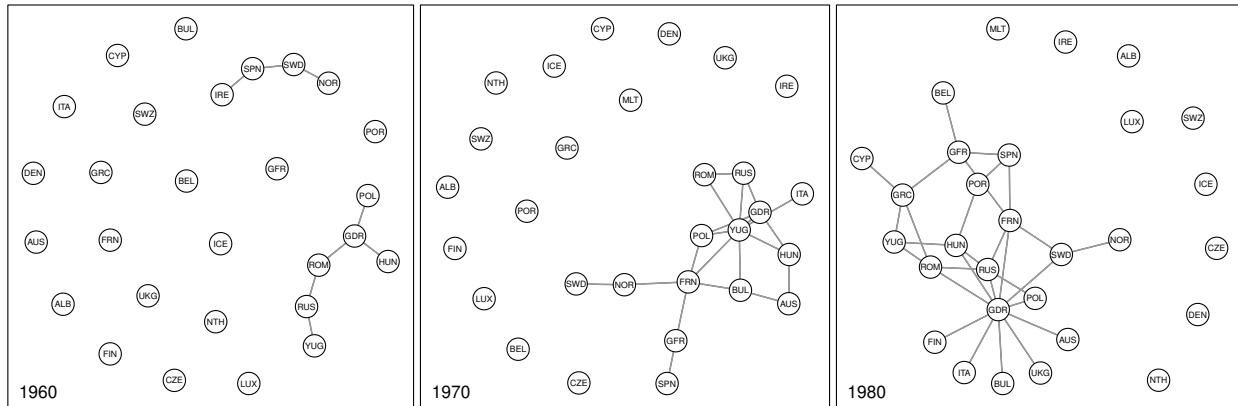
- Kinne, Brandon J. 2014. "Dependent Diplomacy: Signaling, Strategy, and Prestige in the Diplomatic Network." *International Studies Quarterly* Forthcoming.
- Klemm, Konstantin, and Victor M. Eguiluz. 2002. "Highly Clustered Scale-Free Networks." *Physical Review E* 65 (3): 036123.
- Koremenos, Barbara, Charles Lipson, and Duncan Snidal. 2001. "The Rational Design of International Institutions." *International Organization* 55 (4): 761–800.
- Koskinen, Johan, and Christofer Edling. 2012. "Modelling the Evolution of a Bipartite Network: Peer Referral in Interlocking Directorates." *Social Networks* 34 (3): 309–322.
- Kossinets, Gueorgi. 2006. "Effects of missing data in social networks." *Social networks* 28 (3): 247–268.
- Kydd, Andrew H. 2005. *Trust and Mistrust in International Relations*. Princeton, NJ: Princeton University Press.
- Lake, David A., and Robert Powell. 1999. *Strategic Choice and International Relations*. Princeton, NJ: Princeton University Press.
- Leeds, Brett Ashley, Jeffrey M. Ritter, Sarah M. Mitchell, and Andrew G. Long. 2002. "Alliance Treaty Obligations and Provisions, 1815–1944." *International Interactions* 28 (3): 237–260.
- Lipson, Charles. 1984. "International cooperation in economic and security affairs." *World Politics* 37 (1): 1–23.
- London, Richard. 1997. *Survival models and their estimation*. Winsted, CT: ACTEX.
- Long, J. Scott. 1997. *Regression models for categorical and limited dependent variables*. Thousand Oaks, CA: Sage Publications.
- Manger, Mark S., Mark A. Pickup, and Tom A. B. Snijders. 2012. "A Hierarchy of Preferences: A Longitudinal Network Analysis Approach to PTA Formation." *Journal of Conflict Resolution* 56 (5): 853–878.

- Mansfield, Edward D., Helen V. Milner, and B. Peter Rosendorff. 2002. "Why democracies cooperate more: Electoral control and international trade agreements." *International Organization* 56 (3): 477–513.
- Maoz, Zeev. 2012. "Preferential Attachment, Homophily, and the Structure of International Networks, 1816–2003." *Conflict Management and Peace Science* 29 (3): 341–369.
- Maoz, Zeev, Lesley G. Terris, Ranan D. Kuperman, and Ilan Talmud. 2007. "What Is the Enemy of My Enemy? Causes and Consequences of Imbalanced International Relations, 1816-2001." *Journal of Politics* 69 (1): 100–115.
- Marshall, Monty G., and Keith Jagers. 2002. "Polity IV project: Political regime characteristics and transitions, 1800-2002." Available at <http://www.systemicpeace.org/polity/polity4.htm>. Accessed December 21, 2012.
- Martin, Lisa L. 1992. "Interests, power, and multilateralism." *International Organization* 46 (4): 765–792.
- Martin, Lisa L., and Beth A. Simmons. 1998. "Theories and empirical studies of international institutions." *International Organization* 52 (04): 729–757.
- McPherson, Miller, Lynn Smith-Lovin, and James M. Cook. 2001. "Birds of a feather: Homophily in Social Networks." *Annual Review of Sociology* 27: 415–444.
- Mitchell, Ronald B. 2003. "International environmental agreements: A survey of their features, formation, and effects." *Annual Review of Environment and Resources* 28 (1): 429–461.
- Morrow, James D. 1994. "Modeling the forms of international cooperation: Distribution versus information." *International Organization* 48 (3): 387–387.
- Neumayer, Eric, and Thomas Plümper. 2010. "Spatial Effects in Dyadic Data." *International Organization* 64 (01): 145–166.
- Newman, Mark E. J. 2003a. "Mixing patterns in networks." *Physical Review E* 67 (2): 026126.
- Newman, Mark E. J. 2003b. "The Structure and Function of Complex Networks." *SIAM Review* 45 (2): 167–256.

- Oye, Kenneth A. 1985. "Explaining cooperation under anarchy: Hypotheses and strategies." *World Politics* 38 (1): 1–24.
- Pevehouse, Jon C., Timothy Nordstrom, and Kevin Warnke. 2004. "The Correlates of War 2 International Governmental Organizations Data Version 2.0." *Conflict Management and Peace Science* 21 (2): 101–119.
- Ravasz, Erzsébet, and Albert-László Barabási. 2003. "Hierarchical Organization in Complex Networks." *Physical Review E* 67 (2): 026112.
- Richmond, Yale. 2003. *Cultural exchange & the Cold War: Raising the iron curtain*. University Park, PA: The Pennsylvania State University Press.
- Ripley, Ruth M., Tom A. B. Snijders, and Paulina Preciado. 2012. "Manual for RSiena." Available at <http://www.stats.ox.ac.uk/siena/>. University of Oxford, Department of Statistics, Nuffield College.
- Robins, Garry, Pip Pattison, Yuval Kalish, and Dean Lusher. 2007. "An Introduction to Exponential Random Graph (p^*) Models for Social Networks." *Social networks* 29 (2): 173–191.
- Rohn, Peter. 1984. *World Treaty Index*. 2nd ed. Santa Barbara, CA: ABC-Clio Information Services.
- Saul, Zachary M., and Vladimir Filkov. 2007. "Exploring Biological Network Structure Using Exponential Random Graph Models." *Bioinformatics* 23 (19): 2604–2611.
- Signorino, Curtis S. 1999. "Strategic Interaction and the Statistical Analysis of International Conflict." *American Political Science Review* 93 (2): 279–297.
- Simmons, Beth A., and Allison Danner. 2010. "Credible Commitments and the International Criminal Court." *International Organization* 64 (2): 225–56.
- Singer, J. David. 1987. "Reconstructing the Correlates of War Dataset on Material Capabilities of States, 1916-1985." *International Interactions* 14 (2): 115–132.
- Snidal, Duncan. 1985. "Coordination versus prisoners' dilemma: Implications for international cooperation and regimes." *The American Political Science Review* 79 (4): 923–942.

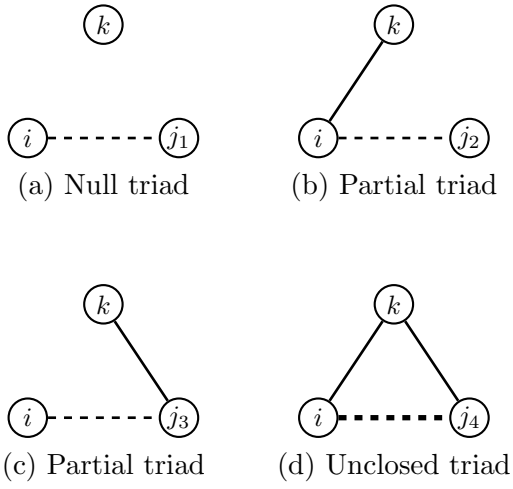
- Snijders, Tom A. B. 2001. "The Statistical Evaluation of Social Network Dynamics." *Sociological Methodology* 31: 361–395.
- Snijders, Tom A. B. 2005. "Models for Longitudinal Network Data." In *Models and methods in social network analysis*, ed. Peter J. Carrington, John Scott, and Stanley Wasserman. New York: Cambridge University Press pp. 215–247.
- Snijders, Tom A. B., Gerhard G. van de Bunt, and Christian E. G. Steglich. 2010. "Introduction to Stochastic Actor-Based Models for Network Dynamics." *Social Networks* 32 (1): 44–60.
- Stein, Arthur A. 1982. "Coordination and collaboration: Regimes in an anarchic world." *International Organization* 36 (02): 299–324.
- Tomz, Michael. 2007. *Reputation and international cooperation: Sovereign debt across three centuries*. Princeton, NJ: Princeton Univ Press.
- Waltz, Kenneth Neal. 1979. *Theory of International Politics*. Reading, MA: Addison-Wesley.
- Ward, Michael D., Randolph M. Siverson, and Xun Cao. 2007. "Disputes, Democracies, and Dependencies: A Reexamination of the Kantian Peace." *American Journal of Political Science* 51 (3): 583–601.
- Warren, Camber. 2010. "The Geometry of Security: Modeling Interstate Alliances as Evolving Networks." *Journal of Peace Research* 47 (6): 697–709.
- Wasserman, Stanley, and Katherine Faust. 1994. *Social Network Analysis: Methods and Applications*. New York: Cambridge University Press.
- Watts, Duncan J. 1999. "Networks, Dynamics, and the Small-World Phenomenon." *American Journal of Sociology* 105 (2): 493–527.
- Watts, Duncan J., and Steven H. Strogatz. 1998. "Collective Dynamics of 'Small-World' Networks." *Nature* 393: 440–442.
- Weintraub, Sidney. 2004. "Lessons from the Chile and Singapore Free Trade Agreements." In *Free Trade Agreements: US Strategies and Priorities*, ed. Jeffrey J. Schott. Washington, D.C.: Institute for International Economics pp. 79–92.

Figure 1: Evolution of Bilateral Scientific and Technological Agreements in Europe, 1960–1980



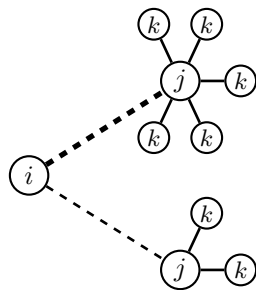
Note: Lines indicate agreements entered into force within past ten years (including year of observation). Node placement determined by Fruchterman-Reingold algorithm. See the SI for acronyms.

Figure 2: Four Types of Triads

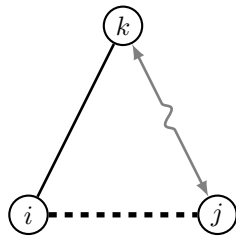


Note: Solid lines indicate bilateral cooperation agreements.
Dashed lines indicate prospective agreements.

Figure 3: Additional Network Influences



(a) Preferential attachment effect



(b) Covariate closure effect

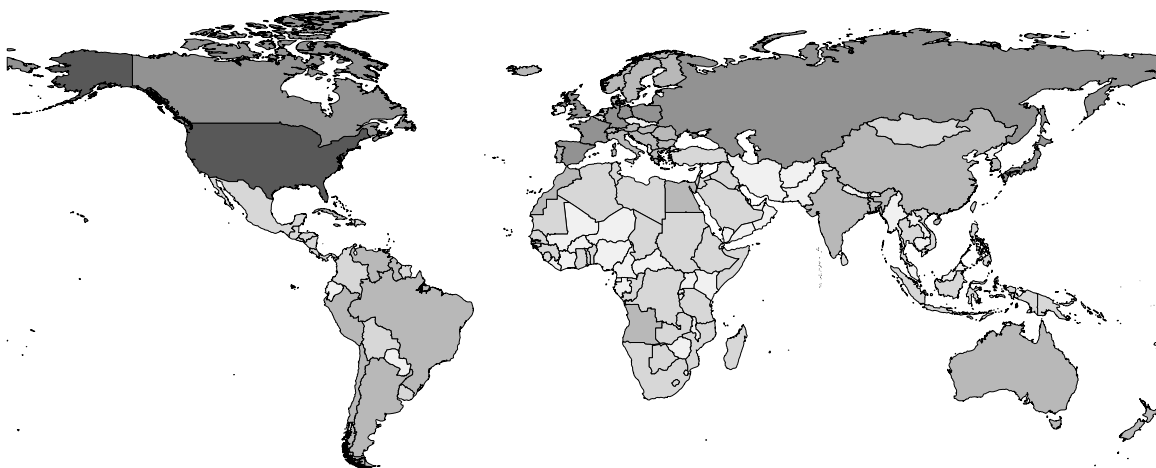
Note: Solid lines indicate bilateral cooperation agreements. Dashed lines indicate prospective agreements. Gray arrows indicate ties or similarities in exogenous covariates.

Figure 4: Third-Party Ties in Bilateral Cooperation Agreements, 1960 and 1980



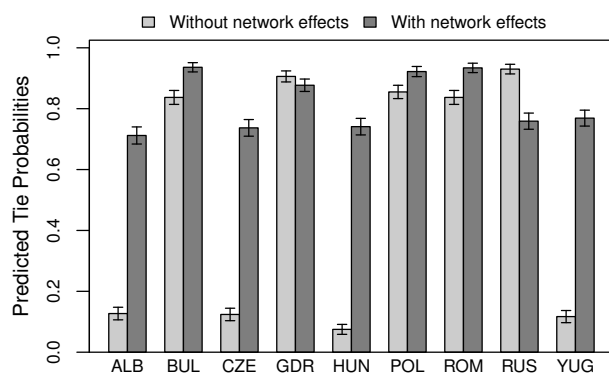
Note: Based on AGREEMENT coding, $\tau = 3$. Proximity of nodes indicates number of shared 2-paths. Node size indicates each node's total number of 2-paths. Node positions determined by multidimensional scaling with slight jittering to increase readability. Only states with a nodal degree of 2 or greater are shown.

Figure 5: Degree Centrality in Bilateral Cooperation Agreements, 1980



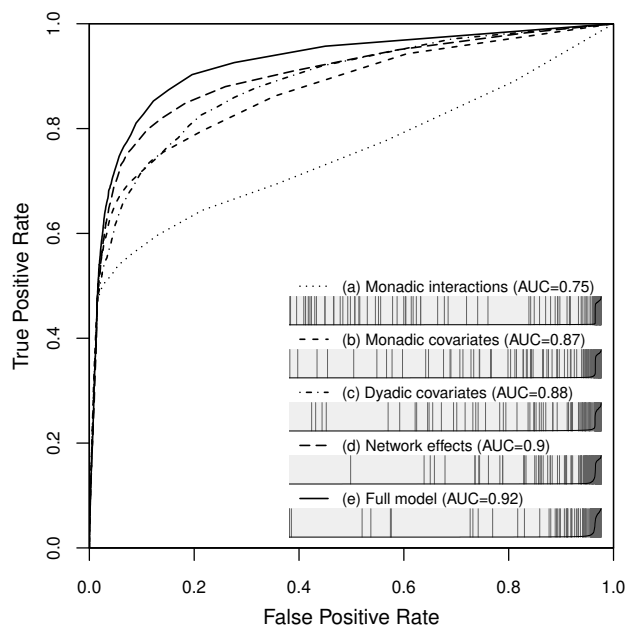
Note: Based on AGREEMENT coding, $\tau = 3$. Darker shading indicates greater degree centrality.

Figure 6: Predicted Bilateral Cooperation between US and Eastern Bloc, 1980



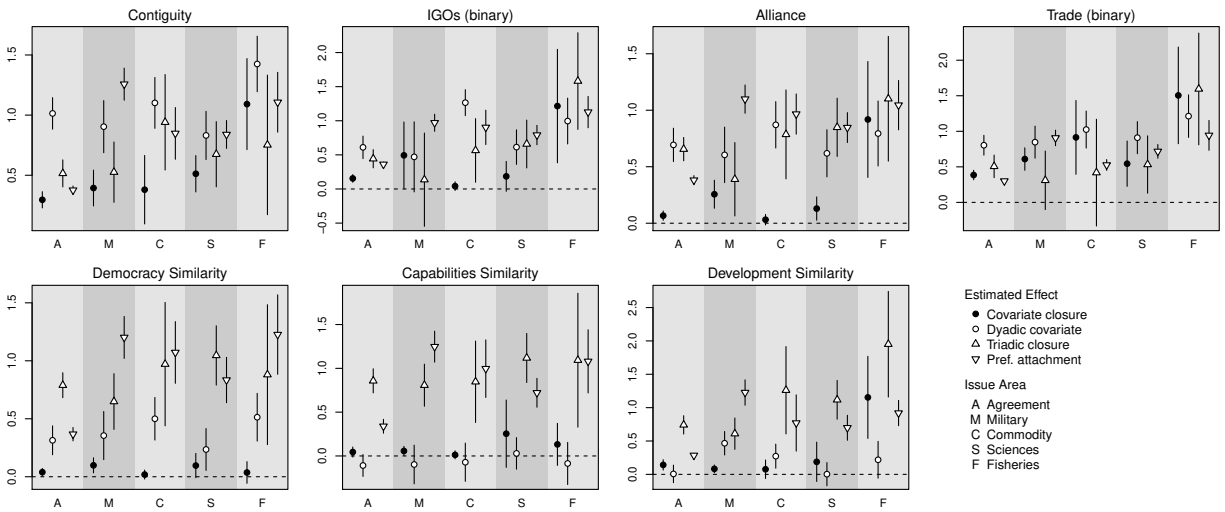
Note: Bars show predicted probability of US proposing a bilateral cooperation agreement with specific targets. Based on 1,000 simulations of 1980 network, using parameter estimates from Models 1 and 2. Intervals are 95% confidence intervals.

Figure 7: Prediction of Newly Created Ties, 1950–1980



Note: ROC plot shows true/false positive rates across various predicted probability thresholds. AUCs closer to 1 indicate better performance. Embedded separation plots show observed newly created agreements as vertical lines and predicted probabilities as a continuum from left (lowest) to right (highest). For clarity, separation plots based on 25,000 randomly sampled predictions.

Figure 8: Effect of Covariate Closure across Issue Areas, 1950–1980



Note: Each panel shows results for a specific covariate. Each shaded area represents a separate model in a specific issue area. Symbols are point estimates. Lines are 95% confidence intervals. To improve readability, estimates for TRIADCLOSURE are rescaled by a factor of 0.5 in fisheries agreements, and estimates for PREFATTACHMENT are rescaled by a factor of 10 in all issue areas.

Table 1: Network Effects and Creation of Bilateral Cooperation Agreements, 1950–1980

	(1)	(2)	(3)	(4)	(5)	(6)
	AGREEMENT	AGREEMENT	MILITARY	COMMODITY	SCIENCES	FISHERIES
Network Effects						
DENSITY	-1.8801*** (0.0474)	-2.1253*** (0.0522)	-2.8561*** (0.1208)	-2.8553*** (0.1176)	-2.5386*** (0.0905)	-2.7425*** (0.1273)
TRIADCLOSURE		0.5493*** (0.0573)	0.5668** (0.1764)	0.5574** (0.2164)	0.7939*** (0.1430)	1.3458** (0.4733)
PREFATTACHMENT		0.0508*** (0.0052)	0.1990*** (0.0232)	0.1446*** (0.0193)	0.1323*** (0.0156)	0.2110*** (0.0281)
Dyadic Covariates						
DISTANCE	0.0052 (0.0039)	-0.0043 (0.0042)	0.0198* (0.0078)	0.0128 (0.0075)	-0.0054 (0.0063)	-0.0007 (0.0081)
CONTIGUITY	0.7646*** (0.0899)	0.7294*** (0.0928)	0.6367*** (0.1703)	0.6402*** (0.1623)	0.1867 (0.1412)	1.3603*** (0.1779)
IGOs	0.0342*** (0.0038)	0.0208*** (0.0041)	0.0265*** (0.0071)	0.0450*** (0.0072)	0.0194** (0.0061)	0.0361*** (0.0082)
ALLIANCE	-0.0496 (0.0786)	-0.0683 (0.0821)	0.4500*** (0.1325)	-0.2992* (0.1412)	-0.0737 (0.1154)	-0.0854 (0.1533)
TRADE	0.1889*** (0.0129)	0.1811*** (0.0133)	0.2030*** (0.0278)	0.2038*** (0.0262)	0.2201*** (0.0209)	0.1048*** (0.0227)
Monadic Covariates						
DEMOCRACY	0.0089 (0.0055)	0.0033 (0.0057)	0.0502*** (0.0123)	0.0084 (0.0112)	-0.0435*** (0.0088)	0.0002 (0.0115)
DEM × DEM	0.0004 (0.0004)	0.0006 (0.0004)	0.0010 (0.0010)	-0.0005 (0.0008)	0.0010 (0.0006)	-0.0007 (0.0008)
CAPABILITIES	5.7072*** (0.2039)	3.2888*** (0.2567)	0.0822 (0.5365)	3.5677*** (0.3823)	4.0859*** (0.3908)	2.7764*** (0.5034)
CAP × CAP	-0.8474 (1.8330)	-1.6786 (1.6461)	2.4629 (1.9123)	-1.8019 (2.0023)	0.5791 (1.9280)	-1.0157 (2.9930)
DEVELOPMENT	0.2784*** (0.0423)	0.1442** (0.0445)	0.2206* (0.1026)	-0.0568 (0.0824)	0.0770 (0.0622)	0.3965*** (0.0948)
DEV × DEV	-0.0286 (0.0235)	-0.0531* (0.0238)	-0.0811 (0.0547)	0.0007 (0.0435)	-0.0404 (0.0326)	-0.0644 (0.0545)
Iterations β	2,820	2,741	2,625	2,585	2,570	2,653
Iterations s.e.(β)	5,000	5,000	5,000	5,000	5,000	5,000

* $p < 0.05$; ** $p < 0.01$; *** $p < 0.001$. Standard errors in parentheses. $N_{1950} = 75$; $N_{1980} = 150$. Estimates indicate effect on network tie creation, based on stochastic actor-oriented model of network evolution. Estimation method is simulated method of moments. All t-ratios for deviations from targeted values < 0.1 (excellent convergence).