

NEUTRAL PION EMISSION FROM ACCELERATED PROTONS IN THE SUPERNOVA REMNANT W44

A. GIULIANI¹, M. CARDILLO^{2,3}, M. TAVANI^{2,4,5}, Y. FUKUI⁶, S. YOSHIKI⁶, K. TORII⁶, G. DUBNER⁷, G. CASTELLETTI⁷, G. BARBIELLINI⁸, A. BULGARELLI⁹, P. CARAVEO¹, E. COSTA², P. W. CATTANEO¹⁰, A. CHEN¹, T. CONTESSI¹, E. DEL MONTE², I. DONNARUMMA², Y. EVANGELISTA², M. FEROCI², F. GIANOTTI⁹, F. LAZZAROTTO², F. LUCARELLI¹¹, F. LONGO⁸, M. MARISALDI⁹, S. MEREGHETTI¹, L. PACCIANI², A. PELLIZZONI¹², G. PIANO², P. PICOZZA³, C. PITTORI¹¹, G. PUCELLA¹³, M. RAPISARDA², A. RAPPOLDI¹⁰, S. SABATINI², P. SOFFITTA², E. STRIANI², M. TRIFOGLIO⁹, A. TROIS¹², S. VERCELLONE¹⁴, F. VERRECCHIA¹¹, V. VITTORINI², S. COLAFRANCESCO¹⁵, P. GIOMMI¹¹, AND G. BIGNAMI¹⁶

¹ INAF-IASF Milano, via E. Bassini 15, 20133 Milano, Italy

² INAF/IASF-Roma, via Del Fosso del Cavaliere 100, 00133 Roma, Italy

³ Dipartimento di Fisica, Università degli Studi di Roma "Tor Vergata," via della Ricerca Scientifica 1, 00133 Roma, Italy

⁴ Consorzio Interuniversitario Fisica Spaziale (CIFS), villa Gualino, v. la Settimo Severo 63, 10133 Torino, Italy

⁵ INFN Roma Tor Vergata, via della Ricerca Scientifica 1, 00133 Roma, Italy

⁶ Department of Astrophysics, Nagoya University, Chikusa-ku, Nagoya 464-8602, Japan

⁷ Instituto de Astronomía y Física del Espacio (IAFE, CONICET-UBA), 1428 Buenos Aires, Argentina

⁸ Dipartimento di Fisica and INFN, Via Valerio 2, I-34127 Trieste, Italy

⁹ INAF/IASF-Bologna, Via Gobetti 101, I-40129 Bologna, Italy

¹⁰ INFN-Pavia, Via Bassi 6, I-27100 Pavia, Italy

¹¹ ASI-ASDC, Via G. Galilei, I-00044 Frascati (Roma), Italy

¹² INAF, Osservatorio Astronomico di Cagliari, Poggio dei Pini, strada 54, I-09012 Capoterra, Italy

¹³ ENEA-Frascati, Via E. Fermi 45, I-00044 Frascati (Roma), Italy

¹⁴ INAF/IASF-Palermo, Via U. La Malfa 153, I-90146 Palermo, Italy

¹⁵ INAF, Osservatorio Astronomico di Roma, Monte Porzio Catone, Italy

¹⁶ Istituto Universitario di Studi Superiori (IUSS), viale Lungo Ticino Sforza 56, 27100 Pavia, Italy

Received 2011 August 3; accepted 2011 October 20; published 2011 November 11

ABSTRACT

We present the AGILE gamma-ray observations in the energy range 50 MeV–10 GeV of the supernova remnant (SNR) W44, one of the most interesting systems for studying cosmic-ray production. W44 is an intermediate-age SNR ($\sim 20,000$ years) and its ejecta expand in a dense medium as shown by a prominent radio shell, nearby molecular clouds, and bright [S II] emitting regions. We extend our gamma-ray analysis to energies substantially lower than previous measurements which could not conclusively establish the nature of the radiation. We find that gamma-ray emission matches remarkably well both the position and shape of the inner SNR shocked plasma. Furthermore, the gamma-ray spectrum shows a prominent peak near 1 GeV with a clear decrement at energies below a few hundreds of MeV as expected from neutral pion decay. Here we demonstrate that (1) hadron-dominated models are consistent with all W44 multiwavelength constraints derived from radio, optical, X-ray, and gamma-ray observations; (2) ad hoc lepton-dominated models fail to explain simultaneously the well-constrained gamma-ray and radio spectra, and require a circumstellar density much larger than the value derived from observations; and (3) the hadron energy spectrum is well described by a power law (with index $s = 3.0 \pm 0.1$) and a low-energy cut-off at $E_c = 6 \pm 1$ GeV. Direct evidence for pion emission is then established in an SNR for the first time.

Key words: acceleration of particles – cosmic rays – gamma rays: general – ISM: supernova remnants

Online-only material: color figures

1. INTRODUCTION

Providing an unambiguous proof of the cosmic-ray origin until now has been elusive, despite many decades of attempts and controversial claims (e.g., Fermi 1949; Ginzburg & Syrovatskii 1964; Torres et al. 2003; Aharonian 2004; Berezhko & Voelk 2007; Butt 2009). Cosmic rays are mainly protons and heavy ions (hadrons) and, in a few percent, electrons and positrons. Supernova remnants (SNRs) are ideal candidates for the cosmic-ray production up to energies near $E_{\text{knee}} = 10^{15}$ eV. The SNR energy output in the Galaxy can indeed supply the energy budget necessary to maintain the present population of cosmic rays. Furthermore, the observations of ultra-relativistic electrons support the hypothesis that protons are also accelerated in these objects (for a recent review, see Reynolds 2008 and references therein). Proving the fact that the SNR origin of hadronic cosmic rays is difficult because of the complexity of the SNR–environment interaction. From an observational point

of view, a direct proof can be given by an unambiguous detection of the gamma-ray emission expected from neutral pion decay in hadronic interactions. However, radiation from co-spatially accelerated electrons can mask and sometimes overcome the expected neutral pion decay signature of proton/ion emission in the 100 MeV–a few TeV energy range. Recent analysis suggests that several gamma-ray observations of SNRs can be understood in terms of accelerated hadrons (Castro & Slane 2010; Giuliani et al. 2010b; Abdo et al. 2009, 2010a, 2010b, 2010c). However, it is currently not possible to exclude that the observed γ -ray emission is produced by leptons alone. The discrepancies between leptonic and hadronic models are expected to be more evident at low energies (50–100 MeV). Gamma-ray astronomy in this energy band is very challenging because of high background-noise flux and of the strong multiple scattering suffered by electrons originating from γ -ray events. The AGILE/GRID instrument (calibrated in the 50 MeV–10 GeV band), however, has already shown its ability

to provide an energy spectrum starting at 50 MeV for bright objects (Vercellone et al. 2009; Giuliani et al. 2010a; Vittorini et al. 2011). In this paper, we report on a low-energy γ -ray and multiwavelength spectrum for the SNR W44 in order to constrain the emitting particle spectrum and discriminate between leptonic and hadronic models.

2. THE SUPERNOVA REMNANT W44

SNR W44 (G34.7–0.4) is a well-studied middle-aged ($\sim 20,000$ yr) SNR located in the Galactic disk at a distance of ~ 3 kpc from Earth (Clark & Caswell 1976; Wolszczan et al. 1991). W44 is an ideal system to test the presence of accelerated hadrons and the interplay between hadronic and leptonic models. Radio (Castelletti et al. 2007 and references therein) and X-ray (Watson et al. 1983) mapping of the SNR show a roughly elliptical shocked shell and a centrally peaked emission, respectively. In the IR band (Reach et al. 2005) it is evident that the shell is expanding into a dense surrounding medium ($n \sim 100 \text{ cm}^{-3}$). Wolszczan et al. (1991) discovered the radio pulsar PSR B1853+01 with distance and age compatible with the SNR. Wootten (1977) and then Rho et al. (1994) found a massive molecular cloud (MC) interacting with the southeastern side of the remnant. Evidence for a more complex system of massive MCs and for their interactions with the remnant, shown by some features typical of a strong shock, was given by Seta et al. (2004) and then by Reach et al. (2005). The MC–SNR interactions were confirmed by the maser OH (1720 MHz) emission reported by Claussen et al. (1997) and then by Hoffman et al. (2005).

The first estimation of the spectral radio index variations as a function of position over the remnant was done by Castelletti et al. (2007): the eastern limb spectrum was consistent with a diffusive shock acceleration model and the spectrum flattening in the westernmost arc confirmed the MC–SNR interaction observed in IR and optical band.

Gamma-ray emission from this SNR has been detected by the *Fermi*/LAT instrument at energy $E > 200$ MeV (Abdo et al. 2010a), suggesting the presence of accelerated protons interacting with the surrounding medium.

3. DATA ANALYSIS

AGILE-GRID data were analyzed using the AGILE Standard Analysis Pipeline. We used γ -ray events filtered by means of the FM3.119.2 AGILE Filter Pipeline (as described in Vercellone et al. 2008). In order to discriminate between background events and gamma rays, the GRID and anticoincidence system (ACS) signals are processed, reconstructed, and selected by a dedicated software (Giuliani et al. 2006). We used the most recent versions of the diffusion model (Giuliani et al. 2004) and of the calibration files, available at the ASDC site (<http://www.asdc.asi.it>). We created counts, exposure, and Galactic background gamma-ray maps with a bin size of $0^\circ.02 \times 0^\circ.02$. In order to derive the source average flux and spectrum we ran the AGILE point-source analysis software ALIKE (Bulgarelli et al. 2011, based on the maximum likelihood technique described in Mattox et al. 1993) over the whole observing period 2007 July to 2011 April. Both statistic and systematic uncertainties are taken into account. The spectrum was obtained by computing the γ -ray flux in six energy bins selected with the aim to have a significance $\sigma > 4$. In order to study the source morphology, we obtained an intensity map integrated over the energy range where the GRID angular resolution is optimal ($E > 400$ MeV).

4. RESULTS AND DISCUSSION

AGILE detects SNR W44 with a significance of 15.8σ as an extended source. Figure 1(a) shows the AGILE gamma-ray intensity map above 400 MeV of the W44 region with the 324 MHz VLA radio contours. The gamma-ray morphology remarkably resembles the quasi-elliptical pattern of the interior of the radio shell, especially coinciding with the radio brightness enhancements toward the northwest and southeast regions. Both the radio pulsar PSR B1803+01 position (Petre et al. 2002) and its (small) pulsar wind nebula (Giacani et al. 1997, and references therein) are inconsistent with the gamma-ray morphology detected by AGILE. Moreover, Abdo et al. (2010a) excluded the presence of a pulsation in the γ -ray signal. Figure 1(b) shows the CO emission at a kinematic velocity compatible with the distance of W44, tracing the presence of MCs in the W44 surroundings, together with the gamma-ray contour levels. It can be inferred that the southeastern side of the γ -ray source overlaps with the MC–SNR interaction region. In the northern part of the shell, the γ -ray and CO emissions are not correlated, however many studies of the surrounding interstellar medium showed the presence of dense gas not traced by CO (Reach et al. 2005). Figure 1(c) displays an S II map overlaid with X-ray and gamma-ray contours. The strong sulfur [S II] emission, along with $H\alpha$ emission, indicates the presence of shocked gas (Draine & McKee 1993).¹⁷

4.1. The Gamma-ray Spectrum

Figure 2 shows the AGILE W44 photon energy spectrum for the whole range 50 MeV–10 GeV. The measured flux above 400 MeV is $F = (16.0 \pm 1.2) \times 10^{-8} \text{ photons cm}^{-2} \text{ s}^{-1}$. In this figure are also shown *Fermi*/LAT spectral points (Abdo et al. 2010a) over an energy range 0.2–30 GeV. In the band where the spectra overlap, the sets of data are compatible at 1σ . In this regard it is important to stress how AGILE is able to detect the emission from W44 in the energy range 50 MeV–300 MeV extending the spectrum to energies substantially lower than those previously obtained. This spectrum shows a clear decrement at photon energies lower than 400 MeV, confirming the expectations based on neutral pion emission from accelerated protons/ions: a peak energy near 1 GeV for hadron energy spectra flatter than E^{-2} (e.g., Aharonian 2004). The gamma-ray spectrum becomes steep at higher energies with a photon power-law index $\alpha \sim 3 \pm 0.1$, in agreement with previous measurements (Abdo et al. 2010a).

4.2. Lepton-dominated Models of Emission

Leptonic-only models of gamma-ray production have to satisfy the very well-determined spatial and spectral constraints provided by the radio, optical, and gamma-ray emissions. For both the Bremsstrahlung and inverse Compton cases we tested the class of leptonic-only models attempting to reproduce the observed gamma-ray spectrum for different input leptonic spectra (see Table 1). We used a phenomenological approach based on two evidences: (1) the synchrotron spectrum implies that the radio electron distribution is well described by a power law over a wide range of energies, (2) the discontinuity in the slope of the gamma-rays spectrum implies a discontinuity in the emitting particle spectrum. We assumed three electron

¹⁷ As pointed out by Rho et al. (1994) in their X-ray and optical study of W44, the optical filaments and the X-ray image showing locally bright emission clumps along the filaments suggest that both are produced by the interaction between the SN shock front and regions of enhanced ambient density.

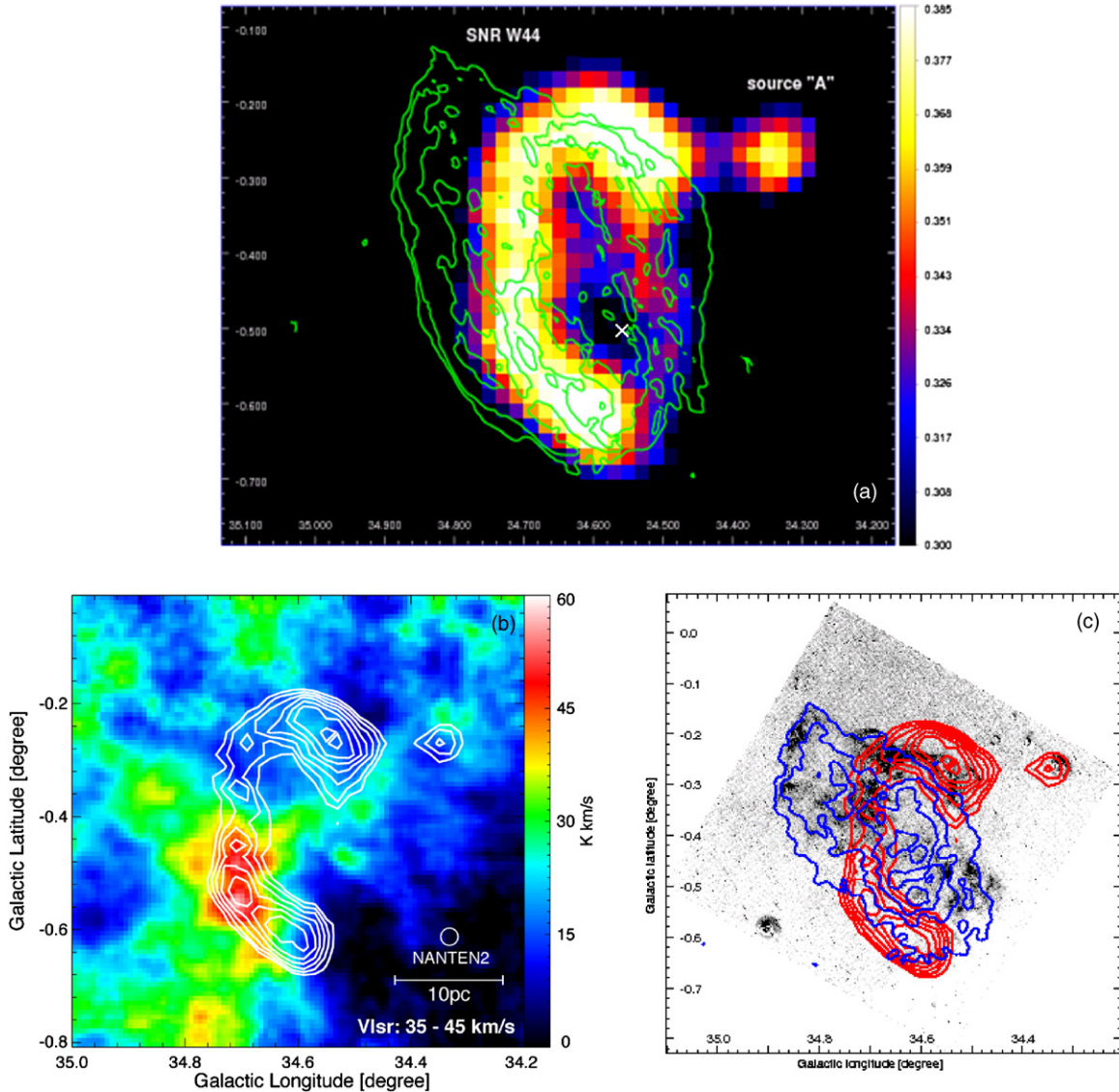


Figure 1. (a) AGILE gamma-ray intensity map (in Galactic coordinates) of the W44 region ($1^{\circ}1' \times 0^{\circ}75'$) in the energy range 400 MeV–3 GeV obtained by integrating all available data collected during the period 2007 July and 2011 April. The color bar scale is in units of 10^{-5} photons $\text{cm}^{-2} \text{s}^{-1} \text{pixel}^{-1}$. Pixel size is $0^{\circ}02'$ with a three-bin Gaussian smoothing. Green contours show the 324 MHz radio continuum flux density detected by the Very Large Array. The white cross indicates the position of the pulsar PSR B1803+01. Source A does not appear to be associated with W44. (b) Combined CO data from the NANTEN Observatory superimposed with the AGILE gamma-ray data contours above 400 MeV (in white) of the W44 region (map in Galactic coordinates). CO data have been selected in the velocity range 35–45 km s^{-1} corresponding to a kinematic distance compatible with the W44 distance. (c) the [S II] image of SNR W44 obtained in 1993 with the 0.6 m Burrell–Schmidt telescope at the Kitt Peak National Observatory with a matched red continuum image subtracted to emphasize the faint nebulosity (adapted from Giacani et al. 1997). The overlaid contours trace the gamma-rays emission detected by AGILE between 400 MeV and 3 GeV (in red) and the X-ray emission detected by ROSAT in the 0.1–2.4 keV range (in blue).

(A color version of this figure is available in the online journal.)

distributions that can, in principle, describe this behavior: (1) a power law with a high-energy cut-off, $F_1 e(E) = K_e E^{-p} e^{-E/E_c}$ (as in Hendrick & Reynolds 2001), (2) a power law with a low-energy cut-off, $F_2 e(E) = K_e E^{-p} e^{-E_c/E}$ (as in Gabici et al. 2009), (3) a broken power law, $F_3 e(E) = K_e (E/E_c)^{p_1} (\frac{1}{2}(1 + E/E_c))^{p_1 - p_2}$ (as in Zirakashvili et al. 2007), where E_c is the cut-off energy and K_e is the normalization constant.

Since the distributions with a cut-off (1 and 2) fail to reproduce simultaneously both the radio and γ -ray spectrum, we refer to the distribution (3). The best fit to the gamma-ray data is obtained with $E_c = 1$ GeV, and indices $p_1 = 0$ and $p_2 = 3.3$ above and below E_c , respectively. Synchrotron emission originating from this distribution can be eval-

uated for different values of the average magnetic field. Figure 3 shows the case of the most “favorable” leptonic-only model characterized by $B = 20 \mu\text{G}$ (other cases turn out to be even less favorable). We find that, at high frequencies, the calculated synchrotron spectrum is in strong disagreement (factor larger than 4) with the radio emission produced co-spatially to the gamma-ray one (Castelletti et al. 2007, Figure 1). Furthermore, the inferred average density, $n = 300 \text{ cm}^{-3}$, is too large (by a factor of three) compared with the circumstellar medium constraints (Reach et al. 2005); a lower value for n would be incompatible with the gamma-ray spectrum fitting. Similar or even stronger contradictions with the multiwavelength data apply to other leptonic-only models that we systematically explored for a large variety of parameters.

Table 1
Electronic Component of Hadronic and “ad hoc” Leptonic Models

Model	$\langle n \rangle$ (cm^{-3})	$\langle B \rangle$ (μG)	E_h (erg)	E_e (erg)	p_1	p_2	Comments
Hadronic	20	20	2.1×10^{50}	2.0×10^{49}	1.7	3.0	<ul style="list-style-type: none"> • Good agreement with data • n small • E_h large
	100	70	3.3×10^{49}	2.8×10^{48}	1.7	3.0	Good agreement with all data
Leptonic	300	20	...	7.3×10^{48}	0	3.3	<ul style="list-style-type: none"> • Incompatible with the spectrum • Too large medium density • Too large E_e
	5000	200	...	4.4×10^{47}	0	3.3	<ul style="list-style-type: none"> • Incompatible with the radio spectrum: wrong slope, low-frequency excess • Too large medium density • Too large average B • Electron cooling (Bremsstrahlung) timescale too short with respect to the SNR age

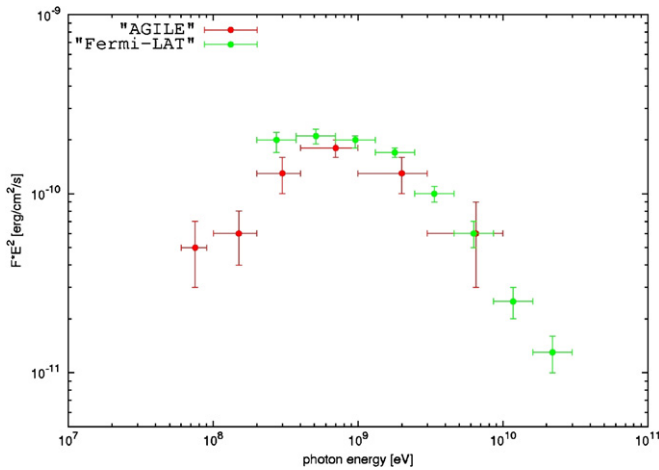


Figure 2. Combined AGILE (red) and *Fermi*/LAT (green) spectral energy distribution (SED) for SNR W44. AGILE points are in the range 50 MeV–10 GeV divided into six energy intervals. *Fermi*/LAT data span the energy range 0.2–30 GeV (from Abdo et al. 2010).

(A color version of this figure is available in the online journal.)

In the case of inverse Compton dominated models, two sources of soft photons are available: the cosmic background radiation (CBR) and the interstellar radiation field (ISRF). In the first case, a second peak in the gamma-ray spectrum is unavoidably expected with a peak energy $E_{\text{max}} \sim 1$ TeV, in contradiction with the upper limits obtained from TeV Cherenkov telescopes. In the case of interaction with ISRF, instead, the calculated synchrotron peak is not compatible with the radio continuum data for any reasonable value of the magnetic field in the SNR shell. We can then reliably exclude leptonic-only models of emission for SNR W44.

4.3. Hadron-dominated Models of Emission

It is interesting to determine the main physical parameters of an emission model dominated by hadrons in the gamma-ray energy range. The gamma-ray emission was derived assuming that protons interact with the nuclei of the ambient medium through pp interactions and then radiate through π^0 decay (Kelner et al. 2006). In order to fit the gamma-ray spectrum we tested, as proton energy distribution, a power law, a broken power law, and a power law with cut-offs. The distribution providing the best-fit of the gamma-ray spectrum turned out to be a power law with a relatively steep spectral index and a

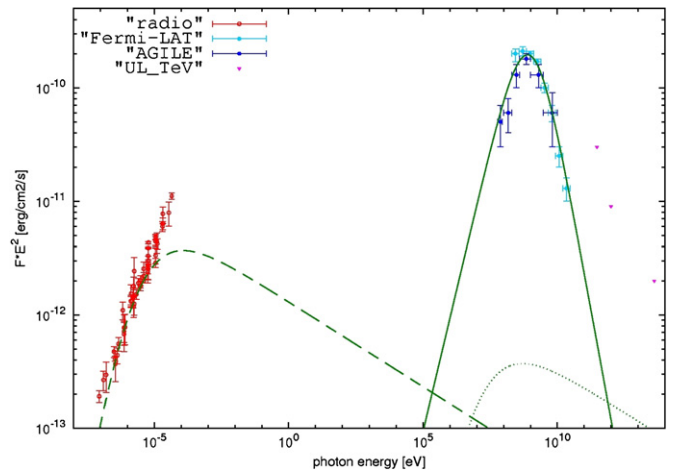


Figure 3. Most favorable of the leptonic-only models, characterized by $B = 20 \mu\text{G}$ and $n = 300 \text{ cm}^{-3}$. The green curves show the electron synchrotron (dashed curve), Bremsstrahlung (solid curve), and IC (dotted curve) contributions. This model is in contradiction with the radio data and requires an average value of the gas number density that is too large compared with the value deduced by radio and optical observations ($n \sim 100 \text{ cm}^{-3}$).

(A color version of this figure is available in the online journal.)

low-energy cut-off, $F_p(E) \sim E^{-p} e^{-E_c/E}$, with $p = 3.0 \pm 0.1$ and $E_c = 6 \pm 1$ GeV. The inferred total energy of hadrons producing the observed gamma-ray spectrum is $E_h = 10^{49} - 10^{50}$ erg (depending on the average magnetic field and local densities, see Table 1) corresponding to a fraction of the total SNR shell kinetic energy $\epsilon \sim 0.01 - 0.1$. This value is a lower limit on the total energy of hadrons accelerated by W44 during its entire life, because the most energetic hadrons, likely accelerated during the early epochs of the SNR life, can escape from the acceleration site on timescales shorter than the age of this SNR (Berezinskii et al. 1990; Gabici et al. 2009). Electrons produce the radio continuum and shell-like features by synchrotron emission in an average magnetic field in the range $B \sim 10 - 100 \mu\text{G}$. They also produce Bremsstrahlung and inverse Compton components that are subdominant in the gamma-ray energy range for a standard value of the electron/proton number ratio $\chi \sim 0.01$. Our best “hadronic model” is shown in Figure 4. We note that the spectral index found in this analysis is quite steep in comparison with the expectations for the spectrum of particles accelerated in SNRs (e.g., Reynolds 2008) and that the cosmic-ray spectrum can be altered (softened) by the interaction with sites where

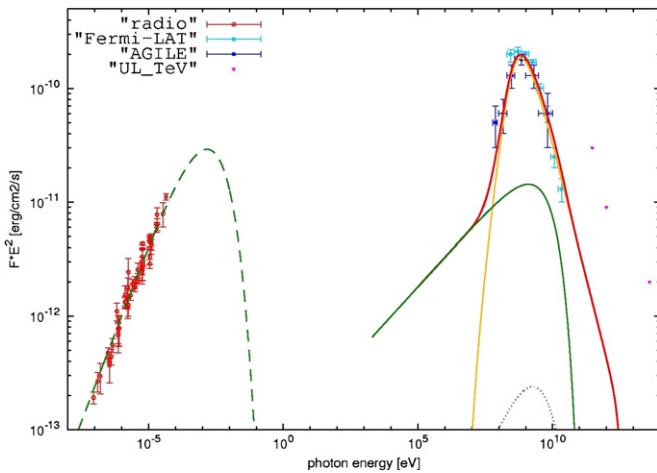


Figure 4. Theoretical modeling of the broadband spectrum of SNR W44 superimposed with the radio (data points in red color) and gamma-ray data of Figure 2 (in blue color). TeV upper limits are also shown. This is a hadronic model characterized by $B = 70 \mu\text{G}$ and $n = 100 \text{ cm}^{-3}$. The yellow curve shows the neutral pion emission from the accelerated proton distribution discussed in the text. The green curves show the electron contribution by synchrotron (dashed curve), Bremsstrahlung (solid curve), and IC (dotted curve) emissions. The red curve shows the total gamma-ray emission.

(A color version of this figure is available in the online journal.)

the target gas is confined, for example, by MCs (see, e.g., Gabici et al. 2010; Ohira et al. 2011). A comprehensive theoretical interpretation of this fact is beyond the scope of this work and will be addressed in a forthcoming paper.

5. CONCLUSIONS

W44 turns out to be an extremely interesting SNR whose environment and shocked material configuration favor a detailed testing of hadronic versus leptonic emission. We find that models of accelerated protons/ions interacting with nearby dense gas successfully explain all the observed multifrequency properties of W44. The total number of accelerated hadrons in W44 is consistent with an efficiency of a few percent in the conversion of SNR kinetic energy into cosmic-ray energy.

Within the hadronic scenario, the broadband spectrum is successfully modeled by the gamma-ray emission resulting from the decay of neutral pions produced by accelerated protons/ions with a spectral index near 3 and a cut-off energy $E_c \sim 6 \text{ GeV}$ (Figures 2 and 4). Electrons (a few percent in number) contribute to the synchrotron radio emission and to a weak Bremsstrahlung component. It is interesting to note that the spectral cut-off energy E_c and the steep power-law index may indicate either a “diffusion” effect of high-energy hadrons, or a suppression of efficient particle acceleration in dense environments (Uchiyama et al. 2010; Malkov et al. 2011) as expected in W44. Our results on W44 are complementary with those obtained in other SNRs, most notably IC 443 (Tavani et al. 2010) and W28 (Giuliani et al. 2010b). Also in these SNRs the complex interaction of cosmic rays with their dense surroundings produces gamma-ray spectra with high-energy cut-offs observed in the range 1–10 GeV.

We acknowledge stimulating discussions with F. Aharonian. The AGILE Mission is funded by the Italian Space Agency

(ASI) with scientific and programmatic participation by the Italian Institute of Astrophysics (INAF) and the Italian Institute of Nuclear Physics (INFN). Investigation carried out with partial support by the ASI grant No. I/042/10/0. G.D. and G.C. are members of CIC-CONICET (Argentina) and are supported by CONICET, ANPCyT, and UBACyT grants.

REFERENCES

- Abdo, A., Ackermann, M., Ajello, M., et al. 2009, *ApJ*, **706**, L1
 Abdo, A., Ackermann, M., Ajello, M., et al. 2010a, *Science*, **327**, 1103
 Abdo, A., Ackermann, M., Ajello, M., et al. 2010b, *ApJ*, **712**, 459
 Abdo, A., Ackermann, M., Ajello, M., et al. 2010, *ApJ*, **718**, 348
 Aharonian, F. A. 2004, *Very High Energy Cosmic Gamma Radiation: A Crucial Window on the Extreme Universe* (Singapore: World Scientific)
 Berezhko, E. G., & Voelk, H. J. 2007, *ApJ*, **661**, L175
 Berezhinskii, V. S., Bulanov, S. V., Dogiel, V. A., Ginzburg, V. L., & Ptuskin, V. S. 1990, *Astrophysics of Cosmic Rays* (Amsterdam: North-Holland)
 Bulgarelli, A., Chen, A. W., Tavani, M., et al. 2011, *A&A*, submitted
 Butt, Y. 2009, *Nature*, **460**, 701
 Castelletti, G., Dubner, G., Brogan, C., & Kassim, N. E. 2007, *A&A*, **471**, 537
 Castro, D., & Slane, P. 2010, *ApJ*, **717**, 372
 Clark, D. H., & Caswell, J. L. 1976, *MNRAS*, **174**, 267
 Claussen, M. J., Frail, D. A., & Goss, W. M. 1997, *ApJ*, **489**, 143
 Draine, B. T., & McKee, C. F. 1993, *ARA&A*, **31**, 373
 Fermi, E. 1949, *Phys. Rev.*, **75**, 1169
 Gabici, S., Aharonian, F. A., & Casanova, S. 2009, *MNRAS*, **396**, 1629
 Gabici, S., Casanova, S., Aharonian, F. A., & Rowell, G. 2010, in SF2A-2010, Proc. Annual Meeting of the French Society of Astronomy and Astrophysics, ed. S. Boissier et al., <http://sf2a.cesr.fr/2010/2010sf2a.conf.0313G.pdf>
 Giacani, E. B., Dubner, G. M., Kassim, N. E., et al. 1997, *AJ*, **113**, 1379
 Ginzburg, V. L., & Syrovatskii, S. I. 1964, *The Origin of Cosmic-rays* (Oxford: Pergamon)
 Giuliani, A., Chen, A., Mereghetti, S., et al. 2004, *Mem. Mem. Soc. Astron. Ital.*, **5**, 135
 Giuliani, A., Cocco, V., Mereghetti, S., et al. 2006, *Nucl. Instrum. Methods Phys. Res. A*, **568**, 692
 Giuliani, A., Fuschino, F., Vianello, G., et al. 2010a, *ApJ*, **708**, 84
 Giuliani, A., Tavani, M., Bulgarelli, A., et al. 2010b, *A&A*, **516**, L11
 Hendrick, S. P., & Reynolds, S. P. 2001, *ApJ*, **559**, 903
 Hoffman, I. M., Goss, W. M., Brogan, C. L., & Claussen, M. J. 2005, *ApJ*, **627**, 803
 Kelner, S. R., Aharonian, F. A., & Bugayov, V. V. 2006, *Phys. Rev. D*, **74**, 034018
 Malkov, M. A., Diamond, P. H., & Sagdeev, R. Z. 2011, *Nat. Commun.*, **2**, 194
 Mattox, J. R., Bertsch, D. L., Chiang, J., et al. 1993, *ApJ*, **410**, 609
 Ohira, Y., Murase, K., & Yamazaki, R. 2011, *MNRAS*, **410**, 1577
 Petre, R., Kuntz, K. D., & Shelton, R. L. 2002, *ApJ*, **579**, 404
 Reach, W. T., Rho, J., & Jarrett, T. H. 2005, *AJ*, **618**, 297
 Reynolds, S. P. 2008, *ARA&A*, **46**, 89
 Rho, J., Petre, R., Schlegel, E. M., & Hester, J. J. 1994, *AJ*, **430**, 757
 Seta, M., Hasegawa, T., Sakamoto, S., et al. 2004, *AJ*, **127**, 1098
 Tavani, M., Barbiellini, G., Argan, A., et al. 2009, *A&A*, **502**, 995
 Tavani, M., Giuliani, A., Chen, A. W., et al. 2010, *ApJ*, **710**, L151
 Torres, D. F., Romero, G. E., Dame, T. M., Combi, J. A., & Butt, Y. M. 2003, *Phys. Rep.*, **382**, 303
 Uchiyama, Y., Blandford, R. D., Funk, S., Tajima, H., & Tanaka, T. 2010, *ApJ*, **723**, L122
 Vercellone, S., Chen, A. W., Giuliani, A., et al. 2008, *ApJ*, **676**, L13
 Vercellone, S., Chen, A. W., Vittorini, V., et al. 2009, *ApJ*, **690**, 1018
 Vittorini, V., Tavani, M., Pucella, G., et al. 2011, *ApJ*, **732**, L22
 Watson, M. G., Willingale, R., Pye, J. P., et al. 1983, in IAU Symp. 101, *Supernova remnants and their X-ray emission*, ed. J. Danziger & P. Gorenstein (Dordrecht: Reidel), **A83**
 Wolszczan, A., Cordes, J. M., & Dewey, R. J. 1991, *AJ*, **372**, L99
 Wootten, H. A. 1977, *ApJ*, **216**, 440W
 Zirakashvili, V. N., & Aharonian, F. A. 2007, *A&A*, **465**, 695