

Review Article

Neutrino Mass from Cosmology

Julien Lesgourgues^{1,2,3} and Sergio Pastor⁴

¹ *Theory Division, CERN, 1211 Geneva 23, Switzerland*

² *Institut de Théorie des Phénomènes Physiques, EPFL, 1015 Lausanne, Switzerland*

³ *LAPTH, CNRS-Université de Savoie, BP 110, 74941 Annecy-le-Vieux Cedex, France*

⁴ *Instituto de Física Corpuscular, CSIC-Universitat de València, Apartado de Correos 22085, 46071 Valencia, Spain*

Correspondence should be addressed to Sergio Pastor, pastor@ific.uv.es

Received 2 July 2012; Accepted 1 October 2012

Academic Editor: Jose Bernabeu

Copyright © 2012 J. Lesgourgues and S. Pastor. This is an open access article distributed under the Creative Commons Attribution License, which permits unrestricted use, distribution, and reproduction in any medium, provided the original work is properly cited.

Neutrinos can play an important role in the evolution of the universe, modifying some of the cosmological observables. In this contribution we summarize the main aspects of cosmological relic neutrinos, and we describe how the precision of present cosmological data can be used to learn about neutrino properties, in particular their mass, providing complementary information to beta decay and neutrinoless double-beta decay experiments. We show how the analysis of current cosmological observations, such as the anisotropies of the cosmic microwave background or the distribution of large-scale structure, provides an upper bound on the sum of neutrino masses of order 1 eV or less, with very good perspectives from future cosmological measurements which are expected to be sensitive to neutrino masses well into the sub-eV range.

1. Introduction

The subject of this contribution is the role of neutrinos in cosmology, one of the best examples of the very close ties that have developed between nuclear physics, particle physics, astrophysics, and cosmology. Here we focus on the most interesting aspects related to the case of massive (and light) relic neutrinos, but many others that were left out can be found in [1, 2].

We begin with a description of the properties and evolution of the background of relic neutrinos that fills the universe. Then we review the possible effects of neutrino oscillations on cosmology. The topic of neutrinos and Big Bang Nucleosynthesis is reviewed in a different contribution to this special issue [3]. The largest part of this contribution is devoted to the impact of massive neutrinos on cosmological observables that can be used to extract bounds

on neutrino masses from present data. Finally we discuss the sensitivities on neutrino masses from future cosmological experiments.

Note that massive neutrinos could also play a role in the generation of the baryon asymmetry of the universe from a previously created lepton asymmetry. In these leptogenesis scenarios, one can also obtain quite restrictive bounds on light neutrino masses, which are, however, strongly model dependent. We do not discuss this subject here, it is covered in other contribution to this special issue [4].

For further details, the reader is referred to recent reviews on neutrino cosmology such as [5–7] and in particular [8]. A more general review on the connection between particle physics and cosmology can be found in [9].

2. The Cosmic Neutrino Background

The existence of a relic sea of neutrinos is a generic feature of the standard hot big bang model, in number only slightly below that of relic photons that constitute the cosmic microwave background (CMB). This cosmic neutrino background (CNB) has not been detected yet, but its presence is indirectly established by the accurate agreement between the calculated and observed primordial abundances of light elements, as well as from the analysis of the power spectrum of CMB anisotropies and other cosmological observables. In this section we will summarize the evolution and main properties of the CNB.

2.1. Relic Neutrino Production and Decoupling

Produced at large temperatures by frequent weak interactions, cosmic neutrinos of any flavour ($\nu_{e,\mu,\tau}$) were kept in equilibrium until these processes became ineffective in the course of the expansion of the early universe. While coupled to the rest of the primeval plasma (relativistic particles such as electrons, positrons, and photons), neutrinos had a momentum spectrum with an equilibrium Fermi-Dirac form with temperature T ,

$$f_{\text{eq}}(p, T) = \left[\exp\left(\frac{p - \mu_\nu}{T}\right) + 1 \right]^{-1}, \quad (2.1)$$

which is just one example of the general case of particles in equilibrium (fermions or bosons, relativistic or nonrelativistic), as shown for example, in [10]. In the previous equation we have included a neutrino chemical potential μ_ν that would exist in the presence of a neutrino-antineutrino asymmetry, but we will see later in Section 4.1 that even if it exists its contribution cannot be very relevant.

As the universe cools, the weak interaction rate Γ_ν falls below the expansion rate and one says that neutrinos decouple from the rest of the plasma. An estimate of the decoupling temperature T_{dec} can be found by equating the thermally averaged value of the weak interaction rate

$$\Gamma_\nu = \langle \sigma_\nu n_\nu \rangle, \quad (2.2)$$

where $\sigma_\nu \propto G_F^2$ is the cross section of the electron-neutrino processes with G_F the Fermi constant and n_ν is the neutrino number density, with the expansion rate given by the Hubble parameter H

$$H^2 = \frac{8\pi\rho}{3M_P^2}. \quad (2.3)$$

Here $\rho \propto T^4$ is the total energy density, dominated by relativistic particles, and $M_P = 1/G^{1/2}$ is the Planck mass. If we approximate the numerical factors to unity, with $\Gamma_\nu \approx G_F^2 T^5$ and $H \approx T^2/M_P$, we obtain the rough estimate $T_{\text{dec}} \approx 1 \text{ MeV}$. More accurate calculations give slightly higher values of T_{dec} which are flavour dependent because electron neutrinos and antineutrinos are in closer contact with electrons and positrons, as shown for example, in [1].

Although neutrino decoupling is not described by a unique T_{dec} , it can be approximated as an instantaneous process. The standard picture of *instantaneous neutrino decoupling* is very simple (see e.g., [10] or [11]) and reasonably accurate. In this approximation, the spectrum in (2.1) is preserved after decoupling, because both neutrino momenta and temperature redshift identically with the expansion of the universe. In other words, the number density of noninteracting neutrinos remains constant in a comoving volume since the decoupling epoch. We will see later that active neutrinos cannot possess masses much larger than 1 eV, so they were ultrarelativistic at decoupling. This is the reason why the momentum distribution in (2.1) does not depend on the neutrino masses, even after decoupling, that is, there is no neutrino energy in the exponential of $f_{\text{eq}}(p)$.

When calculating quantities related to relic neutrinos, one must consider the various possible degrees of freedom per flavour. If neutrinos are massless or Majorana particles, there are two degrees of freedom for each flavour, one for neutrinos (one negative helicity state) and one for antineutrinos (one positive helicity state). Instead, for Dirac neutrinos there are in principle twice more degrees of freedom, corresponding to the two helicity states. However, the extra degrees of freedom should be included in the computation only if they are populated and brought into equilibrium before the time of neutrino decoupling. In practice, the Dirac neutrinos with the “wrong-helicity” states do not interact with the plasma at temperatures of the MeV order and have a vanishingly small density with respect to the usual left-handed neutrinos (unless neutrinos have masses close to the keV range, as explained in section 6.4 of [1], but such a large mass is excluded for active neutrinos). Thus the relic density of active neutrinos does not depend on their nature, either Dirac or Majorana particles.

Shortly after neutrino decoupling the temperature drops below the electron mass, favouring e^\pm annihilations that heat the photons. If one assumes that this entropy transfer did not affect the neutrinos because they were already completely decoupled, it is easy to calculate the change in the photon temperature before any e^\pm annihilation and after the electron-positron pairs disappear by assuming entropy conservation of the electromagnetic plasma. The result is

$$\frac{T_\gamma^{\text{after}}}{T_\gamma^{\text{before}}} = \left(\frac{11}{4}\right)^{1/3} \simeq 1.40102, \quad (2.4)$$

which is also the ratio between the temperatures of relic photons and neutrinos $T_\gamma/T_\nu = (11/4)^{1/3}$. The evolution of this ratio during the process of e^\pm annihilations is shown in the

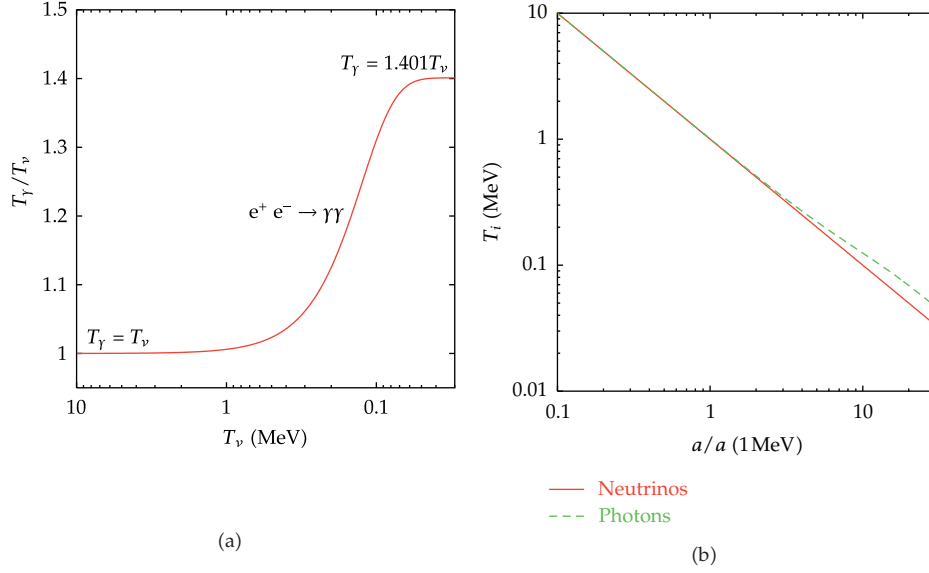


Figure 1: Photon and neutrino temperatures during the process of e^\pm annihilations: evolution of their ratio (a) and their decrease with the expansion of the universe (b).

left panel of Figure 1(a), while one can see in Figure 1(b) how in this epoch the photon temperature decreases with the expansion less than the inverse of the scale factor a . Instead the temperature of the decoupled neutrinos always falls as $1/a$.

It turns out that the standard picture of neutrino decoupling described above is slightly modified: the processes of neutrino decoupling and e^\pm annihilations are sufficiently close in time so that some relic interactions between e^\pm and neutrinos exist. These relic processes are more efficient for larger neutrino energies, leading to nonthermal distortions in the neutrino spectra at the percent level and a slightly smaller increase of the comoving photon temperature, as noted in a series of works listed in [1, 2]. A proper calculation of the process of noninstantaneous neutrino decoupling demands solving the momentum-dependent Boltzmann equations for the neutrino spectra, a set of integrodifferential kinetic equations that are difficult to solve numerically. This problem was considered in [12] including the effect of flavour neutrino oscillations on the neutrino decoupling process. One finds an increase in the neutrino energy densities with respect to the instantaneous decoupling approximation (0.73% and 0.52% for ν_e 's and $\nu_{\mu,\tau}$'s, resp.) and a value of the comoving photon temperature after e^\pm annihilations which is a factor 1.3978 larger, instead of 1.40102. These changes modify the contribution of relativistic relic neutrinos to the total energy density which is taken into account using $N_{\text{eff}} \simeq 3.046$, as defined later in (3.1). In practice, the distortions calculated in [12] only have small consequences on the evolution of cosmological perturbations, and for many purposes they can be safely neglected.

Any quantity related to relic neutrinos can be calculated after decoupling with the spectrum in (2.1) and T_ν . For instance, the number density per flavour is fixed by the temperature,

$$n_\nu = \frac{3}{11} n_\gamma = \frac{6\zeta(3)}{11\pi^2} T_\nu^3, \quad (2.5)$$

which leads to a present value of 113 neutrinos and antineutrinos of each flavour per cm^3 . Instead, the energy density for massive neutrinos should in principle be calculated numerically, with two well-defined analytical limits,

$$\begin{aligned}\rho_\nu(m_\nu \ll T_\nu) &= \frac{7\pi^2}{120} \left(\frac{4}{11}\right)^{4/3} T_\nu^4, \\ \rho_\nu(m_\nu \gg T_\nu) &= m_\nu n_\nu.\end{aligned}\tag{2.6}$$

2.2. Background Evolution

Let us discuss the evolution of the CNB after decoupling in the expanding universe, which is described by the Friedmann-Robertson-Walker metric [11]

$$ds^2 = dt^2 - a(t)^2 \delta_{ij} dx^i dx^j,\tag{2.7}$$

where we assumed negligible spatial curvature. Here $a(t)$ is the scale factor usually normalized to unity now ($a(t_0) = 1$) and related to the redshift z as $a = 1/(1+z)$. General relativity tells us the relation between the metric and the matter and energy in the universe via the Einstein equations, whose time-time component is the Friedmann equation

$$\left(\frac{\dot{a}}{a}\right)^2 = H^2 = \frac{8\pi G}{3} \rho = H_0^2 \frac{\rho}{\rho_c^0}\tag{2.8}$$

that gives the Hubble rate in terms of the total energy density ρ . At any time, the critical density ρ_c is defined as $\rho_c = 3H^2/8\pi G$, and the current value H_0 of the Hubble parameter gives the critical density today

$$\rho_c^0 = 1.8788 \times 10^{-29} h^2 \text{ g cm}^{-3},\tag{2.9}$$

where $h \equiv H_0/(100 \text{ km s}^{-1} \text{ Mpc}^{-1})$. The different contributions to the total energy density are

$$\rho = \rho_\gamma + \rho_{\text{cdm}} + \rho_b + \rho_\nu + \rho_\Lambda,\tag{2.10}$$

and the evolution of each component is given by the energy conservation law in an expanding universe $\dot{\rho} = -3H(\rho + p)$, where p is the pressure. Thus the homogeneous density of photons ρ_γ scales like a^{-4} , that of nonrelativistic matter (ρ_{cdm} for cold dark matter and ρ_b for baryons) like a^{-3} , and the cosmological constant density ρ_Λ is of course time-independent. Instead, the energy density of neutrinos contributes to the radiation density at early times, but they behave as matter after the nonrelativistic transition.

The evolution of all densities is depicted in Figure 2, starting at MeV temperatures until now. The various density fractions $\Omega_i \equiv \rho_i/\rho_c$ are shown in this figure, where it is easy to see which of the universe components is dominant, fixing its expansion rate: first radiation in the form of photons and neutrinos (radiation domination or RD), then matter which can be CDM, baryons, and massive neutrinos at late times (matter domination or MD), and finally the cosmological constant density takes over at low redshift (typically $z < 0.5$).

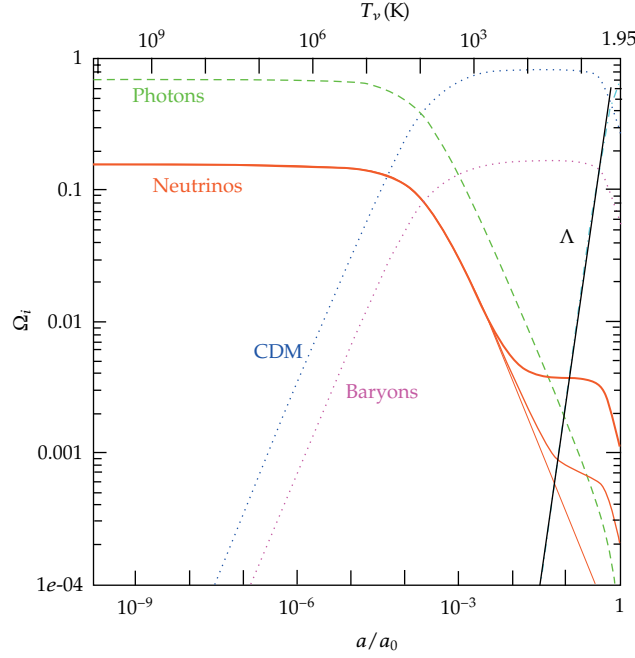


Figure 2: Evolution of the background energy densities in terms of the fractions Ω_i , from the time when $T_\nu = 1$ MeV until now, for each component of a flat universe with $h = 0.7$ and current density fractions $\Omega_\Lambda = 0.70$, $\Omega_b = 0.05$, and $\Omega_{\text{cdm}} = 1 - \Omega_\Lambda - \Omega_b - \Omega_\nu$. The three neutrino masses are $m_1 = 0$, $m_2 = 0.009$ eV, and $m_3 = 0.05$ eV.

Massive neutrinos are the only particles that present the transition from radiation to matter, when their density is clearly enhanced (upper solid lines in Figure 2). Obviously the contribution of massive neutrinos to the energy density in the nonrelativistic limit is a function of the mass (or the sum of all masses for which $m_i \gg T_\nu$), and the present value Ω_ν could be of order unity for eV masses (see Section 5).

Shortly after neutrino decoupling, the CNB plays an interesting role in Big Bang Nucleosynthesis (BBN), the period of the universe when the primordial abundances of light elements are created. This subject is described in the contribution [3] (for a recent review, see [13]). Here we just summarize the two main effects of relic neutrinos at BBN. The first one is that they contribute to the relativistic energy density of the universe (if $m_\nu \ll T_\nu$), thus fixing the expansion rate. This is why BBN gave the first allowed range of the number of neutrino species before accelerators (see the next section). On the other hand, BBN is the last cosmological epoch sensitive to neutrino flavour, because electron neutrinos and antineutrinos play a direct role in the weak processes. We will see some examples of BBN bounds on neutrinos (effective number or oscillations) in the following sections.

3. Extra Radiation and the Effective Number of Neutrinos

Together with photons, in the standard case neutrinos fix the expansion rate during the cosmological era when the universe is dominated by radiation. Their contribution to the total

radiation content can be parametrized in terms of the effective number of neutrinos N_{eff} , through the relation

$$\rho_r = \rho_\gamma + \rho_\nu = \left[1 + \frac{7}{8} \left(\frac{4}{11} \right)^{4/3} N_{\text{eff}} \right] \rho_\gamma, \quad (3.1)$$

where we have normalized ρ_r to the photon energy density because its value today is known from the measurement of the CMB temperature. This equation is valid when neutrino decoupling is complete and holds as long as all neutrinos are relativistic.

We know that the number of light neutrinos sensitive to weak interactions (flavour or active neutrinos) equals three from the analysis of the invisible Z -boson width at LEP, $N_\nu = 2.9840 \pm 0.0082$ [14], and we saw in a previous section from the analysis of neutrino decoupling that they contribute as $N_{\text{eff}} \simeq 3.046$. Any departure of N_{eff} from this last value would be due to nonstandard neutrino features or to the contribution of other relativistic relics. For instance, the energy density of a hypothetical scalar particle ϕ in equilibrium with the same temperature as neutrinos would be $\rho_\phi = (\pi/30)T_\nu^4$, leading to a departure of N_{eff} from the standard value of $4/7$. A detailed discussion of cosmological scenarios where N_{eff} is not fixed to three can be found in [1, 2, 15].

The expansion rate during BBN fixes the produced abundances of light elements and in particular that of ${}^4\text{He}$. Thus the value of N_{eff} can be constrained at the BBN epoch from the comparison of theoretical predictions and experimental data on the primordial abundances of light elements [3, 13]. In addition, a value of N_{eff} different from the standard one would modify the transition epoch from a radiation dominated to a matter dominated universe, which has some consequences on some cosmological observables such as the power spectrum of CMB anisotropies, leading to independent bounds on the radiation content. These are two complementary ways of constraining N_{eff} at very different epochs.

A recent analysis of the BBN constraints on N_{eff} can be found in [16] (see the references therein for a list of recent works). The authors have discussed a new and more conservative approach to derive BBN constraints on N_{eff} , motivated by growing concerns on the reliability of astrophysical determinations of primordial ${}^4\text{He}$. According to [16], the extra radiation at the BBN epoch is limited to $\Delta N_{\text{eff}} \leq 1$ at 95% C.L. On the other hand, recent analyses of late cosmological observables seem to favor $N_{\text{eff}} > 3$, with best-fit values of order 4.3-4.4, although with large errorbars as shown for instance in [17]. The considered data include CMB temperature anisotropies and polarization, combined with other data such as measurements of the present value of the Hubble parameter (H_0), the power spectrum of Luminous Red Galaxies (LRG), or distance measurements from the baryon acoustic oscillations (BAO) in the distribution of galaxies. The allowed regions at 95% C.L. from [17] are $2.8 < N_{\text{eff}} < 5.9$ (WMAP + BAO + H_0) and $2.7 < N_{\text{eff}} < 6.2$ (WMAP + LRG + H_0). Other recent analyses of N_{eff} bounds from cosmological data can be found in [18–20]. These ranges are in reasonable agreement with the standard prediction of $N_{\text{eff}} \simeq 3.046$, although they show a marginal preference for extra relativistic degrees of freedom whose robustness is still unclear. Moreover, they show that there exists an allowed region of N_{eff} values that is common at early (BBN) and more recent epochs, although with large error bars. The upcoming CMB measurements by the PLANCK satellite will soon pin down the radiation content of the universe, clarifying whether one really needs new physics leading to relativistic degrees of freedom beyond the contribution of flavour neutrinos.

4. Neutrino Oscillations in the Early Universe

Nowadays there exist compelling evidences for flavour neutrino oscillations from a variety of experimental data on solar, atmospheric, reactor, and accelerator neutrinos. These are very important results, because the existence of flavour change implies that neutrinos mix and have nonzero masses, which in turn requires particle physics beyond the standard model. Thus it is interesting to check whether neutrino oscillations can modify any of the cosmological observables. More on neutrino oscillations and their implications can be found in other contributions to this special issue or any of the existing reviews such as [21–23], to which we refer the reader for more details.

It turns out that in the standard cosmological picture all flavour neutrinos were produced with the same energy spectrum, as we saw in Section 2.1, so we do not expect any effect from the oscillations among these three states. This is true up to the small spectral distortion caused by the heating of neutrinos from e^+e^- annihilations [12], as described before. In this section we will briefly consider two cases where neutrino oscillations could have cosmological consequences: flavour oscillations with nonzero relic neutrino asymmetries and active-sterile neutrino oscillations.

4.1. Active-Active Neutrino Oscillations: Relic Neutrino Asymmetries

A nonzero relic neutrino asymmetry exists when the number densities of neutrinos and antineutrinos of a given flavour are different and can be parameterized by the ratio $\eta_{\nu_\alpha} = (n_{\nu_\alpha} - n_{\bar{\nu}_\alpha})/n_\gamma$. Such a putative asymmetry, that could have been produced by some mechanism well before the thermal decoupling epoch, is expected to be of the same order of the cosmological baryon number η_B , that is, a few times 10^{-10} , from the equilibration of lepton and baryon numbers by sphalerons in the very early universe. In such a case, cosmological neutrino asymmetries would be too small to have any observable consequence. However, values for these parameters which are orders of magnitude larger than η_B are not excluded by observations. Actually, large η_{ν_α} are predicted in theoretical models where the generation of lepton asymmetry took place after the electroweak phase transition or the electroweak washing out of preexisting asymmetries is not effective.

Neutrino asymmetries can be quantified assuming that a given flavour is characterized by a Fermi-Dirac distribution as in (2.1) with a nonzero chemical potential μ_ν , or equivalently with the dimensionless degeneracy parameter $\xi_\nu \equiv \mu_\nu/T$ (for antineutrinos, $\xi_{\bar{\nu}} = -\xi_\nu$). In such a case, sometimes one says that the relic neutrinos are degenerate (but not in the sense of equal masses). Degenerate electron neutrinos have a direct effect on BBN: any change in the $\nu_e/\bar{\nu}_e$ spectra modifies the primordial neutron-to-proton ratio, which in this case is $n/p \propto \exp(-\xi_{\nu_e})$. Therefore, a positive ξ_{ν_e} decreases the primordial ${}^4\text{He}$ mass fraction, while a negative ξ_{ν_e} increases it [24], leading to an allowed range

$$-0.01 < \xi_{\nu_e} < 0.07, \quad (4.1)$$

compatible with $\xi_{\nu_e} = 0$ and very restrictive for negative values. In addition a nonzero relic neutrino asymmetry always enhances the contribution of the CNB to the relativistic energy

density, because for any ξ_ν one has a departure from the standard value of the effective number of neutrinos N_{eff} given, if the neutrino spectra follow an equilibrium form, by

$$\Delta N_{\text{eff}} = \frac{15}{7} \left[2 \left(\frac{\xi_\nu}{\pi} \right)^2 + \left(\frac{\xi_\nu}{\pi} \right)^4 \right]. \quad (4.2)$$

We have seen that this increased radiation modifies the outcome of BBN and that bounds on N_{eff} can be obtained. In addition, another consequence of the extra radiation density is that it postpones the epoch of matter-radiation equality, producing observable effects on the spectrum of CMB anisotropies and the distribution of cosmic large-scale structures (LSS). Both independent bounds on the radiation content can be translated into flavour-independent limits on ξ_ν .

Altogether these cosmological limits on the neutrino chemical potentials or relic neutrino asymmetries are not very restrictive, because at least for BBN their effect in the ν_μ or ν_τ sector can be compensated by a positive ξ_{ν_e} . For example, an analysis of the combined effect of a nonzero neutrino asymmetry on BBN and CMB/LSS yields the allowed regions [25]

$$-0.01 < \xi_{\nu_e} < 0.22, \quad \left| \xi_{\nu_{\mu,\tau}} \right| < 2.6, \quad (4.3)$$

in agreement with similar but more updated bounds as cited in [8]. These limits allow for a very significant radiation contribution of degenerate neutrinos, leading many authors to discuss the implications of a large neutrino asymmetry in different physical situations (see e.g., [1]).

It is obvious that the limits in (4.3) would be modified if neutrino flavour oscillations were effective before BBN, changing the initial distribution of flavour asymmetries. Actually, it was shown in [26–28] that this is the case for the neutrino mixing parameters in the region favoured by present data. This result is obtained only after the proper inclusion of the refractive terms produced by the background neutrinos, which synchronize the oscillations of neutrinos with different momenta (which would evolve independently without them). If flavour equilibrium is reached before BBN and the momentum distributions of neutrinos keep a Fermi-Dirac form as in (2.1), the restrictive limits on ξ_{ν_e} in (4.1) apply to all flavours. The bounds on the common value of the neutrino degeneracy parameter $\xi_\nu \equiv \mu_\nu/T$ would be $-0.05 < \xi_\nu < 0.07$ at 2σ [29].

More recent analyses [30, 31] have shown that this conclusion does not always hold. For the present measured values of neutrino mixing parameters, the degree of flavour equilibration depends on the value of the mixing angle θ_{13} , which fixes the onset of flavour oscillations involving ν_e 's. This in turn determines whether neutrinos interact enough with electrons and positrons to transfer the excess of energy density due to the initial η_{ν_α} to the electromagnetic plasma.

In [31] the BBN bounds on the total neutrino asymmetry (cosmological lepton number) were found for a range of initial flavour neutrino asymmetries. An example of this analysis is shown in Figure 3, taken from [32]. From this plot one can easily see the effect of flavour oscillations on the BBN constraints on the total neutrino asymmetry. With no neutrino mixing the value of η_{ν_e} is severely constrained by ${}^4\text{He}$ data, while the asymmetry for other neutrino flavours could be much larger. On the other hand, flavour oscillations imply

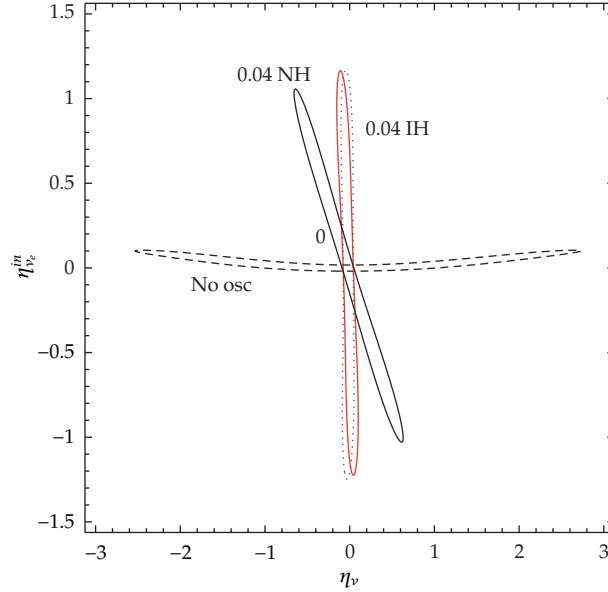


Figure 3: BBN contours at 95% C.L. in the η_ν - $\eta_{\nu_e}^{\text{in}}$ plane for several values of $\sin^2\theta_{13}$: 0 (solid line), 0.04 and normal mass hierarchy (NH) (almost vertical solid line), 0.04 and inverted mass hierarchy (IH) (dotted line) [32].

that an initially large $\eta_{\nu_e}^{\text{in}}$ can be compensated by an asymmetry in the other flavours with opposite sign. The most restrictive BBN bound on η_{ν_e} applies then to the total asymmetry, an effect that can be seen graphically in Figure 3 as a *rotation* of the allowed region from a quasi-horizontal one for zero mixing to an almost vertical region for $\sin^2\theta_{13} = 0.04$, in particular for the inverted mass hierarchy. In all cases depicted in Figure 3 the allowed values of the asymmetries are fixed by both deuterium and ${}^4\text{He}$, the latter imposing that the value of η_{ν_e} at BBN must be very close to zero. Finally, in [33] it has been shown that ${}^4\text{He}$ data still fix the bounds on η_ν when CMB results and other cosmological parameters such as neutrino masses are included in the analysis, and only for future CMB data the bounds on the asymmetry could be improved. At the same time the contribution of neutrino asymmetries to an enhancement of radiation is limited to $N_{\text{eff}} \lesssim 3.1$ -3.2 for values of θ_{13} in the region allowed by oscillation data.

4.2. Active-Sterile Neutrino Oscillations

In addition to the flavour or active neutrinos (three species as we saw from accelerator data), there could also exist extra massive neutrino states that are sterile, that is, singlets of the Standard Model gauge group and thus insensitive to weak interactions. Most of the current data on neutrino oscillations can be perfectly explained with only the three active species, but there exist a few experimental results, sometimes called anomalies, that cannot be explained in this framework. If neutrino oscillations are responsible for all the experimental data, a solution might require additional, sterile, neutrino species. These kinds of particles are predicted by many theoretical models beyond the SM, being neutral leptons insensitive to weak interactions whose only interaction is gravitational. Their masses are usually heavy,

while lighter sterile neutrinos are rarer but possible. Here we will briefly summarize these anomalies observed in neutrino experiments, whereas an updated review of this subject is given in [34].

The long-standing evidence (more than 3σ) for $\bar{\nu}_\mu \rightarrow \bar{\nu}_e$ oscillations comes from the LSND experiment. Its results pointed out a $\Delta m^2 \sim 1 \text{ eV}^2$, much larger than those required from a three-neutrino analysis, as shown later in (5.3). At the same time, the KARMEN experiment, very similar but not identical to LSND, provided no support for such evidence, while a recent data release of the MiniBooNE experiment, designed to check the LSND results with larger distance L and energy E but similar ratio L/E , is still consistent with the LSND signal. In addition, an unexplained excess of electron-like events is observed in MiniBooNE at low energies. The simultaneous interpretation of LSND (antineutrino) and MiniBooNE (neutrino and antineutrino) results in terms of sterile neutrino oscillations requires CP-violation or some other exotic scenarios, as reviewed in [34].

A new anomaly supporting oscillations with sterile neutrinos appeared from a reevaluation of reactor antineutrino fluxes, which found a 3% increase relative to previous flux calculations. As a result, data from reactor neutrino experiments at very short distances can be interpreted as an apparent deficit of $\bar{\nu}_e$. This is known as the reactor antineutrino anomaly and is again compatible with sterile neutrinos having a $\Delta m^2 > 1 \text{ eV}^2$. Finally, an independent experimental evidence for ν_e disappearance at very short baselines exists from the Gallium radioactive source experiments GALLEX and SAGE.

The existence of all these experimental hints for sterile neutrinos and a mass scale at the eV is intriguing, but so far a fully consistent picture has not emerged. Many analyses have been performed trying to explain all experimental data with 1 or 2 additional sterile neutrinos, known as the $3 + 1$ or $3 + 2$ schemes, with the corresponding additional mixing parameters. It seems that none of these schemes does describe well all data, as explained in detail in [34], but for the topics of this paper the potential existence of oscillations into sterile neutrinos would lead to important cosmological consequences, such as extra radiation from fully or partly thermalized sterile neutrinos or a larger Hot or Warm Dark Matter component. The required values of neutrino masses in these $3 + 1$ or $3 + 2$ scenarios are, as we will see in Section 7, in tension with the current cosmological bounds.

In any case, it is interesting to consider the main effects of additional sterile neutrino species in cosmology. Because sterile neutrinos are insensitive to weak interactions, they do not follow the behaviour of active neutrinos and are not expected to be present in the early universe at MeV temperatures. Even if they could interact through other kinds of interactions, significantly weaker than the standard weak ones, as predicted by extended particle physics models, they would have a thermal spectrum at very high temperatures, but their density would have been strongly diluted by many subsequent particle-antiparticle annihilations. Therefore, barring the nonthermal production from additional physics beyond the SM, the main way of obtaining a significant abundance of sterile neutrinos is through their mixing with the active ones.

In principle, the cosmological evolution of the active-sterile neutrino system should be found solving the corresponding Boltzmann kinetic equations for the density matrices. There exists a vast literature on this subject, where different analyses considered several approximations. For a list of references, see for instance [1, 2]. Although in general one should consider, at least, a 4×4 mixing of three active neutrinos and one sterile species (with 4 masses, 6 mixing angles, and 3 CP-violating phases), let us first assume an admixture of one sterile state to electron neutrinos. In the early universe one expects that neutrino oscillations could be effective when the vacuum oscillation term becomes larger than the

main matter potential term from charged leptons at a temperature T_c . The evolution of the active-sterile neutrino system depends on the sign of Δm^2 . For negative values there could be resonant oscillations (or resonant production, RP). Instead, for $\Delta m^2 > 0$ one has the so-called nonresonant production of sterile neutrinos (NRP). Comparing the value of T_c with the decoupling temperature of active neutrinos $T_{\nu D} \sim 2 \text{ MeV}$, one obtains that for values:

$$\Delta m^2 \lesssim 1.3 \times 10^{-7} \text{ eV}^2 \quad (4.4)$$

active-sterile oscillations are effective after neutrino decoupling. In such a case, the total comoving number density of active and sterile neutrinos will be constant because active neutrinos are no longer interacting with the rest of the primeval plasma. Correspondingly, distortions in the momentum spectra of neutrinos are expected which directly affect the production of ${}^4\text{He}$ at BBN when the active neutrinos are of the electron flavour (see e.g., [35], also for the case of nonzero initial ν_s abundance). Instead, for much larger values of Δm^2 oscillations are effective before neutrino decoupling, when weak interactions are frequent. In this case the actual growth of the sterile neutrino population depends on the interplay between oscillations and interactions, while the energy spectrum of the active ones will be kept in equilibrium. Their combined contribution to radiation can be as large as $N_{\text{eff}} = 2$, depending on the specific value of the mixing angle and on the sign of Δm^2 . This ‘‘thermalization’’ of the sterile neutrinos is a well-known phenomenon that is very difficult to avoid unless the cosmological scenario is drastically modified.

In the NRP case, it was shown in [36] that the production probability of sterile neutrinos is

$$\Gamma_s = \langle \sin^2 2\theta_m \sin^2(\omega_{\text{osc}} t) \Gamma_a \rangle, \quad (4.5)$$

where θ_m is the mixing angle in matter and ω_{osc} the frequency of oscillations in the medium. Here Γ_a is the production rate of active neutrinos in the plasma, and the averaging is made over the thermal background. If the oscillation frequency is very high one can substitute $\sin^2(\omega_{\text{osc}} t) \simeq 1/2$, and if θ_m is small one obtains

$$\Gamma_s \approx \theta_m^2 \Gamma_a \quad (4.6)$$

for a small number density of ν_s and active neutrinos close to equilibrium. Therefore, a thermal or close to thermal population of sterile neutrinos is expected provided that such a production rate of ν_s is larger than the expansion rate of the universe, a condition that holds unless either Δm^2 or θ is very small.

For RP of sterile neutrinos at temperatures below T_c the resonance propagates from small to large values of the neutrino comoving momentum, covering the whole momentum distribution while the active neutrinos are repopulated by interactions. The thermalization of ν_s is thus significantly enhanced, even for quite small values of the mixing angle.

In order to illustrate this discussion with an actual calculation of the active-sterile system with the kinetic equations in the two-flavour approximation, among the many published analyses we have chosen a recent one [37]. Their results for the final extra contribution of sterile neutrinos to radiation, in the case of zero initial lepton asymmetry, are shown as isocontours of ΔN_{eff} in Figure 4 as a function of the mixing parameters $\delta m_s^2 \equiv \Delta m^2$

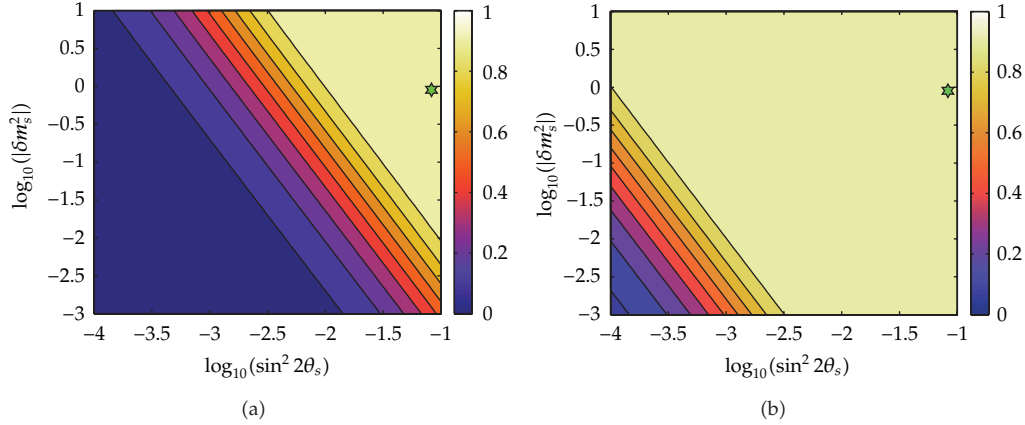


Figure 4: Isocontours of the final value of ΔN_{eff} in the $\sin^2 2\theta_s$ - δm_s^2 plane for vanishing lepton asymmetry and $\delta m_s^2 > 0$ (a) and $\delta m_s^2 < 0$ (b). The star denotes the best-fit mixing parameters as in the 3 + 1 global fit in [41]: $(\delta m_s^2, \sin^2 2\theta_s) = (0.9 \text{ eV}^2, 0.089)$. Adapted from [37].

(in eV^2 units) and $\sin^2 2\theta_s \equiv \sin^2 2\theta$. In the NRP case (Figure 4(a)) one can clearly see that the same final N_{eff} corresponds to constant values of $\sin^4 2\theta \Delta m^2$. For RP ν_s 's are more efficiently brought into equilibrium, even for quite small values of the mixing angle. All calculations described so far correspond to the two-neutrino limit of one active and one sterile states, but a proper calculation should also include the unavoidable presence of mixing among the active neutrinos. A full four-flavour calculation has not been performed, but a few analyses did solve simplified kinetic equations taking into account active neutrino mixing, such as [38–40].

We note that for the active-sterile parameters needed to solve the oscillation anomalies described at the beginning of this section, the thermalization of sterile neutrinos is achieved, that is, $N_{\text{eff}} = 4$. An example of the best-fit values of a particular calculation in the 3 + 1 neutrino model is indicated in the plot. Therefore, it seems that such an extra radiation is guaranteed in these situations unless oscillations are suppressed, as in the case of a nonzero initial lepton asymmetry η_ν , much larger than η_B [42, 43].

5. Massive Neutrinos as Dark Matter

Nowadays the existence of Dark Matter (DM), the dominant nonbaryonic component of the matter density in the universe, is well established. A priori, massive neutrinos are excellent DM candidates, in particular because we are certain that they exist, in contrast with other candidate particles. Together with CMB photons, relic neutrinos can be found anywhere in the universe with a number density given by the present value of (2.5) of 339 neutrinos and antineutrinos per cm^3 , and their energy density in units of the critical value of the energy density (see (2.9)) is

$$\Omega_\nu = \frac{\rho_\nu}{\rho_c^0} = \frac{\sum_i m_i}{93.14 h^2 \text{ eV}}. \quad (5.1)$$

Here $\sum_i m_i$ includes all masses of the neutrino states which are nonrelativistic today. It is also useful to define the neutrino density fraction f_ν with respect to the total matter density

$$f_\nu \equiv \frac{\rho_\nu}{(\rho_{\text{cdm}} + \rho_b + \rho_\nu)} = \frac{\Omega_\nu}{\Omega_m}. \quad (5.2)$$

In order to check whether relic neutrinos can have a contribution of order unity to the present values of Ω_ν or f_ν , we should consider which neutrino masses are allowed by noncosmological data. Oscillation experiments measure the differences of squared neutrino masses $\Delta m_{21}^2 = m_2^2 - m_1^2$ and $\Delta m_{31}^2 = m_3^2 - m_1^2$, the relevant ones for solar, and atmospheric neutrinos, respectively. As a reference, we take the following 3σ ranges of mixing parameters from [44] (see also [45, 46]):

$$\begin{aligned} \Delta m_{21}^2 (10^{-5} \text{ eV}^2) &= 7.62_{-0.50}^{+0.58} \\ \Delta m_{31}^2 (10^{-3} \text{ eV}^2) &= 2.55_{-0.24}^{+0.19} (-2.43_{-0.22}^{+0.21}) \\ s_{12}^2 &= 0.32 \pm 0.05 \\ s_{23}^2 &\in [0.36, 0.68] ([0.37, 0.67]) \\ s_{13}^2 &= 0.0246_{-0.0076}^{+0.0084} (0.025 \pm 0.008). \end{aligned} \quad (5.3)$$

Here $s_{ij}^2 = \sin^2 \theta_{ij}$, where θ_{ij} ($ij = 12, 23$ or 13) are the three mixing angles. Unfortunately oscillation experiments are insensitive to the absolute scale of neutrino masses, because the knowledge of $\Delta m_{21}^2 > 0$ and $|\Delta m_{31}^2|$ leads to the two possible schemes shown in figure 1 of [8], but leaves one neutrino mass unconstrained. These two schemes are known as normal (NH) and inverted (IH) mass hierarchies, characterized by the sign of Δm_{31}^2 , positive and negative, respectively. In the above equation the values in parentheses correspond to the IH, otherwise the mixing parameters present the same allowed regions for both hierarchies. For small values of the lightest neutrino mass m_0 , that is, m_1 (m_3) for NH (IH), the mass states follow a hierarchical scenario, while for masses much larger than the differences all neutrinos share in practice the same mass and then we say that they are degenerate. In general, the relation between the individual masses and the total neutrino mass can be found numerically, as shown in Figure 5.

There are two types of laboratory experiments searching for the absolute scale of neutrino masses, a crucial piece of information for constructing models of neutrino masses and mixings. The neutrinoless double beta decay (Z, A) \rightarrow ($Z+2, A$) $+ 2e^-$ (in short $0\nu 2\beta$) is a rare nuclear processes where lepton number is violated and whose observation would mean that neutrinos are Majorana particles. If the $0\nu 2\beta$ process is mediated by a light neutrino, the results from neutrinoless double beta decay experiments are converted into an upper bound or a measurement of the effective mass $m_{\beta\beta}$

$$m_{\beta\beta} = \left| c_{12}^2 c_{13}^2 m_1 + s_{12}^2 c_{13}^2 m_2 e^{i\phi_2} + s_{13}^2 m_3 e^{i\phi_3} \right|, \quad (5.4)$$

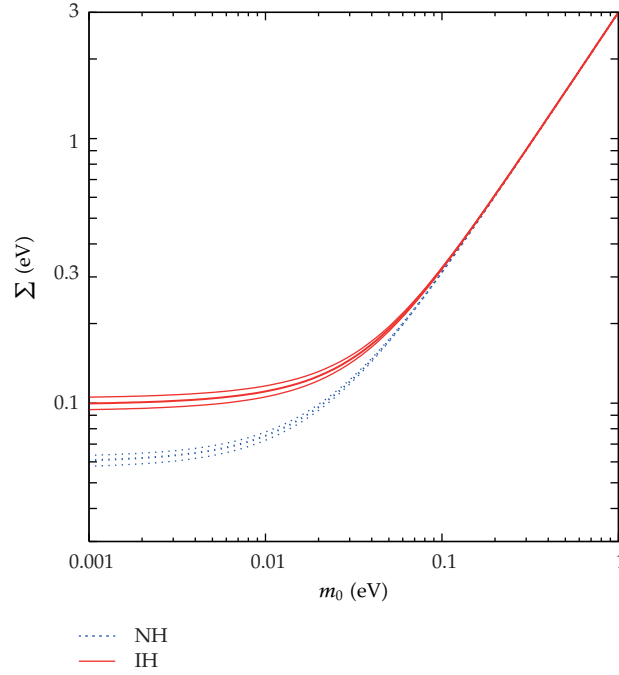


Figure 5: Allowed values of the total neutrino mass as a function of the lightest state within the 3σ regions of the mixing parameters in (5.3). Blue dotted (red solid) lines correspond to normal (inverted) hierarchy for neutrino masses, where $m_0 = m_1$ ($m_0 = m_3$).

where $\phi_{1,2}$ are the two Majorana phases that appear in lepton-number-violating processes. An important issue for $0\nu 2\beta$ results is related to the uncertainties on the corresponding nuclear matrix elements. For more details and the current experimental results, see [47].

Beta decay experiments, which involve only the kinematics of electrons, are in principle the best strategy for measuring directly the neutrino mass [48]. The current limits from tritium beta decay apply only to the range of degenerate neutrino masses, so that $m_\beta \approx m_0$, where

$$m_\beta = \left(c_{12}^2 c_{13}^2 m_1^2 + s_{12}^2 c_{13}^2 m_2^2 + s_{13}^2 m_3^2 \right)^{1/2} \quad (5.5)$$

is the relevant parameter for beta decay experiments. The bound at 95% CL is $m_0 < 2.05\text{--}2.3$ eV from the Troitsk and Mainz experiments, respectively. This value is expected to be improved by the KATRIN project to reach a discovery potential for $0.3\text{--}0.35$ eV masses (or a sensitivity of 0.2 eV at 90% CL). Taking into account this upper bound and the minimal values of the total neutrino mass in the normal (inverted) hierarchy, the sum of neutrino masses is restricted to the approximate range

$$0.06(0.1) \text{ eV} \lesssim \sum_i m_i \lesssim 6 \text{ eV}. \quad (5.6)$$

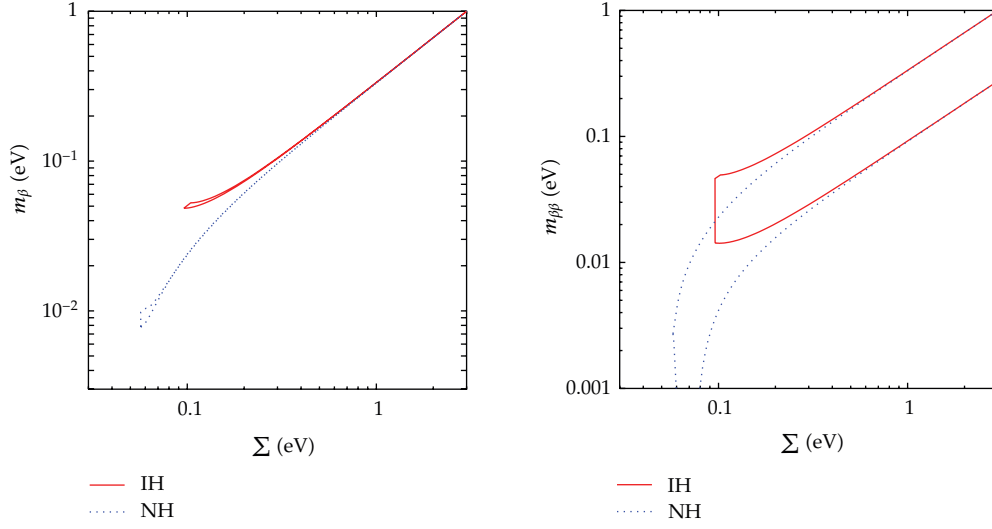


Figure 6: Allowed regions by oscillation data at the 3σ level (5.3) of the three main observables sensitive to the absolute scale of neutrino masses. We show the regions in the planes m_β - Σ and $m_{\beta\beta}$ - Σ , see the text for the corresponding definitions. Blue dotted (red solid) regions correspond to normal (inverted) hierarchy.

As we discuss in the next sections, cosmology is at first order sensitive to the total neutrino mass $\Sigma \equiv \sum_i m_i$ if all states have the same number density, providing information on m_0 but blind to neutrino mixing angles or possible CP violating phases. Thus cosmological results are complementary to terrestrial experiments. The interested reader can find the allowed regions in the parameter space defined by any pair of parameters $(\Sigma, m_{\beta\beta}, m_\beta)$ in [21, 49, 50]. The two cases involving Σ are shown in Figure 6.

Now we can find the possible present values of Ω_ν in agreement the approximate bounds of (5.6). Note that even if the three neutrinos are nondegenerate in mass, (5.1) can be safely applied, because we know from neutrino oscillation data that at least two of the neutrino states are nonrelativistic today, because both $(\Delta m_{31}^2)^{1/2} \simeq 0.05$ eV and $(\Delta m_{21}^2)^{1/2} \simeq 0.009$ eV are larger than the temperature $T_\nu \simeq 1.96$ K $\simeq 1.7 \times 10^{-4}$ eV. If the third neutrino state is very light and still relativistic, its relative contribution to Ω_ν is negligible and (5.1) remains an excellent approximation of the total density. One finds that Ω_ν is restricted to the approximate range

$$0.0013(0.0022) \lesssim \Omega_\nu \lesssim 0.13, \quad (5.7)$$

where we already included that $h \approx 0.7$. This applies only to the standard case of three light active neutrinos, while in general a cosmological upper bound on Ω_ν has been used since the 1970s to constrain the possible values of neutrino masses. For instance, if we demand that neutrinos should not be heavy enough to overclose the universe ($\Omega_\nu < 1$), we obtain an upper bound $\Sigma \lesssim 45$ eV (again fixing $h = 0.7$). Moreover, because from present analyses

of cosmological data we know that the approximate contribution of matter is $\Omega_m \simeq 0.3$, the neutrino masses should obey the stronger bound $\Sigma \lesssim 15 \text{ eV}$. We see that with this simple argument one obtains a bound which is roughly only a factor 2 worse than the bound from tritium beta decay but of course with the caveats that apply to any cosmological analysis. In the three-neutrino case, these bounds should be understood in terms of $m_0 = \Sigma/3$.

Dark matter particles with a large velocity dispersion such as that of neutrinos are called hot dark matter (HDM). The role of neutrinos as HDM particles has been widely discussed since the 1970s, and the reader can find a historical review in [51]. It was realized in the mid 1980s that HDM affects the evolution of cosmological perturbations in a particular way: it erases the density contrasts on wavelengths smaller than a mass-dependent free-streaming scale. In a universe dominated by HDM, this suppression is in contradiction with various observations. For instance, large objects such as superclusters of galaxies form first, while smaller structures like clusters and galaxies form via a fragmentation process. This top-down scenario is at odds with the fact that galaxies seem older than clusters.

Given the failure of HDM-dominated scenarios, the attention then turned to cold dark matter (CDM) candidates, that is, particles which were nonrelativistic at the epoch when the universe became matter dominated, which provided a better agreement with observations. Still in the mid 1990s it appeared that a small mixture of HDM in a universe dominated by CDM fitted better the observational data on density fluctuations at small scales than a pure CDM model. However, within the presently favoured Λ CDM model dominated at late times by a cosmological constant (or some form of dark energy) there is no need for a significant contribution of HDM. Instead, one can use the available cosmological data to find how large the neutrino contribution can be, as we will see later.

Before concluding this section, we would like to mention the case of a sterile neutrino with a mass of the order of a few keV's and a very small mixing with the flavour neutrinos. Such "heavy" neutrinos could be produced by active-sterile oscillations but not fully thermalized, so that they could play the role of dark matter and replace the usual CDM component. But due to their large thermal velocity (slightly smaller than that of active neutrinos), they would behave as Warm Dark Matter and erase small-scale cosmological structures. Their mass can be bounded from below using Lyman- α forest data from quasar spectra and from above using X-ray observations. The viability of this scenario is currently under careful examination (see e.g., [52]).

6. Effects of Neutrino Masses on Cosmology

In this section we will briefly describe the main cosmological observables and the effects that neutrino masses cause on them. A more detailed discussion of the effects of massive neutrinos on the evolution of cosmological perturbations can be found in Sections 4.5 and 4.6 of [8].

6.1. Brief Description of Cosmological Observables

Although there exist many different types of cosmological measurements, here we will restrict the discussion to those that are at present the more important for obtaining an upper bound or eventually a measurement of neutrino masses.

First of all, we have the CMB temperature anisotropy power spectrum, defined as the angular two-point correlation function of CMB maps $\delta T/\bar{T}(\hat{n})$ (\hat{n} being a direction in the sky). This function is usually expanded in Legendre multipoles

$$\left\langle \frac{\delta T}{\bar{T}}(\hat{n}) \frac{\delta T}{\bar{T}}(\hat{n}') \right\rangle = \sum_{l=0}^{\infty} \frac{(2l+1)}{4\pi} C_l P_l(\hat{n} \cdot \hat{n}'), \quad (6.1)$$

where $P_l(x)$ are the Legendre polynomials. For Gaussian fluctuations, all the information is encoded in the multipoles C_l which probe correlations on angular scales $\theta = \pi/l$. We have seen that each neutrino state can only have a mass of the order of 1 eV, so that the transition of relic neutrinos to the nonrelativistic regime is expected to take place after the time of recombination between electrons and nucleons, that is, after photon decoupling. Because the shape of the CMB spectrum is related mainly to the physical evolution *before* recombination, it will only be marginally affected by the neutrino mass, except through a modified background evolution and some secondary anisotropy corrections. There exists interesting complementary information to the temperature power spectrum if the CMB polarization is measured, and currently we have some less precise data on the temperature \times E-polarization (TE) correlation function and the E-polarization self-correlation spectrum (EE).

The current Large Scale Structure (LSS) of the universe is probed by the matter power spectrum, observed with various techniques described in the next section (directly or indirectly, today or in the near past at redshift z). It is defined as the two-point correlation function of nonrelativistic matter fluctuations in Fourier space

$$P(k, z) = \left\langle |\delta_m(k, z)|^2 \right\rangle, \quad (6.2)$$

where $\delta_m = \delta\rho_m/\bar{\rho}_m$. Usually $P(k)$ refers to the matter power spectrum evaluated today (at $z = 0$). In the case of several fluids (e.g., CDM, baryons, and nonrelativistic neutrinos), the total matter perturbation can be expanded as

$$\delta_m = \frac{\sum_i \bar{\rho}_i \delta_i}{\sum_i \bar{\rho}_i}. \quad (6.3)$$

Because the energy density is related to the mass density of nonrelativistic matter through $E = mc^2$, δ_m represents indifferently the energy or mass power spectrum. The shape of the matter power spectrum is affected in a scale-dependent way by the free-streaming caused by small neutrino masses of $\mathcal{O}(\text{eV})$, and thus it is the key observable for constraining m_ν with cosmological methods.

6.2. Neutrino Free Streaming

After thermal decoupling, relic neutrinos constitute a collisionless fluid, where the individual particles free stream with a characteristic velocity that, in average, is the thermal velocity v_{th} . It is possible to define a horizon as the typical distance on which particles travel between time t_i and t . When the universe was dominated by radiation or matter $t \gg t_i$, this horizon is,

as usual, asymptotically equal to v_{th}/H , up to a numerical factor of order one. Similar to the definition of the Jeans length (see section 4.4 in [8]), we can define the neutrino free-streaming wavenumber and length as

$$k_{\text{FS}}(t) = \left(\frac{4\pi G \bar{\rho}(t) a^2(t)}{v_{\text{th}}^2(t)} \right)^{1/2}, \quad (6.4)$$

$$\lambda_{\text{FS}}(t) = 2\pi \frac{a(t)}{k_{\text{FS}}(t)} = 2\pi \sqrt{\frac{2}{3}} \frac{v_{\text{th}}(t)}{H(t)}.$$

As long as neutrinos are relativistic, they travel at the speed of light and their free-streaming length is simply equal to the Hubble radius. When they become nonrelativistic, their thermal velocity decays like

$$v_{\text{th}} \equiv \frac{\langle p \rangle}{m} \simeq \frac{3.15 T_\nu}{m} = \frac{3.15 T_\nu^0}{m} \left(\frac{a_0}{a} \right) \simeq 158(1+z) \left(\frac{1 \text{ eV}}{m} \right) \text{ km s}^{-1}, \quad (6.5)$$

where we used for the present neutrino temperature $T_\nu^0 \simeq (4/11)^{1/3} T_Y^0$ and $T_Y^0 \simeq 2.726 \text{ K}$. This gives for the free-streaming wavelength and wavenumber during matter or Λ domination

$$k_{\text{FS}}(t) = 0.8 \frac{\sqrt{\Omega_\Lambda + \Omega_m(1+z)^3}}{(1+z)^2} \left(\frac{m}{1 \text{ eV}} \right) h \text{ Mpc}^{-1}, \quad (6.6)$$

$$\lambda_{\text{FS}}(t) = 8 \frac{1+z}{\sqrt{\Omega_\Lambda + \Omega_m(1+z)^3}} \left(\frac{1 \text{ eV}}{m} \right) h^{-1} \text{ Mpc},$$

where Ω_Λ and Ω_m are the cosmological constant and matter density fractions, respectively, evaluated today. After the nonrelativistic transition and during matter domination, the free-streaming length continues to increase, but only like $(aH)^{-1} \propto t^{1/3}$, that is, more slowly than the scale factor $a \propto t^{2/3}$. Therefore, the comoving free-streaming length λ_{FS}/a actually decreases like $(a^2 H)^{-1} \propto t^{-1/3}$. As a consequence, for neutrinos becoming nonrelativistic during matter domination, the comoving free-streaming wavenumber passes through a minimum k_{nr} at the time of the transition, that is, when $m = \langle p \rangle = 3.15 T_\nu$ and $a_0/a = (1+z) = 2.0 \times 10^3 (m/1 \text{ eV})$. This minimum value is found to be

$$k_{\text{nr}} \simeq 0.018 \Omega_m^{1/2} \left(\frac{m}{1 \text{ eV}} \right)^{1/2} h \text{ Mpc}^{-1}. \quad (6.7)$$

The physical effect of free streaming is to damp small-scale neutrino density fluctuations: neutrinos cannot be confined into (or kept outside of) regions smaller than the free-streaming length, because their velocity is greater than the escape velocity from gravitational potential wells on those scales. Instead, on scales much larger than the free-streaming scale, the neutrino velocity can be effectively considered as vanishing, and after the nonrelativistic transition the neutrino perturbations behave like CDM perturbations. In particular, modes

with $k < k_{\text{nr}}$ are never affected by free streaming and evolve like being in a pure Λ CDM model.

6.3. Impact of Massive Neutrinos on the Matter Power Spectrum

The small initial cosmological perturbations evolve within the linear regime at early times. During matter domination, the smallest cosmological scales start evolving nonlinearly, leading to the formation of the structures we see today. In the recent universe, the largest observable scales are still related to the linear evolution, while other scales can only be understood using nonlinear N-body simulations. We will not review here all the details of this complicated evolution (see [2, 7, 8] and references therein), but we will emphasize the main effects caused by massive neutrinos on linear scales in the framework of the standard cosmological scenario: a Λ Mixed Dark Matter (Λ MMDM) model, where mixed refers to the inclusion of some HDM component.

On large scales (that is, on wave numbers smaller than the value k_{nr} defined in the previous subsection), neutrino free streaming can be ignored, and neutrino perturbations are indistinguishable from CDM perturbations. On those scales, the matter power spectrum $P(k, z)$ can be shown to depend only on the matter density fraction today (including neutrinos), Ω_m , and on the primordial perturbation spectrum. If the neutrino mass is varied with Ω_m fixed, the large-scale power spectrum remains invariant.

On small scales such that $k > k_{\text{nr}}$, the matter power spectrum is affected by neutrino masses for essentially the three following reasons.

(1) Massive neutrinos do not cluster on those scales. The matter power spectrum can be expanded as a function of the three nonrelativistic species,

$$P(k, z) = \left\langle \left| \frac{\delta\rho_{\text{cdm}} + \delta\rho_b + \delta\rho_\nu}{\rho_{\text{cdm}} + \rho_b + \rho_\nu} \right|^2 \right\rangle = \Omega_m^{-2} \left\langle |\Omega_{\text{cdm}}\delta_{\text{cdm}} + \Omega_b\delta_b + \Omega_\nu\delta_\nu|^2 \right\rangle. \quad (6.8)$$

On scales of interest and in the recent universe, baryon and CDM fluctuations are equal to each other, while $\delta_\nu \ll \delta_{\text{cdm}}$. Hence, even if the evolution of δ_{cdm} was not affected by neutrino masses (which is not the case, see the remaining two points below), the power spectrum would be reduced by a factor $(1 - f_\nu)^2$ with

$$f_\nu \equiv \frac{\Omega_\nu}{\Omega_m}. \quad (6.9)$$

(2) The redshift of radiation-to-matter equality z_{eq} or the baryon-to-CDM ratio $\omega_b/\omega_{\text{cdm}}$ might be slightly affected by neutrino masses, with a potential impact on the small-scale matter power spectrum. This depends very much on which other parameters are kept fixed when the neutrino mass varies. If neutrino masses are smaller than roughly 0.5 eV, they are still relativistic at the time of radiation-to-matter equality, and the redshift of equality depends on $(\omega_b + \omega_{\text{cdm}})$, not on ω_m . It is possible to increase M_ν and ω_m with fixed parameters Ω_m , ω_b , ω_{cdm} (provided that the Hubble parameter also increases like the square root of ω_m). In that case, there is no significant impact of massive neutrinos on the matter power spectrum through background effects, that is, through a change in the homogeneous cosmological evolution. However, there are some important perturbation effects that we will now summarize.

(3) The growth rate of cold dark matter perturbations is reduced through an absence of gravitational back-reaction effects from free-streaming neutrinos. This growth rate is set by an equation of the type

$$\delta''_{\text{cdm}} + \frac{a'}{a} \delta_{\text{cdm}} = -k^2 \psi, \quad (6.10)$$

where δ_{cdm} stands for the CDM relative density perturbation in Fourier space and ψ for the metric perturbation playing the role of the Newtonian potential inside the Hubble radius. There is a similar equation for decoupled baryons, and very soon after baryon decoupling we can identify $\delta_{\text{b}} = \delta_{\text{cdm}}$ on scales of interest. On the right-hand side, we neglected time derivatives of metric fluctuations playing only a minor role. The right-hand side represents gravitational clustering and is given by the Poisson equation as a function of the total density fluctuation. The second term on the left-hand side represents Hubble friction, that is, the fact that the cosmological expansion enhances distances, reduces gravitational forces, and slows down gravitational clustering. The coefficient a'/a is given by the Friedmann equation as a function of the total background density. In a universe such that all species present in the Friedmann equation do cluster, as it is the case in a matter-dominated universe with $\delta\rho_{\text{total}} \simeq \delta\rho_{\text{cdm}} + \delta\rho_{\text{b}}$ and $\bar{\rho}_{\text{total}} = \bar{\rho}_{\text{cdm}} + \bar{\rho}_{\text{b}}$, the solution is simply given by $\delta_{\text{cdm}} \propto a$: the so-called linear growth factor is proportional to the scale factor. But whenever one of the species contributing to the background expansion does not cluster efficiently, it can be neglected in the Poisson equation. In that case, the term on the right-hand side becomes smaller with respect to the Hubble friction term, and CDM (as well as baryons) clusters at a slower rate. This is the case in presence of massive neutrinos and for $k \gg k_{\text{nr}}$: the linear growth rate during matter domination is then equal to $a^{1-3/5f_{\nu}}$. During Λ domination, this effect sums up with that of the cosmological constant (or of any nonclustering dark energy), which also tends to reduce the growth rate for the very same reason.

In summary, the small-scale matter power spectrum $P(k \geq k_{\text{nr}})$ is reduced in presence of massive neutrinos for at least two reason: by the absence of neutrino perturbations in the total matter power spectrum and by a slower growth rate of CDM/baryon perturbations at late times. The third effect has the largest amplitude. At low redshift $z \simeq 0$, the step-like suppression of $P(k)$ starts at $k \geq k_{\text{nr}}$ and saturates at $k \sim 1h/\text{Mpc}$ with a constant amplitude $\Delta P(k)/P(k) \simeq -8f_{\nu}$. This result was obtained by fitting numerical simulations [53], but a more accurate approximation can be derived analytically [2, 8]. As mentioned in the second item above, neutrino masses can have additional indirect effects through a change in the background evolution, depending on which cosmological parameters are kept fixed when M_{ν} varies.

When fitting data, one can use analytical approximations to the full MDM or Λ MDM matter power spectrum, valid for arbitrary scales and redshifts, as listed in [8]. However, nowadays the analyses are performed using the matter power spectra calculated by Boltzmann codes such as CAMB [54] or CLASS [55] that solve numerically the evolution of the cosmological perturbations. The step-like suppression of the matter power spectrum induced by various values of f_{ν} , is shown in Figure 7.

Is it possible to mimic the effect of massive neutrinos on the matter power spectrum with some combination of other cosmological parameters? If so, one would say that a parameter degeneracy exists, reducing the sensitivity to neutrino masses. This possibility depends on the intervals $[k_{\text{min}}, k_{\text{max}}]$ and $[z_{\text{min}}, z_{\text{max}}]$ in which $P(k, z)$ can be accurately measured. Ideally, if we could have $k_{\text{min}} \leq 10^{-2}h \text{ Mpc}^{-1}$ and $k_{\text{max}} \geq 1h \text{ Mpc}^{-1}$, the effect

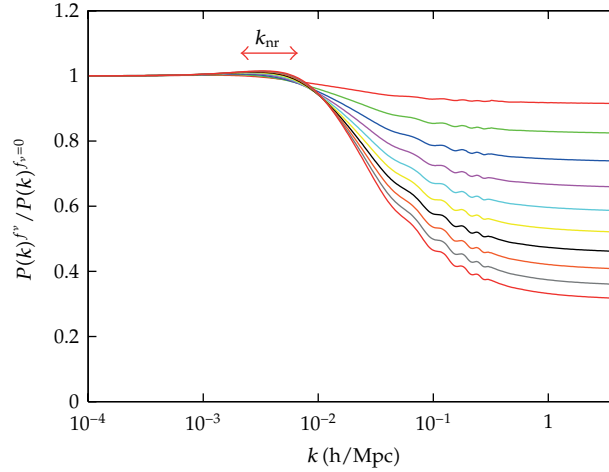


Figure 7: Ratio of the matter power spectrum including three degenerate massive neutrinos with density fraction f_ν to that with three massless neutrinos. The parameters $(\omega_m, \Omega_\Lambda) = (0.147, 0.70)$ are kept fixed, and from top to bottom the curves correspond to $f_\nu = 0.01, 0.02, 0.03, \dots, 0.10$. The individual masses m_ν range from 0.046 to 0.46 eV, and the scale k_{nr} from $2.1 \times 10^{-3} h \text{ Mpc}^{-1}$ to $6.7 \times 10^{-3} h \text{ Mpc}^{-1}$ as shown on the top of the figure, from [8].

of the neutrino mass would be nondegenerate, because of its very characteristic step-like effect. Moreover, because neutrinos render the linear growth factor scale dependent, with $\delta_m(k, z)$ proportional to a (resp., or $a^{1-3/5f_\nu}$) for $k < k_{nr}$ (resp., $k \gg k_{nr}$), the amplitude of the step-like suppression is redshift dependent. Using for example, weak lensing techniques or Lyman- α forest data, one could get accurate measurements of the matter spectrum at several redshifts in the range $0 < z < 3$. This will offer an opportunity to test the “time dependence” of the neutrino mass effect, and to distinguish it, for instance, from an equivalent step-like suppression in the primordial spectrum that would still imply a scale-independent growth factor.

The problem is that usually the matter power spectrum can only be accurately measured in the intermediate region where the mass effect is neither null nor maximal: in other words, many experiments only have access to the transition region in the step-like transfer function. In this region, the neutrino mass affects the slope of the matter power spectrum in a way which can be easily confused with the effect of other cosmological parameters. Because of these parameter degeneracies, the current LSS data alone cannot provide significant constraints on the neutrino mass, and it is necessary to combine them with other cosmological data, in particular the CMB anisotropy spectrum, which could lift most of the degeneracies. Still, for exotic models with for example, extrarelativistic degrees of freedom, a constant equation-of-state parameter of the dark energy different from -1 , or a nonpower-law primordial spectrum, the neutrino mass bound can become significantly weaker.

The value of k_{\max} is not limited by observational sensitivities but by the range in which we trust predictions from linear theory. Beyond the scale of nonlinearity (of the order of $k_{\max} = 0.15 h \text{ Mpc}^{-1}$ at $z = 0$), the data is only useful provided that one is able to make accurate predictions not only for the nonlinear power spectrum, but also for redshift-space distortions (coming from the fact that we observe the redshift of objects, not their distance away from us) and finally for the scale dependence of the light-to-mass bias (relating the

power spectrum of a given category of observed compact objects to the underlying total matter power spectrum). Spectacular progresses are being carried on these three fronts, thanks to better N-body simulations and analytical techniques. Including massive neutrinos in such calculations is particularly difficult, but successful attempts were presented for example, in [56–58]. The neutrino mass impact on the nonlinear matter power spectrum is now modeled with rather good precision, at least within one decade above k_{\max} in wave-number space. It appears that the step-like suppression is enhanced by nonlinear effects up to roughly $\Delta P(k)/P(k) \simeq -10f_\nu$ (at redshift zero and $k \sim 1h \text{ Mpc}^{-1}$) and is reduced above this scale. Hence, nonlinear corrections render the neutrino mass effect even more characteristic than in the linear theory and may help to increase the sensitivity of future experiments.

Until this point, we reduced the neutrino mass effect to that of the parameter f_ν or M_ν . In principle, the mass splitting between the three different families for a common total mass is visible in the matter power spectrum. The time at which each species becomes nonrelativistic depends on individual masses m_i . Hence, both the scale of the step-like suppression induced by *each* neutrino and the amount of suppression in the small-scale power spectrum have a small dependence on individual masses. The differences between the power spectrum of various models with the same total mass and different mass splittings were computed numerically in [59] for the linear spectrum and [58] for the nonlinear spectrum. At the moment, it seems that even the most ambitious future surveys will not be able to distinguish these mass splitting effects with a reasonable significance [60, 61].

6.4. Impact of Massive Neutrinos on the CMB Anisotropy Spectrum

For neutrino masses of the order of 1 eV (about $f_\nu \leq 0.1$) the three neutrino species are still relativistic at the time of photon decoupling, and the direct effect of free-streaming neutrinos on the evolution of the baryon-photon acoustic oscillations is the same in the Λ CDM and Λ MDM cases. Therefore, the effect of the mass can only appear at two levels that of the background evolution and that of secondary CMB anisotropies, related to the behavior of photon perturbations after decoupling. Both levels are potentially affected by the evolution of neutrinos after the time of their nonrelativistic transition. If neutrinos were heavier than a few eV, they would already be nonrelativistic at decoupling, and they could trigger more direct effects in the CMB, as described in [62]. However, we will see later that this situation is disfavoured by current upper bounds on the neutrino mass.

Let us first review the background effects of massive neutrinos on the CMB. Because the temperature and polarization spectrum shape are the result of several intricate effects, one cannot discuss the neutrino mass impact without specifying which other parameters are kept fixed. Neutrinos with a mass in the range from 10^{-3} eV to 1 eV should be counted as radiation at the time of equality and as nonrelativistic matter today: the total nonrelativistic density, parametrized by $\omega_m = \Omega_m h^2$, depends on the total neutrino mass $M_\nu = \sum_i m_i$. Hence, when M_ν is varied, there must be a variation either in the redshift of matter-to-radiation equality z_{eq} or in the matter density today ω_m .

This can potentially impact the CMB in three ways. A shift in the redshift of equality affects the position and amplitude of the peaks. A change in the nonrelativistic matter density at late times can impact both the angular diameter distance to the last scattering surface $d_A(z_{\text{dec}})$, controlling the overall position of CMB spectrum features in multipole space, and the slope of the low- l tail of the CMB spectrum, due to the late Integrated Sachs-Wolfe (ISW) effect. Out of these three effects (changes in z_{eq} , in d_A and in the late ISW), only two

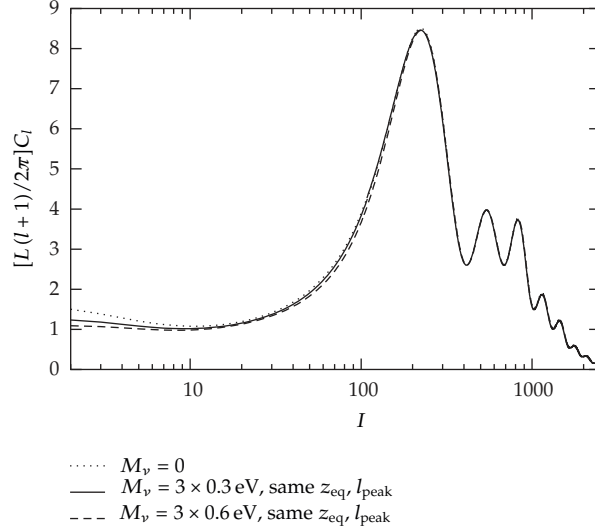


Figure 8: CMB temperature spectrum with different neutrino masses. Some of the parameters of the Λ MDM model have been varied together with M_ν , in order to keep fixed the redshift of equality and the angular diameter distance to last scattering.

can be cancelled by a simultaneous variation of the total neutrino mass and of other free parameters in the Λ MDM model. Hence, the CMB spectrum is sensitive to the background effect of the total neutrino mass. In practice, however, the late ISW effect is difficult to measure due to cosmic variance and CMB data alone cannot provide a useful information on sub-eV neutrino masses. If one considers extensions of the Λ MDM, this becomes even more clear: by playing with the spatial curvature, one can neutralize all three effects simultaneously. But as soon as CMB data is used in combination with other background cosmology observations (constraining for instance the Hubble parameter, the cosmological constant value, or the BAO scale), some bounds can be derived on M_ν .

There exists another effect of massive neutrinos on the CMB at the level of secondary anisotropies: when neutrinos become nonrelativistic, they reduce the time variation of the gravitational potential inside the Hubble radius. This affects the photon temperature through the early ISW effect and leads to a depletion in the temperature spectrum of the order of $(\Delta C_l/C_l) \sim -(M_\nu/0.1 \text{ eV})\%$ on multipoles $20 < l < 500$, with a dependence of the maximum depletion scale on individual masses m_i . This effect is roughly ten times smaller than the depletion in the small-scale matter power spectrum, $\Delta P(k)/P(k) \sim -(M_\nu/0.01 \text{ eV})\%$.

We show in Figure 8 the effect on the CMB temperature spectrum of increasing the neutrino mass while keeping z_{eq} and d_A fixed: the only observed differences are then for $2 < l < 50$ (late ISW effect due to neutrino background evolution) and for $50 < l < 200$ (early ISW effect due to neutrino perturbations).

We conclude that the CMB alone is not a very powerful tool for constraining sub-eV neutrino masses and should be used in combination with homogeneous cosmology constraints and/or measurements of the LSS power spectrum, for instance from galaxy clustering, galaxy lensing, or CMB lensing (see Section 8).

7. Current Bounds on Neutrino Masses

In this section we review how the available cosmological data are used to get information on the absolute scale of neutrino masses, complementary to laboratory experiments. Note that the bounds in the next subsections are all based on the Bayesian inference method, and the upper bounds on the sum of neutrino masses are given at 95% C.L. after marginalization over all free cosmological parameters. We refer the reader to Section 5.1 of [8] for a detailed discussion on this statistical method, as well as for most of the references for the experimental data or parameter analysis.

7.1. CMB Anisotropy Bounds

The experimental situation of the measurement of the CMB anisotropies is dominated by the seven-year release of WMAP data [17], which improved the already precise TT and TE angular power spectra of the previous releases and included a detection of the E-polarization self-correlation spectrum (EE). On similar or smaller angular scales than WMAP, we have results from experiments that are either ground based or balloon borne (ACT, SPT, etc.).

We saw in the previous section that the CMB spectrum has a small sensitivity to neutrino masses even when each mass is below 0.5 eV, and all nonrelativistic transitions take place after photon decoupling [63]. This sensitivity is due to background effects (mainly the late ISW effect if all other Λ CDM parameters are left free) plus perturbation effects (mainly the early ISW effect). Therefore, it is possible to constrain neutrino masses using CMB experiments only, down to the level at which these small effects are masked by instrumental noise, by cosmic variance, or by parameter degeneracies in the case of some cosmological models beyond the minimal Λ Mixed Dark matter framework. WMAP alone is able to set a limit $M_\nu < 1.3\text{--}1.4\text{ eV}$ depending on whether the dark energy component is a cosmological constant or not [17]. Because the neutrino mass effects in the CMB are visible mainly at $l < 500$, combining WMAP data with other CMB datasets (from e.g., ACT or SPT) does not improve this bound. On the contrary, adding more information to the background cosmological evolution is very useful, because it helps removing degeneracies between the various parameters: in that case, the CMB data can better probe neutrino masses through their background effects. For instance, the bound from WMAP combined with BAO scale measurements and a direct determination of H_0 by the Hubble space telescope Key Project [64] is significantly stronger: $M_\nu < 0.58\text{ eV}$ (95% CL) [17], while the combination of WMAP with a different H_0 determination at various redshift from early-type galaxy evolution gives $M_\nu < 0.48\text{ eV}$ (95% CL) [65]. These are important results, because they do not depend on the uncertainties from LSS data discussed next.

7.2. Large-Scale Structure Observations

The matter power spectrum can be probed with various methods on different scales and redshifts. Let us review here the major techniques which have led so far to relevant neutrino mass bounds.

7.2.1. Galaxy Power Spectrum

Galaxy maps (or, similarly, cluster maps) can be smoothed over small scales and Fourier transformed in order to provide a power spectrum. Relating such a spectrum to the total matter power spectrum is a tricky exercise, especially on small scales (corresponding to wavenumbers $k > 0.1h \text{ Mpc}^{-1}$), because it is difficult to make accurate predictions for nonlinear corrections, redshift-space distortions, and the light-to-mass bias. Current bounds are based on the analysis of linear scales only, for which the assumption of a scale-independent bias is well motivated. This bias is, however, left as a free parameter, in such way that galaxy spectrum data give indications on the shape but not on the global amplitude of $P(k, z)$. In the next subsection, we will report constraints from the halo power spectrum of Large Red Galaxies (denoted later as Gal-LRG), measured by [66], the spectrum of the MegaZ catalogue (Gal-MegaZ), used by [67], and the WiggleZ Dark Energy Survey (Gal-WiggleZ), used by [68]. The first two data sets are actually extracted from the same big survey, the Sloan Digital Sky Survey (SDSS).

For sufficiently deep galaxy surveys, it is possible to separate galaxies into redshift bins and compute different correlation functions at different redshifts. This technique, called tomography, can be very useful for constraining the scale-dependent growth factor induced by neutrino masses. In that case, the data can be reduced to a set of two-dimension power spectra in different shells, each of them related to $P(k, z)$ in a narrow redshift range. Recently, such a tomographic analysis was used by [69] for constraining neutrinos, using galaxies from the Canada-France-Hawaii-Telescope Legacy Survey (CFHTLS), split in three redshift bins covering the ranges $0.5 < z < 0.6$, $0.6 < z < 0.8$ and $0.8 < z < 1.0$ (this dataset will be denoted as Gal-CFHTLS).

7.2.2. Cluster Mass Function

Instead of probing directly the matter power spectrum $P(k, z)$ from the spatial distribution of objects, it is possible to constrain integrated quantities of the type $\int dk P(k)W(k)$, where $W(k)$ stands for a given window function. One such quantity is related to the histogram of cluster masses. If the mass of a significant number of galaxy clusters within a given redshift bin is known, this histogram gives an estimate of the so-called cluster mass function, $dn(M, z)/dM$, with dn being the number of clusters of redshift approximately equal to z , and with a mass in the range $[M, M + dM]$. This function is related to $\sigma^2(M, z)$, the variance of the density in spheres enclosing a mass M , itself derived from the convolution of the power spectrum $P(k, z)$ with an appropriate window function. In the next subsection we will refer to bounds derived from cluster abundances probed by X-ray observations from the ROSAT survey, presented by [70] (denoted later as Clus-ROSAT) and by optical observations from the MaxBCG catalogue, presented by [71] (denoted later as Clus-MaxBCG).

7.2.3. Galaxy Weak Lensing

The image of observed galaxies is distorted by gravitational lensing effects, caused by density fluctuations along the line of sight. One of these effects is called cosmic shear. It corresponds to the squeezing of an image in one direction in the sky and its stretching in the orthogonal direction. Because such distortions are coherent over the angular size of the lensing potential wells responsible for lensing, they tend to align slightly the apparent major axis of galaxies in

a given patch of the sky. Hence the average cosmic shear in a given direction can be estimated statistically by averaging over major axis orientations. The analysis of a catalogue of images leads to a map of the lensing potential, itself related to the matter power spectrum $P(k, z)$ through the Poisson equation. If the number of source galaxies is sufficient, it is possible to split the catalogue in several redshift bins and to obtain a three-dimensional reconstruction of the gravitational potential in our past-line cone and of $P(k, z)$ at various redshifts. Cosmic shear tomography is particularly useful for measuring neutrino masses, because it can probe the scale-dependent growth factor induced by neutrino masses over an extended range of redshifts. Current cosmic shear surveys already allow to put bounds on neutrino parameters: we will refer later to results from the CFHTLS presented by [72] and denoted as WL-CFHTLS.

7.2.4. Lyman Alpha Forests

The most luminous and distant compact objects that we can observe are quasars. Some of the photons emitted by quasars interact along the line-of-sight. In particular, a fraction of photons are absorbed at the Lyman alpha wavelength by hydrogen atoms located in the Interstellar Galactic Medium (IGM). The absorbed fraction in a given point of the photon trajectory is proportional to the local density of neutral hydrogen. Because photons are continuously redshifted, absorption in a given point is seen by the observer as a depletion of the spectrum at a given frequency. Hence, inside a limited range called the *Lyman alpha forest*, the frequency dependence of quasar spectra is a tracer of the spatial fluctuations of the hydrogen density along the line of sight. Lyman alpha forests in quasar spectra offer an opportunity to reconstruct the hydrogen density fluctuation along several line-of-sights in a given redshift range. After Fourier expanding each spectrum and averaging over many spectra, one gets an estimate of the so-called flux power spectrum $P_F(z, k)$ that can be related to the total matter power spectrum $P(k, z)$. Unfortunately, the flux power spectrum does not probe linear scales but mildly nonlinear scales. In order to relate $P_F(z, k)$ to $P(k)$, it is necessary to perform N-body simulations with a hydrodynamical treatment of baryons, accounting for the complicated thermodynamical evolution of the IGM (which depends on star formation). Also, a limitation of this technique comes from the fact that the emitted quasar spectra already have a nontrivial frequency dependence and that photons are affected by several other effects than Lyman alpha absorption along the line-of-sight. Nevertheless, a careful modeling of all relevant effects allows to obtain interesting constraints. The fact that Lyman alpha forests probe mildly nonlinear scales rather than strongly nonlinear ones is of course crucial for keeping systematic errors under control. Lyman alpha observations typically constrain the matter power spectrum in the wavenumber range $0.3 < k < 3h/\text{Mpc}$ and in the redshift range $2 < z < 5$. We mention below some neutrino mass bounds inferred from quasar spectra obtained by the SDSS and presented in [73], denoted as Ly- α -SDSS.

7.3. Large-Scale Structure Bounds

Using LSS observations in combination with CMB data offers an opportunity to observe (or to bound) the step-like suppression of the matter power spectrum in presence of neutrino masses, as explained in Section 6.3 and illustrated in Figure 7. The use of CMB data is crucial in order to constrain parameters like the baryon density, the primordial spectrum amplitude, the tilt, and a combination of ω_M and h . Without such constraints, there would be too much

Table 1: 95% CL upper bounds on the total neutrino mass M_ν in eV, for various combinations of CMB, homogeneous cosmology, and LSS data sets. The first seven lines refer to galaxy power spectrum measurements, the next two lines to cluster mass function measurements, the last line to a weak lensing survey. WMAP5 or 7 stands for WMAP 5 or 7-year data. H_0 refers to the direct measurement by the HST Key Project [64] and BAO to estimates of the scale of Baryon Acoustic Oscillations at various redshifts. Other acronyms refer to various Large-Scale Structure dataset referred in Section 7.2. In the last column, the cosmological constant was replaced by a Dark Energy component with arbitrary equation-of-state parameter w .

Cosmological data	Reference	$w = -1$	$w \neq -1$
WMAP7 + Gal-LRG + H_0	[17]	0.44	0.76
WMAP5 + Gal-MegaZ + BAO + SNIa	[67]	0.325	0.491
WMAP5 + Gal-MegaZ + BAO + SNIa + H_0	[67]	0.281	0.471
WMAP7 + Gal-WiggleZ	[68]	0.60	—
WMAP7 + Gal-WiggleZ + BAO + H_0	[68]	0.29	—
WMAP7 + Gal-CFHTLS	[69]	0.64 (0.44)	—
WMAP7 + Gal-CFHTLS + H_0	[69]	0.41 (0.29)	—
WMAP5 + BAO + SNIa + Clus-ROSAT	[70]	0.33	0.43
WMAP5 + H_0 + Clus-MaxBCG	[71]	0.40	0.47
WMAP5 + BAO + SNIa + WL-CFHTLS	[72]	0.53	—

freedom in the matter power spectrum fitted to LSS data for identifying a smooth step-like suppression.

We summarize in Table 1 the main constraints on M_ν , available at the time of writing, obtained from combinations of CMB plus homogeneous cosmology data, galaxy power spectrum data, and cluster abundance data. Current data set are far from reaching the sensitivity required to probe the mass splitting of the total mass $M_\nu = \sum_i m_{\nu_i}$ between different species. The constraints mentioned below have been derived in the case of three degenerate neutrinos with mass $m_\nu = M_\nu/3$, but they roughly apply to the total mass of any scenario. Also, the bounds shown in the first column of Table 1 have been obtained under the assumption of a minimal Λ CDM model with massive neutrinos, featuring seven free parameters. More conservative bounds are sometimes derived for basic extensions of this model, with one or two more parameters. The constraints do not change significantly when assuming, for instance, a primordial spectrum with a running of the tilt [$d \ln n_s / d \ln k$] or a significant contribution to the CMB of primordial gravitational waves [71]. Parameters known to be slightly degenerate with neutrino masses and leading to weaker bounds are w , the equation-of-state parameter of a Dark Energy component (substituting the cosmological constant), and N_{eff} , the effective number of neutrinos discussed in Section 3. The degeneracy with w , explained in [74], is illustrated by the last column in Table 1. We did not include in this table current limits from Lyman alpha forest data: this is a delicate matter for the reasons mentioned previously, and a careful modeling of all systematic effects leads to rather weak neutrino mass bounds. The conservative analysis of [73], based on Ly- α -SDSS, gives a bound $M_\nu < 0.9$ eV (95% CL) from Ly- α -SDSS data alone.

In conclusion, the combination of available data sets consistently indicates that the total neutrino mass is below 0.3 eV at the 95% CL (0.5 eV if we allow for Dark Energy with arbitrary w). This means that the “degenerate scenario” in which all neutrinos share roughly the same mass is almost excluded. The data is about to probe the region in which masses are different from each other and are ranked according to the NH or IH scenario. Other recent summaries of existing bounds have been recently presented in [6, 17, 50, 71, 75].

8. Future Sensitivities on Neutrino Masses from Cosmology

Future CMB observations will have increasing sensitivity to neutrino masses, not only thanks to smaller error bars on the temperature and polarization spectra. They will make it possible to probe the large-scale structure of the universe with a new technique: CMB lensing extraction. The weak lensing of the last scattering surface by nearby galaxy clusters induces specific non-Gaussian patterns in CMB maps that can be extracted using some nonlinear estimators. This method allows to measure the lensing potential up to $z \sim 3$ and to infer constraints on $P(k, z)$ at such high redshifts.

In the very close future, significant improvements on the neutrino mass bounds will be triggered by the Planck CMB satellite. The forecasts presented in [76] predict a neutrino mass sensitivity of $\sigma(M_\nu) \sim 0.1$ eV from Planck alone, using the lensing extraction technique of [77]. This would be twice better than without lensing extraction.

Several galaxy surveys with better sensitivity and larger volume are about to release data or have been planned over the next decades, including the Baryon Oscillation Spectroscopic Survey (<http://cosmology.lbl.gov/BOSS/>) (BOSS), the Dark Energy Survey (<http://www.darkenergysurvey.org/>) (DES), the Large Synoptic Survey Telescope (<http://www.lsst.org/>) (LSST), or the Euclid satellite (<http://sci.esa.int/euclid>). Also, in [78] it was pointed out that in the future accurate measurements could be inferred from cluster surveys. Because clusters are more luminous than galaxies, they can be mapped up to higher redshift. Concerning cosmic shear surveys, spectacular improvements are expected from Pan-STARRS (<http://pan-starrs.ifa.hawaii.edu/>) or the DES, LSST, and the Euclid surveys already mentioned above.

In a near future, the prediction of [79] is that the combination of Planck (with lensing extraction) with BAO scale information from BOSS could lower the error down to $\sigma(M_\nu) \sim 0.06$ eV. In addition, the authors of [80] find that adding Lyman alpha data from BOSS should lead to comparable sensitivities, and even better results might be expected from the addition of galaxy power spectrum data from the same survey.

With better tomographic data (for either galaxy clustering or cosmic shear), it will become possible to probe the scale dependence of the growth factor induced by neutrino masses (or in other words, the fact that the step-like suppression has an amplitude increasing with time) and to reach spectacular sensitivities. We present below the typical sensitivities expected for a collection of planned surveys (not all approved). These numbers should be taken with care because forecasts are based on an idealization of each experiment, as well as on several assumptions like the underlying cosmological model or even the fiducial value of the neutrino mass itself.

In [81] it was found that the measurement of the galaxy harmonic power spectrum in seven redshift bins by the DES should lead to a sensitivity of $\sigma(M_\nu) \sim 0.06$ eV when combined with Planck data (without lensing extraction). Similar bounds were derived in [82] for another combination of comparable experiments. This shows that at the horizon of 2014 or 2015, a total neutrino mass close to $M_\nu \simeq 0.1$ eV could be marginally detected at the $2\text{-}\sigma$ level by cosmological observations. Because this value coincides with the lowest possible total mass in the inverted hierarchy scenario, the latter could start to be marginally ruled out in case the data still prefers $M_\nu = 0$.

The sensitivity of cosmic shear data from a satellite experiment comparable to Euclid was calculated in [83], where it was found that it would shrink to $\sigma(M_\nu) \sim 0.03$ eV in combination with Planck data (without lensing extraction). The forecast of [84] based on galaxy clustering data also from Euclid (completed at small redshift by similar data from

BOSS) gives comparable numbers. Constraints based on the ground-based Large Synoptic Survey Telescope should be slightly weaker [85]. Hence, in the early 2020's, we expect that a combination of cosmological data sets could detect the total neutrino mass of the normal hierarchy scenario, $M_\nu \simeq 0.05$ eV, at the $2\text{-}\sigma$ level. If the total mass is instead close to $M_\nu \simeq 0.1$ eV, it will be detected at the $4\text{-}\sigma$ level. However, in that case, available experiments would not have enough sensitivity for making the difference between an inverted and normal hierarchy scenario with the same M_ν .

Even more progress could be provided by the promising technique of 21-cm surveys. Instead of mapping the distribution of hydrogen atoms through the absorption rate of photons traveling from quasars, it should be possible to observe directly the photons emitted by these atoms at a wavelength $\lambda \simeq 21$ cm from the transition from one hyperfine level to the other. While travelling towards the observer, these photons are redshifted, and seen with a wavelength indicating the position of the emitting atoms in redshift space. Recent theoretical progresses in this field show that using this technique, future dedicated experiments should be able to map hydrogen and hence baryonic fluctuations at very high redshift (typically $6 < z < 12$) and to probe the matter power spectrum deep inside the matter-dominated regime on linear scales [86]. This field is still in its infancy, and the forecasts presented so far have to be taken with care, due to the difficulty to make a realistic estimate of systematic errors in future data sets. A sensitivity of $\sigma(M_\nu) \sim 0.075$ eV for the combination of Planck with the Square Kilometer Array (SKA) project, or $\sigma(M_\nu) \sim 0.0075$ eV with the Fast Fourier Transform Telescope (FFTT), was found in [61]. However, the authors show that such impressive experiments would still fail in discriminating between the NH and IH scenario.

An eventual post-Planck CMB satellite or post-Euclid survey would also have a great potential. The forecast analysis in [87] shows that for a CMB satellite of next generation one could get $\sigma(M_\nu) \sim 0.03$ eV alone, thanks to a very precise reconstruction of the CMB lensing potential, while [78] discusses the potential of cluster surveys. Finally, the authors of [60] show how far the characteristics of an hypothetical galaxy or cosmic shear survey should be pushed in order to discriminate between two allowed NH and IH scenarios with the same total mass.

9. Conclusions

Neutrinos, despite the weakness of their interactions and their small masses, can play an important role in cosmology that we have reviewed in this contribution. In addition, cosmological data can be used to constrain neutrino properties, providing information on these elusive particles that complements the efforts of laboratory experiments. In particular, the data on cosmological observables have been used to bound the radiation content of the Universe via the effective number of neutrinos, including a potential extra contribution from other relativistic particles.

But probably the most important contribution of Cosmology to our knowledge of neutrino properties is the information it can provide on the absolute scale of neutrino masses. We have seen that the analysis of cosmological data can lead to either a bound or a measurement of the sum of neutrino masses, an important result complementary to terrestrial experiments such as tritium-beta decay and neutrinoless double-beta decay experiments. In the next future, thanks to the data from new cosmological experiments we could even hope to test the minimal values of neutrino masses guaranteed by the present evidences for flavour

neutrino oscillations. For this and many other reasons, we expect that neutrino cosmology will remain an active research field in the next years.

Acknowledgments

S. Pastor was supported by the Spanish Grants FPA2011-22975, Multidark Consolider CSD2009-00064 (MINECO), and PROMETEO/2009/091 (Generalitat Valenciana), as well as by the EC Contract UNILHC PITN-GA-2009-237920. He thanks the Galileo Galilei Institute for Theoretical Physics for the hospitality and the INFN for partial support during the completion of this work.




References

- [1] A. D. Dolgov, "Neutrinos in cosmology," *Physics Reports*, vol. 370, no. 4-5, pp. 333–535, 2002.
- [2] J. Lesgourgues, G. Mangano, G. Miele, and S. Pastor, *Neutrino Cosmology*, Cambridge University Press, Cambridge, UK, 2013.
- [3] G. Steigman, "Neutrinos and big bang nucleosynthesis," *Advances in High Energy Physics*. In press.
- [4] E. Nardi, A. Riotto, and C. S. Fong, *Leptogenesis in the Universe*, Contribution to this Special issue.
- [5] S. Hannestad, "Primordial neutrinos," *Annual Review of Nuclear and Particle Science*, vol. 56, pp. 137–161, 2006.
- [6] S. Hannestad, "Neutrino physics from precision cosmology," *Progress in Particle and Nuclear Physics*, vol. 65, no. 2, pp. 185–208, 2010.
- [7] Y. Y. Y. Wong, "Neutrino mass in cosmology: status and prospects," *Annual Review of Nuclear and Particle Science*, vol. 61, pp. 69–98, 2011.
- [8] J. Lesgourgues and S. Pastor, "Massive neutrinos and cosmology," *Physics Reports*, vol. 429, no. 6, pp. 307–379, 2006.
- [9] M. Kamionkowski and A. Kosowsky, "The cosmic microwave background and particle physics," *Annual Review of Nuclear and Particle Science*, vol. 49, no. 1, pp. 77–123, 1999.
- [10] E. W. Kolb and M. S. Turner, *The Early Universe*, Addison-Wesley, Reading, Mass, USA, 1990.
- [11] S. Dodelson, *Modern Cosmology*, Academic Press, New York, NY, USA, 2003.
- [12] G. Mangano, G. Miele, S. Pastor, T. Pinto, O. Pisanti, and P. D. Serpico, "Relic neutrino decoupling including flavour oscillations," *Nuclear Physics B*, vol. 729, no. 1-2, pp. 221–234, 2005.
- [13] F. Iocco, G. Mangano, G. Miele, O. Pisanti, and P. D. Serpico, "Primordial nucleosynthesis: from precision cosmology to fundamental physics," *Physics Reports*, vol. 472, no. 1–6, pp. 1–76, 2009.
- [14] Particle Data Group Collaboration, "Review of particle physics," *Journal of Physics G*, vol. 37, no. 7, Article ID 075021, 2010.
- [15] S. Sarkar, "Big bang nucleosynthesis and physics beyond the standard model," *Reports on Progress in Physics*, vol. 59, no. 12, pp. 1493–1609, 1996.
- [16] G. Mangano and P. D. Serpico, "A robust upper limit on N_{eff} from BBN, circa 2011," *Physics Letters B*, vol. 701, no. 3, pp. 296–299, 2011.
- [17] E. Komatsu, K. M. Smith, J. Dunkley et al., "Seven-year Wilkinson Microwave Anisotropy Probe (WMAP) observations: cosmological interpretation," *Astrophysical Journal*, vol. 192, supplement 2, p. 18, 2011.
- [18] J. Dunkley, R. Hlozek, J. Sievers et al., "The Atacama Cosmology Telescope: cosmological parameters from the 2008 power spectra," *The Astrophysical Journal*, vol. 739, no. 1, p. 52, 2011.
- [19] R. Keisler, C. L. Reichard, K. A. Aird et al., "A measurement of the damping tail of the cosmic microwave background power spectrum with the South Pole telescope," *The Astrophysical Journal*, vol. 743, no. 1, p. 28, 2011.
- [20] J. Hamann, "Evidence for extra radiation? Profile likelihood versus Bayesian posterior," *Journal of Cosmology and Astroparticle Physics*, vol. 1203, p. 021, 2012.
- [21] G. L. Fogli, E. Lisi, A. Marrone, and A. Palazzo, "Global analysis of three-flavor neutrino masses and mixings," *Progress in Particle and Nuclear Physics*, vol. 57, no. 2, pp. 742–795, 2006.
- [22] M. C. González-García and M. Maltoni, "Phenomenology with massive neutrinos," *Physics Reports*, vol. 460, no. 1–3, pp. 1–129, 2008.

- [23] T. Schwetz, M. Tórtola, and J. W. F. Valle, "Global neutrino data and recent reactor fluxes: the status of three-flavour oscillation parameters," *New Journal of Physics*, vol. 13, Article ID 063004, 2011.
- [24] H.-S. Kang and G. Steigman, "Cosmological constraints on neutrino degeneracy," *Nuclear Physics B*, vol. 372, no. 1-2, pp. 494–520, 1992.
- [25] S. H. Hansen, G. Mangano, A. Melchiorri, G. Miele, and O. Pisanti, "Constraining neutrino physics with BBN and CMBR," *Physical Review D*, vol. 65, p. 023511, 2002.
- [26] A. D. Dolgov, S. H. Hansen, S. Pastor, S. T. Petcov, G. G. Raffelt, and D. V. Semikoz, "Cosmological bounds on neutrino degeneracy improved by flavor oscillations," *Nuclear Physics B*, vol. 632, no. 1–3, pp. 363–382, 2002.
- [27] Y. Y. Y. Wong, "Analytical treatment of neutrino asymmetry equilibration from flavor oscillations in the early universe," *Physical Review D*, vol. 66, no. 2, Article ID 025015, 2002.
- [28] K. N. Abazajian, J. F. Beacom, and N. F. Bell, "Stringent constraints on cosmological neutrino-antineutrino asymmetries from synchronized flavor transformation," *Physical Review D*, vol. 66, no. 1, Article ID 013008, 2002.
- [29] P. D. Serpico and G. G. Raffelt, "Lepton asymmetry and primordial nucleosynthesis in the era of precision cosmology," *Physical Review D*, vol. 71, no. 12, Article ID 127301, 2005.
- [30] S. Pastor, T. Pinto, and G. G. Raffelt, "Relic density of neutrinos with primordial asymmetries," *Physical Review Letters*, vol. 102, no. 24, Article ID 241302, 2009.
- [31] G. Mangano, G. Miele, S. Pastor, O. Pisanti, and S. Sarikas, "Constraining the cosmic radiation density due to lepton number with Big Bang Nucleosynthesis," *Journal of Cosmology and Astroparticle Physics*, vol. 1103, no. 3, Article ID 035, 2011.
- [32] G. Mangano, G. Miele, S. Pastor, O. Pisanti, and S. Sarikas, "Updated BBN bounds on the cosmological lepton asymmetry for non-zero θ_{13} ," *Physics Letters B*, vol. 708, no. 1-2, pp. 1–5, 2012.
- [33] E. Castorina, U. Franca, M. Lattanzi et al., "Cosmological lepton asymmetry with a nonzero mixing angle 13° ," *Physical Review D*, vol. 86, no. 2, Article ID 023517, 11 pages, 2012.
- [34] K. N. Abazajian, M. A. Acero, S. K. Agarwalla et al., "Light sterile neutrinos: a white paper," In press, <http://arxiv.org/abs/1204.5379>.
- [35] D. Kirilova and M. Panayotova, "Relaxed big bang nucleosynthesis constraints on neutrino oscillation parameters," *Journal of Cosmology and Astroparticle Physics*, no. 12, Article ID 014, 2006.
- [36] R. Barbieri and A. Dolgov, "Bounds on sterile neutrinos from nucleosynthesis," *Physics Letters B*, vol. 237, no. 3-4, pp. 440–445, 1990.
- [37] S. Hannestad, I. Tamborra, and T. Tram, "Thermalisation of light sterile neutrinos in the early universe," *Journal of Cosmology and Astroparticle Physics*, vol. 1207, p. 025, 2012.
- [38] A. D. Dolgov and F. L. Villante, "BBN bounds on active-sterile neutrino mixing," *Nuclear Physics B*, vol. 679, no. 1-2, pp. 261–298, 2004.
- [39] M. Cirelli, G. Marandella, A. Strumia, and F. Vissani, "Probing oscillations into sterile neutrinos with cosmology, astrophysics and experiments," *Nuclear Physics B*, vol. 708, no. 1–3, pp. 215–267, 2005.
- [40] A. Mirizzi, N. Saviano, G. Miele, and P. D. Serpico, "Light sterile neutrino production in the early universe with dynamical neutrino asymmetries," *Physical Review D*, vol. 86, no. 5, Article ID 053009, 2012.
- [41] C. Giunti and M. Laveder, "Implications of 3+1 short-baseline neutrino oscillations," *Physics Letters B*, vol. 706, no. 2-3, pp. 200–207, 2011.
- [42] R. Foot and R. R. Volkas, "Reconciling sterile neutrinos with big bang nucleosynthesis," *Physical Review Letters*, vol. 75, no. 24, pp. 4350–4353, 1995.
- [43] C. T. Kishimoto and G. M. Fuller, "Lepton-number-driven sterile neutrino production in the early universe," *Physical Review D*, vol. 78, no. 2, Article ID 023524, 2008.
- [44] D. V. Forero, M. A. Tortola, and J. W. F. Valle, "Global status of neutrino oscillation parameters after Neutrino-2012," *Physical Review D*, vol. 86, no. 7, Article ID 073012, 2012.
- [45] G. L. Fogli, E. Lisi, A. Marrone, D. Montanino, and A. M. Palazzo, "Global analysis of neutrino masses, mixings and phases: entering the era of leptonic CP violation searches," *Physical Review D*, vol. 86, no. 1, Article ID 013012, 2012.
- [46] M. C. González-García, M. Maltoni, J. Salvado, and T. Schwetz, "Global fit to three neutrino mixing: critical look at present precision," In press, <http://arxiv.org/abs/1209.3023>.
- [47] A. Giuliani and A. Poves, "Neutrinoless double beta decay," *Advances in High Energy Physics*. In press.
- [48] G. Drexlin, V. Hannen, S. Mertens, and C. Weinheimer, "Current direct neutrino mass measurements," *Advances in High Energy Physics*. In press.

- [49] G. L. Fogli, E. Lisi, A. Marrone et al., "Observables sensitive to absolute neutrino masses. II," *Physical Review D*, vol. 78, no. 3, Article ID 033010, 2008.
- [50] M. C. González-García, M. Maltoni, and J. Salvado, "Robust cosmological bounds on neutrinos and their combination with oscillation results," *Journal of High Energy Physics*, vol. 1008, p. 117, 2010.
- [51] J. R. Primack, "Whatever happened to hot dark matter?" *SLAC Beam Line*, vol. 31N3, pp. 50–57, 2001.
- [52] A. Boyarsky, O. Ruchayskiy, and M. Shaposhnikov, "The role of sterile neutinos in cosmology and astrophysics," *Annual Review of Nuclear and Particle Science*, vol. 59, pp. 191–214, 2009.
- [53] W. Hu, D. J. Eisenstein, and M. Tegmark, "Weighing neutrinos with galaxy surveys," *Physical Review Letters*, vol. 80, no. 24, pp. 5255–5258, 1998.
- [54] A. Lewis, A. Challinor, and A. Lasenby, "Efficient computation of CMB anisotropies in closed FRW models," *The Astrophysical Journal*, vol. 538, no. 2, p. 473, 2000.
- [55] J. Lesgourgues and T. Tram, "The cosmic linear anisotropy solving system (CLASS) IV: efficient implementation of non-cold relics," *Journal of Cosmology and Astroparticle Physics*, vol. 1109, Article ID 032, 2011.
- [56] J. Brandbyge and S. Hannestad, "Resolving cosmic neutrino structure: a hybrid neutrino N-body scheme," *Journal of Cosmology and Astroparticle Physics*, vol. 1001, no. 1, Article ID 021, 2010.
- [57] S. Bird, M. Viel, and M. G. Haehnelt, "Massive neutrinos and the non-linear matter power spectrum," *Monthly Notices of the Royal Astronomical Society*, vol. 420, no. 3, Article ID 2551, 2012.
- [58] C. Wagner, L. Verde, and R. Jimenez, "Effects of the neutrino mass splitting on the non-linear matter power spectrum," *The Astrophysical Journal Letters*, vol. 752, no. 2, p. L31, 2012.
- [59] J. Lesgourgues, S. Pastor, and L. Perotto, "Probing neutrino masses with future galaxy redshift surveys," *Physical Review D*, vol. 70, no. 4, Article ID 045016, 2004.
- [60] R. Jimenez, T. Kitching, C. Peña-Garay, and L. Verde, "Can we measure the neutrino mass hierarchy in the sky?" *Journal of Cosmology and Astroparticle Physics*, vol. 1005, no. 5, Article ID 035, 2010.
- [61] J. R. Pritchard and E. Pierpaoli, "Constraining massive neutrinos using cosmological 21 cm observations," *Physical Review D*, vol. 78, no. 6, Article ID 065009, 2008.
- [62] S. Dodelson, E. Gates, and A. Stebbins, "Cold + hot dark matter and the cosmic microwave background scott dodelson," *Astrophysical Journal Letters*, vol. 467, no. 1, pp. 10–18, 1996.
- [63] K. Ichikawa, M. Fukugita, and M. Kawasaki, "Constraining neutrino masses by CMB experiments alone," *Physical Review D*, vol. 71, no. 4, Article ID 043001, 2005.
- [64] W. L. Freedman, B. F. Madore, B. K. Gibson et al., "Final results from the Hubble Space Telescope key project to measure the Hubble constant," *Astrophysical Journal Letters*, vol. 553, no. 1, pp. 47–72, 2001.
- [65] M. Moresco, "New constraints on cosmological parameters and neutrino properties using the expansion rate of the Universe to $z \sim 1.75$," *Journal of Cosmology and Astroparticle Physics*, vol. 1207, Article ID 053, 2012.
- [66] B. A. Reid, J. N. Chengalur, A. Begum, and I. D. Karachentsev, "Cosmological constraints from the clustering of the Sloan digital sky survey DR7 luminous red galaxies," *Monthly Notices of the Royal Astronomical Society*, vol. 404, no. 1, pp. 60–63, 2010.
- [67] S. A. Thomas, F. B. Abdalla, and O. Lahav, "Upper bound of 0.28 eV on neutrino masses from the largest photometric redshift survey," *Physical Review Letters*, vol. 105, no. 3, Article ID 031301, 2010.
- [68] S. Riemer-Sørensen, C. Blake, D. Parkinson et al., "WiggleZ Dark energy survey: cosmological neutrino mass constraint from blue high-redshift galaxies," *Physical Review D*, vol. 85, no. 8, Article ID 081101, 2012.
- [69] J.-Q. Xia, B. R. Granett, M. Viel et al., "Constraints on massive neutrinos from the CFHTLS angular power spectrum," *Journal of Cosmology and Astroparticle Physics*, vol. 1206, Article ID 010, 2012.
- [70] A. Mantz, S. W. Allen, D. Rapetti, and H. Ebeling, "The observed growth of massive galaxy clusters-I. Statistical methods and cosmological constraints," *Monthly Notices of the Royal Astronomical Society*, vol. 406, no. 3, pp. 1759–1772, 2010.
- [71] B. A. Reid, L. Verde, R. Jimenez, and O. Mena, "Robust neutrino constraints by combining low redshift observations with the CMB," *Journal of Cosmology and Astroparticle Physics*, vol. 1001, no. 1, Article ID 003, 2010.
- [72] I. Tereno, C. Schmid, J. P. Uzan, M. Kilbinger, F. H. Vincent, and L. Fu, "CFHTLS weak-lensing constraints on the neutrino masses," *Astronomy and Astrophysics*, vol. 500, no. 2, pp. 657–665, 2009.
- [73] M. Viel, M. G. Haehnelt, and V. Springel, "The effect of neutrinos on the matter distribution as probed by the intergalactic medium," *Journal of Cosmology and Astroparticle Physics*, vol. 2010, no. 6, Article ID 015, 2010.

- [74] S. Hannestad, "Neutrino masses and the dark energy equation of state:Relaxing the cosmological neutrino mass bound," *Physical Review Letters*, vol. 95, no. 22, Article ID 221301, 2005.
- [75] K. N. Abazajian, E. Calabrese, A. Cooray et al., "Cosmological and astrophysical neutrino mass measurements," *Astroparticle Physics*, vol. 35, no. 4, pp. 177–184, 2011.
- [76] L. Perotto, J. Lesgourgues, S. Hannestad, H. Tu, and Y. Y. Y. Wong, "Probing cosmological parameters with the CMB: forecasts from Monte Carlo simulations," *Journal of Cosmology and Astroparticle Physics*, vol. 0610, no. 10, Article ID 013, 2006.
- [77] T. Okamoto and W. Hu, "CMB lensing reconstruction on the full sky," *Physical Review D*, vol. 67, Article ID 083002, 2003.
- [78] S. Wang, Z. Haiman, W. Hu, J. Khoury, and M. May, "Weighing neutrinos with galaxy cluster surveys," *Physical Review Letters*, vol. 95, no. 1, Article ID 011302, 2005.
- [79] T. Sekiguchi, K. Ichikawa, T. Takahashi, and L. Greenhill, "Neutrino mass from cosmology: impact of high-accuracy measurement of the Hubble constant," *Journal of Cosmology and Astroparticle Physics*, vol. 1003, no. 3, Article ID 015, 2010.
- [80] S. Gratton, A. Lewis, and G. Efstathiou, "Prospects for constraining neutrino mass using Planck and Lyman- α forest data," *Physical Review D*, vol. 77, no. 8, Article ID 083507, 2008.
- [81] O. Lahav, A. Kiakotou, F. B. Abdalla, and C. Blake, "Forecasting neutrino masses from galaxy clustering in the Dark Energy Survey combined with the Planck measurements," *Monthly Notices of the Royal Astronomical Society*, vol. 405, no. 1, pp. 168–176, 2010.
- [82] T. Namikawa, S. Saito, and A. Taruya, "Probing dark energy and neutrino mass from upcoming lensing experiments of CMB and galaxies," *Journal of Cosmology and Astroparticle Physics*, vol. 1012, no. 12, Article ID 027, 2010.
- [83] T. D. Kitching, A. F. Heavens, L. Verde, P. Serra, and A. Melchiorri, "Finding evidence for massive neutrinos using 3D weak lensing," *Physical Review D*, vol. 77, no. 10, Article ID 103008, 2008.
- [84] C. Carbone, L. Verde, Y. Wang, and A. Cimatti, "Neutrino constraints from future nearly all-sky spectroscopic galaxy surveys," *Journal of Cosmology and Astroparticle Physics*, vol. 1103, no. 3, Article ID 030, 2011.
- [85] S. Hannestad, H. Tu, and Y. Y. Y. Wong, "Measuring neutrino masses and dark energy with weak lensing tomography," *Journal of Cosmology and Astroparticle Physics*, no. 6, Article ID 025, 2006.
- [86] J. R. Pritchard and A. Loeb, "21 cm cosmology," *Reports on Progress in Physics*, vol. 75, Article ID 086901, 2012.
- [87] J. Lesgourgues, L. Perotto, S. Pastor, and M. Piat, "Probing neutrino masses with CMB lensing extraction," *Physical Review D*, vol. 73, no. 4, Article ID 045021, 2006.



Hindawi

Submit your manuscripts at
<http://www.hindawi.com>

