

Open Mathematics

Research Article

Mario A. Sandoval-Hernandez*, Hector Vazquez-Leal, Uriel Filobello-Nino, and Luis Hernandez-Martinez

New handy and accurate approximation for the Gaussian integrals with applications to science and engineering

<https://doi.org/10.1515/math-2019-0131>

Received September 4, 2018; accepted August 15, 2019

Abstract: In this work, we propose to approximate the Gaussian integral, the error function and the cumulative distribution function by using the power series extender method (PSEM). The approximations proposed in this paper present a high accuracy for the complete domain $[-\infty, \infty]$. Furthermore, the approximations are handy and easy computable, avoiding the application of special numerical algorithms. In order to show its high accuracy, three case studies are presented with applications to science and engineering.

Keywords: approximative solutions, Gaussian distribution integral, error function, cumulative distribution function, power extender series method

MSC: 33F05, 41A60

1 Introduction

Gaussian functions are considered among the most important special functions for science and engineering because they have a broad scope of application. Error function has applications in: chemical engineering, transfer phenomena [1], Newtonian fluids analysis to express analytical solutions of differential equations that model the flow near a wall suddenly set in motion and unsteady heat conduction in solids, microelectronics, digital and analogue signal processing, noise analysis for the transmission and communication signal protocols such as Phase Shift Keying (PSK) modulation [2–5], among others.

Another Gaussian function is the normal distribution that has applications in the field of statistics and probability. This function allows to model several phenomena such as biological [6–9], social [10, 11], psychological [12, 13], financial [14–16], in science and engineering [3–5, 17–21], among others.

Gaussian integrals can not be solved analytically employing traditional methods [22, 23]. However, there are some proposed methodologies in literature that allow to construct approximations. Therefore, in [24]

***Corresponding Author: Mario A. Sandoval-Hernandez:** National Institute for Astrophysics, Optics and Electronics, Luis Enrique Erro No. 1, Sta. María Tonantzintla, 72840, Puebla, México; Universidad de Xalapa, Carretera Xalapa-Veracruz Km 2 No. 341, 91190, Xalapa, Veracruz, México; E-mail: m.sandoval@inaoep.mx

Hector Vazquez-Leal: Facultad de Instrumentación Electrónica, Universidad Veracruzana, Cto. Gonzalo Aguirre Beltrán S/N, 91000, Xalapa, Veracruz, México; Consejo Veracruzano de Investigación Científica y Desarrollo Tecnológico (COVEICYDET), Av Rafael Murillo Vidal No. 1735, Cuauhtemoc, 91069, Xalapa, Veracruz, México

Uriel Filobello-Nino: Facultad de Instrumentación Electrónica, Universidad Veracruzana, Cto. Gonzalo Aguirre Beltrán S/N, 91000, Xalapa, Veracruz, México

Luis Hernandez-Martinez: National Institute for Astrophysics, Optics and Electronics, Luis Enrique Erro No. 1, Sta. María Tonantzintla, 72840, Puebla, México

are presented some approximative methods that are employed to evaluate Gaussian functions, such as Power Series Expansions, Rational Approximations, Continued Fraction Expansions, Approximation by Burr Distributions, Taylor series, among others. However, in order to obtain a good approximation such methods require to calculate higher order extra terms using an iterative procedure. This characteristics is a draw-back because the process is too cumbersome to be implemented by hand. Instead such approximative methods are programmed using specific languages such as Fortran, C++, among others. Another alternative to evaluate such integrals is by means of numerical integration, like Simpson's or trapezoidal rules [25].

There exist other proposals to approximate Gaussian functions. For instance, in [24] a normal distribution integral analytical approximation is reported employing hyperbolic tangent function. Additionally, [26, 27] presents approximations related to error function expressed in terms of hyperbolic tangent and arctangent functions, while normal distribution integral was approximated with exponential and inverse tangent functions.

We propose to applicate the novel power series extender method (PSEM) [28–30] for the approximation of the three gaussian integrals, because PSEM exhibits a large domain of convergence and it does not requires a perturbation parameter [31, 32] or to calculate integrals [33–35] or the solution differential equations [36–38], as other aproximative methods.

In this work will assume that exact solution for Gauss functions are numerically solved employing Maple 15 and GNU Octave; in addition, one of the metrics that we will use to determine the precision of the proposed approximations will be estimated calculating the root-mean-squared (RMS) error, defined for our application as

$$E_{\text{rms}} = \sqrt{\frac{1}{b-a} \int_a^b (E(t))^2 dt}, \quad (1)$$

where a and b are integration limits, $E(t)$ is the relative error. The process of integration will be performed numerically utilizing Simpson's rule $\frac{3}{8}$ [39].

The organization of this article is as follows: Section 2 presents an introduction to Gauss integrals. Next, in Section 3 Power Series Extender Method is explained. Later, in Section 4 Gauss integrals approximations employing PSEM are presented. Three interesting applications to science and engineering are presented in Section 5. Discussion on the results for the approximations obtaining employing Gaussian integrals is presented in Section 6. Finally Section 7 shows the conclusions about this work.

2 A basic introduction to Gaussian integrals

This section presents some basis for the Gaussian distribution integral, the error function and the Cumulative distribution function (CDF).

2.1 The Gaussian distribution integral

The Gaussian integral, known as the Euler-Poisson integral, is Gaussian function $\exp(-\pi t^2)$, which can not be analytically integrated [22, 23]

$$f(x) = \int_0^x \exp(-\pi t^2) dt. \quad (2)$$

The Gaussian distribution integral can be applied in: quantum mechanics to find the probability density for the fundamental state on the harmonic oscillator, the path integral formulation and the propagator for the harmonic oscillator. Figure 1 shows the well known Gaussian integral curve.

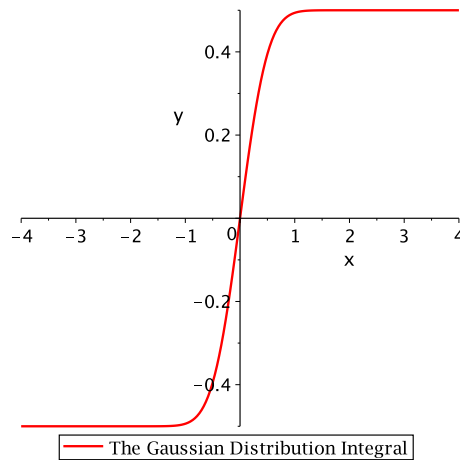


Figure 1: Gaussian integral (2).

2.2 Error function

Error function is classified as a special function and it is applied in the field of probabilistic, statistics, partial differential equations solutions, robotics, among others. Error function is defined as

$$\text{erf}(x) = \frac{2}{\sqrt{\pi}} \int_0^x \exp(-t^2) dt, \quad (3)$$

while complementary error function, $\text{erfc}(x)$, is defined from error function as

$$\text{erfc}(x) = 1 - \text{erf}(x). \quad (4)$$

Figure 2 presents the behaviour of (3).

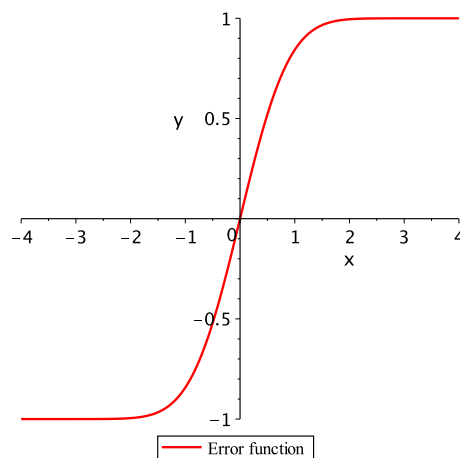


Figure 2: Error function (3).

2.3 Cumulative distribution function

Normal distribution, also known as Gauss-Laplace distribution, is usually employed in statistics since aleatory processes tend to have similar behavior as this distribution. Several areas of knowledge present continuous aleatory variables that have a normal density distribution and their behavior exhibits a bell shape. It is noteworthy to mention the importance of normal distribution because many natural phenomena variables follow this model. In this tenor, in statistics, central limit theorem shows that under certain conditions (independent and identically distributed with finite variance), the sum of a large number of aleatory variables is approximately distributed as a normal function [3, 6, 7, 16, 21]. Normal probability density function is

$$p(x) = \frac{1}{\sqrt{2\pi}\sigma} \exp\left(-\frac{(x-\mu)^2}{2\sigma^2}\right), \quad (5)$$

where μ is the mean, σ the standard deviation and σ^2 the variance. Figure 3, shows that the graph is divided in function of standard deviation. For instance, $-\sigma \leq x \leq \sigma$ interval has 66.36% of the area, which, in statistics is equal to have 66.36% of the data under study. In a similar fashion, $-2\sigma \leq x \leq 2\sigma$ encloses 95.45% of the information and $-3\sigma \leq x \leq 3\sigma$ 99.73%. The probability is obtained by integrating from $-\infty$ to x , which represents the area under the curve (see Figure 3). Thus, CDF is

$$P(x) = \frac{1}{\sqrt{2\pi}\sigma} \int_{-\infty}^x \exp\left(-\frac{(x-\mu)^2}{2\sigma^2}\right). \quad (6)$$

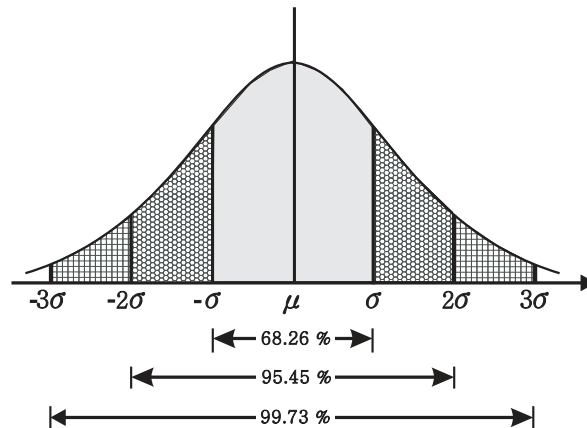


Figure 3: Normal density function representation.

Cumulative distribution function (CDF) is presented in Figure 4 for a particular case of σ and μ .

3 Basic concept of PSEM method

In broad sense a nonlinear differential equation can be expressed as

$$L(u) + N(u) - f(x) = 0, \quad x \in \Omega, \quad (7)$$

having as boundary condition

$$B\left(u, \frac{\partial u}{\partial \eta}\right) = 0, \quad x \in \Gamma, \quad (8)$$

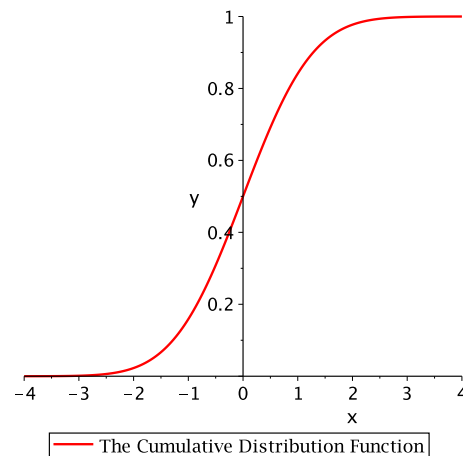


Figure 4: CDF normal (6), with $\sigma = 1$ and $\mu = 0$.

where L and N are a linear operator and a nonlinear operator respectively; $f(x)$, is a known analytic function; B , is a boundary operator; Γ , is the boundary of domain Ω ; $\frac{\partial u}{\partial \eta}$ denotes differentiation along the normal drawn outwards from Ω [40]. Next, we express the solution of (7) as a power series

$$u = \sum_{k=0}^{\infty} v_k x^k, \quad (9)$$

where v_k ($k = 0, 1, 2, \dots$) are the coefficients of the power series.

It is important to notice that (9) can be obtained by some approximative method from literature HPM [36–38], VIM [34], TSM [41, 42], Taylor series, among others. Now, [29, 43] proposed that the solution for (7) can be written as a finite sum of functions in the general form

$$u = u_0 + \sum_{i=0}^n f_i(x, u_i), \quad (10)$$

or

$$u = \frac{u_0 + \sum_{i=0}^n f_i(x, u_i)}{1 + \sum_{j=n+1}^{2n} f_j(x, u_j)}, \quad (11)$$

where u_i are constants to be determined by PSEM, $f_i(x, u_i)$ are arbitrary functions, and n and $2n$ are the orders of approximations (10) and (11), respectively. We will denominate (10) and (11) as a trial function (TF).

Next, we calculate the Taylor series of (10) or (11), resulting in the power series:

$$u = u_0 + \sum_{i=0}^n P_{i,0} + \sum_{i=0}^n \sum_{k=1}^{\infty} P_{i,k} x^k, \quad (12)$$

$$u = u_0 + \sum_{i=0}^n P_{i,0} + \sum_{i=0}^{2n} \sum_{k=1}^{\infty} P_{i,k} x^k, \quad (13)$$

respectively, where Taylor coefficients P_k are expressed in terms of parameters u_i .

Finally, we equate/match the coefficients of power series (12), (13) with (9) to obtain the values of u_i and substitute them into (10) or (11) to obtain the PSEM approximation. The proposed arbitrary functions can be functions, quotients of polynomials, transcendental functions, composite, products of transcendental functions, among others [29]. It is important to notice that PSEM convergence greatly depends on the proper selection of the trial function. Then, it is necessary that the proposed TF can potentially describe the qualitative behavior of the solution of the nonlinear problem.

4 Approximation for the Gaussian integrals

This section presents approximation for the Gaussian integrals.

4.1 Approximation for the Gaussian distribution integral

Taylor series for the Gaussian Distribution Integral is

$$f(x) = x - \frac{1}{3}\pi x^3 + \frac{1}{10}\pi^2 x^5 - \frac{1}{42}\pi^3 x^7 + \frac{1}{216}\pi^4 x^9 - \dots \quad (14)$$

We propose as TF to approximate the Gaussian Distribution Integral the following modified logistic function

$$\tilde{f}_1(x) = \frac{1}{1 + \exp(-c_5 x^9 - c_4 x^7 - c_3 x^5 - c_2 x^3 - c_1 x)} - \frac{1}{2}. \quad (15)$$

Next, we obtain the Taylor series of (15), resulting

$$\begin{aligned} f(x) = 0 + \frac{1}{4}c_1 x + \left(\frac{1}{4}c_2 - \frac{1}{48}c_1^3\right)x^3 + \left(\frac{1}{4}c_3 + \frac{1}{8}c_1^2 c_2 + \frac{1}{480}c_1^5 - \frac{1}{8}\left(c_1 c_2 + \frac{1}{24}c_1^4\right)c_1\right. \\ \left. + \frac{1}{4}\left(-\frac{1}{4}c_2 + \frac{1}{48}c_1^3\right)c_1^2\right)x^5 + \dots \end{aligned} \quad (16)$$

Equating coefficients from the respective x -powers of (14) and (16), the next nonlinear equation system results

$$\begin{aligned} x : \quad & \frac{1}{4}c_1 = 1 \\ x^3 : \quad & \frac{1}{4}c_2 - \frac{1}{48}c_1^3 = -\frac{1}{3}\pi \\ x^5 : \quad & \frac{1}{4}c_3 + \frac{1}{8}c_1^2 c_2 + \frac{1}{480}c_1^5 - \frac{1}{8}\left(c_1 c_2 + \frac{1}{24}c_1^4\right)c_1 + \frac{1}{4}\left(-\frac{1}{4}c_2 + \frac{1}{48}c_1^3\right)c_1^2 = \frac{1}{10}\pi^2 \\ x^7 : \quad & \dots = -\frac{1}{42}\pi^3 \\ x^9 : \quad & \dots = \frac{1}{216}\pi^4 \end{aligned} \quad (17)$$

Solving the system (17) and substituting the values of c_1 , c_2 , c_3 , c_4 y c_5 in (15), results

$$\tilde{f}_1(x) = \frac{1}{1 + \exp(\psi(x))} - \frac{1}{2}, \quad -\infty < x < \infty, \quad (18)$$

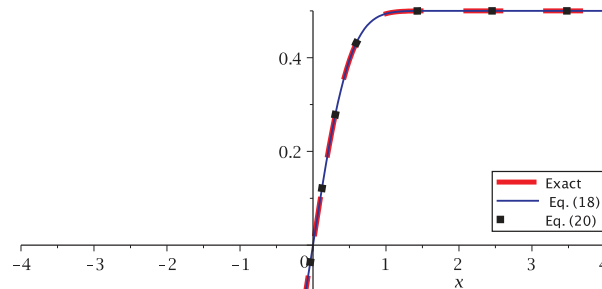
where $\psi(x)$ is the argument given by

$$\begin{aligned} \psi(x) = -\left(\frac{1}{54}\pi^4 - \frac{4664}{2835}\pi^3 + \frac{928}{45}\pi^2 - \frac{256}{3}\pi + \frac{1024}{9}\right)x^9 \\ -\left(-\frac{2}{21}\pi^3 + \frac{152}{45}\pi^2 - \frac{64}{3}\pi + \frac{256}{7}\right)x^7 \\ -\left(\frac{2}{5}\pi^2 - \frac{16}{3}\pi + \frac{64}{5}\right)x^5 \\ -\left(-\frac{4}{3}\pi + \frac{16}{3}\right)x^3 - 4x. \end{aligned} \quad (19)$$

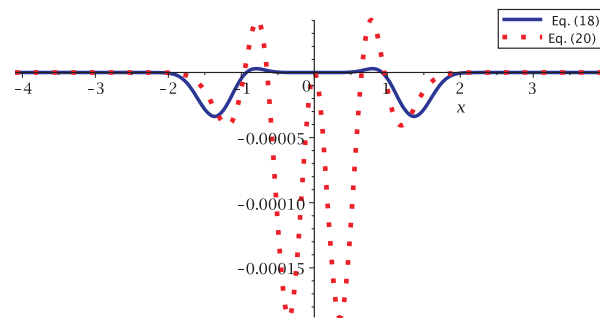
In the literature, there are other expressions that allow to approximately calculate Gaussian function integrals. In [44] was proposed the following approximation

$$\tilde{f}_2(x) = \frac{1}{2} \tanh \left(\frac{39x}{2} - \frac{111}{2} \arctan \left(\frac{35x}{111} \right) \right), \quad -\infty < x < \infty. \quad (20)$$

On one hand, Figure 5a shows a comparison among the exact solution and approximations (18) and (20). On the other hand, Figure 5b presents a comparison of relative error for both approximations resulting a notable lowest error for our proposal. In fact, RMS error of (18) for the interval $[0, 3]$ is 1.208×10^{-5} , while (20) shows a value of 1.742×10^{-4} ; therefore, its error of our proposal is 14.42691943 times lower.



(a) Gaussian distribution integral and approximations.



(b) Relative error.

Figure 5: Gaussian distribution integral approximations and relative error.

4.2 Approximation for error function

Taylor series for error function is

$$\operatorname{erf}(x) = \frac{2x}{\sqrt{\pi}} - \frac{2x^3}{3\sqrt{\pi}} + \frac{x^5}{5\sqrt{\pi}} - \frac{x^7}{21\sqrt{\pi}} + \frac{x^9}{108\sqrt{\pi}} - \cdots. \quad (21)$$

Next, the proposed trial function is the following modified logistic function

$$\widetilde{\operatorname{erf}}_1(x) = \frac{2}{1 + \exp(-c_5x^9 - c_4x^7 - c_3x^5 - c_2x^3 - c_1x)} - 1. \quad (22)$$

Repeating the PSEM procedure employed in the last section, we obtain the following approximation

$$\widetilde{\text{erf}}_1(x) = \frac{2}{1 + \exp(\xi(x))} - 1, \quad -\infty < x < \infty, \quad (23)$$

where

$$\begin{aligned} \xi(x) = & -\frac{1}{5670} \left(\frac{105\pi^4 - 9328\pi^3 + 116928\pi^2 - 483840\pi + 645120}{\pi^{9/2}} \right) x^9 \\ & + \frac{2}{315} \left(\frac{15\pi^3 - 532\pi^2 + 3360\pi - 5760}{\pi^{7/2}} \right) x^7 \\ & - \frac{2}{15} \left(\frac{3\pi^2 - 40\pi + 96}{\pi^{5/2}} \right) x^5 \\ & + \frac{4}{3} \left(\frac{\pi - 4}{\pi^{3/2}} \right) x^3 - \frac{4x}{\pi^{1/2}}. \end{aligned} \quad (24)$$

In the literature there are several expressions to approximate the error function. For example, in [24, 27, 44] the following approximations were reported

$$\widetilde{\text{erf}}_2(x) = \tanh \left(\frac{2x(1 + 0.089430x^2)}{\sqrt{\pi}} \right), \quad -\infty < x < \infty, \quad (25)$$

$$\widetilde{\text{erf}}_3(x) = \sqrt{1 - \exp \left(\frac{(-\frac{4}{\pi} + 0.14x^2)x^2}{1 + 0.14x^2} \right)}, \quad 0 \leq x, \quad (26)$$

$$\widetilde{\text{erf}}_4(x) = \tanh \left(\frac{39x}{\sqrt{2\pi}} - \frac{111}{2} \arctan \left(\frac{35x}{111\sqrt{\pi}} \right) \right), \quad -\infty < x < \infty, \quad (27)$$

respectively.

Figure 6a shows a comparison of exact solution and the above mentioned approximations. In addition, Figure 6b presents a comparison of relative error resulting a notable lower error for our proposal. Finally, Figure 6c depicts the relative error of our proposal in order to appreciate the error. Furthermore, calculating the RMS error for the interval $[0, 4]$ results: 1.392×10^{-5} , 2.248×10^{-4} , 1.551×10^{-4} , and 6.696×10^{-5} for (23), (25), (26), and (27), respectively. It is important to notice that the error of our proposal (23) is several times lower than the other approximations.

4.3 Approximation for cumulative distribution function

The Taylor series expansion for CDF is

$$P(x) = \frac{1}{2} + \frac{\sqrt{2}x}{2\sqrt{\pi}} - \frac{\sqrt{2}x^3}{12\sqrt{\pi}} + \frac{\sqrt{2}x^5}{80\sqrt{\pi}} - \frac{\sqrt{2}x^7}{672\sqrt{\pi}} + \dots \quad (28)$$

We propose the following TF function

$$\widetilde{P}_1(x) = \frac{1}{1 + \exp(-c_5x^9 - c_4x^7 - c_3x^5 - c_2x^3 - c_1x)}. \quad (29)$$

After the application of PSEM procedure, we obtain

$$\widetilde{P}_1(x) = \frac{1}{1 + \exp(\zeta(x))}, \quad -\infty < x < \infty, \quad (30)$$

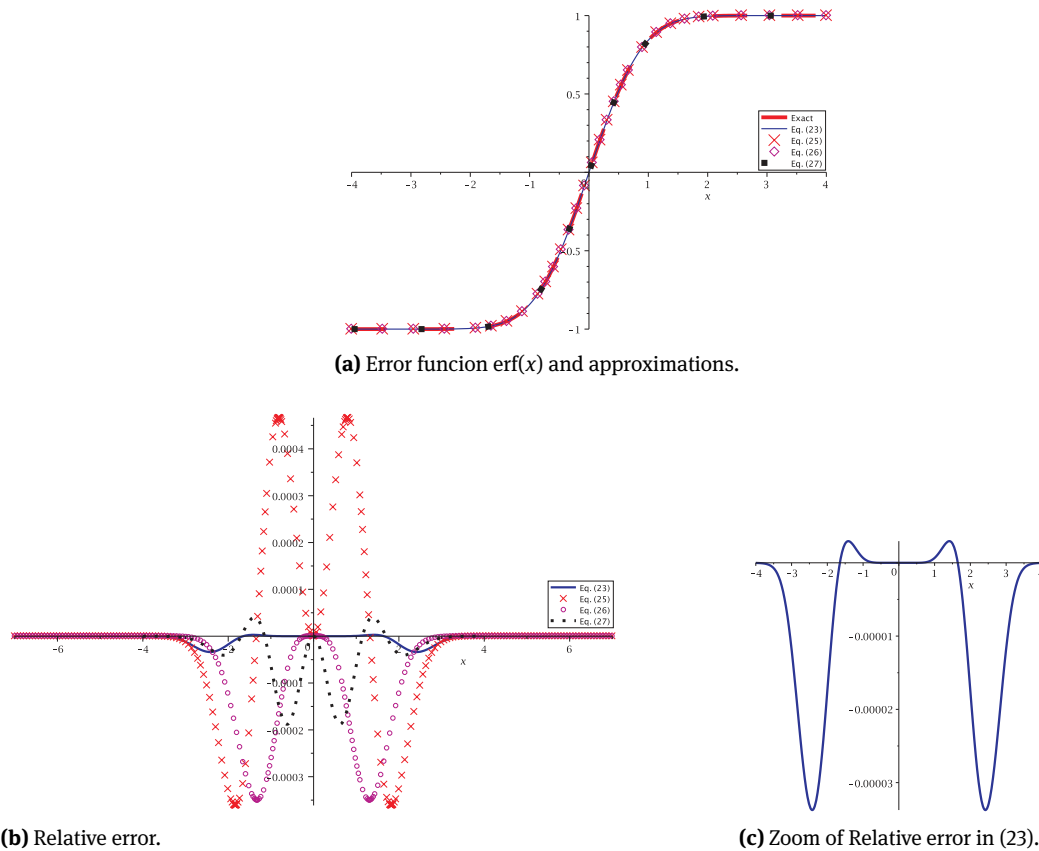


Figure 6: Error function approximations and relative error.

where the argument $\zeta(x)$ is

$$\begin{aligned} \zeta(x) = & -\frac{\sqrt{2}}{181440} \left(\frac{105\pi^4 - 9328\pi^3 + 116928\pi^2 - 483840\pi + 645120}{\pi^{9/2}} \right) x^9 \\ & + \frac{\sqrt{2}}{2520} \left(\frac{15\pi^3 - 532\pi^2 + 3360\pi - 5760}{\pi^{7/2}} \right) x^7 \\ & - \frac{\sqrt{2}}{60} \left(\frac{3\pi^2 - 40\pi + 96}{\pi^{5/2}} \right) x^5 \\ & + \frac{\sqrt{2}}{3} \left(\frac{\pi - 4}{\pi^{3/2}} \right) x^3 - \frac{2\sqrt{2}}{\pi^{1/2}} x. \end{aligned} \quad (31)$$

Additionally, another way to approximate the CDF is obtained by employing the next TF

$$\tilde{P}_2(x) = c_1 + \frac{1}{2} \tanh \left(114 \arctan \left(\frac{251}{250} \arctan(c_2 x) + c_3 x \right) \right). \quad (32)$$

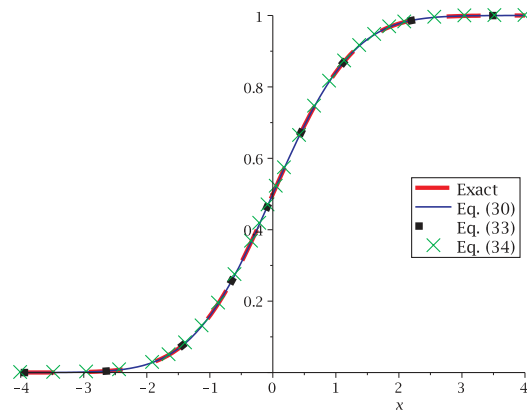
Following PSEM presented in this article and solving for c_1 , c_2 and c_3 yields to

$$\begin{aligned} \tilde{P}_2(x) = & \frac{1}{2} + \frac{1}{2} \tanh \left(114 \arctan \left(\frac{251}{250} \arctan(-0.09839818659x) + \right. \right. \\ & \left. \left. 0.1057907667x \right) \right), \quad -\infty < x < \infty. \end{aligned} \quad (33)$$

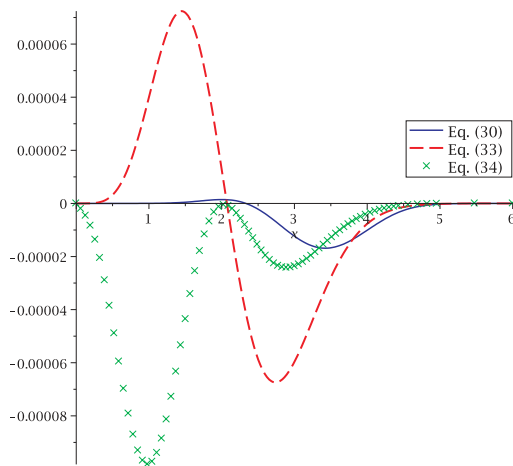
Furthermore, in [44] was proposed the next approximation

$$\tilde{P}_3(x) = \frac{1}{\exp \left(-\frac{358x}{23} + 111 \arctan \left(\frac{37x}{294} \right) \right) + 1}, \quad -\infty < x < \infty. \quad (34)$$

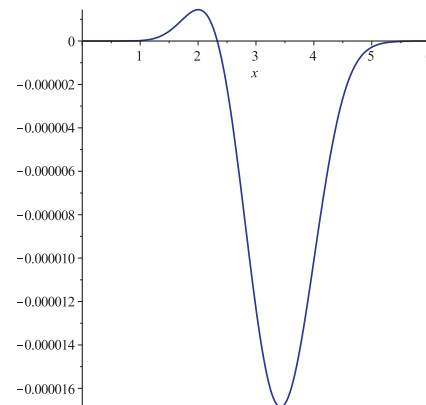
Figure 7a shows a comparison of the proposed PSEM approximation and the other ones reported, resulting a good agreement with the exact solution. However, Figure 7b can be observed the lowest relative error for our proposal. See Figure 7c for a detailed view of the relative error of (30). In addition, we calculated the RMS error over the interval $[0,6]$ for the approximations, resulting: 6.756×10^{-6} , 3.509×10^{-5} , and 3.496×10^{-5} , for (30), (33) and (34), respectively. It clearly results that our proposal exhibits the lowest of all RMS errors.



(a) Cumulative distribution and approximations.



(b) Relative error in approximations.



(c) Relative error on (30).

Figure 7: Comparison of CDF and its approximations.

5 Applications to science and engineering

This section presents three case studies. The first case study belongs to the area of transport phenomena in chemical engineering [1]; the second one lies in the area of digital communications [2] in electronics engineering; and finally we propose an approximation for the incomplete gamma function.

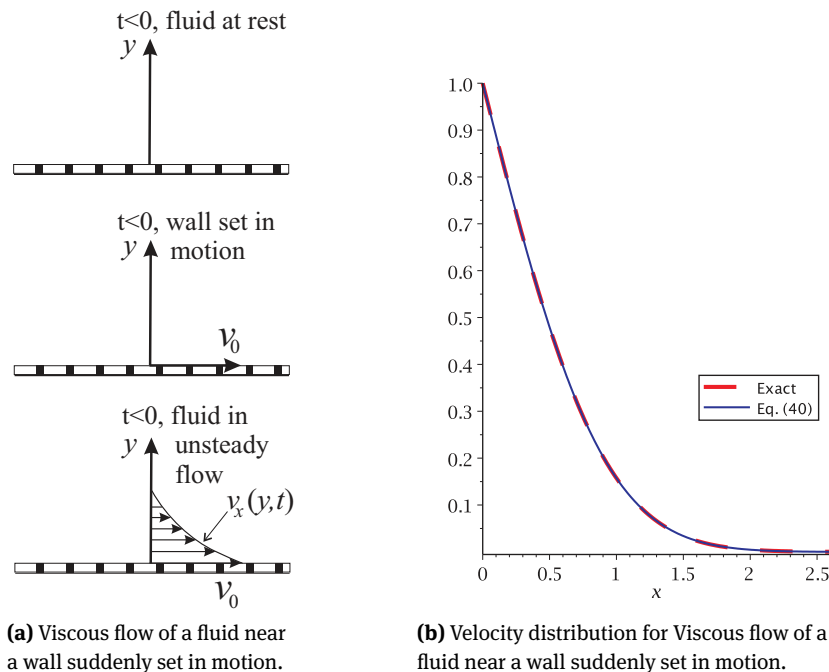


Figure 8: Error function applied on time-dependent flow of Newtonian fluids.

5.1 Case 1: Error function in transport phenomena

A semi-infinite body in a liquid with constant density and viscosity limited under a solid plane xz horizontal. Initially the fluid is in a steady state; at $t = 0$, the solid surface begins to move in x positive direction with v_0 velocity, as depicted in Figure 8a. The goal is to find the velocity v_x as a function of y and t . In the direction of x there is no pressure gradient neither gravity force and a laminar flow is considered.

In [1] the equation that models this system and the components of velocity at x, y, z are $v_x = v(y, t)$, $v_y = 0$, $v_z = 0$ is given by

$$\frac{\partial v_x}{\partial t} = \nu \frac{\partial^2 v_x}{\partial y^2}, \quad (35)$$

where $\nu = \frac{\mu}{\rho}$, with initial (IC) and boundary (BC) conditions

$$\text{I.C.} \quad \text{at } t \geq 0, \quad v_x = 0, \quad \forall y,$$

$$\text{B.C. 1} \quad \text{at } y = 0, \quad v_x = v_0, \quad \forall t > 0,$$

$$\text{B.C. 2} \quad \text{at } y = \infty, \quad v_x = 0, \quad \forall t > 0.$$

Introducing an additional velocity $\phi = \frac{v_x}{v_0}$, equation (35) is re-written as

$$\frac{\partial \phi}{\partial t} = \nu \frac{\partial^2 \phi}{\partial y^2}, \quad (36)$$

where

$$\phi = \phi(\eta), \quad (37)$$

and

$$\eta = \frac{y}{\sqrt{4\nu t}}. \quad (38)$$

In [1] was presented the solution for (36) in terms of the function $\operatorname{erf}(x)$, resulting

$$\frac{v_X(y, t)}{v_0} = 1 - \operatorname{erf}\left(\frac{y}{\sqrt{4vt}}\right). \quad (39)$$

From (23) and (39), we obtain

$$\frac{\tilde{v}_X(y, t)}{v_0} = 2 - \frac{2}{1 + \exp\left(\xi\left(\frac{y}{\sqrt{4vt}}\right)\right)}. \quad (40)$$

Figure 8b depicts a comparison for the distribution of the viscous flow velocity of a fluid near a wall suddenly set in motion among (39) and (40), resulting a good agreement.

5.2 Case 2: Error function in digital communications

Bandwidth efficiency in Phase Shift Keying (PSK) modulation scheme increments utilizing M-PSK modulation [2]. In digital phase modulation, the M signals employed in PSK are represented as

$$S_m(t) = \operatorname{Re}\left[g(t) \exp(j\theta_m) \exp(j2\pi f_c t)\right], \quad (41)$$

where $S_m(t)$ is the waveform used to transmit information through the communication channel; $g(t)$, is the time dependent signal pulse shape and $\theta_m = \frac{2\pi(m-1)}{M}$, for $m = 1, 2, \dots, M$, where M are the possible phases of the carrier that transmits the information. If $M = 2$ we have a binary PSK. In this way, to have a more efficient use of the bandwidth, each signal element should represent more than a bit [45]. Figure 9 displays, for the case of BPSK for $M = 2$ the Signal space diagram of Binary Phase Shift Keying (BPSK) scheme, where S_1 and S_2 symbols are represented by binary numbers 1 and 0.

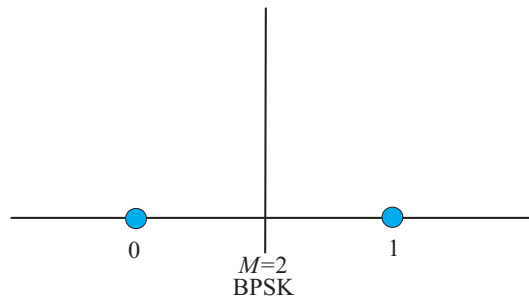


Figure 9: Signal space diagram of BPSK.

In digital transmission, Bit Error Rate (BER) is defined as the number of bits with errors divided by the total number of transmitted, received or processed bits for a determined period. The probability for BER in Binary Phase Shift Keying is

$$P(x) = \frac{1}{2} \operatorname{erfc}\left(\sqrt{\frac{E_b}{N_o}}\right), \quad (42)$$

where $\frac{E_b}{N_o}$, is the Signal to Noise Ratio (SNR); E_b , the energy in one bit and N_o , is Additive White Gaussian Noise (AWGN). As the bit transmitted signal energy E_b increases, for a specific noise spectral density N_o ; the messages corresponding to 1 and 0 symbols become more separated and the probability of error decreases [46]; as is depicted in Figure 10. By using (23), (42) can be rewritten as

$$\tilde{P} = 1 - \frac{1}{1 + \exp\left(\xi\left(\frac{E_b}{N_o}\right)\right)}. \quad (43)$$

Figure 10 depicts the bit error probability for PSK modulation obtained with (43). The simulation from this figure was obtained by replacing the error function by our PSEM approximation in the code Matlab/Octave published in [47] (see Appendix 1).

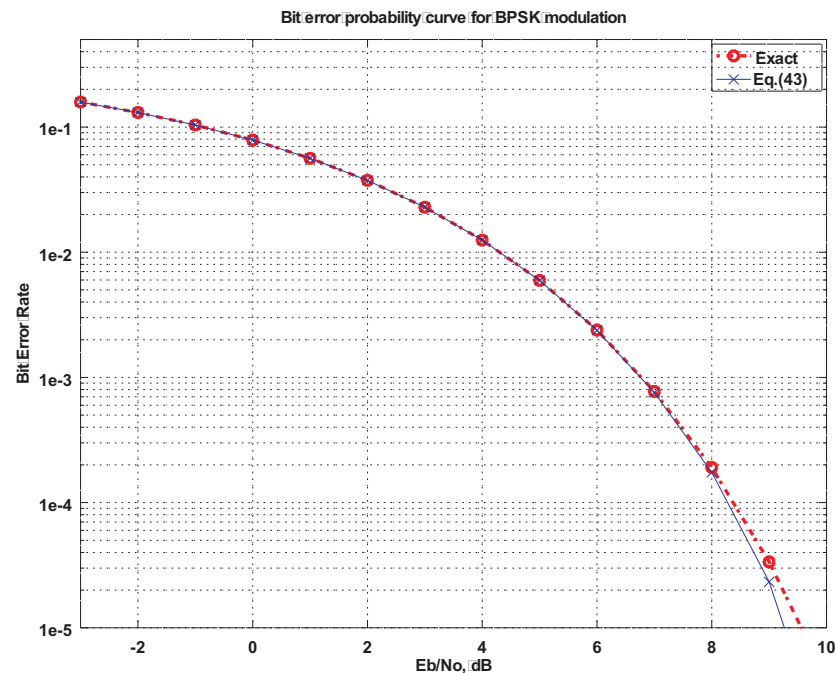


Figure 10: Bit error probability curve for PSK modulation.

5.3 Case 3: Incomplete Gamma function

This case study presents the approximation for incomplete Gamma function [48] represented as

$$\gamma(a, x) = \int_0^x t^{a-1} \exp(-t) dt. \quad (44)$$

Considering $a = \frac{1}{2}, \frac{3}{2}, \frac{5}{2}, \frac{7}{2}$ and $\frac{9}{2}$; then (44) is simplified, resulting

$$\gamma\left(\frac{1}{2}, x\right) = \sqrt{\pi} \operatorname{erf}(\sqrt{x}), \quad (45)$$

$$\gamma\left(\frac{3}{2}, x\right) = -\frac{1}{2} \left(\sqrt{\pi} \operatorname{erf}(\sqrt{x}) \exp(x) + 2\sqrt{x} \right) \exp(-x), \quad (46)$$

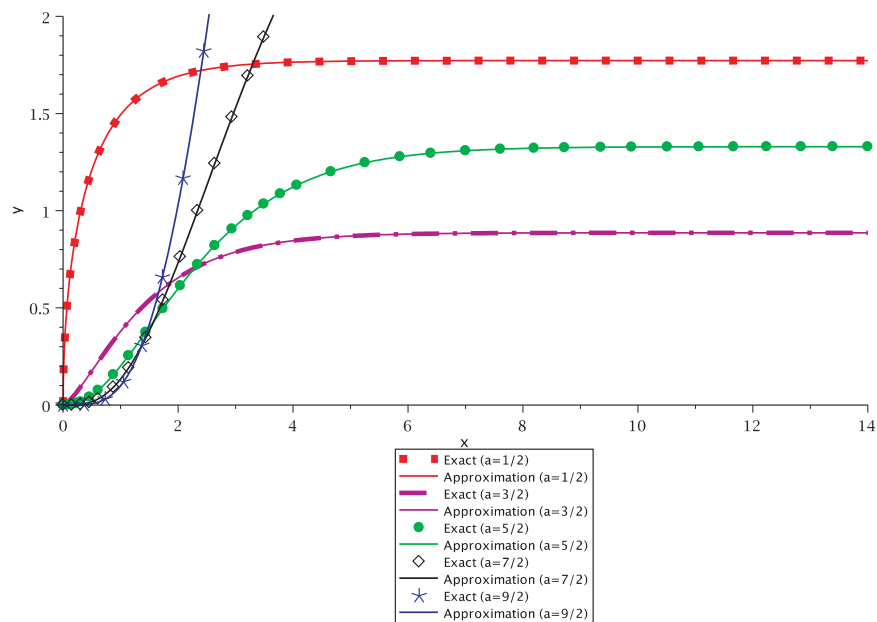
$$\gamma\left(\frac{5}{2}, x\right) = -\frac{1}{4} \left(4x^{\frac{3}{2}} - 3\sqrt{\pi} \operatorname{erf}(\sqrt{x}) \exp(x) + 6\sqrt{x} \right) \exp(-x), \quad (47)$$

$$\gamma\left(\frac{7}{2}, x\right) = -\frac{1}{8} \left(8x^{\frac{5}{2}} + 20x^{\frac{3}{2}} - 15\sqrt{\pi} \operatorname{erf}(\sqrt{x}) \exp(x) + 30\sqrt{x} \right) \exp(-x), \quad (48)$$

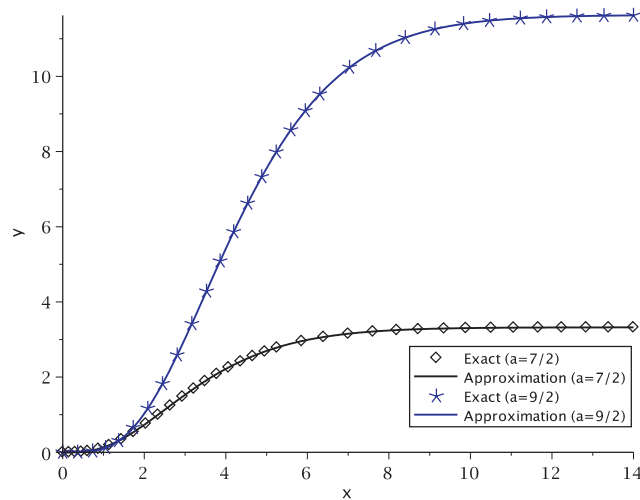
$$\gamma\left(\frac{9}{2}, x\right) = -\frac{1}{16} \left(16x^{\frac{7}{2}} + 56x^{\frac{5}{2}} + 140x^{\frac{3}{2}} - 105\sqrt{\pi} \operatorname{erf}(\sqrt{x}) \exp(x) + 210\sqrt{x} \right) \exp(-x), \quad (49)$$

respectively.

Generally, for $a = \frac{k}{2}$, where $k > 0$ and odd; the incomplete Gamma function is expressed in terms of error function. Therefore, the results from this case study can be extended to other values of a . Figure 11 presents the comparison of the exact solution of (45)-(49) against the results of using approximation $\widetilde{\text{erf}}_1(\sqrt{\pi})$, depicting a notable good agreement.



(a) Exact incomplete Gamma function versus (45)-(49)



(b) Detail of Exact incomplete Gamma function versus (48) and (49)

Figure 11: Exact Incomplete Gamma function versus (45)-(49).

6 Discussion

For the first case study, we obtained an accurate approximated solution for the distribution of the viscous flow velocity of a fluid near a wall suddenly set in motion with a relative error depicted in Figure 12. In this figure we can observe the points P_A and P_B that show the location where the relative error reaches peak magnitudes of -2.826×10^{-6} and 3.372×10^{-5} , respectively. After point P_B the relative error tends to zero.

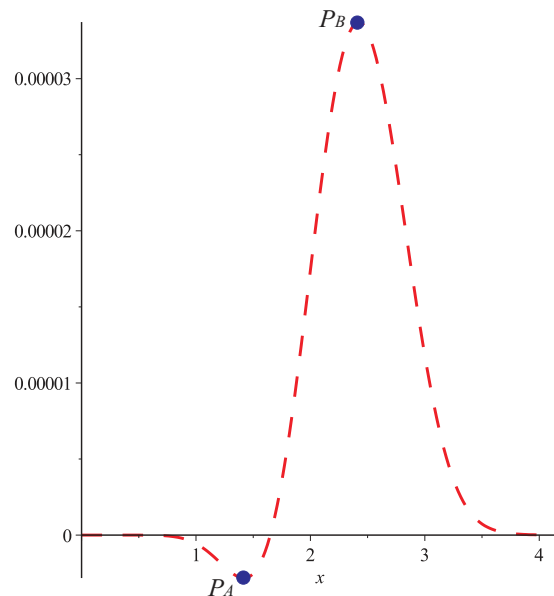


Figure 12: Relative error of (40).

For second case study, Figure 13 shows the analysis for the absolute error for the error function approximation applied to BER from BPSK. It is important to highlight the high accuracy of the results. The simulation for the second case study was performed utilizing the software Octave 4.0 replacing the built-in Matlab/Octave function $\text{erf}(x)$ presented in [47] by (23). This case study demonstrated that the proposed approximate function $\widetilde{\text{erf}}_1(x)$ can be applied to digital signal processing with a high precision results as shown in Figure 13. Thus, our presented simulation shows a good performance which is in good agreement with the exact result presented in [47].

Figure 14 presents the absolute error of the approximate incomplete Gamma function for different values of a . In table 1 the RMS error over the interval $[0, 10]$ for every approximation of incomplete Gamma function is presented. There can be seen an increment for the RMS as a increases its value; this is because the relative error that $\widetilde{\text{erf}}_1(x)$ exhibits is scaled by a numeric coefficient that increases as a increases, resulting an unavoidable increment of the error. In order to mitigate this issue, the order of the PSEM approximation of $\text{erf}(x)$ must be increased.

It is important to point out that the present work shows that it is possible to obtain highly accurate asymptotic solutions employing PSEM. Likewise, from literature we know that truncated Taylor series have, regularly, a poor local convergence; however, the employment of truncated Taylor series as a part of PSEM, empowers the convergence of the approximated solutions; such as the ones presented in this work, which covers whole domain of the independent variable. In addition, it is relevant to note, that during the approximation process performed in this article, no integration procedure was performed; such as it happens with other approximate methods like HAM [37], HPM [49], VIM [34], classical perturbation method [31], Picard [50], Adomian [51, 52], among others, that require the application of analytical integration to obtain the approximate solutions depending of the number of iterations needed. Unfortunately, as we know from

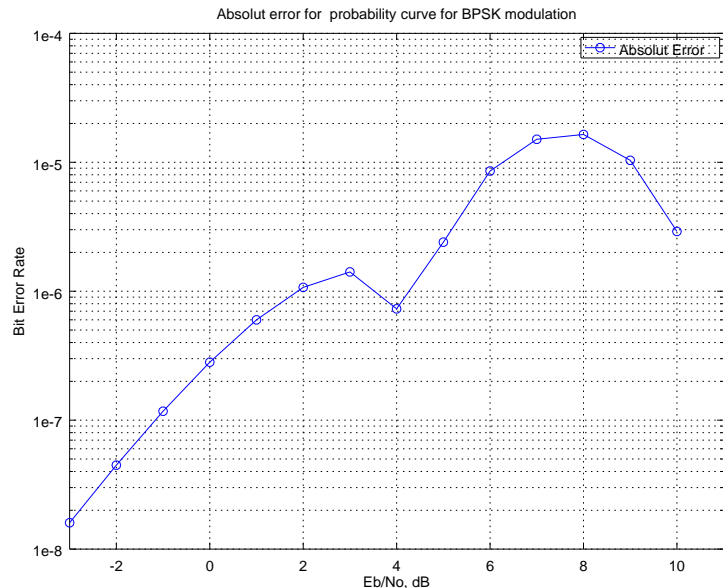


Figure 13: Bit error probability curve for PSK modulation in (43).

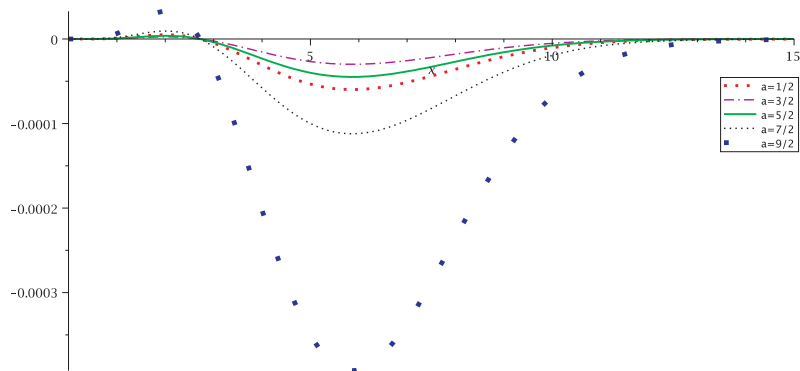


Figure 14: Absolute error.

Table 1: RMS error for every approximation of incomplete Gamma function.

Approximation of $\gamma(a, x)$	RMS error for the interval $[0, 10]$
$a = \frac{1}{2}$	3.435×10^{-5}
$a = \frac{3}{2}$	1.718×10^{-5}
$a = \frac{5}{2}$	2.576×10^{-5}
$a = \frac{7}{2}$	6.441×10^{-5}
$a = \frac{9}{2}$	2.254×10^{-4}

literature, many integrals does not have known exact solution at all producing a failure during the iterative steps (iterations) of such approximative methods. Finally, given that PSEM does not require a perturbation parameter [31] and it does not generate secular terms [49]; it can be concluded that this methodology presents a high potential for application in all areas of science and engineering where it is required the approximate solution for integrals, nonlinear differential equation, and special functions. Therefore, given the flexibility,

applicability and novelty of PSEM method, we are proposing this method to be known also as Taylor-Leal Method (TLM) for the approximation of nonlinear problems where the Taylor expansion of the exact solution can be obtained.

7 Conclusions

This work proposed highly accurate PSEM approximations for the Gaussian distribution integral, error function and CDF. In fact, as the independent variable increases to infinity the absolute error tends to zero. It is worth to note that the approximations proposed in this work are handy and easy computable avoiding the application of data tables or numerical algorithms. Furthermore, we compared the proposed approximations with other reported in the literature finding that our proposals presented the lowest RMS error. Finally, three applications to science and engineering allow us to conclude that our proposed approximations exhibit a notable potential for the solution of different practical problems.

Acknowledgements: Authors wish to thank M. Eng. Roberto Ruíz-Gomez, M.TN. César Colocía García and Eng. Francisco Martínez Barrios for their support. The first author is currently postdoctoral research fellow at Institute for astrophysics, Optics and Electronics. He expresses his gratitude for the support received there and acknowledges the financial support from the Secretary of Public Education of México (SEP-DGETI) through the grant 110072703 E476300.0275652.

References

- [1] Bird R.B., Transport phenomena, *Appl. Mech. Rev.*, 2002, 55(1), R1–R4.
- [2] Proakis J.G., Digital communications: fourth edition, McGraw-Hill Book Co., New York, 2001.
- [3] Papoulis A., Signal analysis, McGraw-Hill, New York, 1977.
- [4] Therrien C.W., Discrete random signals and statistical signal processing, Prentice Hall PTR, 1992.
- [5] Haykin S.S., Moher M., Song T., An introduction to analog and digital communications, Wiley New York, 1989.
- [6] Wayne W.D., Biostatistics: A Foundation for Analysis in the Health Sciences, 4th edition, John Wiley & Sons Inc. New York, 1987.
- [7] Welham S.J., Gezan S.A., Clark S., Mead A., Statistical methods in biology: Design and analysis of experiments and regression, CRC Press, 2014.
- [8] Lange K., Mathematical and statistical methods for genetic analysis, Springer Science & Business Media, 2003.
- [9] Khan F.A., Biotechnology in medical sciences, CRC Press, 2014.
- [10] Berg B.L., Methods for the social sciences, Pearson Education Inc., United States of America, 2004.
- [11] Preacher K.J., Curran P.J., Bauer D.J., Computational tools for probing interactions in multiple linear regression, multilevel modeling, and latent curve analysis, *J. Educ. Behav. Stat.*, 2006, 31(4), 437–448, DOI: 10.3102/10769986031004437.
- [12] Howitt D., Cramer D., Introduction to Statistics in Psychology, Prentice Hall, 2005.
- [13] Converse P.D., Pathak J., DePaul-Haddock A.M., Gotlib T., Merbedone M., Controlling your environment and yourself: Implications for career success, *J. Vocat. Behav.*, 2012, 80(1), 148–159.
- [14] Anderson D.R., Sweeney D.J., Williams T.A., Camm J.D., Cochran J.J., Statistics for Business & Economics, Revised, Cengage Learning, 2014.
- [15] McClave J.T., Statistics for Business and Economics: Student Value Edition, Prentice Hall, 2012.
- [16] Anderson D., Sweeney D., Williams T., Modern business statistics with Microsoft Excel, Nelson Education, 2014.
- [17] Acevedo M.F., Data Analysis and Statistics for Geography, Environmental Science, and Engineering, CRC Press, 2012.
- [18] Currell G., Dowman A., Essential Mathematics and Statistics for Science, John Wiley & Sons, 2005.
- [19] Denker M., Woyczynski W., Introductory Statistics and Random Phenomena: Uncertainty, Complexity and Chaotic Behavior in Engineering and Science, Springer Science & Business Media, 2012.
- [20] Devore J.L., Probability and Statistics for Engineering and the Sciences, Cengage Learning, 2011.
- [21] Spiegel M.R., Stephens L.J., Schaum's Outline of Statistics, McGraw Hill Professional, 2017.
- [22] Purcell E.J., Rigdon S.E., Varberg D.E., Cálculo, Pearson Educación, 2007.
- [23] Edwards C.H., Penney D.E., Cálculo con trascendentes tempranas, Pearson Educación, 2008.
- [24] Patel J.K., Read C.B., Handbook of the Normal Distribution, Second Edition, Statistics Texts and Monographs, Marcel Dekker, New York, Basel, Hong Kong, 1996.

- [25] Burden R.L., Faires D.J., Burden A.M., Numerical Analysis, Cengage Learning, 2016.
- [26] Hart R.G., A close approximation related to the error function, *Mathematics of Computation*, 1966, 20(96), 600–602, DOI: 10.2307/2003549.
- [27] Winitzki S., A handy approximation for the error function and its inverse, 2008.
- [28] Vazquez-Leal H., Sarmiento-Reyes A., Power series extender method for the solution of nonlinear differential equations, *Math. Probl. Eng.*, 2015, Article ID 717404, DOI: 10.1155/2015/717404.
- [29] Vazquez-Leal H., The enhanced power series method to find exact or approximate solutions of nonlinear differential equations, *Appl. Comput. Math.*, 2015, 14(2), 168–179.
- [30] Vazquez-Leal H., Sandoval-Hernandez M.A., Garcia-Gervacio J.L., Herrera-May A.L., Filobello-Nino U., PSEM approximations for both branches of lambert function with applications, *Discrete Dyn. Nat. Soc.*, 2019, Article ID 8267951, DOI: 10.1155/2019/8267951.
- [31] Vazquez-Leal H., et al., Transient and DC approximate expressions for diode circuits, *IEICE Electron Expr.*, 2012, 9(6), 522–530.
- [32] Bellman R.E., Perturbation techniques in mathematics, engineering and physics, Courier Corporation, 2003.
- [33] Singh R., Das N., Kumar J., The optimal modified variational iteration method for the Lane-Emden equations with Neumann and Robin boundary conditions, *Eur. Phys. J. Plus.*, 2017, 132: 251, DOI: 10.1140/epjp/i2017-11521-x.
- [34] Khan Y., et al., Variational iteration algorithm-II for solving linear and non-linear ODEs, *Int. J. Phys. Sci.*, 2012, 7(25), 3099–4002.
- [35] Mohammadian M., Application of the variational iteration method to nonlinear vibrations of nanobeams induced by the van der Waals force under different boundary conditions, *Eur. Phys. J. Plus*, 2017, 132: 169, DOI: 10.1140/epjp/i2017-11438-4.
- [36] Ahamed M., Hasan M.K., Alam M., A new approach to homotopy perturbation method for solving Emden-Fowler equations, *Appl. Math. Sci.*, 2017, 11(40), 1955–1964, DOI: 10.12988/ams.2017.75166.
- [37] Vázquez-Leal H., Boubaker K., Approximate solutions for the model of evolution of cocaine consumption in Spain using HPM and BPEs methods, *Nova Scientia*, 2014, 6(12), 171–189.
- [38] Gómez-Aguilar J., Yépez-Martínez H., Torres-Jiménez J., Córdova-Fraga T., Escobar-Jiménez R., Olivares-Peregrino V., Homotopy perturbation transform method for nonlinear differential equations involving to fractional operator with exponential kernel, *Adv. Differ. Equ.*, 2017, Article 68, DOI: 10.1186/s13662-017-1120-7.
- [39] Burden R.L., Faires J.D., Análisis numérico, novena edición, Cenage Learning, 2011.
- [40] Wang Y., Lin W., Liu N., A homotopy perturbation based method for large deflection of a cantilever beam under a terminal follower force, *Int. J. Comput. Methods Eng. Sci. Mech.*, 2012, 13(3), 197–201, DOI: 10.1080/15502287.2012.660229.
- [41] Vazquez-Leal H., et al., Modified Taylor series method for solving nonlinear differential equations with mixed boundary conditions defined on finite intervals, *SpringerPlus*, 2014, 3, 160, DOI: 10.1186/2193-1801-3-160.
- [42] Vazquez-Leal H., Sandoval-Hernandez M., Castaneda-Sheissa R., Filobello-Nino U., Sarmiento-Reyes A., Modified Taylor solution of equation of oxygen diffusion in a spherical cell with Michaelis-Menten uptake kinetics, *Int. J. Appl. Mat. Res.*, 2015, 4(2), 253–258.
- [43] Vazquez-Leal H., Generalized homotopy method for solving nonlinear differential equations, *Comp. Appl. Math.*, 2014, 33(1), 275–288, DOI: 10.1007/s40314-013-0060-4.
- [44] Vazquez-Leal H., Castaneda-Sheissa R., Filobello-Nino U., Sarmiento-Reyes A., Orea J.S., High accurate simple approximation of normal distribution integral, *Math. Probl. Eng.*, 2012, Article ID 124029, DOI: 10.1155/2012/124029.
- [45] Geetu H.S., Singh M., Optimization method for analysis of bit error rate with BPSK modulation technique, *Int. J. Sci. Eng. Res.*, 2012, 3(6).
- [46] Sarnin S.S., Kadri N., Mozi A.M., Ab Wahab N., Naim N.F., Performance analysis of BPSK and QPSK using error correcting code through AWGN, 2010 International Conference on Networking and Information Technology (ICNIT), IEEE, 2010, 178–182, DOI: 10.1109/ICNIT.2010.5508536.
- [47] Ali I., Bit-error-rate (BER) simulation using MATLAB, *Int. J. Eng. Res. Appl.*, 2013, 3(1), 706–711.
- [48] Pearson K., et al., Tables of the incomplete [gamma]-function, Published for the Biometrika Trustees at the University Press, 1957.
- [49] Vazquez-Leal H., Castaneda-Sheissa R., Filobello-Nino U., Sarmiento-Reyes A., Sanchez Orea J., High accurate simple approximation of normal distribution integral, *Math. Probl. Eng.*, 2012, Article ID 124029, DOI: 10.1155/2012/124029.
- [50] Filobello-Nino U., et al., On a practical methodology for solving BVP problems by using a modified version of Picard method, *Appl. Math. Inf. Sci.*, 2016, 10(4), 1355–1367, DOI: 10.18576/amis/100414.
- [51] Adomian G., Solving frontier problems of physics: the decomposition method, vol. 60, Springer Science & Business Media, 2013.
- [52] Khan Y., Vázquez-Leal H., Faraz N., An auxiliary parameter method using Adomian polynomials and Laplace transformation for nonlinear differential equations, *Appl. Math. Model.*, 2013, 37(5), 2702–2708, DOI: 10.1016/j.apm.2012.06.026.

Appendix 1. Modified MATLAB program for Bit error probability curve for BPSK modulation

```
%
Date of modification 20/jan/2018
%
%
% The original program was published on:
%Irfan Ali / International Journal of Engineering Research and Applications
%(IJERA)
%ISSN: 2248-9622
%www.ijera.com
%Vol. 3, Issue 1, January -February 2013, pp.706-711
%Bit-Error-Rate (BER) Simulation Using MATLAB/Octave
%
%Irfan Ali
%M.Tech. Scholar, Jagan Nath University, Jaipur (India)
%
% Program for simulating binary phase shift keyed transmission and
% reception and compare the simulated and theoretical bit error (Ber)
% probability
%
% Program modified by Mario Sandoval H.
%Date of modification 20/jan/2018
%Next line is added, replace simBer on original
$-----
%simBer2 = 0.5*(1-fxt_PSEM_ERF(sqrt(10.^(Eb_NO_dB/10))));
%-----
%fxt_PSEM_ERF implemented in file m
%fxt_PSEM_ERF is equation (23)
%
%

clear
N = 10^6          % number of bits or symbols
rand('state',100); % initializing the rand() function
randn('state',200); % initializing the randn() function

% Transmitter
ip = rand(1,N)>0.5; % generating 0,1 with equal probability
s = 2*ip-1; % BPSK modulation 0 -> -1; 1 -> 1
n = 1/sqrt(2)*[randn(1,N) + j*randn(1,N)]; % white gaussian noise, OdB variance
Eb_NO_dB = [-3:10]; % multiple Eb/NO values

for ii = 1:length(Eb_NO_dB)
% Noise addition
y = s + 10^(-Eb_NO_dB(ii)/20)*n; % additive white gaussian noise

% receiver - hard decision decoding
ipHat = real(y)>0;
```

```

% counting the errors
nErr(ii) = size(find([ip- ipHat]),2);
end

simBer2 = 0.5*(1-fxt_PSEM_ERF(sqrt(10.^(Eb_NO_dB/10)))); % modification ber
theoryBer = 0.5*erfc(sqrt(10.^(Eb_NO_dB/10))); % theoretical ber

close all
figure
semilogy(Eb_NO_dB,theoryBer,'ro--','LineWidth',2);
hold on

semilogy(Eb_NO_dB,simBer2,'bx-');
axis([-3 10 10^-5 0.5])
grid on
legend('Exact','Eq. (53)'); %obtenido con PSEM
xlabel('Eb/No, dB');
ylabel('Bit Error Rate');
title('Bit error probability curve for BPSK modulation');
ERROR_A=abs(simBer2-theoryBer);

close all
figure
semilogy(Eb_NO_dB,ERROR_A,'bo-');
hold on

axis([-3 11 10^-8 0.5])
grid on
legend('Absolut Error');
xlabel('Eb/No, dB');
ylabel('Bit Error Rate');
title('Absolut error for probability curve for BPSK modulation');

```