

Night Time Foreground Pedestrian Detection by Image Processing

Harshita Gangrade

*U.G. Student, Dept Of Computer Engineering, Tamilnadu
Srm Institute of Technology, Chennai, India*

Shraddha Gangrade

*U.G. Student, Dept Of Computer Engineering Tamilnadu
Srm Institute of Technology , Chennai, India*

Abstract

The paper accounts for the automated detection of pedestrians associate degree objects that will cause an accident in the dark time from a vehicle mistreatment an automotive visual modality system and a thermal camera. As per the accident survey team of the Asian nation, most of the accident's area unit caused because of the low vision of the drivers that result in the most dangerous and better range of accidents in the dark with relation to daytime. To avoid accidents in the dark time automotive visual modality system is employed. This method includes an IR vision camera that detects the article with the assistance of IR diode and photo-diode pair, this camera can notice the article up to 100 m. Besides the planning of hardware additionally, a software package half for the automated detection of pedestrians is intended just in case of a distracted driver in a way of alcoholic or yawning. The software package for object detection and classification uses trendy digital signal process algorithms like connected element labeling (CCL), a bar chart of headed gradients (HOG), and support vector machine (SVM). Moreover, besides the bestowed visual modality system, our system incorporates a biometric authentication system for asleep and alcoholic driver's mistreatment MTCC and additionally an RGB filter rule to notice the red or inexperienced signal lights of the vehicle and also the traffic signals. And for the restricted field of vision, it uses CMOS image sensing.

Keywords: *night vision, video processing, object detection, automotive*

I. INTRODUCTION

Road traffic accidents—the leading explanation for death by injury and also the tenth-leading explanation for all deaths globally—now conjure an astonishingly good portion of the worldwide burden of ill-health. An calculable 1.2 million folks are killed in road crashes annually, and as several as fifty million are gashed, occupying thirty % to seventy % of medical science beds in developing countries hospitals. And if gift trends continue, road traffic injuries are foreseen to be the third-leading contributor to the world burden of malady and injury by 2020.

Developing countries bear an oversized share of the burden, accounting for 85 % of annual deaths and 90 % of the disability-adjusted life years (DALYs) lost as a result of road traffic injury. And since road traffic injuries affect primarily males (73 % of deaths) and people between fifteen and

forty-four years recent, this burden is making monumental economic hardship because of the loss of family breadwinners. Smart solutions are currently in use for the accident shunning. Example, the image process is additionally utilized in intelligent transport systems applications. In road traffic, image knowledge will be obtained from the supply of images, which can be placed higher than or beside the road. They'll be wont to sight vehicles on the road, the speed of moving vehicles, for frontal automobile detection and to calculate of distances between them, to detection obstacles, to sight lanes on the road, traffic signs detection, detection of vigilance, road toll, etc.

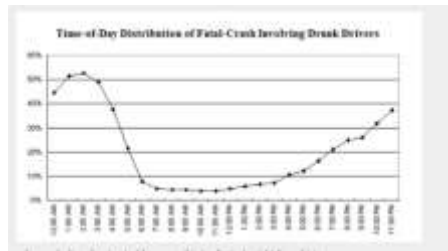


Fig. 1. Linear graph showing the time distribution of accident by drunk drivers.

Automotive firms supply additional and additional solutions that increase the safety of the night traffic. Among them are: adjustable (intelligent) front lights, driver temporary state detection, lane departure warning, traffic sign recognition [IS], blind spot data, automatic braking (it usually works beneath the restricted speed and is devoted to the town limits and traffic jams). However one in all the foremost attention-grabbing solutions on this field could be a twilight vision system. It assists the driving force by rising his facilities of perception, providing longer to require a choice, and partially already today except for positive within the future, by step by step taking steering management to extend safety. Such systems will defend against accidents, a driver with passengers additionally as pedestrians, who, in fact, are defenseless up-to-date with moving vehicles. Also for the low field of vision the CMOS image sensing are going to be utilized in case of the additional traffic and town driving conditions thus on avoiding obstacles within the path of the vehicle.

II. NIGHT TIME VISIBILITY

The authors designed an automobile sight system for installation within the vehicle in two variants. The assumptions of the primary variant (referred to because the high-quality system) purposes the maximum doable vary for the pedestrian detection and a decent quality of the image. The second variant (called affordable system) may be a modification of the primary one with reduced prices however an opportunity of detective work pedestrians no but 100m. High-quality automotive sight system this method may be a combination of the active and passive systems. This affiliation provides all the most effective options for each system and compensates weaknesses. The system consists of a thermal imaging camera placed on the grate (the camera can't be placed behind the windscreen thanks to its IR filtering properties). This camera is employed to help pedestrian detection thanks to their long vary and sensitivity to living beings. The second camera is sensitive to the NIR lightweight, it's placed behind the windscreen before the car mirror for the driver to look at the road, so the image is as shut on the one seen by the human eye.

To actively illuminate the road, the pedestrian detection uses the image from the thermal camera, it ought to observe pedestrians at a distance of a hundred and fifty-two hundred meter. NIR camera is employed to transfer the image to the driving force, as a result of the image is far a lot of intuitive and easier to scan. This camera has conjointly a wider viewing angle.

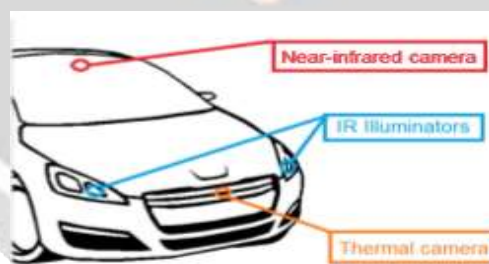


Fig 2. Components of high-quality automotive night vision system

After the image is segmental, the morphological gap removes tiny artifacts. The next operation is that the connected element labeling (CCL). The CCL analyzes the binary image, appearance for teams of connected pixels and labels them. Then the labeled objects are processed to calculate their characteristic options like dimension, height, position, which can be employed by following stages of the process, e.g., by the candidate choice.

For the choice of candidates, it's doable to use numerical or applied math ways. The authors applied the distribution of pedestrian side quantitative relations (height to dimension ratio) from and elect the vary of this ratio from 1.3 to 4.3.

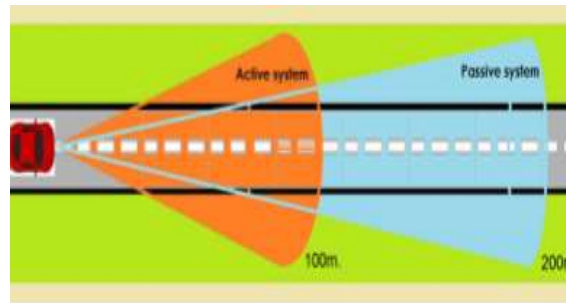


Fig 3. Pedestrian Detection Range

If the ROI is generated the item classification ought to be performed. This can be the crucial stage that powerfully affects the ultimate quality of pedestrian recognition. The primary step here is that the feature extraction. By this, it's doable to cut back the number of knowledge that describes the item. For the feature extraction, we will use e.g.: bar graph of adjusted gradients (HOG), form context, and ID/2D HAAR rework. Within the conferred system the HOG was used. This technique calculates gradients and forms histograms of the orientation of the gradient.

The last stage that finally validates the item may be a classifier. The foremost common classifiers are support vector machine (SVM) as an example of the supervised learning technique, neural networks, self-organizing maps (SOM), and matrices of neurons. A really useful formula throughout classification is that the boosting formula. By intensification of the most significant samples, it will turn out one higher classifier from many weaker classifiers. It's conjointly sensible generalization properties. The foremost notable implementation is AdaBoost.

III. PROPOSED SYSTEM

The authors designed an automobile scotopic vision system for installation within the vehicle in 2 variants. The assumptions of the primary variant (referred to because the high-quality system) purpose with the mandatory further parts is devoted to the video process, results area unit delineate for the motive force on the alphanumeric display. In this system of automotive scotopic vision the full purpose of it's to allow a separate field of the vision to the motive force therefore on avoid the obstacle in an exceedingly higher approach as in night it's very troublesome to own a visibility on a poor lighted road essentially it works on an easy construct of distinctive the obstacle within the path by the IR sensors mounted on the vehicle and therefore the sensors allow the vehicle to look at the obstacle sort of a rock or any barrier on a separate console on the dashboard of the vehicle.

Additionally there area unit thermal cameras mounted on the vehicle that area unit to identify the living obstacles sort of a person or AN animal within the path of the vehicle however this method isn't enough for the automobile or the motive force to avoid the obstacle therefore to boot during this paper CMOS image sensing is additional in order that not solely the vehicle helps the motive force to find or to look at the obstacle, it conjointly avoids the obstacle autonomously and therefore the obstacle is going to be avoided through the CMOS image sensing.

IV. ALGORITHMMSG AND METHODOLOGIES FOR OBSTACLE SHUNNING

- Image classification using SVM
- Image labelling using CCL
- Assisted classification by the CMOS image sensing
- Feature extraction algorithm HOG

A. Image Classification And Labelling

The image feed we have a tendency to get at the high-speed vehicle through the aboard cameras are quite screaming and contains blur feed this cannot be classified and labeled directly, therefore, we've got to imply methodologies for the removal of such noise from the image feed this stage is named the image preprocessing stage once that we discover the region of interest.

i. Region of Interest

Once the preprocessing stage the subsequent step prepares the so-called region of interest (ROI) that consists of candidates for more process. Well generated ROI doesn't miss the objects to be detected (pedestrians), however considerably reduces the quantity of information that's transferred to future stages. The primary step of ROI generation is segmentation. The segmentation separates the required areas that may contain pedestrians from the background. Among the foremost standard algorithms during this stage, we can mention threshold or inequality maps in stereovision systems. During this work, a changed dual-threshold adjustable threshold was used. The algorithmic program interprets the input grayscale image to a binary image, whereas white objects are the potential candidates and therefore the background is black (see Fig. 4). It works adaptively beneath varied lighting conditions and therefore the distinction.

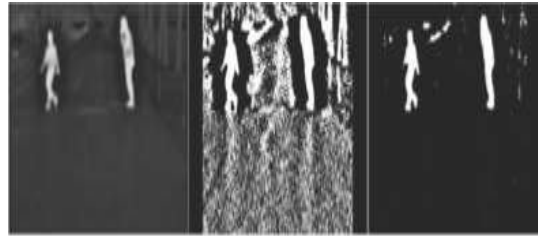


Fig 4. Image filtering and finding the region of interest (ROI)

ii. Labelling And Feature Extraction

Further, the image preprocessing and finding the image Region of Interest we have a tendency to perform the labeling and therefore the feature extraction for the image labeling two methodologies are used.

- Connected element Labeling (CCL).
- CMOS image sensing.

Connected element Labeling is essential therefore on the label the objects or to be precise the obstacles within the path therefore after we acquire the image and once the image is segmental, the morphological gap removes tiny artifacts. The next operation is that the connected element labeling (CCL). The CCL analyzes the binary image, appearance for teams of connected pixels and labels them. Then the tagged objects are processed to calculate their characteristic options like dimension, height, position, which can be utilized by future stages of the process e.g., by the candidate's choice.

For the choice of candidates, it's attainable to use numerical or applied mathematics ways. The authors applied the distribution of pedestrian's facet magnitude relations (height to dimension ratio) from and elite the vary of this ratio from 1.3 to 4.3.

If the ROI is generated the article classification ought to be performed. This can be the crucial stage that powerfully affects the ultimate quality of pedestrian recognition. The primary step here is that the feature extraction. By this, it's attainable to cut back the quantity of information that describes the article. For the feature extraction, we can use e.g.: bar graph of headed gradients (HOG), form context, and ID/2D HAAR remodel. Within the bestowed system the

HOG was used. This methodology calculates gradients and forms histograms of the orientation of the gradients.

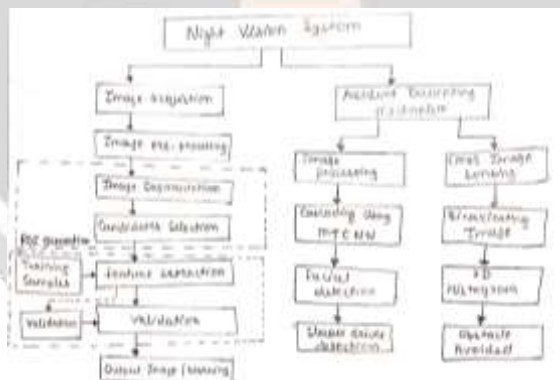


Fig 5. Obstacle detection by image and video processing.

V. CMOS IMAGE SENSING

A device within the center of the front of the automaton was mounted with CMOS image detector, which was accustomed to capture image info to see whether or not a little obstacle was before of the automaton. What is more, a 320x240 graphics mode liquid crystal display was put in on high of the automaton because of the man-machine interface. The binarized component knowledge when image 2014 Tenth International Conference on Intelligent info concealing and transmission Signal process 978-1-4799-5390-5/14 \$31.00©2014IEEEexecutivedepartmentten.1109/IIH-MSP.2014.245 977 978 processes by the embedded microcontroller and therefore the management info were all be displayed on this digital display. The ability supply of the wheeled mobile automaton was the servo motors that were fastened within the left and right wheels, that were accustomed to management the procession, backward motion, left and right turns, and different connected actions, of the automaton. Additionally, a TDCM3 electronic compass, made by Top team Technology, was put in on the particular vehicle to get the azimuth angle of automaton.




Fig 6. Quantized sample images of the obstacles in the path

A. Quantization of Image Information of Obstacles

During this investigation, CMOS image sensors area unit used to find little obstacles. To cut back the machine quality of the image process, the information compression technique was used here in for image quantization and eliminating image noise. Throughout compression, the initial image, a complete of eighty-eight and a hundred and forty-four pixels on dimension and height, was divided into 11x18 units of 8x8 pixels, with a complete of sixty-four pixels in every unit. If quite five-hundredths of the pixels (32 pixels) in an exceedingly unit area unit black grid points (“1”), then that unit is taken into account to be associate degree obstacle block. All pixels there in unit area to be treated as having a worth of “1”; different units area thought-about to represent a channel while not obstacles, and every one pixel in this area unit treated as having a worth of “0”. The compression grid purpose approach not solely has the impact of eliminating noise, however also can scale back the machine load, promoting the embedded microcontroller because of the work platform in numerous applications. Figure 3 shows a video image captured by the CMOS image detector. The image includes 3 obstacles, however, a channel on that the automaton will travel is determined. When pre-processing of the image, the binarization graphics are often obtained for the show within the graphic model of the digital display. Following the compression process, the initial image is split into a graphic of eleven x eighteen units, as bestowed in Fig. 4. The processed graphic is named associate degree obstacle image distribution map. When cacophonous, the coordinate axis represents the dimension of the image that is that the distance between the 2 obstacles; the coordinate axis represents the depth of the image, that is that the distance between the obstacle and therefore the CMOS.

i. Sampling of obstacle image

For obstacle detection the image 1st has to be preprocessed and so sampled the sampling algorithmic program that we tend to area unit victimization is that the dual-tree advanced moving ridge rework (DCWT) Main article: advanced moving ridge rework The dual-tree advanced moving ridge rework (CWT) could be a comparatively recent improvement to the separate moving ridge rework (DWT), with vital extra properties: it nearly shifts invariant and directionally selective in 2 and better dimensions. It achieves this with a redundancy issue of solely vogue 2^2 considerably under the undecimated DWT. The multidimensional (M-D) dual-tree CWT is not severable however relies on a computationally economical, severable filter bank (FB).

VI. FACIAL RECOGNITION USING MTCNN

For any level of safety of the vehicle and also the driver another level of security feature is extra therefore on avoid the alcoholic driver to let him drive or if the driver feels sleepy headed or dizzy the safety feature simply stops the vehicle with its flashlamps on. This can be achieved through “Facial recognition” victimization Multipoint Face Detection and Alignment Victimization Multi-task Cascaded Convolutional Networks (MTCNN). This methodology was planned by Kaipeng Zhang et al. in their paper ‘Joint Face Detection and Alignment victimization Multi-task Cascaded Convolutional Networks’, IEEE Signal process Letters, Volume: twenty-three Issue: ten.

They propose a brand new framework that contains 3 stages to perform face detection and facial landmark detection at the same time. With in the 1st stage, it'll propose many candidate windows quickly through a shallow CNN. After that, the second network can refine the windows to reject an oversized variety of non-faces windows through a lot of advanced CNN. Finally, it uses a lot of powerful CNN to refine the result and output of facial landmarks positions. Given a picture, they use the image pyramid so they need the image on multiple scales. Then the image is given as input to the subsequent three-stage cascaded framework.

In the 1st stage, a convolutional network that is termed Proposal Network (P-Net) is employed to get planned regions and their bounding box regression vectors. The obtained regression vectors are employed to calibrate the planned regions so apply non-maxima suppression (NMS) to merge extremely overlapped regions. All planned regions are going to be fed to a different CNN that is termed Refine Network (R-Net), which can reject an oversized variety of false candidates, performs another activity with bounding box regression and additionally, NMS candidate merge.

In the last stage, it's almost like the second stage and is termed Output Network (O-Net). To moreover describe face in detail, they additionally output 5 facial landmarks positions.

Annotation	Feature	-45°	-30°	-15°	+15°	+30°	+45°	Mean	0°
Manual	Gabor	63.5	69.3	79.7	75.6	71.6	54.6	69.1	80.0
	RL [11]	66.1	78.9	91.4	90.0	82.5	62.0	78.5	94.3
	PIP [11]	63.0	77.5	90.5	89.8	80.0	59.5	76.81	94.1
Automatic	MVP [12]	75.2	83.4	93.3	92.2	83.9	70.6	83.1	95.1
	Holistic	73.8	87.5	95.0	95.1	90.0	76.2	80.3	98.1
	Local	79.0	91.6	98.2	97.9	92.6	81.3	90.2	99.4
Manual	Holistic	80.8	88.9	96.7	97.6	93.5	81.1	89.7	98.1
	Local	81.1	93.3	97.7	98.0	93.3	82.4	91.8	99.4

Fig 7. Face recognition rate (%) on different angle.

It is mentioned in their paper, if square measure victimization the subsequent loss operate in their network: Categorical Cross-Entropy Loss : this loss is employed to perform face classification for the planned regions a geometrician Loss: this loss is employed to perform bounding-box regression and facial landmark regression Eigenfaces is that the name was given to a group of eigenvectors once they are employed in the pc vision downside of face recognition. The approach of victimization eigenfaces for recognition was developed by Sirovich and Kirby (1987) and utilized by Matthew Turk and Alex Pentland in face classification. The eigenvectors area unit derived from the variance matrix of the likelihood distribution over the high-dimensional vector area of face pictures. The eigenfaces themselves type a basis set of all pictures accustomed to construct the variance matrix. This produces dimension reduction by permitting the smaller set of basis pictures to represent the initial coaching pictures. Classification will be achieved by comparison however faces area unit pictured by the premise set.

VII. MATLAB CODE

```

clear all;
closes all;
load yalefaces
[h,w,n] = size(yalefaces);
d = h*w;
% vectorize pictures
x = reshape (yalefaces,[d n]);
x = double(x);
%subtract mean
Mean_matrix = mean(x,2);
x = bsxfun (@minus, x, mean_matrix);
% calculate variance
s = cov (x');
% obtain eigenvalue & eigenvector
[V, D] = eig(s);
eigval = diag(D);
% sort eigenvalues in raining order
eigval = eigval(end :-1:1);
V = fliplr(V);
% show mean and 1th through fifteenth principal eigenvectors
figure,subplot(4,4,1)
imagesc(reshape(mean_matrix, [h,w]))
colormap grey
for i = 1:15
subplot (4,4,i+1)
imagesc(reshape(V(:,i),h,w))
end

```

This system can truly offer buzzer sound if an automobile driver is intoxicated. AN alert is given to the driver and notification is distributed to the admin. The driver's alcohol consumption is additionally measured by victimization an alcohol sensing element. The alcohol sensing element detects the amount of alcohol if someone's breath. This alcohol sensing element is appropriate for police investigation alcohol concentration on your breath, a bit like your common breathalyzer. it's a high sensitivity and quick latency. The sensing element delivers AND analog resistive output supported alcohol concentration. It offers an output worth zero and one. The zero states that ordinary state and one offers tuned in to the person.

All the driving force connected information area unit maintained its info, the MySQL info system is employed that advanced options of Raspberry-Pi. Raspberry is connected to light-emitting diode and buzzer modules. Suppose the driving force is entertained, subsequently sound contends and also the signal is given. User driver statistics area unit is synchronal to the server.

VIII. CONCLUSION

The higher than planned system provides the total-fledged way to detect and avoid obstacles within the path. Concludingly the algorithms that were employed in the systems were reaches the excellent quality of detection. The system uses CMOS image sensing with a night vision system for avoiding obstacles.

The accidents aren't created it happens unexpectedly, and during this case, the driver's square measures the important role. the system permits to settle on Associate in Nursing economical method to recognize the driver temporary state MTCCN is employed for the facial recognition helps the driver to drive the automotive effectively all the algorithms used square measure, low value and effectively. Further works during this direction could get to boost the segmentation vary and apply prime the video sequences.

References

- [1] Hossam M. Sherif, M. Amer Shedid, Samah A. Senbel " Real time Traffic Accident Detection System using Wireless Sensor Network" presented at IEEE in 2014.
- [2] Philo Stephy A, Preethi C and K.Mohana Prasad "Analysis of Vehicle Activities and Live Straming using IOT" International Conference on Communication and signal Processing, April 4-6,2019,india.
- [3] Vaibhav Rathod, Prof Mrs. Ranjana Agarwal "Camera based Driver Distraction System using Imgae Processing" presented at 2018 IEEE.
- [4] Karol Piniarski, Pawel Pawlowski, Adam Dabrowski " pedestrian Detection by video processing in automotive night vision system" presented at 2014 IEEE
- [5] Gargi Desai, Sagar Jakharia, Vishal Ambre, Snehal Sherkhane "Smart Road Surveillance Using Image Processing" presented at 2017 IEEE
- [6] Thathupara Subramanyan , Kavya ,Erdenetuya Tsogtbaatar, Young-Min Jang, sSang-Bock Cho "Night-time Vehicle Detcetion Based on Brake/Tail Light Color" presented at IEEE 2018