

IMA REPORT

Nomenclature of the garnet supergroup

EDWARD S. GREW,^{1,*} ANDREW J. LOCOCK,² STUART J. MILLS,^{3,†} IRINA O. GALUSKINA,⁴
EVGENY V. GALUSKIN,⁴ AND ULF HÄLENIUS⁵

¹School of Earth and Climate Sciences, University of Maine, Orono, Maine 04469, U.S.A.

²Department of Earth and Atmospheric Sciences, University of Alberta, Edmonton, Alberta T6G 2E3, Canada

³Geosciences, Museum Victoria, GPO Box 666, Melbourne 3001, Victoria, Australia

⁴Faculty of Earth Sciences, Department of Geochemistry, Mineralogy and Petrography, University of Silesia, Będzińska 60, 41-200 Sosnowiec, Poland

⁵Swedish Museum of Natural History, Department of Mineralogy, P.O. Box 50 007, 104 05 Stockholm, Sweden

ABSTRACT

The garnet supergroup includes all minerals isostructural with garnet regardless of what elements occupy the four atomic sites, i.e., the supergroup includes several chemical classes. There are presently 32 approved species, with an additional 5 possible species needing further study to be approved. The general formula for the garnet supergroup minerals is $\{X_3\}[Y_2](Z_3)\varphi_{12}$, where X , Y , and Z refer to dodecahedral, octahedral, and tetrahedral sites, respectively, and φ is O, OH, or F. Most garnets are cubic, space group $Ia\bar{3}d$ (no. 230), but two OH-bearing species (henritermierite and holtstamite) have tetragonal symmetry, space group, $I4_1/acd$ (no. 142), and their X , Z , and φ sites are split into more symmetrically unique atomic positions. Total charge at the Z site and symmetry are criteria for distinguishing groups, whereas the dominant-constituent and dominant-valency rules are critical in identifying species. Twenty-nine species belong to one of five groups: the tetragonal henritermierite group and the isometric bitikleite, schorlomite, garnet, and berzeliite groups with a total charge at Z of 8 (silicate), 9 (oxide), 10 (silicate), 12 (silicate), and 15 (vanadate, arsenate), respectively. Three species are single representatives of potential groups in which Z is vacant or occupied by monovalent (halide, hydroxide) or divalent cations (oxide). We recommend that suffixes (other than Levinson modifiers) not be used in naming minerals in the garnet supergroup. Existing names with suffixes have been replaced with new root names where necessary: bitikleite-(SnAl) to bitikleite-(SnFe) to dzhuluite, bitikleite-(ZrFe) to usturite, and elbrusite-(Zr) to elbrusite. The name hibschite has been discredited in favor of grossular as Si is the dominant cation at the Z site. Twenty-one end-members have been reported as subordinate components in minerals of the garnet supergroup of which six have been reported in amounts up to 20 mol% or more, and, thus, there is potential for more species to be discovered in the garnet supergroup. The nomenclature outlined in this report has been approved by the Commission on New Minerals, Nomenclature and Classification of the International Mineralogical Association (Voting Proposal 11-D).

Keywords: Garnet group, schorlomite group, bitikleite group, berzeliite group, henritermierite group, katoite, nomenclature, crystal chemistry

INTRODUCTION

The garnets pose somewhat different nomenclature problems than other mineral supergroups recently considered for nomenclature review, i.e., sapphirine (Grew et al. 2008), apatite (Pasero et al. 2010), pyrochlore (Atencio et al. 2010), tourmaline (Henry et al. 2011), and amphibole (Hawthorne et al. 2012), where a supergroup is defined as “consisting of two or more groups that have essentially the same structure and composed of chemically similar elements” (Mills et al. 2009). Compared to the structures of the minerals in these groups, the archetypal garnet structure, cubic space group $Ia\bar{3}d$ (no. 230) has few sites: only three cationic and one anionic (e.g., Menzer 1928; Novak and Gibbs 1971; Merli et al. 1995; Geiger 2008), and the most common garnets have relatively simple chemical compositions.

However, the garnet structure is remarkably flexible in a chemical sense: 53 elements were reported in the Inorganic Crystal Structure Database (Allmann and Hinek 2007) and five more are reported in synthetic garnets (Geller 1967; Ronniger and Mill’ 1973; Yudintsev 2003; Yudintsev et al. 2002; Utsunomiya et al. 2005). In the period 2009–2010, 10 new species of garnet, with constituents such as Sc, Y, Sn, Sb, and U, which have not been previously reported in significant quantities in natural garnet, were approved by the Commission on New Minerals, Nomenclature and Classification (CNMNC) of the International Mineralogical Association (IMA), resulting in a nearly 50% increase in the number of accepted species with the garnet structure. There are four more possible species, bringing to 26 the number of elements essential to defining existing and possible mineral species with the garnet structure.

In view of this situation, it seemed an opportune time to convene a subcommittee to review the nomenclature of garnets. The garnet group traditionally included only silicate minerals (e.g.,

* Chair, E-mail: esgrew@maine.edu

† Vice-Chair.

Yakovlevskaya 1972; Strunz and Nickel 2001; Back and Mandarino 2008). However, there are minerals from other classes, such as arsenates, vanadates, oxides, and even fluorides that are isostructural with the silicate garnets, and whose major constituents show chemical similarities with constituents in silicate garnets, i.e., these minerals meet the criteria for inclusion in a broader entity, the garnet supergroup (Mills et al. 2009). McConnell (1942) introduced the term “garnetoid” to “designate those substances which are not primarily silicates but have structures similar to that of true garnets,” such as “hydrogarnet,” berzeliite and the phosphate griphite (Headden 1891). It does not appear that garnetoid was discredited as a group name (Clark 1993), but our preference is to use the term garnet for the supergroup. Rinaldi (1978) showed that griphite is not isostructural with garnet, although he found that there are some structural features in common, which were also discussed by Sokolova and Hawthorne (2002), and thus griphite is not considered to be a garnet. In addition, the silicate mineral wadalite had been thought to be related to garnet because of similarities in cell dimensions and diffraction intensities (Feng et al. 1988; Tsukimura et al. 1993; Glasser 1995). Although wadalite lacks a center of symmetry, so that the single tetrahedral site found in grossular is split in wadalite into two sites, one of which is vacant, it still can be considered a derivative of grossular, but Glasser (1995) emphasized the much closer relationship of wadalite to mayenite. Recent crystal structure refinements make no mention of a relationship of wadalite or mayenite to garnet (Boysen et al. 2007; Iwata et al. 2008; Ma et al. 2011), and the structural relationship between garnet and wadalite (or mayenite) is sufficiently distant that these minerals are not included in the garnet supergroup. The so-called “tetragonal almandine-pyrope phase” (TAPP) has the stoichiometry, but not the structure of garnet (Harris et al. 1997; Finger and Conrad 2000), i.e., TAPP has edges shared between tetrahedra and octahedra, a feature not found in garnet (see below) and thus is not considered further in this report. Similarly, although some natural and synthetic arsenates of the alluaudite group, e.g., caryinite, are approximately polymorphous with the garnet supergroup mineral manganberzeliite (Ercit 1993; Khorari et al. 1995, 1997), the structures of alluaudite-group compounds are too different from garnet to warrant further consideration of the alluaudite group in this report.

Twenty-nine of the thirty-two approved species of the garnet supergroup are divided here into five groups on the basis of the total charge of cations at the tetrahedral site, leaving three ungrouped species (Table 1); four potential new species can be accommodated in two of these groups (see below). One group is also distinguished on the basis of symmetry: the tetragonal henritermierite group (Fig. 1a). The classification in Table 1 keeps the number of groups at a practical level that still reflects crystal-chemical relationships. Table 1 also gives the class for the five groups and ungrouped species to emphasize that the garnet supergroup comprises not only silicates (Figs. 1a, 1c, 1d, and 1e), but also a halide (Fig. 1b), hydroxides, oxides, vanadates, and arsenates (Fig. 1g). The groups are listed in order of increasing charge of cations that occupy the Z site of the end-members. Species within each group are listed as end-members with increasing atomic number of the Z site, followed by increasing atomic number of the Y site and last, by increasing

atomic number of the X site, whereas species with joint occupancies at the Y site are placed last. Table 2 lists the 32 species as end-members in the same order and compares formulas given in the 2009 list (updated in 2012) of minerals approved by the CNMNC with the end-member formulas approved with the classification presented here.

Subdivision of the groups into mineral subgroups or mineral series is not recommended, as these terms should be reserved for homologous or polysomatic series (Mills et al. 2009). This restriction constitutes another rationale for discouraging the traditional division of the garnet group into the “pyralspite” and “ugrandite” species (Winchell 1933) or series (Strunz and Nickel 2001), although there could be some fundamental structural differences that limit solid solution between the two groupings (e.g., Ungaretti et al. 1995; Boiocchi et al. 2012; cf. Geiger 2008).

Our procedure for distinguishing species relies heavily on the dominant-valency rule, which is an extension of the dominant-constituent rule (Hatert and Burke 2008). The latter rule states that species designation is based on the dominant constituent at a given crystallographic site, which works well when all constituents have the same valence. However, when ions at a given crystallographic site have different valences, it is essential that the dominant valence be determined first, and then species and group designation is determined by the dominant ion having this valence. Traditionally, identifying a garnet species has

TABLE 1. A classification of the 32 approved species in the garnet supergroup

| Z charge | GROUP or species name | Class | X | Y | Z | φ |
|----------|-----------------------|--------------------|-------------------------------|--|---------------------------------|----------------------------------|
| 0 | Katoite | Hydroxide | Ca ₃ | Al ₃ | □ | (OH) ₁₂ |
| 3 | Cryolithionite | Halide | Na ₃ | Al ₂ | Li ₃ | F ₁₂ |
| 6 | Yafsoanite | Oxide | Ca ₃ | Te ₂ ²⁺ | Zn ₃ | O ₁₂ |
| 8 | HENRITERMIERITE | Silicate | | | | |
| | Holtstamite | | Ca ₃ | Al ₂ | Si ₂ □ | O ₈ (OH) ₄ |
| | Henritermierite | | Ca ₃ | Mn ₃ ²⁺ | Si ₂ □ | O ₈ (OH) ₄ |
| 9 | BITIKLEITE | Oxide | | | | |
| | Bitikleite | | Ca ₃ | Sb ⁵⁺ Sn ⁴⁺ | Al ₃ | O ₁₂ |
| | Usturite | | Ca ₃ | Sb ⁵⁺ Zr | Fe ₃ ³⁺ | O ₁₂ |
| | Dzhuluite | | Ca ₃ | Sb ⁵⁺ Sn ⁴⁺ | Fe ₃ ³⁺ | O ₁₂ |
| | Elbrusite | | Ca ₃ | U _{0.5} ⁶⁺ Zr _{1.5} | Fe ₃ ³⁺ | O ₁₂ |
| 10 | SCHORLOMITE | Silicate | | | | |
| | Kimzeyite | | Ca ₃ | Zr ₂ | SiAl ₂ | O ₁₂ |
| | Irinarassite | | Ca ₃ | Sn ₂ ⁴⁺ | SiAl ₂ | O ₁₂ |
| | Schorlomite | | Ca ₃ | Ti ₂ | SiFe ₂ ³⁺ | O ₁₂ |
| | Kerimasite | | Ca ₃ | Zr ₂ | SiFe ₂ ³⁺ | O ₁₂ |
| | Toturite | | Ca ₃ | Sn ₂ ⁴⁺ | SiFe ₂ ³⁺ | O ₁₂ |
| 12 | GARNET | Silicate | | | | |
| | Menzerite-(Y) | | Y ₂ Ca | Mg ₂ | Si ₃ | O ₁₂ |
| | Pyrope | | Mg ₃ | Al ₂ | Si ₃ | O ₁₂ |
| | Grossular | | Ca ₃ | Al ₂ | Si ₃ | O ₁₂ |
| | Spessartine | | Mn ₃ ²⁺ | Al ₂ | Si ₃ | O ₁₂ |
| | Almandine | | Fe ₃ ³⁺ | Al ₂ | Si ₃ | O ₁₂ |
| | Eringaite | | Ca ₃ | Sc ₂ | Si ₃ | O ₁₂ |
| | Goldmanite | | Ca ₃ | V ₂ ³⁺ | Si ₃ | O ₁₂ |
| | Momoiite | | Mn ₃ ²⁺ | V ₂ ³⁺ | Si ₃ | O ₁₂ |
| | Knorringtonite | | Mg ₃ | Cr ₂ ³⁺ | Si ₃ | O ₁₂ |
| | Uvarovite | | Ca ₃ | Cr ₂ ³⁺ | Si ₃ | O ₁₂ |
| | Andradite | | Ca ₃ | Fe ₂ ³⁺ | Si ₃ | O ₁₂ |
| | Calderite | | Mn ₃ ²⁺ | Fe ₂ ³⁺ | Si ₃ | O ₁₂ |
| | Majorite | | Mg ₃ | SiMg | Si ₃ | O ₁₂ |
| | Morimotoite | | Ca ₃ | TiFe ₂ ⁴⁺ | Si ₃ | O ₁₂ |
| 15 | BERZELIITE | Vanadate, arsenate | | | | |
| | Schäferite | | Ca ₂ Na | Mg ₂ | V ₃ ⁵⁺ | O ₁₂ |
| | Palenzonaite | | Ca ₂ Na | Mn ₂ ²⁺ | V ₃ ⁵⁺ | O ₁₂ |
| | Berzeliite | | Ca ₂ Na | Mg ₂ | As ₃ ⁵⁺ | O ₁₂ |
| | Manganberzeliite | | Ca ₂ Na | Mn ₂ ²⁺ | As ₃ ⁵⁺ | O ₁₂ |

Notes: Formulas are given in the form {X₃}[Y₂](Z₃)φ₁₂. Group names are given in capitals.



FIGURE 1. Photographs of representative garnet supergroup minerals illustrating the diversity in appearance exhibited by the supergroup. **(a)** Holtstamite, formula $\{Ca_3\}[Al,Mn^{3+}](Si_2)(\square)O_8(OH)_4$, as a yellow brown crystal between grains of Mn- and Cu-rich vesuvianite (purplish black) and calcite (white) in the holotype specimen from Wessels Mine, South Africa. Swedish Museum of Natural History specimen no. 19960380. Photo by U. Hålenius. **(b)** Cryolithionite, end-member formula $\{Na_3\}[Al_2](Li_3)F_{12}$: a transparent, colorless single grain in yellowish-white fine-grained cryolite. Specimen size is $4.5 \times 2 \times 1.7$ cm. From the type locality, Ivigtut Cryolite deposit, Ivittuut (Ivigtut), Kitaa, Greenland. Pavel M. Kartashov collection and photograph. **(c)** Grossular, end-member formula $\{Ca_3\}[Al_2](Si_3)O_{12}$: a trapezohedron $\{211\}$, 3.5 cm across on the left and crystals in a cyclic intergrowth on the right, from the type locality, Wiluy River, Sakha-Yakutia Republic, Russia. The distinctive brown color is due a 30–50 μm zone of brown andradite a short distance under the crystal faces. Evgeny and Irina Galuskin collection and Evgeny Galuskin photograph. **(d)** Uvarovite, end-member formula $\{Ca_3\}[Cr_3^{3+}](Si_3)O_{12}$: green dodecahedral crystals on chromite, from the type locality, Saranovskii Mine, Permskaya Oblast, Middle Urals, Russia. Largest crystal is 4 mm across. Museum of the Faculty of Earth Sciences, University of Silesia, no. WNoZ/M/9/19. Evgeny Galuskin photograph. **(e)** Almandine, end-member formula $\{Fe_3\}[Al_2](Si_3)O_{12}$: a crystal group 2.5 cm across on granite, Mount Lady Franklin, Barnawartha, Victoria, Australia. Museum Victoria registration no. M34200. Frank Coffa photograph. **(f)** Schorlomite, end-member formula $\{Ca_3\}[Ti_2](SiFe_3^{3+})O_{12}$: an incomplete crystal from the type locality, Magnet Cove, Hot Spring County, Arkansas. E.S. Grew collection and photograph. **(g)** Manganberzeliite, end-member formula $\{Ca_2Na\}[Mn_2^{2+}](As_3^+)O_{12}$, from the type locality, Långban, Sweden. The largest crystals are 3 mm across. Swedish Museum of Natural History specimen no. 19170722. M. Cooper photograph.

relied heavily on the proportion of end-member components, and therefore depended on a specific sequence of calculating end-member proportions: garnet end-member proportions constitute an underdetermined system from the point of view of linear algebra: there are more end-members than oxides (e.g., Rickwood 1968; Locock 2008).

The purpose of this report is to present the essential elements of garnet nomenclature, to define concepts that are central to

TABLE 2. Former formulas and end-member formulas approved in the present report

| Name | Former formula | Approved end-member formula |
|------------------|--|---|
| Katoite | $Ca_3Al_2(SiO_4)_{3-x}(OH)_x$ ($x = 1.5-3.0$) | $\{Ca_3\}[Al_2](\square)(OH)_{12}$ |
| Cryolithionite | $Na_3Al_2(LiF_4)_3$ | $\{Na_3\}[Al_2](Li_3)F_{12}$ |
| Yafsoanite | $Ca_3Te_2Zn_3O_{12}$ | $\{Ca_3\}[Te_2^4](Zn_3)O_{12}$ |
| Holtstamite | $Ca_3Al_2(SiO_4)_2(OH)_4$ | $\{Ca_3\}[Al_2](Si_2)(\square)O_8(OH)_4$ |
| Henritermierite | $Ca_3(Mn^{3+})_2(SiO_4)_2(OH)_4$ | $\{Ca_3\}[Mn_2^{3+}](Si_2)(\square)O_8(OH)_4$ |
| Bitikleite* | $Ca_3SbSnAl_3O_{12}$ | $\{Ca_3\}[Sb^{5+}Sn^{4+}](Al_3)O_{12}$ |
| Usturite* | $Ca_3SbZrFe_3O_{12}$ | $\{Ca_3\}[Sb^{5+}Zr](Fe_3^+)O_{12}$ |
| Dzhuluite* | $Ca_3(SnSb^{5+})Fe_3^+O_{12}$ | $\{Ca_3\}[Sb^{5+}Sn^{4+}](Fe_3^+)O_{12}$ |
| Elbrusite* | $Ca_3(U^{6+}Zr)(Fe_3^+Fe^{2+})O_{12}$ | $\{Ca_3\}[U_3^{6+}Zr_1](Fe_3^+)O_{12}$ |
| Kimzeyite | $Ca_3(Zr,Ti)_2(Si,Al,Fe^{3+})_3O_{12}$ | $\{Ca_3\}[Zr_2](SiAl_2)O_{12}$ |
| Irinarassite | $Ca_3Sn_2Al_2SiO_{12}$ | $\{Ca_3\}[Sn_2^4](SiAl_2)O_{12}$ |
| Schorlomite | $Ca_3(Ti,Fe^{3+})_2[(Si,Fe)O_4]_3O_{12}$ | $\{Ca_3\}[Ti_2](SiFe_3^+)O_{12}$ |
| Kerimasite | $Ca_3Zr_2(Fe_3^+Si)O_{12}$ | $\{Ca_3\}[Zr_2](SiFe_3^+)O_{12}$ |
| Totirite | $Ca_3Sn_2Fe_2SiO_{12}$ | $\{Ca_3\}[Sn_2^4](SiFe_2^+)O_{12}$ |
| Menzerite-(Y) | $\{CaY_2\}[Mg_2](Si_3)O_{12}$ | $\{Y_2Ca\}[Mg_2](Si_3)O_{12}$ |
| Pyrope | $Mg_3Al_2(SiO_4)_3$ | $\{Mg_3\}[Al_2](Si_3)O_{12}$ |
| Grossular | $Ca_3Al_2(SiO_4)_3$ | $\{Ca_3\}[Al_2](Si_3)O_{12}$ |
| Spessartine | $(Mn^{2+})_3Al_2(SiO_4)_3$ | $\{Mn_3^2\}[Al_2](Si_3)O_{12}$ |
| Almandine | $(Fe^{2+})_3Al_2(SiO_4)_3$ | $\{Fe_3^2\}[Al_2](Si_3)O_{12}$ |
| Eringaite | $Ca_3Sc_2(SiO_4)_3$ | $\{Ca_3\}[Sc_2](Si_3)O_{12}$ |
| Goldmanite | $Ca_3(V^{3+})_2(SiO_4)_3$ | $\{Ca_3\}[V_2^3](Si_3)O_{12}$ |
| Momoiite | $(Mn^{2+},Ca_3)(V^{3+},Al)_2Si_3O_{12}$ | $\{Mn_3^2\}[V_2^3](Si_3)O_{12}$ |
| Knorringite | $Mg_3Cr_2(SiO_4)_3$ | $\{Mg_3\}[Cr_2^3](Si_3)O_{12}$ |
| Uvarovite | $Ca_3Cr_2(SiO_4)_3$ | $\{Ca_3\}[Cr_2^3](Si_3)O_{12}$ |
| Andradite | $Ca_3(Fe^{3+})_2(SiO_4)_3$ | $\{Ca_3\}[Fe_2^3](Si_3)O_{12}$ |
| Calderite | $(Mn^{2+})_3(Fe^{3+})_2(SiO_4)_3$ | $\{Mn_3^2\}[Fe_2^3](Si_3)O_{12}$ |
| Majorite | $Mg_3(Fe^{2+},Si)_2(SiO_4)_3$ | $\{Mg_3\}[SiMg](Si_3)O_{12}$ |
| Morimotoite | $Ca_3(Ti,Fe^{2+},Fe^{3+})_2(Si,Fe^{3+})_3O_{12}$ | $\{Ca_3\}[TiFe^{2+}](Si_3)O_{12}$ |
| Schäferite | $NaCa_2Mg_2(VO_4)_3$ | $\{Ca_2Na\}[Mg_2](V_3^+)O_{12}$ |
| Palenzonaite | $NaCa_2(Mn^{2+})_2(VO_4)_3$ | $\{Ca_2Na\}[Mn_2^{2+}](V_3^+)O_{12}$ |
| Berzeliite | $NaCa_2Mg_2(AsO_4)_3$ | $\{Ca_2Na\}[Mg_2](As_3^+)O_{12}$ |
| Manganberzeliite | $NaCa_2(Mn^{2+})_2(AsO_4)_3$ | $\{Ca_2Na\}[Mn_2^{2+}](As_3^+)O_{12}$ |

Note: Former names from IMA-CNMC List of Mineral Names compiled in March 2009 by E.H. Nickel and M.C. Nichols and from the Official IMA list of mineral names (updated from March 2009 list) at <http://pubsites.uws.edu.au/ima-cnmc/>. Names of minerals approved after the list was published are taken from the original description.

* Table 5 lists the names under which these four minerals were originally described.

garnet classification, and to provide practical guidelines for application of the nomenclature in distinguishing species. The nomenclature outlined in this report has been approved by the CNMC (Voting proposal 11-D, April 3, 2012).

CRYSTALLOGRAPHIC AND CRYSTAL-CHEMICAL ASPECTS OF GARNET-SUPERGROUP MINERALS

In the structure of cubic garnets (e.g., Menzer 1928; Novak and Gibbs 1971; Hawthorne 1981; Merli et al. 1995; Geiger 2008), space group $Ia\bar{3}d$ (no. 230), there are only four symmetrically unique atomic sites (not including hydrogen): dodecahedral $\{X\}$, octahedral $[Y]$, and tetrahedral (Z) cation sites, as well as an anionic site designated φ to indicate O, OH, and F, giving a generalized chemical formula for the garnet supergroup, $\{X_3\}[Y_2](Z_3)\varphi_{12}$ (modified after Geller 1967). The three cation sites are at special positions fixed by symmetry, with the Wyckoff positions $24c$, $16a$, and $24d$, respectively, whereas the anion site is located at a general position, $96h$. The structure consists of alternating $Z\varphi_4$ tetrahedra and $Y\varphi_6$ octahedra, which share corners to form a three-dimensional framework (Fig. 2). Cavities enclosed in this framework have the form of triangular dodecahedra surrounding the X site (Novak and Gibbs 1971). Each anion is coordinated by one Z , one Y , and two X cations, resulting in a high percentage of shared edges between the dodecahedra on the one hand and the octahedra and tetrahedra on the other. However, the octahedra

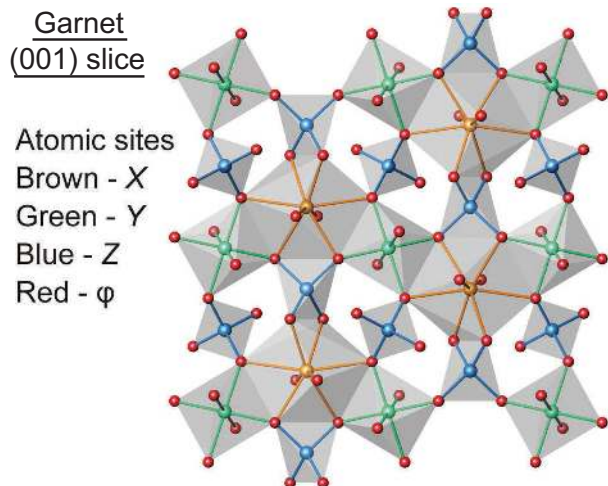


FIGURE 2. Portion of the garnet structure projected along [001].

and tetrahedra do not share edges with each other (cf. TAPP: Harris et al. 1997; Finger and Conrad 2000).

In hydrous garnets, the major mechanism of hydroxyl incorporation is by the coupled substitution $4\text{H}^{+2}\square \rightarrow \square^{+2}\text{Si}$, i.e., the hydrogen ions occupy a separate site of general symmetry (Wyckoff position 96*h*) coordinated to O defining the tetrahedral site, which is vacant (e.g., Ferro et al. 2003; Lager et al. 1987, 1989). The hydrogen ions lie approximately on the faces of the tetrahedron of O around a vacant center, as do the deuterium ions shown in Figure 3. The O-H and O-D distances reported for minerals or their synthetic analogues range from 0.65 Å in synthetic deuterium katoite (X-ray diffraction, Lager et al. 1987) and 0.68 Å in natural katoite (X-ray diffraction, Sacerdoti and Passaglia 1985) to 0.75 Å in henritermierite (X-ray diffraction, Armbruster et al. 2001) to 0.904–0.95 Å in synthetic katoite (neutron diffraction, Lager et al. 1987; Cohen-Addad et al. 1967). Allowing that O-H and O-D distances obtained by X-ray diffraction are shorter than those obtained by neutron diffraction, Lager et al. (1987) concluded that the reported distances are consistent with isolated OH groups (lacking H-bonding) and assumed that the residual density located near oxygen can be attributed to the displaced (bonding) electron between O and H and not to the hydrogen itself.

However, compositional data, nuclear magnetic resonance (NMR) spectra, and infrared (IR) spectra have been cited as evidence for multiple H occupancy in grossular and garnets in the hydrogrossular series. Cation vacancies at the X and Y sites calculated from electron microprobe analyses without direct determination of H₂O have been cited as evidence for the presence of H in these polyhedra, either without crystallographic data (Birkett and Trzcinski 1984), or in conjunction with single-crystal refinements of Ca, Al, Fe, and Si, whereas H could be located only in a few of the crystals studied and not quantified (Basso et al. 1984a, 1984b; Basso and Cabella 1990). Kalinichenko et al. (1987) interpreted NMR spectra obtained on a grossular to indicate 2H in the octahedra and 1H in the tetrahedra. In a comprehensive IR study of the hydrogrossular series, Rossman and Aines (1991) reported that samples containing substantial

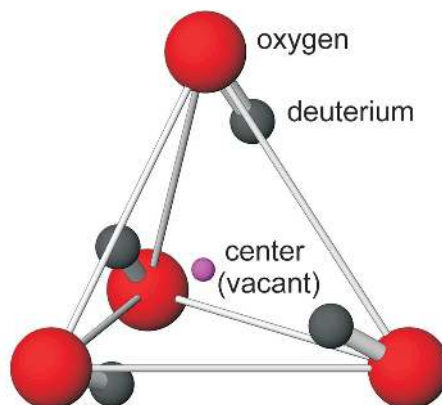


FIGURE 3. Local coordination environment of the tetrahedral position from the low-*T* (200 K) refinement of synthetic deuterated katoite (Lager et al. 1987) showing that the deuterium ions are approximately on the faces of the O tetrahedron and ~1.3 Å from the ideal tetrahedral cation position, which is vacant. O-O distances shown as thin rods, O-D bonds as thick rods.

H (>11.7 wt% H₂O equivalent to >5.43 OH per formula unit) gave spectra consistent with the substitution $4\text{H}^{+2}\square \rightarrow \square^{+2}\text{Si}$, whereas samples with much less H (<3.6 wt% H₂O, mostly <0.5 wt%) gave 7 different types of IR spectra, suggesting OH groups were present in multiple site environments, an inference supported by NMR spectra on three grossular samples (Cho and Rossman 1993). On the basis of Fourier-transform IR spectra, Eeckhout et al. (2002) concluded that there is no evidence for a multisite OH substitution in spessartine-almandine garnets from Brazilian pegmatites, leaving the hydrogarnet substitution as the only proposed mechanism for the incorporation of H. In summary, garnet samples in which concentrations of H are too low to be studied by conventional X-ray and neutron diffraction techniques give conflicting and equivocal results, whereas H-rich samples in which H can be determined by these techniques give data consistent with $4\text{H}^{+2}\square \rightarrow \square^{+2}\text{Si}$. Consequently, for nomenclature purposes, we have assumed that H is incorporated exclusively by $4\text{H}^{+2}\square \rightarrow \square^{+2}\text{Si}$.

The symmetry of garnet is predominantly isometric, space group $Ia\bar{3}d$ (no. 230) but the two species in the henritermierite group have tetragonal symmetry $I4_1/acd$ (no. 142), and the X, Z, and φ sites are split into more symmetrically unique sites, without altering the topology such that the idealized formula becomes $\{\text{Ca}_1\} \{\text{Ca}_2\} [\text{R}^{3+}] (\text{Si}_1)_2 (\square)_1 \text{O}_4 (\text{O}_3\text{H})_4$, where $\text{R}^{3+} = \text{Mn}$ or Al. Armbruster et al. (2001) concluded that Jahn-Teller distortion resulting from Mn³⁺ occupancy of Y and the arrangement of the hydroxyl tetrahedra are coupled, and together are responsible for the lowering to tetragonal symmetry in henritermierite. Moreover, stabilization of the Al-dominant analog holtstamite has been thought to require a minimum Mn³⁺ content, which is estimated to be at least 0.2 Mn³⁺ per formula unit (pfu), the amount reported in an isometric andradite (Armbruster 1995) and no more than 0.64 Mn³⁺ pfu, the lowest amount found in holtstamite, i.e., between 10 and 32% of the henritermierite end-member must be present to stabilize the tetragonal form (Hålenius 2004; Hålenius et al. 2005). However, these arguments are not supported by a Si-deficient spessartine containing no Mn³⁺, but showing $I4_1/acd$ symmetry attributed to (OH,F)₄ groups (Boiocchi et al. 2012),

implying symmetry lowering could have more than one cause.

In addition, there are numerous reports of natural garnets having orthorhombic, monoclinic, or triclinic symmetry, which have been attributed to crystal growth phenomena, multiple diffraction, strain, and/or cation ordering (e.g., Griffen et al. 1992; McAloon and Hofmeister 1993; Armbruster and Geiger 1993; Rossmann and Armbruster 1995; Hofmeister et al. 1998; Wildner and Andrut 2001; Shtukenberg et al. 2005; Frank-Kamenetskaya et al. 2007). As these structures have essentially the same topology, they are not regarded as separate species (Nickel and Grice 1998).

Table 3 gives the relative abundance of the generalized cations (R^{n+} with $n = 1-6$) and anions (φ^{1-} , φ^{2-}) at each of the sites reported in the $Ia\bar{3}d$ structure, and presents the major reported cation and anion substituents in natural garnets for each of the valence states of the ions. Table 4 summarizes significant heterovalent substitutions in natural garnet, as well as some chemical relations among species.

SPECIFIC NOMENCLATURE ISSUES IN THE GARNET SUPERGROUP

Historical information on the 32 approved species of the garnet supergroup is summarized in Appendix 1. A more complete list of 715 synonyms, varietal, obsolete, and discredited names applied to minerals in the garnet supergroup since antiquity has been compiled in Appendix 2¹. This list includes the synonyms

TABLE 3. Relative site abundances of cations and anions in garnet-supergroup minerals

| Site | Relative abundance of ions | Cations and anions at each site in order of relative abundance |
|-----------|---|--|
| X | $R^{2+} \gg R^{3+} \gg R^{1+} \gg R^{4+}$ | R^{2+} : Fe ~ Mn ~ Ca > Mg >> Pb R^{3+} : Y > HREE > LREE R^{1+} : Na R^{4+} : Th |
| Y | $R^{3+} > R^{4+} > R^{2+} > R^{5+} > R^{6+}$ | R^{3+} : Al ~ Fe > V, Cr, Mn > Sc >> Ga R^{4+} : Ti > Zr > Si, Sn R^{2+} : Mg > Fe, Mn R^{5+} : Sb, Nb R^{6+} : Te, U |
| Z | $R^{4+} > R^{3+} > R^{2+} \sim \square$ (vacancy) > R^{2+} , R^{1+} | R^{4+} : Si >> Ti > Ge R^{3+} : Fe ~ Al R^{2+} : As > V > P R^{1+} : Zn, Fe R^{1+} : Li |
| φ | $\varphi^{2-} \gg \varphi^{1-}$ | φ^{2-} : O φ^{1-} : OH > F |

Notes: The cations and anions shown in bold type represent the most common ions at these sites. HREE and LREE are heavy and light rare-earth elements, respectively, excluding Y.

TABLE 4. Significant garnet coupled heterovalent substitutions

| Generalized coupled substitution | Relationship |
|---|---|
| $\square + 4\varphi^{1-} \rightarrow {}^2\text{Si}^{4+} + 4\text{O}^{2-}$ | relates katoite, henritermierite and holtstamite to OH-free minerals in the garnet group |
| ${}^1R^{2+} + {}^1R^{4+} \rightarrow 2{}^1R^{3+}$ | relates morimotoite (⁶⁰ Ti) and majorite (⁶⁰ Si) to other garnet-group minerals |
| ${}^2R^{4+} + {}^1R^{3+} \rightarrow {}^2R^{3+} + {}^1R^{4+}$ | relates the schorlomite group to the garnet group |
| ${}^X(\text{Y, REE})^{3+} + {}^ZR^{3+} \rightarrow {}^XR^{2+} + {}^ZR^{4+}$ | introduces Y + REE as a YAG, $\{\text{Y}_3\}\text{Al}_2\text{O}_{12}$ -type component |
| ${}^X(\text{Y, REE})^{3+} + {}^1\text{Na}^{1+} \rightarrow 2{}^1R^{2+}$ | introduces Y + REE into garnet-group minerals |
| ${}^X(\text{Y, REE})^{3+} + {}^1R^{2+} \rightarrow {}^XR^{2+} + {}^1R^{3+}$ | relates menzerite-(Y) to other garnet-group minerals |
| ${}^1R^{5+} + {}^2R^{3+} \rightarrow {}^1R^{4+} + {}^2R^{4+}$ | relates bitikleite, dzhuluite and usturite with schorlomite-group minerals |
| ${}^10.5R^{5+} + {}^2R^{3+} \rightarrow {}^10.5R^{4+} + {}^2R^{4+}$ | relates elbrusite with schorlomite-group minerals |
| ${}^1\text{U}^{6+} + {}^2R^{2+} \rightarrow {}^1R^{4+} + {}^2R^{4+}$ | observed relationship between elbrusite and schorlomite group minerals (Fig. 4) |
| $0.5{}^4\text{Th}^{4+} + {}^2R^3 \rightarrow 0.5{}^4R^{2+} + {}^2R^{4+}$ | introduces Th into minerals of the bitikleite and schorlomite groups |
| ${}^1R^{4+} + 0.5{}^2V^{5+} \rightarrow 0.5{}^2R^{3+} + {}^1\text{Sb}^{5+}$ | introduces V into bitikleite |
| ${}^1R^{4+} + {}^2V^{5+} \rightarrow {}^1\text{U}^{6+} + {}^2R^{3+}$ | introduces V into elbrusite |
| ${}^1\text{Na}^{1+} + {}^1R^{4+} \rightarrow {}^1R^{2+} + {}^1R^{3+}$ | introduces Na and ⁶⁰ Si or ⁶⁰ Ti into the garnet group |
| ${}^1\text{Na}^{1+} + {}^2R^{5+} \rightarrow {}^1R^{2+} + {}^2R^{4+}$ | relates the berzeliite group to the garnet group |

Note: R represents generalized cations (see Table 3).

of current names that have been used in the mineralogical and gemological literature. In the following section, we discuss only those species in which there were problems or difficulties in their original characterization or where the name or formula has had to be significantly modified since the original description.

Suffixes

With the exception of manganberzeliite (see below), up until 2009, garnets have been given new root names, without prefixes or suffixes. However, since 2009 five new names with suffixes have been approved by the CNMNC. For one of these, menzerite-(Y), the suffix is a Levinson modifier for the rare earth elements (Levinson 1966), whereas the suffixes for the other four garnets identified the dominant tetravalent cation at the Y site, i.e., Sn vs. Zr in two bitikleite species [formerly bitikleite-(SnFe) and bitikleite-(ZrFe)] and elbrusite [formerly elbrusite-(Zr)], and the dominant trivalent cation at the Z site, i.e., Al vs. Fe [formerly bitikleite-(SnAl) and bitikleite-(ZrFe), Table 5]. In the present report we restrict the term “rare earth elements” to the elements from La to Lu (atomic numbers 57–71) and Y (atomic number 39) as defined by Levinson (1966), rather than calling La-Lu “lanthanoids” and including Sc as well as Y in the rare earth elements as recommended by the International Union of Pure and Applied Chemistry. With the exception of the Levinson modifiers for the rare earth elements, e.g., menzerite-(Y), the application of suffixes results in unnecessary complexity in the nomenclature and could lead to confusion as further new spe-

¹ Deposit item AM-13-036, Appendixes 2–4. Deposit items are available two ways: For a paper copy contact the Business Office of the Mineralogical Society of America (see inside front cover of recent issue) for price information. For an electronic copy visit the MSA web site at <http://www.minocam.org>, go to the *American Mineralogist* Contents, find the table of contents for the specific volume/issue wanted, and then click on the deposit link there.

TABLE 5. Former names, new names and approved end-member formulas for renamed/discredited minerals listed in this report

| Former name | New name (approved by CNMNC) | Formula (approved by CNMNC) |
|-------------------|------------------------------|---|
| Bitikleite-(SnAl) | Bitikleite | $\{\text{Ca}_3\}[\text{Sb}^{5+}\text{Sn}^{4+}](\text{Al}_2)\text{O}_{12}$ |
| Bitikleite-(SnFe) | Dzuluite | $\{\text{Ca}_3\}[\text{Sb}^{5+}\text{Sn}^{4+}](\text{Fe}_3^{3+})\text{O}_{12}$ |
| Bitikleite-(ZrFe) | Usturite | $\{\text{Ca}_3\}[\text{Sb}^{3+}\text{Zr}](\text{Fe}_3^{3+})\text{O}_{12}$ |
| Elbrusite-(Zr) | Elbrusite | $\{\text{Ca}_3\}[\text{U}_{0.5}^{6+}\text{Zr}_{1.5}](\text{Fe}_3^{3+})\text{O}_{12}$ |
| Hibschite* | Grossular | $\{\text{Ca}_3\}[\text{Al}_2](\text{Si}_{3-x}\square_x)\text{O}_{12-4x}(\text{OH})_{4x}$ where $x < 1.5$ † |

* Former formula: $\text{Ca}_3\text{Al}_2(\text{SiO}_{4-x})(\text{OH})_{4x}$, where $x = 0.2-1.5$.

† Includes OH-bearing grossular. Ideal anhydrous grossular has the formula: $\{\text{Ca}_3\}[\text{Al}_2](\text{Si}_3)\text{O}_{12}$.

cies are discovered. Consequently, we recommend that suffixes (except Levinson modifiers for the REE) not be used for names of minerals in the garnet supergroup. Moreover, as the four garnets with suffixes, which are not Levinson modifiers, have only recently been described and are not entrenched in the literature, we have given these garnets new names without suffixes. This renaming has been approved by the CNMNC as part of the overall nomenclature (Table 5). The etymology of the new names can also be found in Appendix 1.

“Hydrogarnets”

The nomenclature of naturally occurring garnet containing substantial amounts of the hydroxyl ion has had a complex history (e.g., Pertlik 2003). Many of these garnets have compositions intermediate between grossular ($x = 0$) and katoite ($x = 3$), i.e., $\{Ca_3\}[Al_2](Si_{3-x}\square_x)O_{12-4x}(OH)_{4x}$ where $0 < x < 3$ and \square is vacancy. For the majority of these garnets, $x < 1.5$ (e.g., Passaglia and Rinaldi 1984). “Hibschite” was approved by the then Commission on New Minerals and Mineral Names (CNMMN, the predecessor of the CNMNC) as a name for OH-bearing grossular with $x < 1.5$ (Dunn et al. 1985) because “hibschite” had priority (Cornu 1905, 1906) over “plazolite” (Foshag 1920) and “hydrogrossular” (Hutton 1943). However, “hibschite” is not distinct from grossular according to the dominant-constituent rule, i.e., $Si > \square$ at the Z site, therefore “hibschite” is discredited in favor of grossular (Table 5). Dunn et al. (1985) allowed that “the name hydrogrossular may still be applied to members of the series with appreciable OH content but undetermined $SiO_4/(OH)_4$ ratio.”

Several names have also been used describe the OH-bearing garnets considered together, including the “grossularoid group” (Belyankin and Petrov 1941) and the “hydrogarnet series” (Flint et al. 1941). Dunn et al. (1985) implied that the term “hydrogrossular group” and “hydrogrossular series” would be acceptable for compositions along the grossular katoite join, but in our classification the binary would no longer qualify as a group, whereas the term “series” has a more restrictive meaning than a simple binary solid solution (Mills et al. 2009; see above).

The tetragonal hydroxyl-bearing garnets henritermierite and holtstamite (Fig. 1a) are considered to constitute a distinct group because of their lower symmetry and because one tetrahedral site is largely vacant, i.e., $\square > Si$ at one of the two sites corresponding to Z in the archetypal garnet structure (Aubry et al. 1969; Armbruster et al. 2001; Hålenius et al. 2005). Optical determinations are sufficient to distinguish this group from members of the garnet group, and crystal structure determinations are not necessary. Holtstamite is uniaxial and shows a high (0.030) birefringence. In contrast birefringent grossular garnets are normally biaxial (as a consequence of symmetry lowering to orthorhombic, monoclinic, or triclinic symmetries) and show low to moderate (0.001–0.010) birefringence (Shtukenberg et al. 2001, 2005), although birefringence as high as 0.015 has been observed for compositions with considerable andradite component. In addition, the powder XRD pattern for holtstamite and grossular are distinct because they show different d -spacings for their respective 5 strongest reflections. Henritermierite and holtstamite are distinguished from each other on the basis of the dominant cation at the Y site, respectively Mn^{3+} and Al.

Elbrusite

Elbrusite was originally described as “elbrusite-(Zr)” with the formula $\{Ca_3\}[U^{6+}Zr](Fe_3^{3+}Fe^{2+})O_{12}$ (Table 2 from Galuskina et al. 2010a). Determination of the site occupancies and valence states were hampered by its metamict state, which was nearly complete in elbrusite containing 24 wt% UO_3 (0.62 U per formula unit) and well advanced in U-rich kerimasite (Fe-dominant analog of kimzeyite in the original description) (15–17 wt% UO_3 , 0.37–0.42 U pfu); single-crystal X-ray diffraction was only practical for kerimasite containing 9 wt% UO_3 (0.21 U pfu) (Galuskina et al. 2010a). The authors noted that a Raman band below 700 cm^{-1} could indicate the presence of some Fe^{2+} in elbrusite, but the only evidence for U being hexavalent is the association with vorlanite, $CaU^{+6}O_4$, for which the hexavalent state of U could be determined (Galuskina et al. 2011a).

The composition $\{Ca_3\}[U^{6+}Zr](Fe_3^{3+}Fe^{2+})O_{12}$ is not a valid end-member because more than one site has two occupants (Hawthorne 2002). Instead, it can be considered as the sum of two valid end-members, $\frac{2}{3}\{Ca_3\}[U_{0.5}^{6+}Zr_{1.5}](Fe_3^{3+})O_{12} + \frac{1}{3}\{Ca_3\}[U_2^{6+}](Fe_3^{3+})O_{12}$ (Fig. 4). Compositions of elbrusite and U-rich kerimasite plot in a linear trend in terms of U and the sum of tetravalent cations between the composition representing kerimasite, $\{Ca_3\}[R_2^{4+}](R^{4+}R_3^{3+})O_{12}$, and $\{Ca_3\}[U^{6+}R^{4+}](R_3^{3+}R^{2+})O_{12}$ (Fig. 4). The trend is very close to the substitution mechanism $U^{6+}+R^{2+} = 2R^{4+}$, and thus is consistent with the interpretation by Galuskina et al. (2010a) that U is hexavalent and Fe^{2+} is present. Moreover, the compositions that Galuskina et al. (2010a) identified as elbrusite and kerimasite plot in the fields for $\{Ca_3\}[U^{6+}R^{4+}](R_3^{3+}R^{2+})O_{12}$ and $\{Ca_3\}[R_2^{4+}](R^{4+}R_3^{3+})O_{12}$, respectively, requiring no revision of their species identifications if $\{Ca_3\}[U_{0.5}^{6+}Zr_{1.5}](Fe_3^{3+})O_{12}$ is considered to be the end-member of elbrusite. Therefore $\{Ca_3\}[U_{0.5}^{6+}Zr_{1.5}](Fe_3^{3+})O_{12}$ should now be used as the elbrusite end-member formula.

Yudintsev (2001) and Yudintsev et al. (2002) reported a U-rich garnet, one of three compounds synthesized in corundum crucibles from a $(Ca_{2.5}U_{0.5})Zr_2Fe_3O_{12}$ bulk composition at $1400\text{ }^\circ\text{C}$ in air: $\{Ca_{2.64}U_{0.36}\}[Zr_{1.66}Fe_{0.30}U_{0.04}](Fe_{1.85}Al_{1.15})O_{12}$, whereas Utsumiya et al. (2002) reported synthesis of a U-rich garnet with a slightly different composition, $\{Ca_{2.93}U_{0.07}\}[Zr_{1.52}U_{0.47}Fe_{0.01}](Fe_{1.83}Al_{1.17})O_{12}$, under unspecified conditions, but presumably similar. Uranium is largely tetravalent in the starting material, and despite having been heated in a relatively oxidizing environment, was assumed by Yudintsev (2001) to have remained mostly tetravalent in the garnet because of its association with cubic oxide with the fluorite structure typical of U^{4+} . However, charge balance requires that 72–81% of the U be hexavalent in the two synthetic garnets. If U is assumed to be tetravalent at the X site and hexavalent at the Y site, a distribution consistent with the relative sizes of the two U ions, the two formulas give 11.754 and 12.030 positive charges, respectively. The formula of the garnet synthesized by Utsumiya et al. (2002) is very close to the proposed elbrusite end-member (Fig. 4), and thus provides support for use of this end-member for elbrusite.

Ti-rich garnets: Schorlomite and morimotoite

The site occupancies of Ti-rich garnets have been the subject of considerable controversy despite being extensively studied using a diverse arsenal of spectroscopic techniques as well

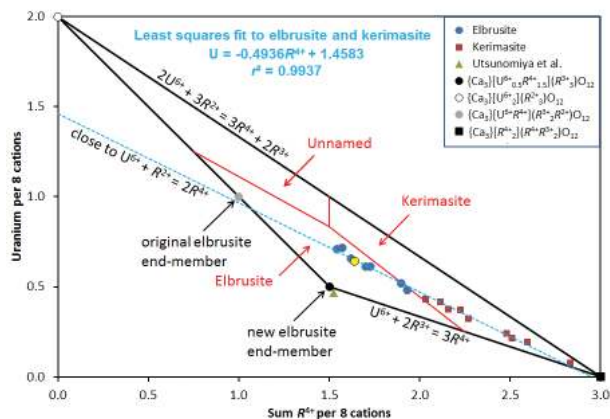


FIGURE 4. Compositions of U-rich garnets from the Upper Chegem caldera, Northern Caucasus, Russia (Galuskina et al. 2010a; Utsunomiya et al. 2002). The red lines mark the boundaries between elbrusite, kerimasite and an unnamed species based on the relative proportions of the kerimasite end-member, new elbrusite end-member and the unnamed $\{Ca_3\}[U^{6+}](R^{2+})O_{12}$ end-member. Yellow circle indicates the Sn-dominant analog of elbrusite, which was included in the least-squares fit.

as X-ray diffraction (e.g., Chakhmouradian and McCammon 2005). The two species currently accepted by the CNMNC are schorlomite, $Ca_3(Ti,Fe^{3+})_2(Si,Fe)_3O_{12}$, and morimotoite, $Ca_3(Ti,Fe^{2+},Fe^{3+})_2(Si,Fe^{3+})_3O_{12}$ (Table 2). These formulas, which are listed as approved by the CNMNC, are too generalized to indicate what the distinction is between the two species, and clearly new formulas based on end-members are needed.

Schorlomite (Fig. 1f) was first described and named by Shepard (1846), who reported it to be a hydrous silicate containing Y, Fe, and possibly Th from Magnet Cove, Arkansas, U.S.A. However, Whitney (1849) and Rammelsberg (1850a, 1850b) showed schorlomite to be a silicate of Ca, Fe, and Ti, reporting compositions approaching those obtained by modern techniques. Chemical data obtained subsequently of Ti-bearing andradite, often called by the varietal name “melanite,” showed that TiO₂ content ranged continuously from 0 to 19 wt%, whereas Labotka (1995) reported immiscibility at one locality. Grapes et al. (1979) and Laverne et al. (2006) reported up to 30 wt% TiO₂ in garnets having anomalous compositions, which will be discussed separately below. Chakhmouradian and McCammon (2005) summarized the criteria proposed by various authors for distinguishing schorlomite from Ti-bearing andradite; among the most frequently used have been ${}^7Ti > {}^6Fe^{3+}$ (Ito and Frondel 1967a; Deer et al. 1982), approximately the same as $TiO_2 > 15$ wt% (Zedlitz 1933) and about twice the minimum Ti content suggested by Howie and Woolley (1968). Chakhmouradian and McCammon (2005) recommended that the proportion of schorlomite be determined as the amount of 7Ti , balanced by substitutions at the Z site, relative to the total occupancy in the Y site, $({}^7Ti - {}^7Fe^{2+} - {}^7Mg - {}^7Na)/2$, i.e., deducting a morimotoite component (see below) together with a contribution from a hypothetical $\{Na_2Ca\}[Ti_2](Si_3)O_{12}$ component. Several end-member formulas have been proposed for schorlomite, e.g., $\{Ca_3\}[Ti_2](Fe_2^{3+}Si)O_{12}$ (Ito and Frondel 1967a) and $\{Ca_3\}[Ti_2](Fe_2^{3+}Ti)O_{12}$ (Rickwood 1968), whereas Chakhmouradian and McCammon

(2005) argued that the crystal chemistry was too complex to be represented by a single end-member, and proposed a generalized formula instead, $\{Ca_3\}[Ti_2](Si_{3-x})(Fe^{3+},Al,Fe^{2+})_xO_{12}$.

Morimotoite was introduced by Henmi et al. (1995) with an end-member formula $Ca_3TiFe^{2+}Si_3O_{12}$, based entirely on electron-microprobe data of garnet containing nearly 20 wt% TiO₂ from Fuka, Okayama Prefecture, Japan. Formulas that we recalculated assuming 8 cations and 12 O anions from three analyses in Henmi et al. (1995), including the one designated as type, gave 1–8% andradite, $\{Ca_3\}[Fe_2^{3+}](Si_3)O_{12}$, 27–34% $\{Ca_3\}[Ti_2](Fe_2^{3+}Si)O_{12}$, and 58–71% $\{Ca_3\}[TiFe^{2+}](Si_3)O_{12}$ with minor Zr, Mg, Mn, and Al included with Ti, Fe²⁺, Ca, and Fe³⁺ according to valence. Garnets synthesized by Henmi et al. (1995) under reducing conditions (iron-wüstite buffer) have compositions very similar to the natural material; end-member morimotoite could not be synthesized. However, no structural or spectroscopic data were obtained to confirm the assumed site occupancies and calculated Fe valence, and thus the report raised objections. Fehr and Amthauer (1996) and Rass (1997) questioned the assumption that Ti was all Ti⁴⁺. The latter authors also dismissed the infrared evidence that Henmi et al. (1995) used to justify their conclusion that OH was absent, and cited experiments by Kühberger et al. (1989) that OH is likely to be present in morimotoite. Their conclusion is supported by the report by Armbruster et al. (1998) that the morimotoite substitution, $Fe^{2+} + Ti^{4+} \rightarrow 2Fe^{3+}$ at the Y site is coupled with $4OH^- \rightarrow SiO_4^{4-}$ at the tetrahedral site in Ti-bearing andradite.

Despite the variety of methods deployed to locate cations in the structure of Ti-rich garnets, authors have yet to reach a consensus, which reflects not only differing interpretations of the spectroscopic and structural data, but probably also variation between samples. Nonetheless, the question confronting us is whether we can still propose a meaningful classification based on formulas calculated from a full electron microprobe analysis assuming 8 cations and 12 oxygen anions. There is little disagreement on the occupancy of the X site, which with rare exception contains at least 2.7 (Ca+Na) atoms per formula unit (apfu), to which are added sufficient Mn and Mg to bring total X site occupancy to 3, but fewer authors (e.g., Chakhmouradian and McCammon 2005) would also place Fe²⁺ at the X site. Problematic issues include the valence and location of Ti and Fe, as well as the location of Al. Locock (2008) reviewed the literature on Ti³⁺ in garnet and concluded that the oxygen fugacities required for this valence were far too low to be found in most geologic environments. This conclusion is consistent with most spectroscopic studies, for example, X-ray absorption near-edge structure spectroscopy (XANES) has revealed little or no Ti³⁺ in natural garnet (Waychunas 1987; Locock et al. 1995), whereas electron spin resonance spectroscopy revealed that Ti³⁺ is much subordinate to Ti⁴⁺ in pyrope synthesized under relatively reducing conditions (Rager et al. 2003; Geiger 2004). In contrast, Malitesta et al. (1995) and Schingaro et al. (2004) reported significant Ti³⁺ in Ti-bearing garnet by X-ray photoelectron spectroscopy (XPS). Since XPS examines the near-surface of a solid, i.e., to a depth of a few tens of angstroms (Hochella 1988), the discrepancy between the XPS and XANES results could be due to differences at the mineral surface not detected by XANES, and consequently we are inclined to accept the conclu-

sion that Ti^{3+} plays a negligible role in natural terrestrial garnet, although it could be significant constituent in some meteoritic garnet (e.g., Ma 2012).

As regards the location of Ti, Armbruster et al. (1998) located Ti at Z as well as Y, but most authors place Ti only at Y, which seems reasonable in the relatively Si-rich and Ti-rich garnets ($\text{Si} > 2$ apfu) because of the rarity of $\text{Si} = \text{Ti}$ substitution at tetrahedral sites (Hartman 1969). Nonetheless, combined low pressure and high temperature could favor Ti substitution for Si at a tetrahedral site as it does in lamproitic richterite (Oberti et al. 1992). The most robust element-specific technique, XANES, yields results consistent with the bulk of Ti occupying the octahedral site in most natural garnets (Waychunas 1987; Locock et al. 1995). Significant Ti may occupy the Z site in Si-poor garnets such as elbrusite and bitikleite (e.g., Galuskina et al. 2010a, 2010b), and its presence has been demonstrated in Si-free synthetic garnets (Povarennykh and Shabilin 1983; Cartie et al. 1992; Yamane and Kawano 2011). Another question is the possible presence of tetrahedrally coordinated Fe^{2+} . Some studies reported Mössbauer spectroscopic evidence for significant Fe^{2+} at the Z site (e.g., Locock et al. 1995; Koritnig et al. 1978), but the spectroscopic data do not always give unequivocal site assignments (Chakhmouradian and McCammon 2005). Last, there is the role of the hydroxyl ion; ignoring hydroxyl results in an underestimate of Fe^{2+} in the formulas calculated by the method of Droop (1987). However, the effect would be serious only if >0.4 wt% H_2O were present, in which case at least 0.1 Fe^{2+} per formula unit would not show up in the calculated formula unless OH were included in the formula calculation, i.e., $(\text{OH}) + \text{O} = 12$ and $\sum\{X\} + \sum[Y] + \sum(Z) + \sum\text{O}_{(\text{OH})/4} = 8$, or if F present, $\text{O} + (\text{OH}) + \text{F} = 12$ and $\sum\{X\} + \sum[Y] + \sum(Z) + \sum\text{O}_{(\text{OH})/4} + \sum\text{F}_{/4} = 8$. The few analyses available in the recent comprehensive studies give 0.02–0.21 wt% H_2O for natural Ti-rich garnets with >12 wt% TiO_2 (Kühberger et al. 1989; Locock et al. 1995; Amthauer and Rossman 1998; Chakhmouradian and McCammon 2005). An exception is “hydroschorlomite” with 5 wt% H_2O (Galuskin 2005); such H_2O -rich garnets cannot be treated in the approach discussed below.

To identify end-member formulas for the two Ti-rich garnet species schorlomite and morimotoite, we should compare the results from as many studies as possible, which necessitate our relying on chemical data. Few authors have supplemented chemical data with structure refinements using X-ray diffraction and with spectroscopic methods to determine site occupancy, and thus we think that reliance on chemical data is the most consistent approach for treating compositional data from different studies. In addition, we have made the following assumptions in treating the chemical data.

(1) Ti is Ti^{4+} and preferentially occupies the Y site, which rules out the end-member $\{\text{Ca}_3\}[\text{Ti}_2](\text{TiFe}_3^{3+})\text{O}_{12}$ proposed by Rickwood (1968).

(2) H_2O content is ≤ 0.2 wt%.

(3) Site occupancies are estimated using formulas calculated for 8 cations and 12 oxygen anions and the procedure outlined in the next section (see below).

Figure 5 is a plot of Y-site compositions for garnets containing >12 wt% TiO_2 and $\text{Ti} > \text{Zr}$ apfu in terms of the following

generalized end-members $\{\text{Ca}_3\}[\text{R}_3^{3+}](\text{Si}_3)\text{O}_{12}$, $\{\text{Ca}_3\}[\text{R}_2^{4+}](\text{SiR}_3^{3+})\text{O}_{12}$, and $\{\text{Ca}_3\}[\text{R}^{4+}\text{R}^{2+}](\text{Si}_3)\text{O}_{12}$. For $\text{R}^{4+} = \text{Ti}$, $\text{R}^{3+} = \text{Fe}^{3+}$, and $\text{R}^{2+} = \text{Fe}^{2+}$, these generalized end-members correspond, respectively, to andradite, the schorlomite end-member of Ito and Frondel (1967a), and the morimotoite end-member of Henmi et al. (1995), i.e., the same components plotted by Henmi et al. (1995, their Fig. 1). It turns out that 15 wt% TiO_2 , which Zedlitz (1933) suggested as a cutoff for schorlomite, is a good estimate of the minimum TiO_2 content of compositions plotting in the morimotoite and schorlomite fields unless significant Zr is present.

Three reports of garnets reported to contain over 20 wt% TiO_2 have not been plotted in Figure 5 either because of their high- H_2O content or because of their questionable identity as garnet. Galuskina and Galuskin (unpublished data) were able to confirm the identity of an OH-bearing schorlomite in a xenolith from the upper Chegem caldera, northern Caucasus by Raman spectroscopy. Analyses of the cores of two honey-colored crystals about 30 μm across enclosed in grossular-katoite give 12.61–13.75 wt% SiO_2 , 25.42–25.86 wt% TiO_2 , 0.41–0.49 wt% SnO_2 , 2.20–2.28 wt% Al_2O_3 , 24.86–26.09 wt% Fe as Fe_2O_3 , 31.03–31.71 wt% CaO, ≤ 0.03 wt% MgO, and 0.27 to 1.2 wt% H_2O (calculated); Mn, Cr, Zr, Nb, V, Ce, La, Na, F, and Cl were below the detection limit. These data correspond approximately to 73–76% $\{\text{Ca}_3\}[\text{Ti}_2^{4+}](\text{SiFe}_3^{3+})\text{O}_{12}$, the highest proportion of the schorlomite end-member reported in a natural garnet, 12–13% $\{\text{Ca}_3\}[\text{Ti}_2^{4+}](\text{SiAl}_2)\text{O}_{12}$ and 12–14% andradite plus its OH analog. Grapes et al. (1979) reported an electron microprobe analysis of a garnet from Morotu, Sakhalin Island, Russia, containing 27.38 wt% TiO_2 and 33.50 wt% Fe as FeO, but deficient in Si and Ca with the formula: $\{\text{Ca}_{1.53}\text{Fe}_{1.46}\text{Mn}_{0.01}\}[\text{Ti}_{1.28}\text{Fe}_{0.71}\text{Mg}_{0.01}](\text{Si}_{1.84}\text{Ti}_{0.60}\text{Fe}_{0.38}\text{Al}_{0.18})\text{O}_{12}$, i.e., a morimotoite from site occupancies, but anomalous because so much Ti (or Fe^{2+}) is forced by the formula calculation onto the Z site. A possible explanation for the high-Fe and Ti contents is X-ray fluorescence from contiguous phases (Chakhmouradian and McCammon 2005). In a study of altered basalt from the equatorial east Pacific, Laverne et al. (2006) described a “hydroschorlomite” with 22.0–28.6 wt% TiO_2 , 6.2–12.9 wt% Fe as FeO and 22.5–26.5 wt% CaO. Laverne et al. (2006) tried to correct for celadonite impurities, which were manifested by the presence of ~ 1 wt% K_2O in the analyses. The study included SEM and TEM, as well as micro-Raman spectra, but none provided corroborative evidence that the mineral was indeed a garnet; the reported compositions suggest the mineral could be titanite.

Three analyses, including the holotype, from the type locality of morimotoite in Fuka, Japan, plot in the morimotoite field and show that Ti and Fe^{2+} are the dominant R^{4+} and R^{2+} cations at Y if we assume that Ti and Fe^{2+} do not occupy the Z site, whereas four of the five analyses of garnet from the type locality of schorlomite at Magnet Cove, U.S.A., plot in the schorlomite field and show that Ti is the dominant R^{4+} cation, and Fe^{3+} is the dominant ${}^Z\text{R}^{3+}$ cation. The latter situation holds even if Al is assumed to preferentially occupy the Z site (e.g., Chakhmouradian and McCammon 2005), which is not supported by all studies (e.g., Locock et al. 1995; Armbruster et al. 1998). Thus, we recommend that $\{\text{Ca}_3\}[\text{Ti}^{4+}\text{Fe}^{2+}](\text{Si}_3)\text{O}_{12}$ and $\{\text{Ca}_3\}[\text{Ti}_2^{4+}](\text{SiFe}_3^{3+})\text{O}_{12}$ be the end-member formulas for morimotoite and schorlomite, respectively. Despite the assumptions and simplifications discussed above,

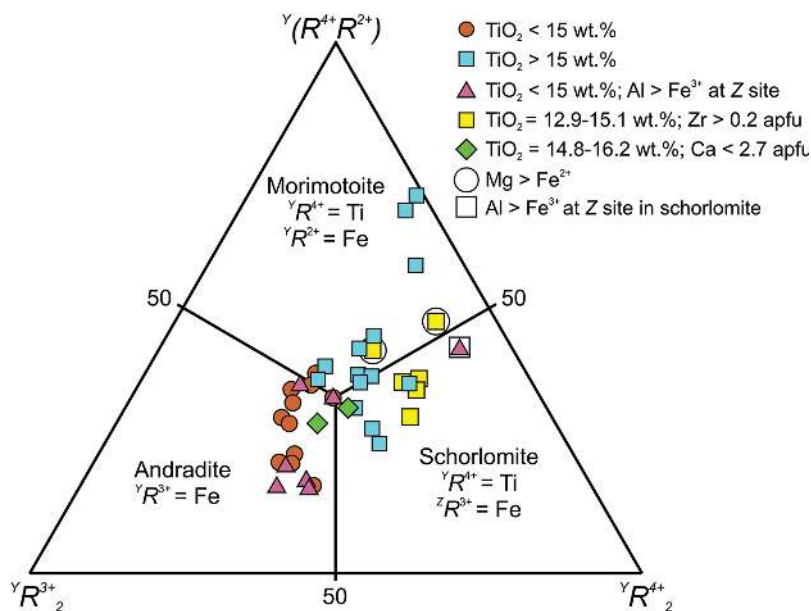


FIGURE 5. Plot of the Y-site contents of 40 natural garnets with $\text{TiO}_2 > 12$ wt% based on formulas normalized to 8 cations and 12 O anions (excluding H); BaO and ZnO not included. Y-site contents were calculated from the relative proportions of (1) Ti+Zr ($=R^{3+}$ at Z), (2) remaining Ti+Zr as $R^{4+}R^{2+}$, and (3) R^{3+} , which correspond to schorlomite, morimotoite and andradite, respectively. Sources of data: Zedlitz (1935); Leijärvi (1960); Gnevushev and Fedorova (1964); Howie and Woolley (1968); Dowty (1971); von Eckermann (1974); Amthauer et al. (1977); Huggins et al. (1977); Koritnig et al. (1978); Platt and Mitchell (1979); Flohr and Ross (1989); Lupini et al. (1992); Henmi et al. (1995); Labotka (1995); Locock et al. (1995); Chakhmouradian and McCammon (2005); Marks et al. (2008); Melluso et al. (2010); Saha et al. (2010). Circles for $\text{Mg} > \text{Fe}^{2+}$ (total for analysis) have been added only for compositions plotting in the morimotoite field. The square enclosing a triangle indicates the schorlomite in which ${}^Z\text{Al} > {}^Z\text{Fe}^{3+}$ and 0.55 Zr pfu reported by Koritnig et al. (1978); it is a possible new species, the Al-dominant analog of schorlomite. Compositions are plotted under the assumption that Al preferentially is incorporated at the Z site (except from Fuka, see text).

we believe that Figure 5 can be used to distinguish schorlomite and morimotoite in the absence of structural and spectroscopic studies if allowance is made for the uncertainties in attempting to identify borderline cases.

Figure 5 shows that many garnets reported as schorlomite plot in the morimotoite and andradite fields; garnets plotting in the schorlomite field other than those from Magnet Cove are from Ardnamurchan, Scotland (Huggins et al. 1977), the Tamazeght complex, Morocco (Marks et al. 2008), the Polino carbonatite, Italy (Lupini et al. 1992), and Alnö Island, Sweden (von Eckermann 1974). The dominant ${}^Z\text{R}^{3+}$ cation in these garnets is Fe^{3+} , even if Al is assumed to preferentially occupy the Z site. Using the above assumptions, garnets plotting in the morimotoite field (with $\text{Fe}^{2+} > \text{Mg}$ at the Y site) are from Iivaara, Finland (Zedlitz 1935), Afrikanda, Russia (Chakhmouradian and McCammon 2005), Ice River, Canada (Locock et al. 1995; Peterson et al. 1995), Sung Valley, India (Melluso et al. 2010), and Rusing Island, Kenya (Howie and Woolley 1968). However, Mössbauer spectroscopy of the Ice River garnet indicates that a significant proportion of the Fe^{2+} is located at the Z site and dominance of $[(\text{Ti},\text{Zr})_2]$ over $[(\text{Ti},\text{Zr})R^{2+}]$ at Y, so Locock et al. (1995) and Peterson et al. (1995) had reason to call this garnet schorlomite. Two relatively Zr-rich garnets from the Marathon Dikes, Ontario, Canada (Platt and Mitchell 1979), also plot in the morimotoite field, but are unique in that total $\text{Mg} > \text{Fe}^{2+}_{\text{total}}$ (circled in Fig. 5) suggesting the possibility of a Mg-dominant analog of morimotoite (see the section on Possible new species

and compositional variations in natural garnet).

All the analyses plotted in Figure 5 have $\text{Si} > 2$ and total charge at Z > 11 , i.e., all the garnets would be classed as garnet group, including compositions of schorlomite from the type locality (e.g., Appendix 3¹). This contradiction arises because the compositions include more garnet-group components, largely andradite, $\{\text{Ca}_3\}[R^{3+}](\text{Si}_3)\text{O}_{12}$, and morimotoite, $\{\text{Ca}_3\}[R^{4+}R^{2+}](\text{Si}_3)\text{O}_{12}$, than schorlomite-group components, largely, $\{\text{Ca}_3\}[R^{2+}](\text{Si}R^{3+})\text{O}_{12}$.

Menzerite-(Y)

The validity of menzerite-(Y) has been questioned because the end-member formula proposed for menzerite-(Y), $\{\text{Y}_2\text{Ca}\}[\text{Mg}_2](\text{Si}_3)\text{O}_{12}$, is quite far from the measured compositions of the type and only known material, which averages much closer to $\{\text{Y}(\text{Ca},\text{Fe}^{2+})_2\}[(\text{Mg},\text{Fe}^{2+})(\text{Fe}^{3+},\text{Al})](\text{Si}_3)\text{O}_{12}$, an empirical formula that can be simplified to $\{\text{YCa}_2\}[\text{MgFe}^{3+}](\text{Si}_3)\text{O}_{12}$. This simplified formula is not a valid end-member because it has two sites with two occupants (Hawthorne 2002). Instead, it can be resolved into an equal mixture of $\{\text{Y}_2\text{Ca}\}[\text{Mg}_2](\text{Si}_3)\text{O}_{12}$ [menzerite-(Y)] and $\{\text{Ca}_3\}[\text{Fe}_2^{3+}](\text{Si}_3)\text{O}_{12}$ (andradite). Type menzerite-(Y) compositions are close to the midpoint between these two end-members, but in two grains divalent cations are dominant at the Y site and Mg is the dominant divalent cation at this site (e.g., Appendices 3 and 4), confirming that menzerite-(Y) is a valid species (Grew et al. 2010). Of course, this approach depends on the accuracy of the electron microprobe analyses and calculation of $\text{Fe}^{3+}/\text{Fe}^{2+}$

ratio from stoichiometry (Droop 1987). The calculated $\text{Fe}^{3+}/\text{Fe}^{2+}$ ratios are consistent with single-crystal X-ray diffraction data although not with preliminary micro-X-ray absorption near-edge spectroscopy (Grew et al. 2010).

A second argument forwarded to challenge the validity of menzerite-(Y) is that trivalent cations, i.e., Y+REE, are not dominant at the X site in any of the analyzed menzerite-(Y) grains, the maximum being 1.1 Y + REE per formula unit. Simple application of the dominant-valency rule gives $\{\text{Ca}_3\}[\text{Mg}_2](\text{Si}_3)\text{O}_{12}$, which is not balanced in charge. Charge balance allows only 2 (Y+REE) per formula unit, i.e., the menzerite end-member should be $\{\text{Y}_2\text{Ca}\}[\text{Mg}_2](\text{Si}_3)\text{O}_{12}$. The presence of >1 (Y+REE) means that $[(\text{Y},\text{REE})_2\text{Ca}]$ exceeds 50% of the maximum possible consistent with valency-imposed double site-occupancy.

Rates of diffusion of Y and REE in garnet provide evidence for the importance of the menzerite component in garnet, i.e., mobility of Y and REE at the X site is closely linked to mobility of Al at the Y site (Carlson 2012).

Majorite

The current list of CNMNC approved minerals (<http://pub-sites.uws.edu.au/ima-cnmnc/>) gives the formula for majorite as $\text{Mg}_3(\text{Fe}^{2+},\text{Si})(\text{SiO}_4)_3$ (Table 2), equivalent to $\{\text{Mg}_3\}[\text{SiFe}^{2+}](\text{Si}_3)\text{O}_{12}$, which indeed is a good approximation of the empirical formula of the type material reported by Smith and Mason (1970), $(\text{Mg},\text{Na})_3(\text{Fe},\text{Si},\text{Al},\text{Cr})_2\text{Si}_3\text{O}_{12}$. It was assumed that Fe occupied the Y site, but the valence and distribution of the Fe were not determined. Recalculating a formula for 8 cations and 12 oxygen anions from the published analysis and listing cations at a given site in order of decreasing abundance gives: $\{\text{Mg}_{2.91}\text{Na}_{0.09}\}[(\text{Si}_{0.71}\text{Fe}_{0.60}\text{Fe}_{0.41}\text{Al}_{0.22}\text{Cr}_{0.04}\text{Mg}_{0.02})(\text{Si}_3)\text{O}_{12}]$.

However, the assumption regarding Fe^{2+} occupancy is not supported by Mössbauer spectroscopic data on synthetic majorite (Geiger et al. 1991a, 1991b; O'Neill et al. 1993a, 1993b; McCammon and Ross 2003). In a study that included samples that Geiger et al. (1991a, 1991b) and O'Neill et al. (1993a, 1993b) had investigated, McCammon and Ross (2003) reported that $^x\text{Fe}^{2+}/\Sigma\text{Fe}^{2+} = 0.89\text{--}0.95$, and $\text{Fe}^{2+}/(\text{Fe}^{2+}+\text{Mg})$ at X (0.05–0.22) is three to seven times $\text{Fe}^{2+}/(\text{Fe}^{2+}+\text{Mg})$ at Y (0.01–0.08) in 15 synthetic tetragonal majorite samples, and $^x\text{Fe}^{2+}/\Sigma\text{Fe}^{2+} = 1.0$ in one isometric synthetic sample, demonstrating that Fe^{2+} is strongly fractionated onto the X site. Because the compositions of the type specimen and these synthetic samples are similar, we think it is reasonable to assume that Fe distribution is the same in synthetic and natural majorite, and the partial ordering at the X and Y sites in tetragonal samples does not significantly affect the Fe distribution. Assuming that Fe^{2+} occupies only the X site, the formula of the type material becomes $\{\text{Mg}_{2.31}\text{Fe}_{0.60}\text{Na}_{0.09}\}[(\text{Si}_{0.71}\text{Mg}_{0.62}\text{Fe}_{0.41}\text{Al}_{0.22}\text{Cr}_{0.04})(\text{Si}_3)\text{O}_{12}]$, i.e., the dominant component is $\{\text{Mg}_3\}[\text{SiMg}](\text{Si}_3)\text{O}_{12}$. Consequently, we recommend that $\{\text{Mg}_3\}[\text{SiMg}](\text{Si}_3)\text{O}_{12}$ be used as the end-member formula for majorite. A natural $^x\text{Fe}^{2+}$ analog has not been reported, and as far as we are aware, it has not been synthesized (e.g., Kato 1986).

Although synthetic majorite has tetragonal symmetry (space group $I4_1/a$, no. 88) resulting from a high degree of ordering of Mg and Si at the two symmetrically unique octahedral sites (e.g., Angel et al. 1989), no naturally occurring tetragonal majorite has been reported. Apparently, majorite in shocked meteorites was

quenched with sufficient rapidity to preserve cubic symmetry (Tomioka et al. 2002). The problem of preserving cubic symmetry on cooling would probably not arise in terrestrial majorite, which contains substantial Al, because incorporation of Al at the Y site is thought to stabilize the cubic structure (Hatch and Ghose 1989). Moore and Gurney (1985) confirmed isometric symmetry for garnet from the Monastery Mine kimberlite pipe, South Africa, one of which we calculated to contain 36% of a generalized majorite component, $\{\text{R}_3^{2+}\}[\text{MgSi}](\text{Si}_3)\text{O}_{12}$.

The term “majoritic” has found wide use in the literature on garnets included in diamond (e.g., Harte 2010; Collerson et al. 2010), i.e., garnet is described as “majoritic” if Si is incorporated at the Y site through the “majorite” substitution $^y\text{R}^{2+}+^y\text{Si} \rightarrow 2^y\text{Al}$ (Table 4). Collerson et al. (2010) also include the contribution from the generalized component $\{\text{R}^{2+}\text{Na}_2\}[\text{R}_2^{4+}](\text{Si}_3)\text{O}_{12}$ in their majorite substitution parameter, X^{Mj} . In contrast to majorite reported from shocked meteorites, in which the majorite component is clearly dominant (Collerson et al. 2010), none of the “majoritic” garnets occurring in diamonds are properly majorite, i.e., the majorite component $\{\text{Mg}_3\}[\text{SiMg}](\text{Si}_3)\text{O}_{12}$ or $(\text{R}^{2+}+\text{R}^{4+}) > 2\text{R}^{3+}$ at the Y site, is not dominant, even in sample JF-22 from the Jagersfontein kimberlite, South Africa (Tappert et al. 2005; Harte 2010), which has the highest content of Si at the Y site among terrestrial garnet as far as we are aware: a maximum 47.2% $\{\text{R}_3^{2+}\}[\text{R}^{4+}\text{Mg}](\text{Si}_3)\text{O}_{12}$ or 44.9% $\{\text{R}_3^{2+}\}[\text{SiMg}](\text{Si}_3)\text{O}_{12}$ (Appendix 3¹, example 5). The “Ca-rich majorite” in shock veins of crustal rocks from the Ries impact crater, Germany (Stähle et al. 2011), is not majorite because $(^y\text{Si}+^y\text{Ti}) < (^y\text{Al}+^y\text{Fe}^{3+}+^y\text{Cr})$; instead, the three average compositions comprise about 58–71% pyrope-grossular-almandine, 17–33% $\{\text{R}_3^{2+}\}[\text{R}^{4+}\text{Mg}](\text{Si}_3)\text{O}_{12}$ (generalized majorite), and 10–13% $\{\text{R}^{2+}(\text{Na},\text{K})_2\}[\text{R}_2^{4+}](\text{Si}_3)\text{O}_{12}$, where $^y\text{R}^{4+} = 90\text{--}93\%$ Si.

Manganberzeliite

Manganberzeliite, $\{\text{Ca}_2\text{Na}\}[\text{Mn}_2^{2+}](\text{As}_3^{5+})\text{O}_{12}$ (Fig. 1g) has a complicated history revolving around the use of its name, which is briefly described below. Over 40 yr after the original description of berzeliite from Långban, Filipstad district, Sweden (Kühn 1840), Igelström (1886) described a Sb-bearing, Mn-rich berzeliite-like mineral from the nearby Sjögruvan mine, and named it “pyrrhoarsenite.” On the basis of a new chemical analysis giving 28.38 wt% MnO, Igelström (1894) concluded that “pyrrhoarsenite” is a manganese-dominant variety of berzeliite and could also be referred to as “Mangan-Berzeliit.”

In summarizing his discussion of the mineral, Hintze (1922) wrote that Igelström (1894) had found no antimony and had concluded from his studies that “pyrrhoarsenite” is just a Mn-rich variety of berzeliite. Hintze (1922) cited Igelström’s (1894) conclusion that the mineral containing 28% MnO can be referred to as “Manganberzeliit,” but Hintze (1922) wrote the name in bold type and unhyphenated.

Landergrén (1930) used the terms “Mg-berzeliit” and “Mn-berzeliit” for the end-members of the series. These names were later used by other mineralogists studying this series, e.g., Blix and Wickman (1959).

Moore (1972) reported powder XRD data for the type specimen of “pyrrhoarsenite” studied by Igelström (specimen NRM18870324 at the Swedish Museum of Natural History)

from Sjögruvan. He concluded that “pyrrhoarsenite” = berzeliite. However, recent energy-dispersive spectroscopic analyses (Hålenius, unpublished data) of fragments of the mineral from this specimen, as well as cell parameter refinement (Locock, unpublished data) of Moore’s powder X-ray diffraction data, show that it is in fact Mn-dominant berzeliite, i.e., manganberzeliite (or “pyrrhoarsenite”). Prior to publication, Moore in 1971 submitted to the CNMMN a proposal to discredit several of the minerals outlined in his 1972 paper. After Moore published his paper, it was subsequently abstracted by Fleischer (1973), who noted that these minerals were discredited by the CNMMN and that “pyrrhoarsenite” was equivalent to berzeliite. However, the discreditation of pyrrhoarsenite was actually not included in Moore’s proposal to the CNMMN. Therefore, the report by Fleischer (1973), which was then carried forward by Nickel and Mandarino (1987), was in error.

This raises the question whether “pyrrhoarsenite” has priority over manganberzeliite and should be reinstated, although manganberzeliite has been the preferred name since 1894 (e.g., Hintze 1922; Palache et al. 1951). Given that Igelström’s original description of the mineral was poor even by the standards of the late 19th century, e.g., he did not detect the appreciable sodium content, in contrast to his contemporary Sjögren (1894), we conclude that priority does not justify reviving “pyrrhoarsenite” at the present time and manganberzeliite should remain the name for the Mn analog of berzeliite.

APPLYING THE NOMENCLATURE OF THE GARNET SUPERGROUP

Assumed cation occupancies

A major objective of the classification is to provide a basis for identifying the species of an analyzed garnet from its chemical composition. As is the case for the tourmaline supergroup (Henry et al. 2011), chemical analyses of garnet establish which elements are present, but provide no information on which site(s) they occupy in the structure. Proper site allocation requires single-crystal or Rietveld structure refinement using X-ray or neutron diffraction methods, and spectroscopic data are often also needed for unambiguous site assignment, particularly when constituents could be present in more than one valence state, which is not rare in garnet. However, most investigators have only electron microprobe analyses, which provide no direct evidence of valence state. An added difficulty is that as a result of charge balance requirements, several garnet end-members have one site with mixed occupancy, the so-called valency-imposed double site-occupancy of Hatert and Burke (2008).

For all garnet-supergroup minerals we recommend that cations be allocated from a chemical analysis with the procedure given in the next section. This procedure is analogous to that proposed in connection with the nomenclature recommended for the tourmaline supergroup of Henry et al. (2011). It includes only constituents found in known end-members (Table 1) or some potential end-members (Tables 6–7). Examples illustrating our recommended procedure are given in Appendix 3¹, and a spreadsheet is given in Appendix 4¹.

As in the case of many mineral groups, some reasonable assumptions can be made concerning site assignments of specific

cations on the basis of relative abundance (Table 3). Lithium and hydrogen are the only light elements (atomic number < 8) that have been reported in major amounts in garnet supergroup minerals, e.g., cryolithionite and katoite, respectively. When common silicate garnet species are checked for light elements, generally very little is found, i.e., Li contents are reported to not exceed 121 ppm, and Be and B contents, not to exceed 20 ppm (e.g., Grew et al. 1990; Grew 2002a, 2002b; Steppan 2003; Marschall 2005). An exception are the 259–1113 ppm Li in almandine from leucocratic granulite at Horní Bory, Czech Republic, corresponding to 0.019–0.079 Li pfu, determined by laser ablation-inductively coupled plasma-mass spectroscopy (Cempírek et al. 2010 and unpublished data). According to Cempírek et al. (2010), Li could occupy either the *X* site as it does in synthetic $\{\text{Li}_2\text{Mg}\}[\text{Si}_2](\text{Si}_3)\text{O}_{12}$ (Yang et al. 2009) or sites occupied by Li in synthetic garnets. The majority of synthetic Li garnets are compounds of Li with REE, Ta, Nb, Te, Zr, and Ba that are valued for their high-ionic conductivity (e.g., Cussen 2006, 2010; O’Callaghan and Cussen 2007; Wang and Lai 2012). Lithium occupies not only the *Z* site, but also octahedral sites that are vacant in natural garnet, resulting in Li contents up to 6.8 apfu and cation totals up to 11.8 apfu. Other exceptions involving light elements are the reports of 4.40 wt% B_2O_3 determined by electron microprobe analysis (EMPA) in andradite (Galuskin et al. 1995) and 0.45–2.09 wt% B_2O_3 by EMPA in OH-bearing grossular (Galuskina et al. 1998, 2001) from the Wiluy River, Yakutia, Russia. Pending studies of Li and B in silicate and hydroxyl garnet, it would be best to assume Li and B, as well as S^{6+} (up to 2.27 wt% SO_3 , equivalent to 0.11 S pfu, Passaglia and Rinaldi 1984; Galuskina et al. 2001), are located at the *Z* site.

Calcium has been assumed to occupy only the *X* site in natural garnet; even in synthetic garnets there are very few reports of Ca at the *Y* site and none can be considered unequivocal (Geller 1967; Lobanov et al. 1989). Nonetheless, it should be noted that Huggins et al. (1977) and Pieper et al. (1983) concluded that a small excess of cations at *X* and a correspondingly small deficit at *Y* could be explained in some cases by small amounts of Ca at *Y*, 0.024–0.055 apfu in andradite and 0.04 apfu in grossular, respectively. Gadas et al. (2012) reported up to 3.15 Ca pfu in grossular from pegmatite at Ruda nad Moravou, Czech Republic.

Scandium is assumed to occupy only the *Y* site as in eringaitite, although its role could depend on the occupancy of *X* if synthetic garnets are any guide, where Sc preferentially occupies *Y* only in andradite, whereas in pyrope, *X* is favored and in grossular, a more even distribution (Oberti et al. 2006; Quartieri et al. 2006). Titanium is assumed to be tetravalent, and V, either pentavalent or trivalent. The last assumption received validation from Bordage et al. (2010), who reported that V was entirely V^{3+} in a grossular (variety “tsavorite” containing 0.14 V pfu) based on the *K*-edge X-ray absorption near-edge structure (XANES) spectra obtained with high-energy resolution fluorescence-detected X-ray absorption spectroscopy. In contrast, Righter et al. (2011) reported mixed valences also based on the *K*-edge X-ray absorption near-edge structure in other garnets, viz. 2.46–2.55 \pm 0.15 in pyrope of mantle origin and 2.56–2.67 (\pm 0.15) for V valence in a goldmanite from the Czech Republic, i.e., 40% of the V in the goldmanite is V^{2+} , the remainder V^{3+} . However, this conclusion is in contrast to the structural and chemical data reported by these authors.

TABLE 6. Components and end-members reported in the literature, but not yet found to be dominant in natural garnet

| Name | X | Y | Z | ψ | Syn? | Occurrence in natural garnet | Source |
|---|---|-------------------------------|-------------------------------|----------------------------------|------|--|--------|
| "Kenogarnet" group | | | | | | | |
| Fe ³⁺ analog of katoite | Ca ₃ | Fe ₃ ²⁺ | □ ₃ | (OH) ₁₂ | Yes | ≤35 mol% in andradite | (1) |
| F analog of katoite | Ca ₃ | Al ₂ | □ ₃ | F ₁₂ | No | ≤11 mol% in OH-bearing grossular | (2) |
| Mn ²⁺ , F analog of katoite | Mn ₃ ²⁺ | Al ₂ | □ ₃ | F ₁₂ | – | ≤8 mol% in spessartine | (3) |
| Unnamed group | | | | | | | |
| Pb ²⁺ analog of yafsoanite | Pb ₃ | Te ₃ ⁶⁺ | Zn ₃ | O ₁₂ | – | 9 mol% in yafsoanite | (4) |
| unnamed | Ca ₃ | U ₃ ⁶⁺ | Fe ₃ ³⁺ | O ₁₂ | – | ≤24 mol% in elbrusite | (5) |
| Henritermierite group | | | | | | | |
| Mn ²⁺ analog of holtstamite | Mn ₃ ²⁺ | Al ₂ | Si ₂ □ | O ₈ (OH) ₄ | – | 28 mol% in spessartine | (6) |
| Mn ²⁺ , F analog of holtstamite | Mn ₃ ²⁺ | Al ₂ | Si ₂ □ | O ₈ F ₄ | – | 20 mol% in spessartine | (6) |
| Bitikleite group | | | | | | | |
| unnamed | Th _{0.5} Ca _{2.5} | R ₂ ²⁺ | R ³⁺ | O ₁₂ | Yes | ≤20 mol% in kerimasite | (7) |
| Unnamed group | | | | | | | |
| Y ₃ Al ₅ O ₁₂ , Y ₃ Fe ₅ O ₁₂ | (Y,REE) ₃ ³⁺ | R ₂ ²⁺ | R ³⁺ | O ₁₂ | Yes | ≤8 mol% in menzerite-(Y), spessartine, andradite | (8) |
| Garnet group | | | | | | | |
| "Blythite" in part | R ₂ ²⁺ | Mn ₃ ²⁺ | Si ₃ | O ₁₂ | Yes | ≤9 mol% in calderite-andradite±spessartine | (9) |
| Fe analog of menzerite-(Y) | Y ₂ Ca | Fe ₃ ²⁺ | Si ₃ | O ₁₂ | – | ≤20 mol% in menzerite (Y) | (10) |
| unnamed | (Y,Yb) _{1.5} Na _{1.5} | R ₂ ²⁺ | Si ₃ | O ₁₂ | – | ≤7 mol% in almandine, spessartine, grossular | (11) |
| unnamed | R ²⁺ Na ₂ | Si ₂ | Si ₃ | O ₁₂ | Yes | ≤12 mol% in pyrope-grossular | (12) |
| Berzeliite group | | | | | | | |
| unnamed | Na ₃ | Al ₂ | P ₃ | O ₁₂ | Yes | <1 mol% in almandine and pyrope | (13) |
| unnamed | Ca ₂ Na | Fe ₂ ²⁺ | As ₃ ⁵⁺ | O ₁₂ | No | <6 mol% in berzeliite | (14) |

Note: Syn? = has compound been synthesized? Yes: synthesis in which component is dominant as well as syntheses in which component constitutes 100%. No: synthesis attempted but failed. Sources for contents in natural garnets and syntheses of end-members:

(1) Armbruster (1995); Cohen-Addad (1970).

(2) Chakhmouradian et al. (2008); Takamori et al. (1987).

(3) Smyth et al. (1990).

(4) Mills et al. (2010).

(5) Galuskina et al. (2010a).

(6) Si and □ are not fully ordered at Z1 and Z2. Boiocchi et al. (2012).

(7) Ito and Frondel (1967a); Yudinsev (2003); Galuskina et al. (2010e and unpublished).

(8) Yoder and Keith (1951); Geller (1967); Jaffe (1951); Kasowski and Hogarth (1968); Grew et al. (2010).

(9) Fursenko (1982); Nishizawa and Koizuma (1975); Böhn et al. (1995); Amthauer et al. (1989); Arlt et al. (1998).

(10) Grew et al. (2010).

(11) Enami et al. (1995); Røhr et al. (2007).

(12) Ringwood and Major (1971); Stähle et al. (2011).

(13) Bishop et al. (1978); Ye et al. (2000); Breiter et al. (2005); Brunet et al. (2006).

(14) Nagashima and Armbruster (2012); Ito (1968).

Site allocation of cations

The assumed occupancies, most importantly, ⁷Li, ⁴Ca, ⁴Sc, Ti⁴⁺, V³⁺, and V⁵⁺ in conjunction with Table 3, lead to the following procedure for recasting chemical data into idealized site occupancies for purposes of classification.

(1) Calculate formulas from the chemical analysis assuming 8 cations and 12 anions and apportion Fe²⁺ and Fe³⁺ or Mn²⁺ and Mn³⁺ if calculations give negative values for Fe²⁺ (method of Droop 1987). If quantitative F or H data are available, assume $Z\Box = \frac{1}{4}F + \frac{1}{4}H$. In this case, the basis for formula calculation becomes O+(OH)+F = 12 and $\sum\{X\} + \sum\{Y\} + \sum\{Z\} + Z\Box_{(OH)_4} + Z\Box_{F/4} = 8$.

(2) Li, Zn, P, As⁵⁺, and V⁵⁺ to Z. If Li < 1/4F, assume sufficient vacancies to make up the deficit (see step 1).

(3) Si and Ge: First to Z to a maximum of 3 apfu, including □, overflow to Y.

(4) Al: First to Z to bring total to 3 apfu, then Y.

(5) Fe³⁺: First to Z to bring total to 3 apfu, then Y.

(6) Ca, Na, K, Y, REE, Th, Pb to X.

(7) Al (remainder after deducting Al at Z), Sc³⁺, Ti⁴⁺, V³⁺, Cr³⁺, Mn³⁺, Fe³⁺ (remainder after deducting Fe³⁺ at Z), Ga, Zr⁴⁺, Hf⁴⁺, Nb⁵⁺, Sn⁴⁺, Sb⁵⁺, Te⁶⁺, and U⁶⁺ to Y. If Z is still <3 apfu, then add Fe²⁺ to bring Z total to 3 apfu. If the content of Y exceeds 2 apfu, and Z is <3 apfu, then move Ti to Z to bring Z total to 3 apfu.

(8) Mg: First to Y to bring total to 2 apfu, then to X.

(9) Fe²⁺ (remainder after deducting Fe²⁺ at Z): First to Y to bring total to 2 apfu, then to X.

(10) Mn²⁺: First to Y to bring total to 2 apfu, then to X. This should bring total X to 3 apfu, if calculations were done correctly.

If H is suspected, but no quantitative data are available, as is the case with electron microprobe analyses, then either its content must be assumed so that Fe²⁺/Fe³⁺ ratio can be calculated, or the Fe²⁺/Fe³⁺ ratio must be assumed so that H content can be calculated. In garnets containing significant Si, it is reasonable to assume that H is incorporated at the expense of Si, that is, H = 4*(Z□).

The site allocation procedure above, based solely on chemical data, fails to differentiate holtstamite from grossular, which would require additional information such as optical properties or crystallographic data, although henritermierite is uniquely determined because there is no report as yet of an isometric garnet having the composition {Ca₃}[Mn₃²⁺](Si₂²⁺□)O₈(OH)₄.

We have also prepared an Excel spreadsheet (Appendix 4) to perform the above cation allocation, species and group determination, but have omitted several elements that rarely exceed 1 wt% in natural garnets: B, S, K, Ni, Sr; or which occur in significant amounts but whose occurrence is rare: Ga, Ge, and Pb (Tables 6 and 8).

Identifying a garnet species

Once the cations have been allocated, then the dominant valence is determined for each site by summing the ions for each valence, e.g., Ca+Mg+Mn at the X site, and then the dominant

cation identified. As species are defined in terms charge-balanced end-members (Hawthorne 2002), the possibility of valency-imposed double site-occupancy (Hatert and Burke 2008) must be considered. The dominant ion for each valence determines the species (e.g., bitikleite group, Fig. 6). Six examples are given in Appendix 3¹, and a calculation procedure for species and group determination in Appendix 4¹. Our discussion below is limited to the schorlomite and garnet groups because these are most likely to cause difficulties in identifying species.

Applying the nomenclature to the schorlomite group

Characteristic of the end-member formulas in this group is Si = 1 apfu; there are no divalent and trivalent cations at the Y site and no divalent or pentavalent cations at the Z site. However, in most analyses of Ti-, Zr-, or Sn-rich garnets containing minor Sb⁵⁺, Nb⁵⁺, or U⁶⁺, Si commonly exceeds 1 apfu, e.g., all the analyses plotting in the schorlomite field in Figure 5 have Si > 2 apfu and total charge at the Z site > 11, because all contain substantial proportions of garnet group components (see above).

The primary criterion for a composition to belong to the schorlomite group is that the generalized schorlomite component $\{R_3^{2+}\}[R_3^{4+}](R^{4+}R_3^{2+})O_{12}$ be the most abundant (Fig. 7); i.e., the spreadsheet gives this as the most abundant component possible.

In the worked example of schorlomite from the type locality, Magnet Cove, Arkansas (Example 2), the schorlomite component is dominant, with $R^{4+} > R^{3+} > R^{2+}$ at the Y site in the empirical formula (Example 2), whereas in the garnet-group mineral morimotoite, the generalized morimotoite component, $\{R_3^{2+}\}[R^{4+}R^{2+}](R_3^{3+})O_{12}$, is dominant with $R^{4+} > R^{2+} > R^{3+}$ at the Y site in the empirical formula (Example 5). Homovalent substitutions at the Y and Z sites distinguish species within the schorlomite group (Figs. 7 and 8), whereas the X site remains occupied exclusively by Ca in all end-members (Table 1).

Applying the nomenclature to the garnet group

In contrast to the schorlomite group, heterovalent substitutions relating species within the garnet group involve only the Y site, or the X and Y sites. Figure 9 illustrates the division of the garnet group in terms of valence of the Y site cations: R^{2+} = menzerite-(Y), R^{3+} = the familiar silicate garnets, and $R^{2+}R^{4+}$ = majorite, morimotoite, which results from valency-imposed double site-occupancy.

Figure 10 illustrates one approach to identification of species in complex garnet-group minerals. It is the same as Figure 9, but adapted specifically for compositions of menzerite-(Y) reported by Grew et al. (2010), i.e., R^{4+} = Ti, R^{3+} = Fe³⁺, Al,

TABLE 7. Summary of specific components potentially significant in natural garnets

| Name | Synthesis | Formula |
|-------------|-----------|---|
| – | 62 to 90% | $\{Fe_3^{2+}\}[Al_2](\square_3)(OH)_{12}$ |
| – | No | $\{Ca_3\}[Al_2](\square_3)F_{12}$ |
| – | – | $\{Mn_3^{2+}\}[Al_2](\square_3)F_{12}$ |
| – | – | $\{Fe_3^{2+}\}[Al_2](\square_3)F_{12}$ |
| – | – | $\{Pb_3^{2+}\}[Te_2^{2+}](Zn_3)O_{12}$ |
| – | – | $\{Ca_3\}[U_3^{6+}](Fe_3^{2+})O_{12}$ |
| – | – | $\{Mn_3^{2+}\}[Al_2](Si_2)(\square)O_4(OH)_4$ |
| – | – | $\{Mn_3^{2+}\}[Al_2](Si_2)(\square)O_8F_4$ |
| – | – | $\{Th_{0.5}Ca_{2.5}\}[Zr_2](Fe_3^{2+})O_{12}$ |
| YIG | 100% | $\{Y_3\}[Al_2](Al_3)O_{12}$ |
| YAG | 100% | $\{Y_3\}[Fe_2^{3+}](Fe_3^{3+})O_{12}$ |
| "Blythite" | 100% | $\{Mn_3^{2+}\}[Mn_3^{2+}](Si_3)O_{12}$ |
| – | 100% | $\{Ca_3\}[Mn_3^{2+}](Si_3)O_{12}$ |
| "Khoharite" | 100% | $\{Mg_3\}[Fe_2^{3+}](Si_3)O_{12}$ |
| "Skiagite" | 100% | $\{Fe_3^{2+}\}[Fe_3^{2+}](Si_3)O_{12}$ |
| – | – | $\{Y_2Ca\}[Fe_2^{3+}](Si_3)O_{12}$ |
| – | – | $\{Y_{1.5}Na_{1.5}\}[Al_2](Si_3)O_{12}$ |
| – | 100% | $\{CaNa_3\}[Si_2](Si_3)O_{12}$ |
| – | 100% | $\{CaNa_3\}[Ti_2](Si_3)O_{12}$ |
| – | 100% | $\{Na_3\}[Al_2](P_3)O_{12}$ |
| – | No | $\{Ca_2Na\}[Fe_2^{3+}](As_3^{3+})O_{12}$ |

Note: Syntheses: percentage gives the amount of the component reported in the synthesis; no = synthesis attempted but without success, dash = synthesis has not been not attempted. Sources are given in the text and Table 6.

TABLE 8. Possible new species in the garnet supergroup

| Relationship to known species | UM no. | End-member formula | Criteria | Source |
|--|-----------|--|---|--------|
| Bitikleite group | | | | |
| Sn analog of elbrusite | | $\{Ca_3\}[U_{0.5}^{6+}Sn_{1.5}^{4+}](Fe_3^{3+})O_{12}$ | $Sn/(Sn + Zr) = 0.93$ | (1) |
| Nb analog of usturite | | $\{Ca_3\}[NbZr](Fe_3^{3+})O_{12}$ | 1.33 Zr, 0.05 Ti, 0.48 Nb pfu at Y site | (2) |
| Schorlomite group | | | | |
| Al analog of schorlomite (Ti analog of kimzeyite) | | $\{Ca_3\}[Ti_2](SiAl_2)O_{12}$ | $Al/(Al+Fe^{3+}) = 0.65$ | (3) |
| Garnet group | | | | |
| Mg analog of morimotoite | | $\{Ca_3\}[TiMg](Si_3)O_{12}$ | $Mg/(Mg + Fe^{2+}) = 0.63-0.64$ | (4) |
| Ga-Ge analog of grossular | UM1986-19 | $\{Ca_3\}[Ga_2](Ge_3)O_{12}$ | ${}^ZGe > {}^ZSi; {}^YGa > {}^YFe^{3+}, {}^YAl$ | (5) |
| Ge analog of grossular | UM1986-20 | $\{Ca_3\}[Al_2](Ge_3)O_{12}$ | Criterion of ${}^ZGe > {}^ZSi$ not met. | (5) |

Note: UM no. refers to the list of valid unnamed minerals, update 2011-01 (Smith and Nickel 2007). Sources: (1) Galuskina et al. (2010a); (2) Zaitsev et al. (2010); (3) Koritnig et al. (1978); (4) Platt and Mitchell (1979); (5) Johan and Oudin (1986); Jambor et al. (1988b).

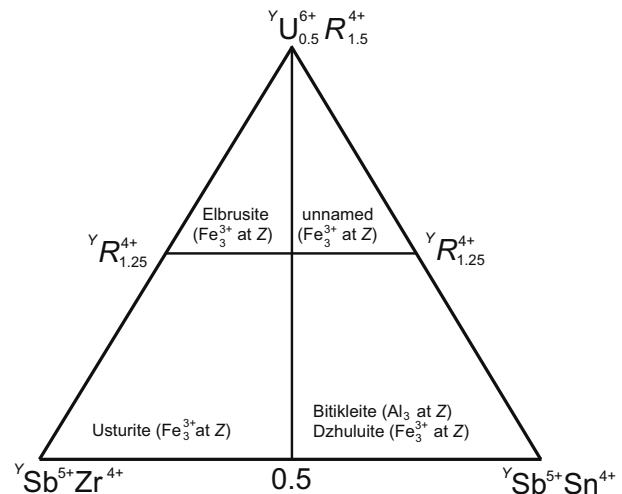


FIGURE 6. Y-site occupancy in species of the bitikleite group, including the possible unnamed Sn-dominant analog of elbrusite. Placement of the divisions is indicated.

and $R^{2+} = \text{Mg}, \text{Fe}^{2+}$, and differs from Figure 7a of Grew et al. (2010) in that the Ti corner is now $\text{Ti}R^{2+}$, representing a component in garnet, morimotoite. However, menzerite-(Y) is a four component system because of the substitution of R^{3+} for Si at the Z site, and compositions must be projected from four-component space onto the three-component plane shown in Figure 10. Appendix 3¹ (Example 3) gives the five possible generalized components in menzerite-(Y), of which only four are independent. We have selected the $\{\text{Y}_3\}[\text{Al}_2](\text{Al}_3)\text{O}_{12}$ -type component to project menzerite-(Y) compositions. The $\{\text{Y}_3\}[\text{Al}_2](\text{Al}_3)\text{O}_{12}$ -type component comprises 4–8% of the analyzed menzerite-(Y) grains. Despite the differences between Figure 10 and Figure 7a of Grew et al. (2010), the disposition of the points is very similar.

The most widespread garnet-group minerals are related by homovalent substitutions at the X and Y sites, i.e., $\{R_3^{3+}\}[R_2^{3+}]$

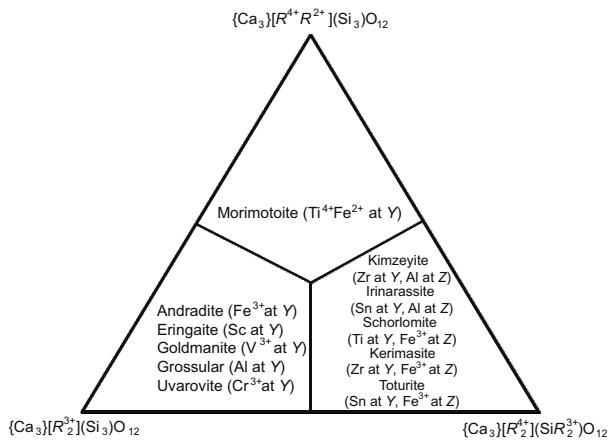


FIGURE 7. Diagram for discriminating the five species of the schorlomite group from Ca species in the garnet group.

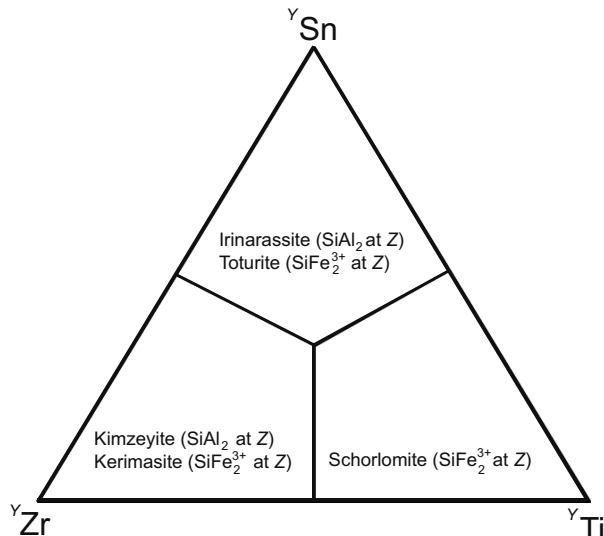


FIGURE 8. Y-site occupancy in species of the schorlomite group.

$(\text{Si}_3^+)\text{O}_{12}$. Since only four constituents occupy the X site, the compositions can be plotted in a tetrahedron with Ca, Mg, Mn^{2+} , and Fe^{2+} as vertices (Fig. 11a). Garnets with one of these cations dominant at the X site fill a volume whose edges inside the Ca-Mg-Mn²⁺-Fe²⁺ tetrahedron are shown as lines inside this tetrahedron. Figures 11b and 11c show compositions projected from the Mn and Ca vertices of the tetrahedron, respectively. These two faces of the tetrahedron suffice to illustrate the dispositions of the species. Final characterization will depend on the dominant occupancy of the Y site.

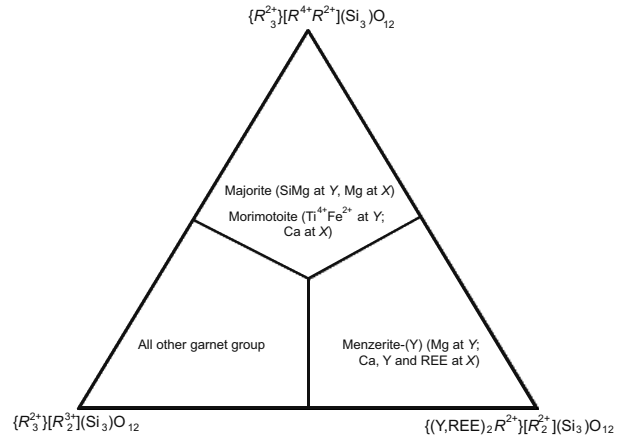


FIGURE 9. Diagram distinguishing menzerite-(Y) from species within the garnet group.

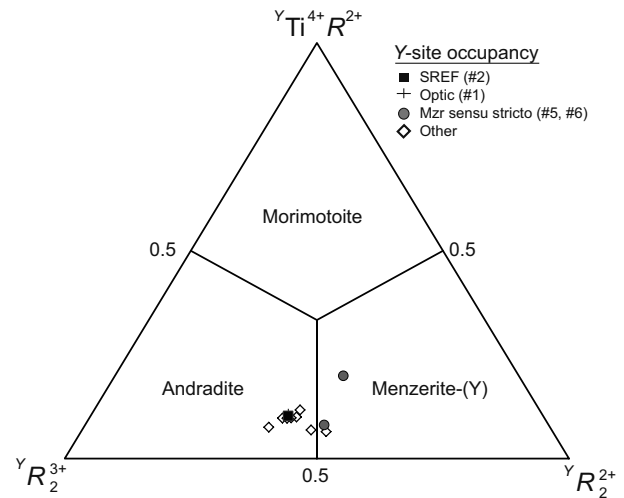


FIGURE 10. Plot of menzerite-(Y) compositions at the Y site projected from $\{\text{Y}_3\}[\text{R}_2^{3+}](\text{R}_3^+)\text{O}_{12}$ onto the plane defined by the components $\{\text{Ca}_3\}[\text{Ti}^{4+}\text{R}^{2+}](\text{Si}_3^+)\text{O}_{12}$, $\{\text{Ca}_3\}[\text{R}_2^{3+}](\text{Si}_3^+)\text{O}_{12}$, and $\{(\text{REE})_2\text{Ca}\}[\text{R}_2^{3+}](\text{Si}_3^+)\text{O}_{12}$ (cf. Fig. 7a, Grew et al. 2010). $R^{2+} = \text{Fe}$ in morimotoite, Mg in menzerite-(Y); $R^{3+} = \text{Fe}$ in andradite. Numbers refer to grains used for the crystal-structure refinement (SREF), optical measurements, and menzerite-(Y) sensu stricto (Mzr), including grain no. 5 used as the holotype to characterize the mineral. The points for SREF and Optic are superimposed. Open diamonds indicate the other nine grains analyzed (data from Grew et al. 2010).

Possible new species and compositional variations in natural garnet

The compositional variations found in the 32 approved species by no means exhaust the compositional variations observed in natural garnet, which is greatly exceeded by the very extensive variations in synthetic garnet. In the present section we will consider these variations, note compositions containing components that could be new species if they were present in larger amounts (Tables 6 and 7), and briefly describe possible new species (Table 8). Synthetic garnets will be considered only in so far that they relate to natural garnets. The components are discussed under the group to which they would belong.

Vacancy-dominant garnets—A “kenogarnet” group?

Vacancy-dominant garnets are distinguished by φ being a monovalent anion such as OH or F, as well as low content of cations at the Z site. Katoite is the only known garnet that is vacancy-dominant. However, there is considerable potential to discover more species, and thus a group could be recognized following the procedures outlined in Mills et al. (2009). In anticipation, we suggest the name “kenogarnet” from the Greek *kenos*, meaning “empty,” a term introduced as a prefix in pyrochlore supergroup nomenclature (Atencio et al. 2010).

The most abundant vacancy-dominant garnets are the so-called “hydrogarnets,” an informal term (Appendix 2) introduced by Flint et al. (1941) and generally used for any garnet containing OH incorporated by the substitution of (O_4H_4) tetrahedra for (SiO_4) tetrahedra (Fig. 3). Significant incorporation of OH by this substitution is largely limited to garnet in which the X site is occupied by Ca, e.g., katoite, henritermierite, and holtstamite. Up to 10 wt% H_2O has also been reported in andradite (Peters 1965; Lager et al. 1989; Armbruster 1995; Amthauer and Rossman 1998), leading to compositions with up to 35% of the Fe^{3+} analog of katoite (Table 6) and 4.5% of its Mn^{3+} analog (H content calculated by difference from Si occupancy determined by single-crystal refinement, Armbruster 1995). Galuskina and Galuskin (2003) and Galuskin (2005) calculated OH contents of 2.6–2.9 apfu (equivalent to 4.8–5.1 wt% H_2O) from charge balance in “hydroschorlomite” containing 13.5–14.5 wt% TiO_2 from the Wiluy River, Yakutia, Russia, the highest reported in Ti-rich garnets (cf. Chegem caldera schorlomite discussed above). In contrast, H_2O contents in pyrope, almandine, and uvarovite are reported not to exceed 0.3 wt%, and, in spessartine, not above 0.64 wt% (e.g., Aines and Rossman 1984; Rossman et al. 1988; Smyth et al. 1990; Andrut and Wildner 2001; Maldener et al. 2003; Beran and Libowitzky 2006; Johnson 2006). Wilkins and Sabine (1973) reported 2.5 wt% H_2O in spessartine,

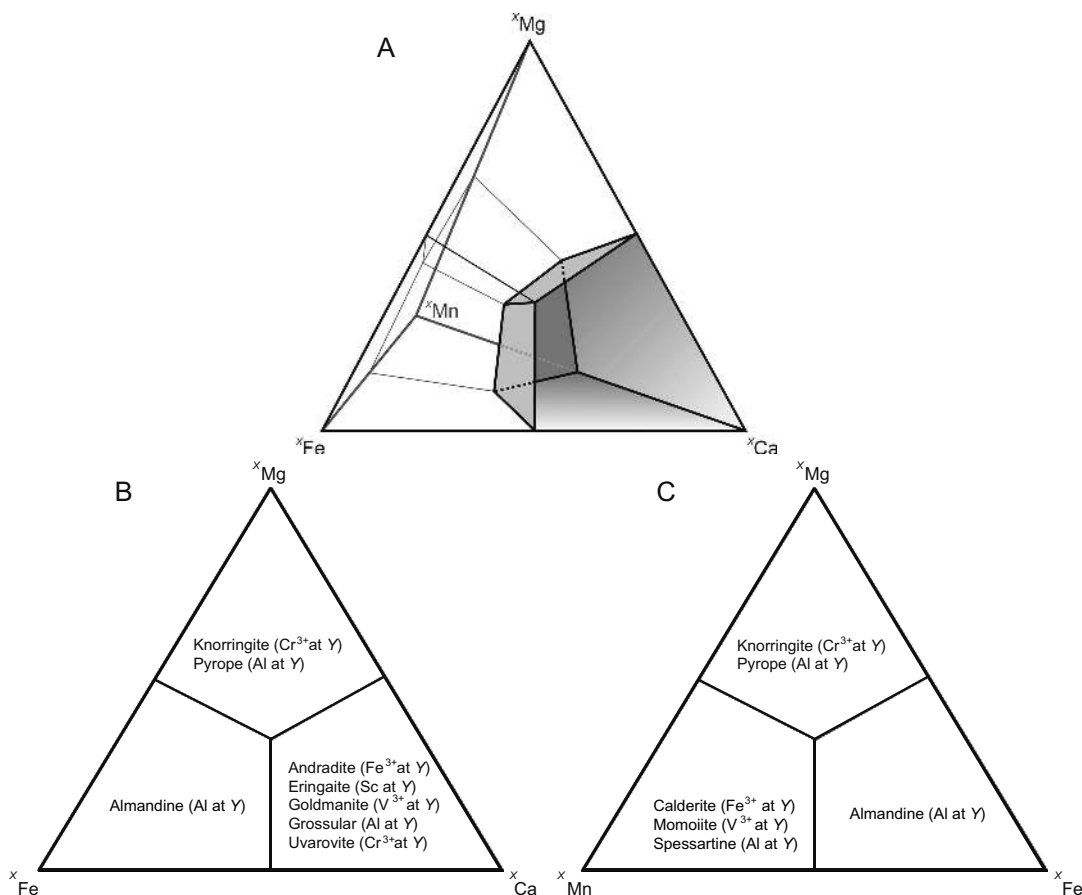


FIGURE 11. (a) Tetrahedron illustrating divisions in the garnet group based on occupancy of the X site. One compositional volume is shown with shading. (b) Projection from the Mn vertex onto front face of the tetrahedron to distinguish species. (c) Projection from the Ca vertex onto left face of the tetrahedron to distinguish species.

but this high content is anomalous and needs confirmation.

Only “hydrogarnets” with the large cations Ca and Sr (Ito and Frondel 1967b; Ivanov-Emin et al. 1982a, 1982b) at the *X* site have been synthesized, including katoite (Flint et al. 1941; Cohen-Addad et al. 1967). Syntheses of the hydroxyl-dominant analogues of uvarovite (Morán-Miguel et al. 1986) and eringaite (Ivanov-Emin et al. 1982a); as well as of $\{Ca_3\}[Mn_2^{3+}](\square_3)(OH)_{12}$ (Ivanov-Emin et al. 1982b), $\{Ca_3\}[TiFe^{3+}](Fe^{3+}\square_2)(OH)_8O_4$ (Ito and Frondel 1967b), and $\{Ca_3\}[ZrFe^{3+}](Fe^{3+}\square_2)(OH)_8O_4$ (Ito and Frondel 1967b) have been reported. However, attempts to synthesize the end-member $\{Ca_3\}[Fe_2^{3+}](\square_3)(OH)_{12}$ failed, although a garnet with about 90% $\{Ca_3\}[Fe_2^{3+}](\square_3)(OH)_{12}$ and 10% andradite could be synthesized (Flint et al. 1941; Ito and Frondel 1967b). The reported compositions are based on starting materials; only the compositions of katoite and a hydroxyl-dominant analog of andradite, $\{Ca_3\}[Fe_2^{3+}](Si_{1.15}\square_{1.85})(OH)_{7.4}O_{4.6}$, have been confirmed independently (e.g., by structure refinement, Cohen-Addad 1970; Cohen-Addad et al. 1967). In summary, the H₂O contents of natural and synthetic garnets are consistent with the conclusion reached by Lager et al. (1989) that the extent of OH substitution in garnets appears to be structurally controlled, i.e., it is greater, when the effective ionic radius (Shannon 1976) of the *X*-site cation exceeds 1.0 Å and the shared octahedral edge is longer than the unshared edge, which is the case for natural and synthetic garnets with Ca dominant at the *X* site (Novak and Gibbs 1971; Quartieri et al. 2006).

Fluorine contents up to 6 wt% F, equivalent to about 11 mol% of a $\{R_3^{3+}\}[R_3^{3+}](\square_3)F_{12}$, have been reported in grossular, spessartine, and andradite (Valley et al. 1983; Flohr and Ross 1989; Manning and Bird 1990; Smyth et al. 1990; Barbanson and Bastos Neto 1992; Visser 1993; Włodyka and Karwowski 2006; Chakhmouradian et al. 2008). Only Smyth et al. (1990) measured H₂O content, reporting 0.64 wt% in the F-bearing spessartine (Table 6), equivalent to 3% $\{R_3^{3+}\}[R_3^{3+}](\square_3)(OH)_{12}$, but Flohr and Ross (1989) and Chakhmouradian et al. (2008) reported evidence for H₂O in the infrared and Raman spectra. Attempts to synthesize an F-dominant analog of katoite have not been successful (Takamori et al. 1987).

Chlorine was sought in four of the studies of F-bearing garnet cited above, but no more than 0.01 wt% Cl was reported. Up to 0.2 wt% Cl was reported in OH-bearing grossular from the Wiluy River, Yakutia, Russia (Galuskina et al. 2001). Chesnokov (1996), Chesnokov and Bushmakina (1995), and Chesnokov et al. (1994, 2008) described “igumnovite,” ideally $\{Ca_3\}[Al_2](Si_2\square)O_8Cl_4$, and “chlorhibschite,” ideally, $\{Ca_3\}[Al_2](Si_{3-x}\square_x)O_8Cl_{4-x}$, from burned material in the Chelyabinsk coal basin, Urals, Russia, but these compounds are not considered to be naturally formed, and thus do not qualify as minerals (e.g., “igumnovite,” Jambor et al. 1997). The reported cell parameter of 12.008 Å for “igumnovite” is smaller than expected for a Cl-rich garnet from the relationship of Langley and Sturgeon (1979). Although the measured composition for “igumnovite,” $Ca_{3.04}Al_{1.72}Fe_{0.13}Mg_{0.01}Si_{2.07}F_{0.03}O_{7.90}Cl_{4.07}$ approaches ideal garnet stoichiometry, it is doubtful that either “igumnovite” or “chlorhibschite” are garnets. More likely, “igumnovite” is related to mayenite, wadalite, and the new mineral eltyubuyite (Galuskin et al. 2011b), whereas “chlorhibschite” could be a mixture of grossular, wadalite, and, perhaps, chlorides.

Yafsoanite

The 9% proportion of the component $\{Pb_3^{2+}\}[Te_2^{6+}](Zn_3)O_{12}$ listed in Tables 6 and 7 is based on the single-crystal structure refinement of material from the type locality (Mills et al. 2010; cf. Jarosch and Zemmann 1989). Electron microprobe analyses reported in the original description gave 11–16% of the Pb analog (Kim et al. 1982), but the formulas deviate from ideal stoichiometry, possibly as a result of using sulfides, a silicate and a native element for standards. Ronniger and Mill' (1973) reported synthesis of several Pb²⁺-bearing vanadate garnets (berzeliite group) with Pb at the *X* site, and Mill' (1970) reported synthesis of yafsoanite and other Te-bearing garnets, but neither reported attempts to synthesize the Pb²⁺ analog of yafsoanite.

The unnamed end-member $\{Ca_3^{2+}\}[U_2^{6+}](Fe_3^{3+})O_{12}$ is calculated to be major constituent of elbrusite (Fig. 4; Table 6) and dzhuluite (Appendix 3'), but has not yet been synthesized.

Henritermierite group

Boiocchi et al. (2012) reported nearly end-member spessartine containing 0.09 Fe and 0.04 Ca pfu, but only 2.52 Si pfu, the deficiency being made up by OH and F in nearly equal proportions (Table 6). The *I*₄/*acd* symmetry indicates that the mineral is more closely analogous to holtstamite rather than katoite. The spessartine is the first example of a garnet showing *I*₄/*acd* symmetry but containing no Mn³⁺, and thus Boiocchi et al. (2012) attribute the lower symmetry to (OH, F)₄ groups. Si is partially ordered, preferentially occupying the Z1 site (93.0%) vs. the Z2 site (73.8%).

Bitikleite group

Given the large number of elements found in analyses of garnets of the bitikleite group, the potential for new species is great. For example, analysis 10 of elbrusite in Table 2 of Galuskina et al. (2010a) corresponds to the Sn-dominant analog of elbrusite (Fig. 4), and is possibly a new species (Table 8). Zaitsev et al. (2010) reported a zone with up to 10.1 wt% Nb₂O₅ in a kerimasite crystal, this amount corresponds to 0.48 Nb per formula unit, or nearly 50% of a $\{Ca_3\}[NbZr](R_3^{3+})O_{12}$ component, which implies the possibility of new species for $R^{3+} = Fe$ and Al, the Nb analog of usturite (Table 8).

Up to 4 wt% ThO₂ (0.1 Th pfu) has been reported in bitikleite and schorlomite-group minerals (Lupini et al. 1992; Galuskina et al. 2010a, 2010e), which would correspond to 20 mol% of a $\{Th_{0.5}Ca_{2.5}\}[R_2^{4+}](R_3^{3+})O_{12}$ component. The end-member with Zr and Fe, i.e., $\{Th_{0.5}Ca_{2.5}\}[Zr_2^{4+}](Fe_3^{3+})O_{12}$, has been synthesized (Ito and Frondel 1967a; Yuditsev 2003; Utsunomiya et al. 2005).

Yttrium-aluminum (YAG) and yttrium-iron (YIG) garnets

The rare earth elements can form a large number of synthetic compounds having general formulas of the type $\{R_3^{3+}\}R_3^{3+}O_{12}$ and isostructural with garnet (e.g., Yoder and Keith 1951; Geller 1967), of which $\{Y_3\}[Al_2](Al_3)O_{12}$ (yttrium aluminum garnet or YAG) and $\{Y_3\}[Fe_2^{3+}](Fe_3^{3+})O_{12}$ (yttrium iron garnet or YIG) are the most relevant to minerals (Tables 6 and 7). Although the total charge at Z is 9, the garnet end-members YAG and YIG have not been placed in the bitikleite group because of the very different occupancies at *Y* and *X*. Up to 5 mol% of the YAG component has been reported in spessartine and almandine (e.g.,

Jaffe 1951; Røhr et al. 2007), and 5 mol% of the YIG component has been reported in andradite (Kasowski and Hogarth 1968), but the maximum proportion of a generalized $\{(Y, \text{REE})_3\}[(\text{Fe}^{3+}, \text{Al})_2](\text{Al}_3)\text{O}_{12}$ component in a natural garnet is 8% in menzerite-(Y)-andradite solid solution (Grew et al. 2010).

Schorlomite group

Koritnig et al. (1978) reported Zr-rich schorlomite from calc-silicate inclusions in gabbro of Radautal, Harz Mountains, Germany. Analyses of three samples gave 6.2–6.8 wt% Al_2O_3 and 23.1–25.6 wt% SiO_2 contents; the sample giving the highest ZrO₂ content (Zr = 0.55 apfu) is plotted in Figure 5. Our calculations for this sample give 48.9–49.0% $\{\text{Ca}_3\}[\text{R}_3^{2+}](\text{SiR}_3^{3+})\text{O}_{12}$ with Ti > Zr at Y and Al > Fe³⁺ at Z, i.e., a possible Al analog of schorlomite or Ti analog of kimzeyite. Using Mössbauer spectroscopic data, Koritnig et al. (1978) gave the Z site composition as $(\text{Si}_{2.00}\text{Al}_{0.56}\text{Fe}_{0.24}^{2+}\text{Ti}_{0.16}\text{Fe}_{0.03}^{3+})$. Ito and Frondel (1967a) synthesized end-member schorlomite and kimzeyite, but we are not aware of a successful synthesis of the end-member $\{\text{Ca}_3\}[\text{Ti}_2](\text{SiAl}_2)\text{O}_{12}$.

Garnet group

Formulas calculated from the two analyses richest in Ti from garnets of the Marathon dikes, Ontario (Platt and Mitchell 1979), plot in the morimotoite field (Fig. 5) and have total Mg/(Mg+Fe²⁺) = 0.63–0.64, i.e., the end-member $\{\text{Ca}_3\}[\text{TiMg}](\text{Si}_3)\text{O}_{12}$, the Mg analog of morimotoite, is dominant (Table 8). However, the Marathon dike compositions plot close to the boundary with schorlomite and calculation of Fe²⁺/Fe³⁺ ratio from stoichiometry has a large uncertainty (Giaramita and Day 1990); thus a clear dominance of $\{\text{Ca}_3\}[\text{TiMg}](\text{Si}_3)\text{O}_{12}$ in a natural garnet remains to be demonstrated.

Gallium and germanium can form a large number of synthetic compounds isostructural with garnet (Geller 1967), but only $\{\text{Ca}_3\}[\text{Ga}_2](\text{Ge}_3)\text{O}_{12}$ might have a natural analog. Johan and Oudin (1986) reported from the Pyrenees of France equant, six-sided crystals up to 10 μm across of a Ca-Ga-Ge mineral having compositions consistent with garnet stoichiometry (abstract in Jambor et al. 1988b). Cores of the highly zoned grains are close to $\{\text{Ca}_3\}[\text{Ga}_2](\text{Ge}_3)\text{O}_{12}$ in composition, whereas the rims have compositions approximately intermediate between this composition and grossular. The list of valid unnamed minerals (Smith and Nickel 2007) also gave $\{\text{Ca}_3\}[\text{Al}_2](\text{Ge}_3)\text{O}_{12}$ as a possible new species (Table 8), but our recalculation of formulas from the two compositions closest to this end-member (Johan and Oudin 1986) gave Si > Ge at the Z site and minor Ge at the Y site assuming Si is preferentially incorporated at the Z site. The crystals were too small to confirm the identification as a garnet by the technologies available at the time.

Fermor (1926, 1938) introduced three hypothetical garnet end-members (Tables 6–7; Appendix 2): “blythite,” $\{\text{Mn}_3^{2+}\}[\text{Mn}_2^{3+}](\text{Si}_3)\text{O}_{12}$, as a subordinate component in a garnet from Cargoon, Nagpur, India; “khoharite,” $\{\text{Mg}_3^{2+}\}[\text{Fe}_2^{3+}](\text{Si}_3)\text{O}_{12}$, as the precursor to enstatitic chondrules in the Khohar meteorite and as a subordinate component in a pyrope from a “garnet-diopside” xenolith (eclogite?) in kimberlite from South Africa; and “skiaigite,” $\{\text{Fe}_3^{2+}\}[\text{Fe}_2^{3+}](\text{Si}_3)\text{O}_{12}$, as a component in almandine from Glen Skiag, Scotland. Although later studies have reported up to nearly 9 mol% “blythite” based on measurement or stoichiometric

calculation of Mn³⁺ in andradite from manganese formations, Otjosondou, Namibia (Amthauer et al. 1989; Bühn et al. 1995), “khoharite” and “skiaigite” have been elusive, e.g., Virgo and Yoder (1974) failed to find “skiaigite” in spessartine-almandine from the type locality at Glen Skiag, Scotland. The main problem in identifying these components in complex natural garnets is that the calculation depends on the sequence of calculation (Rickwood 1968; Locock 2008), i.e., Fe³⁺ is first assumed to be present as the andradite component; only leftover Fe³⁺ would be combined with Fe²⁺ or Mg in the “skiaigite” or “khoharite” components, respectively, and Mn³⁺ could be present as $\{\text{Ca}_3\}[\text{Mn}_3^{2+}](\text{Si}_3)\text{O}_{12}$ as well as $\{\text{Mn}_3^{2+}\}[\text{Mn}_2^{3+}](\text{Si}_3)\text{O}_{12}$ in the Otjosondou garnet (Table 6). Garnets containing a significant proportion of the $\{\text{Ca}_3\}[\text{Mn}_2^{3+}](\text{Si}_3)\text{O}_{12}$, “blythite,” “khoharite,” and “skiaigite” end-members have been synthesized at relatively high pressures, i.e., above 30 kbar (Coes 1955; Nishizawa and Koizumi 1975; Karpinskaya et al. 1982; Fursenko 1983; Woodland and O’Neill 1993, 1995; Arlt et al. 1998), and could become more abundant under mantle pressures.

Rudashevskii and Mochalov (1984) reported a Mn-Cr-Si mineral thought to be a garnet in heavy concentrates from eluvium of Pt-bearing serpentinite in the Far East of Russia (summary in Jambor et al. 1988a). The mineral forms highly zoned grains 1–30 μm across enclosed in Cr-Ni-bearing γ-Fe. The formula (with cations grouped by valence) for the analysis with the highest Cr content is $\{\text{Mn}_{2.99}^{2+}\}[(\text{Cr}_{1.14}^{3+}, \text{Mn}_{0.51}^{3+})\text{Ti}_{0.35}](\text{Si}_{2.22}\text{Ti}_{0.35})(\text{Al}_{0.28}\text{Fe}_{0.08}^{3+})\text{O}_{12}$, i.e., a $\{\text{Mn}_3^{2+}\}[\text{Cr}_2^{3+}](\text{Si}_3)\text{O}_{12}$ component can be considered dominant, whereas that for the lowest Cr content is $\{\text{Mn}_3^{2+}\}[(\text{Mn}_{0.79}^{3+}, \text{Cr}_{0.60}^{3+}, \text{Al}_{0.09}, \text{Fe}_{0.08}^{3+})\text{Ti}_{0.22}, \text{Mn}_{0.22}^{2+}](\text{Si}_{3.01})\text{O}_{12}$, i.e., with “blythite” dominant. The presence of significant Mn³⁺ in association with Fe⁰ is unexpected, as is the preservation of metallic Fe in eluvium. In the absence of X-ray or electron diffraction patterns and clearer evidence for the natural origin of the concentrates, the natural occurrence of a $\{\text{Mn}_3^{2+}\}[\text{Cr}_2^{3+}](\text{Si}_3)\text{O}_{12}$ -dominant or $\{\text{Mn}_3^{2+}\}[\text{Mn}_2^{3+}](\text{Si}_3)\text{O}_{12}$ -dominant garnet remains to be demonstrated.

Three components have been proposed for incorporation of Na in garnet-group minerals (Tables 4 and 6), all of which have been inferred to be favored by increasing pressure, $^{\text{X}}\text{Na}+^{\text{Y}}(\text{Y}, \text{Yb}) = 2^{\text{X}}\text{R}^{2+}$ (Enami et al. 1995; Røhr et al. 2007) and $^{\text{X}}\text{Na}+^{\text{Y}}\text{Si} = ^{\text{X}}\text{R}^{2+}+^{\text{Y}}\text{Al}$ or $^{\text{X}}\text{Na}+^{\text{Y}}\text{Ti} = ^{\text{X}}\text{R}^{2+}+^{\text{Y}}\text{Al}$ (Ringwood and Major 1971; Sobolev and Lavrent’ev 1971; Bobrov et al. 2008; Harte 2010; Collerson et al. 2010).

Berzeliite group

Phosphorus contents generally do not exceed 1 wt% P₂O₅ in pyrope, almandine, and spessartine, both in wet chemical (e.g., Koritnig 1965; Deer et al. 1982) and in electron microprobe analyses (e.g., Bishop et al. 1978; Hiroi et al. 1997; Breiter et al. 2005; Kawakami and Hokada 2010). Mason and Berggren (1942) reported 4.1 wt% P₂O₅ in spessartine from Wodgina, Australia (sample no. NRM 884695, Swedish Museum of Natural History), but Breiter et al. (2005) found only 0.24–0.27 wt% with the electron microprobe. An energy-dispersive spectroscopic analysis of the spessartine in this specimen (normalized to 100%) with an SEM gave P contents closer to the amounts reported by Breiter et al. (2005): SiO₂ 35.78, Al₂O₃ 20.52, FeO 3.91, MnO 39.15, CaO 0.20, P₂O₅ 0.42 (±0.12) (Hålenius, unpublished data). The spessartine grains are cut by microfissures ranging

from <1 μm to ca. 10 μm thick filled with Ca-Mn-phosphates. In some grains, the microfissures are sufficiently abundant to form networks, whereas in other grains they occurred singly up to 100 μm apart. It would have been nearly impossible to obtain a pure spessartine concentrate suitable for wet chemical analyses from this specimen.

Thompson (1975) reported experimental evidence for increased incorporation of P and Na with increasing pressure, a relationship consistent with the presence of up to 0.25 wt% P_2O_5 in pyrope associated with coesite at Dora Maira, Italy (Brunet and Lecocq 1999), exsolved apatite in garnet from mantle eclogite (Haggerty et al. 1994) and with the synthesis of $\{\text{Na}_3\}[\text{Al}_2](\text{P}_3)\text{O}_{12}$ at 150–170 kbar by Brunet et al. (2006). Thilo (1941) reported synthesis of $\{\text{Na}_3\}[\text{Al}_2](\text{P}_3)\text{O}_{12}$ at atmospheric pressure, but subsequent attempts to reproduce such syntheses failed (Schwarz and Schmidt 1971). On the basis of a large number of analyses yielding up to 1.21 wt% P_2O_5 (equivalent to 0.086 P pfu) in almandine and spessartine from granitic rocks, Breiter et al. (2005) showed that: (1) P content varies inversely with Si; (2) Na/P ratio to be approximately 1/5; and (3) Al is relatively constant, consistent with the substitutions $^X\text{Al} + 2^Z\text{P} = ^X\text{R}^{2+} + 2^Z\text{Si}$ and much subordinate $^X\text{Na} + ^Z\text{P} = ^X\text{R}^{2+} + ^Z\text{Si}$. There was no evidence in their data for the substitution $^Z(\text{Al}, \text{Fe}^{3+}) + ^Z\text{P} = 2^Z\text{Si}$ reported in an almandine-spessartine containing up to 2.1 wt% P_2O_5 from rhyolite, Tanzawa Mountainland, Japan (Arima and Yamashita 1994). Breiter et al. (2005) also concluded that the main control on incorporation of P seems to be the P contents in melt or post-magmatic fluid instead of pressure.

The maximum FeO content reported in a berzeliite-group mineral is 1.52 wt% in berzeliite from Montaldo mine, Italy, equivalent to 6% of the $\{\text{Ca}_2\text{Na}\}[\text{Fe}_2^{2+}](\text{As}_3^{5+})\text{O}_{12}$ end-member (Nagashima and Armbruster 2012). Attempts to synthesize the Fe^{2+} analog of berzeliite have not been successful (Ito 1968; Schwarz and Schmidt 1971).

SUMMARY OF CONCLUSIONS, ACTIONS, AND RECOMMENDATIONS

- The garnet supergroup comprises 32 approved species, with an additional 5 possible species needing further study to be approved.
- The supergroup includes all minerals isostructural with garnet regardless of what elements occupy specific cation or anion sites.
- We have subdivided the supergroup into groups based on symmetry and total charge at the tetrahedral Z site. Twenty-nine species belong to one of five groups, one tetragonal (henritermierite), and four isometric—bitikleite, schorlomite, garnet, and berzeliite, in which the total Z charge is 8, 9, 10, 12, and 15, respectively. Three species are single representatives of potential groups in which total charge at Z is 0 (katoite), 3 (cryolithionite), and 6 (yafsoanite).
- Species are identified on the basis of the dominant-constituent and dominant-valency rules, and in some cases, by valency-imposed double site-occupancy.
- We recommend that suffixes (other than Levinson modifiers) not be used in naming minerals in the garnet supergroup. We have discredited existing names that have suffixes and replaced them with new root names where

necessary, specifically, bitikleite-(SnAl) with bitikleite, bitikleite-(SnFe) with dzhuluite, bitikleite-(ZrFe) with usturite, and elbrusite-(Zr) with elbrusite.

- We have discredited the name hibschite in favor of grossular, as Si is the dominant cation at the Z site.
- Twenty-one end-members have been reported as subordinate components in minerals of the garnet supergroup of which six have been reported in amounts up to 20 mol% or more, whereas several others have been synthesized, which implies the potential for more species in the garnet supergroup.

ACKNOWLEDGMENTS

We thank Thomas Armbruster, Anton Chakhmouradian, Anastasia Chopelas, and Anatoly Zaitsev for their assistance during preparation of these recommendations. Members of the CNMNC and Roberta Oberli commented on the version voted on by the CNMNC; Fernando Colombo, Darrell Henry, and Milan Novák commented on the version submitted to *American Mineralogist*—we are grateful to all for their constructive reviews, which resulted in substantial improvement of the manuscript. Makoto Arima is thanked for a translation of Arima and Yamashita (1994) and Pavel Kartashov for permission to publish his photograph of cryolithionite (Fig. 1b). We thank Carol Stockton for her assistance with Appendix 2. Jan Cempírek is thanked for sharing unpublished EMPA and LA-ICP-MS data on Li-bearing garnet from Horní Bory, Czech Republic. E.S.G. is supported by U.S. National Science Foundation Grant EAR 0837980 to the University of Maine.

REFERENCES CITED

- Agricola, G. (1546) De natura fossilium. Translated by M.C. Bandy and J.A. Bandy (1955) Textbook of Mineralogy, Geological Society of America Special Paper 63.
- Aines, R.D. and Rossman, G.R. (1984) The hydrous component in garnets: pyralites. *American Mineralogist*, 69, 1116–1126.
- Allmann, R. and Hinek, R. (2007) The introduction of structure types into the inorganic crystal structure database ICSD. *Acta Crystallographica*, A63, 412–417.
- Amthauer, G. and Rossman, G.R. (1998) The hydrous component in andradite garnet. *American Mineralogist*, 83, 835–840.
- Amthauer, G., Annersten, H., and Hafner, S.S. (1977) The Mössbauer spectrum of ^{57}Fe in titanium-bearing andradites. *Physics and Chemistry of Minerals*, 1, 399–413.
- Amthauer, G., Katz-Lehnert, K., Lattard, D., Okrusch, M., and Woermann, E. (1989) Crystal chemistry of natural Mn^{3+} -bearing calderite-andradite garnets from Otjosondu, SWA/Namibia. *Zeitschrift für Kristallographie*, 189, 43–56.
- Andrut, M. and Wildner, M. (2001) The crystal chemistry of birefringent natural uvarovites: Part I. Optical investigations and UV-VIS-IR absorption spectroscopy. *American Mineralogist*, 86, 1219–1230.
- Angel, R.J., Finger, L.W., Hazen, R.M., Kanzaki, M., Weidner, D.J., Liebermann, R.C., and Veblen, D.R. (1989) Structure and twinning of single-crystal MgSiO_3 garnet synthesized at 17 GPa and 1800 °C. *American Mineralogist*, 74, 509–512.
- Arima, M. and Yamashita, H. (1994) P_2O_5 -rich garnet from Hosokawa-dani, Tanzawa Mountainland. *Journal of Mineralogy, Petrology and Economic Geology*, 89, 166 (Abstract, in Japanese).
- Arlt, T., Armbruster, T., Miletich, R., Ulmer, P., and Peters, T. (1998) High pressure single-crystal synthesis, structure and compressibility of the garnet $\text{Mn}_3^{2+}\text{Mn}_3^{3+}[\text{SiO}_4]_3$. *Physics and Chemistry of Minerals*, 26, 100–106.
- Armbruster, T. (1995) Structure refinement of hydrous andradite, $\text{Ca}_3\text{Fe}_{1.54}\text{Mn}_{0.20}\text{Al}_{0.26}(\text{SiO}_4)_{1.68}(\text{O}_4\text{H})_{1.35}$, from the Wessels mine, Kalahari manganese field, South Africa. *European Journal of Mineralogy*, 7, 1221–1225.
- Armbruster, T. and Geiger, C.A. (1993) Andradite crystal chemistry, dynamic X-site disorder and structural strain in silicate garnets. *European Journal of Mineralogy*, 5, 59–71.
- Armbruster, T., Geiger, C.A., and Lager, G.A. (1992) Single-crystal X-ray structure study of synthetic pyrope almandine garnets at 100 and 293 K. *American Mineralogist*, 77, 512–521.
- Armbruster, T., Birrer, J., Libowitzky, E., and Beran, A. (1998) Crystal chemistry of Ti-bearing andradites. *European Journal of Mineralogy*, 10, 907–921.
- Armbruster, T., Kohler, T., Libowitzky, E., Friedrich, A., Miletich, R., Kunz, M., Medenbach, O., and Gutzmer, J. (2001) Structure, compressibility, hydrogen bonding, and dehydration of the tetragonal Mn^{3+} hydrogarnet, henritermierite. *American Mineralogist*, 86, 147–158.
- Atencio, D., Andrade, M.B., Christy, A.G., Gieré, R., and Kartashov, P.M. (2010) The pyrochlore supergroup of minerals: Nomenclature. *Canadian Mineralogist*, 48, 673–698.
- Aubry, A., Dusausoy, Y., Laffaille, A., and Protas, J. (1969) Détermination et

- étude de la structure cristalline de l'henritermierite, hydrogrenat de symétrie quadratique. *Bulletin de la Société Française de Minéralogie et de Cristallographie*, 92, 126–133.
- Back, M.E. and Mandarino, J.A. (2008) *Fleischer's Glossary of Mineral Species 2008*. The Mineralogical Record, Inc., Tucson, Arizona.
- Barbanson, L. and Bastos Neto, A.C. (1992) Hydroandradite titanifère fluorée et grenat ($\text{Spe}_{39}\text{Gro}_{31}\text{Alm}_{23}\text{And}_6$) fluoré des granitoïdes du district à fluorine de Santa Catarina (Brésil): Description minéralogique, mécanisme d'incorporation du fluor, signification pétrologique et métallogénique. *Comptes Rendus de l'Académie des Sciences, Série, 2*, 314, 63–69.
- Basso, R. (1987) The crystal structure of palenzonaite, a new vanadate garnet from Val Graveglia (Northern Apennines, Italy). *Neues Jahrbuch für Mineralogie Monatshefte*, 1987, 136–144.
- Basso, R. and Cabella, R. (1990) Crystal chemical study of garnets from metarodingites in the Voltri Group metaophiolites (Ligurian Alps, Italy). *Neues Jahrbuch für Mineralogie Monatshefte*, 1990, 127–136.
- Basso, R., Cimmino, F., and Messiga, B. (1984a) Crystal chemistry of hydrogarnets from three different microstructural sites of a basaltic metarodingite from the Voltri Massif (Western Liguria, Italy). *Neues Jahrbuch für Mineralogie Abhandlungen*, 148, 246–258.
- (1984b) Crystal chemical and petrological study of hydrogarnets from a Fe-gabbro metarodingite (Gruppo di Voltri, Western Liguria, Italy). *Neues Jahrbuch für Mineralogie Abhandlungen*, 150, 247–258.
- Belyankin, D.S. and Petrov, V.P. (1941) The grossularoid group (hibschite, plazolite). *American Mineralogist*, 26, 450–453.
- Beran, A. and Libowitzky, E. (2006) Water in natural mantle minerals II: Olivine, garnet and accessory minerals. In H. Keppler and J.R. Smyth, Eds., *Water in nominally anhydrous minerals*, 62, 169–191. *Reviews in Mineralogy and Geochemistry*, Mineralogical Society of America, Chantilly, Virginia.
- Beudant, F.S. (1832) *Spessartine. Traité Élémentaire de Minéralogie*, Second edition, volume 2, Paris, 52–55.
- Birkett, T.C. and Trzcinski, W.E. Jr. (1984) Hydrogarnet: multi-site hydrogen occupancy in the garnet structure. *Canadian Mineralogist*, 22, 675–680.
- Bishop, F.C., Smith, J.V., and Dawson, J.B. (1978) Na, K, P and Ti in garnet, pyroxene and olivine from peridotite and eclogite xenoliths from African kimberlites. *Lithos*, 11, 155–173.
- Blix, R. and Wickman, F.E. (1959) A contribution to the knowledge of the mineral berzeliite. *Arkiv för Mineralogi och Geologi*, 2, 417–424.
- Bobrov, A.V., Litvin, Yu.A., Bindi, L., and Dymshits, A.M. (2008) Phase relations and formation of sodium-rich majoritic garnet in the system $\text{Mg}_2\text{Si}_2\text{O}_7\text{-Na}_2\text{MgSi}_2\text{O}_7$ at 7.0 and 8.5 GPa. *Contributions to Mineralogy and Petrology*, 156, 243–257.
- Boiocchi, M., Bellatreccia, F., Della Ventura, G., and Oberti, R. (2012) On the symmetry and atomic ordering in (OH,F)-rich spessartine: towards a new hydrogarnet end-member. *Zeitschrift für Kristallographie*, 227, 385–395, DOI: 10.1524/zkri.2012.1487.
- Bordage, A., Brouder, C., Balan, E., Cabaret, D., Juhin, A., Arrio, M.-A., Sainctavit, P., Calas, G., and Glatzel, P. (2010) Electronic structure and local environment of substitutional V^{3+} in grossular garnet $\text{Ca}_3\text{Al}_2(\text{SiO}_4)_3$: K-edge X-ray absorption spectroscopy and first-principles modeling. *American Mineralogist*, 95, 1161–1171.
- Boysen, H., Lerch, M., Stys, A., and Senyshyn, A. (2007) Structure and oxygen mobility in mayenite ($\text{Ca}_{12}\text{Al}_4\text{O}_{33}$): A high-temperature neutron powder diffraction study. *Acta Crystallographica*, B63, 675–682.
- Breiter, K., Novák, M., Koller, F., and Cempírek, J. (2005) Phosphorus – an omnipresent minor element in garnet of diverse textural types from leucocratic granitic rocks. *Mineralogy and Petrology*, 85, 205–221.
- Brunet, F. and Lecocq, D. (1999) Phosphorus incorporation in garnet: natural and experimental data. *European Journal of Mineralogy*, 11, 43 (abstract).
- Brunet, F., Bonneau, V., and Irifune, T. (2006) Complete solid-solution between $\text{Na}_3\text{Al}_2(\text{PO}_4)_3$ and $\text{Mg}_3\text{Al}_2(\text{SiO}_4)_3$ garnets at high pressure. *American Mineralogist*, 91, 211–215.
- Bubeck, W. and Machatschki, F. (1935) Die Kristallstruktur des Berzeliit ($\text{Ca}_3\text{Na}_3(\text{Mg},\text{Mn})_2[\text{AsO}_4]_3$). *Zeitschrift für Kristallographie*, 90, 44–50.
- Bühn, B., Okrusch, M., Woermann, E., Lehnert, K., and Hoernes, S. (1995) Metamorphic evolution of Neoproterozoic manganese formations and their country rocks at Otjosondu, Namibia. *Journal of Petrology*, 36, 463–496.
- Carlson, W.D. (2012) Rates and mechanism of Y, REE, and Cr diffusion in garnet. *American Mineralogist*, 97, 1598–1618.
- Cartie, B., Archambault, F., Choisnet, J., Rulmont, A., Tarte, P., and Abs-Wurm-bach, I. (1992) About the occurrence of tetrahedrally co-ordinated Sn^{4+} and Ti^{4+} in the new synthetic garnet-type solid solution $\text{Ca}_3\text{Sn}_{3-x}\text{Ti}_x\text{Fe}_2\text{O}_{12}$ ($0.25 \leq x \leq 1.50$). *Journal of Materials Science Letters*, 11, 1163–1166.
- Cempírek, J., Novák, M., Dolníček, Z., Kotková, J., and Škoda, R. (2010) Crystal chemistry and origin of grandierite, ominelite, boralsilite, and werdingite from the Bory Granulite Massif, Czech Republic. *American Mineralogist*, 95, 1533–1547.
- Chakhmouradian, A.R. and McCammon, C.A. (2005) Schorlomite: a discussion of the crystal chemistry, formula, and inter-species boundaries. *Physics and Chemistry of Minerals*, 32, 277–289.
- Chakhmouradian, A.R., Cooper, M.A., Medici, L., Hawthorne, F.C., and Adar, F. (2008) Fluorine-rich hibschite from silicocarbonatite, Afrikanda complex, Russia: Crystal chemistry and conditions of crystallization. *Canadian Mineralogist*, 46, 1033–1042.
- Chesnokov, B.V. (1996) High-temperature chlorosilicate in burned-out mine spoil heaps in the Chelyabinsk coal basin. *Transactions of the Russian Academy of Science, Earth Sciences Section*, 345, 104–106.
- Chesnokov, B.V. and Bushmakina, A.F. (1995) New minerals from the burnt dumps of the Chelyabinsk coal basin. (eighth communication). *Ural'skii Mineralogicheskii Sbornik*, 5, 3–22 (in Russian).
- Chesnokov, B.V., Vilisov, V.A., Bushmakina, A.F., Kotlyarov, V.A., and Belogub, Ye.V. (1994) New minerals from the burnt dumps of the Chelyabinsk coal basin. (sixth communication). *Ural'skii Mineralogicheskii Sbornik*, 3, 3–34 (in Russian).
- Chesnokov, B.V., Shcherbakova, Ye.P., and Nishanbayev, T.P. (2008) Minerals from the Burnt Dumps of the Chelyabinsk Coal Basin. Miass, Russian Academy of Sciences, Urals Division, Institute of Mineralogy (in Russian).
- Cho, H. and Rossman, G.R. (1993) Single-crystal NMR studies of low-concentration hydrous species in minerals: Grossular garnet. *American Mineralogist*, 78, 1149–1164.
- Clark, A.M. (1993) *Hey's mineral index. Mineral species, varieties and synonyms, third edition*. Chapman and Hall, London.
- Coes, L. Jr. (1955) High pressure minerals. *Journal of the American Ceramic Society*, 38, 298.
- Cohen-Addad, C. (1970) Étude du composé $\text{Ca}_3\text{Fe}_2(\text{SiO}_4)_{1.15}(\text{OH})_{7.4}$ par absorption infrarouge et diffraction des rayons X et des neutrons. *Acta Crystallographica*, A26, 68–70.
- Cohen-Addad, C., Ducros, P., and Bertaut, E.F. (1967) Étude de la substitution du groupement SiO_4 par $(\text{OH})_4$ dans les composés $\text{Al}_2\text{Ca}_2(\text{OH})_{12}$ et $\text{Al}_2\text{Ca}_3(\text{SiO}_4)_{2.16}(\text{OH})_{3.36}$ de type grenat. *Acta Crystallographica*, 23, 220–230.
- Collerson, K.D., Williams, Q., Kamber, B.S., Omori, S., Arai, H., and Ohtani, E. (2010) Majoritic garnet: A new approach to pressure estimation of shock events in meteorites and the encapsulation of sub-lithospheric inclusions in diamond. *Geochimica et Cosmochimica Acta*, 74, 5939–5957.
- Cornu, F. (1905) Neues Kontaktmineral "Hibschit." *Tschermaks Mineralogische und Petrographische Mitteilungen*, 24, 327–328.
- (1906) Beiträge zur Petrographie des Böhmisches Mittelgebirges. I. Hibschit, ein neues Kontaktmineral. *Tschermaks Mineralogische und Petrographische Mitteilungen*, 25, 249–268.
- Cussen, E.J. (2006) The structure of lithium garnets: cation disorder and clustering in a new family of fast Li^+ conductors. *Chemical Communications*, 2006, 412–413, DOI: 10.1039/b514640b.
- (2010) Structure and ionic conductivity in lithium garnets. *Journal of Materials Chemistry*, 20, 5167–5173, DOI: 10.1039/b925553b.
- Dana, J.D. (1837) *A System of Mineralogy*. Durrie and Peck and Herrick and Noyes, New Haven.
- Dana, E.S. (1892) *System of Mineralogy*, Sixth edition. Wiley, New York.
- Deer, W.A., Howie, R.A., and Zussman, J. (1982) *Rock-forming minerals*, Vol. 1A, Orthosilicates, Second edition. Longman, London.
- Dowty, E. (1971) Crystal chemistry of titanian and zirconian garnet: I. Review and spectral studies. *American Mineralogist*, 56, 1983–2009.
- Droop, G.T.R. (1987) A general equation for estimating Fe^{3+} concentrations in ferromagnesian silicates and oxides from microprobe analyses, using stoichiometric criteria. *Mineralogical Magazine*, 51, 431–435.
- Dunn, P.J., Fleischer, M., Langley, R.H., Shigley, J.E., and Zilzer, J.A. (1985) New mineral names. *American Mineralogist*, 70, 871–881.
- Eeckhout, S.G., Castañeda, C., Ferreira, A.C.M., Sabioni, A.C.S., de Grave, E., and Vasconcelos, D.C.L. (2002) Spectroscopic studies of spessartine from Brazilian pegmatites. *American Mineralogist*, 87, 1297–1306.
- Enami, M., Cong, B., Yoshida, T., and Kawabe, I. (1995) A mechanism for Na incorporation in garnet: An example from garnet in orthogneiss from the Su-Lu terrane, eastern China. *American Mineralogist*, 80, 475–482.
- Ercit, T.S. (1993) Caryinite revisited. *Mineralogical Magazine*, 57, 721–727.
- Fehr, K.T. and Amthauer, G. (1996) Comment on "Morimotoite, $\text{Ca}_3\text{TiFe}^{2+}\text{Si}_2\text{O}_{12}$, a new titanian garnet from Fuka, Okayama Prefecture, Japan" by Henmi et al. *Mineralogical Magazine*, 60:842–845, 1995.
- Feng, Q.L., Glasser, F.P., Howie, R.A., and Lachowski, E.E. (1988) Chlorosilicate with the $12\text{CaO} \cdot 7\text{Al}_2\text{O}_3$ structure and its relationship to garnet. *Acta Crystallographica*, C44, 589–592.
- Fermor, L.L. (1909) The manganese-ore deposits of India. *Calderite*, in Chapter 6, *Memoirs of the Geological Society of India*, 37, 182–186.
- (1926) On the composition of some Indian garnets. *Records of the Geological Society of India*, 59(2), 191–207.
- (1938) On khoharite, a new garnet and on the nomenclature of garnets. *Records of the Geological Survey of India*, 73(1), 145–156.
- Ferro, O., Galli, E., Papp, G., Quartieri, S., Szakáll, S., and Vezzalini, G. (2003) A new occurrence of katoite and re-examination of the hydrogrossular group.

- European Journal of Mineralogy, 15, 419–426.
- Finger, L.W. and Conrad, P.G. (2000) The crystal structure of “tetragonal almandine-pyrope phase” (TAPP): A reexamination. *American Mineralogist*, 85, 1804–1807.
- Fleischer, M. (1965) New mineral names. *American Mineralogist*, 50, 805–813.
- (1973) New mineral names. *American Mineralogist*, 58, 560–562.
- Flint, E.P., McMurdie, H.F., and Wells, L.S. (1941) Hydrothermal and X-ray studies of the garnet-hydrogarnet series and the relationship of the series to hydration products of portland cement. *Journal of Research of the National Bureau of Standards*, 26, 13–33.
- Floh, M.J.K. and Ross, M. (1989) Alkaline igneous rocks of Magnet Cove, Arkansas: Metasomatized ijolite xenoliths from Diamond Jo quarry. *American Mineralogist*, 74, 113–131.
- Foshag, W.F. (1920) Plazolite, a new mineral. *American Mineralogist*, 5, 183–185.
- Frank-Kamenetskaya, O.V., Rozhdvestvenskaya, L.V., Shtukenberg, A.G., Bannova, I.I., and Skalkina, Yu.A. (2007) Dissymmetrization of crystal structures of grossular-andradite garnets $\text{Ca}_3(\text{Al}, \text{Fe})_2(\text{SiO}_4)_3$. *Structural Chemistry*, 18, 493–503.
- Fursenko, B.A. (1983) Synthesis of new high-pressure silicate garnets $\text{Mn}_3\text{M}_2\text{Si}_5\text{O}_{12}$ (M = V, Mn, Ga). *Doklady Akademii Nauk SSSR*, 268, 421–424 (in Russian).
- Gadas, P., Novák, M., Talla, D., and Vašinová Galiová, M. (2012) Compositional evolution of grossular garnet from leucotonalitic pegmatite at Ruda nad Moravou, Czech Republic; a complex EMPA, LA-ICP-MS, IR and CL study. *Mineralogy and Petrology*, in press, DOI: 10.1007/s00710-012-0232-8.
- Galuskin, E.V. (2005) Minerals of the vesuvianite group from the achtarandite rocks (Wiluy River, Yakutia), 191 p. University of Silesia Publishing House, Katowice, Poland (in Polish).
- Galuskin, E.V., Galuskin, I.O., and Winiarska, A. (1995) Epitaxy of achtarandite on grossular - the key to the problem of achtarandite. *Neues Jahrbuch für Mineralogie Monatshefte*, 1995(7), 306–320.
- Galuskin, E.V., Armbruster, T., Galuskin, I.O., Lazic, B., Winiarski, A., Gazeev, V.M., Dzierzanowski, P., Zadov, A.E., Pertsev, N.N., Wrzalik, R., Gurbanov, A.G., and Janeczek, J. (2011a) Vorlanite ($\text{CaU}^{6+}\text{O}_4$): A new mineral from the Upper Chegem caldera, Kabardino-Balkaria, Northern Caucasus, Russia. *American Mineralogist*, 96, 188–196.
- Galuskin, E.V., Bailau, R., Galuskin, I.O., Prusik, A.K., Gazeev, V.M., Zadov, A.E., Pertsev, N.N., Jezak, L., Gurbanov, A.G., and Dubrovinsky, L. (2011b) Eltybyuite, IMA 2011-022. *CNMNC Newsletter No. 10*, October 2011, page 2553; *Mineralogical Magazine*, 75, 2549–2561.
- Galuskin, I.O. and Galuskin, E.V. (2003) Garnets of the hydrogrossular – “hydroandradite” – “hydroschorlomite” series. *Special Papers of the Mineralogical Society of Poland*, 22, 54–57.
- Galuskin, I.O., Galuskin, E.V., and Sitarz, M. (1998) Atoll hydrogarnets and mechanism of the formation of achtarandite pseudomorphs. *Neues Jahrbuch für Mineralogie, Monatshefte*, 49–62.
- (2001) Evolution of morphology and composition of hibschite, Wiluy River, Yakutia. *Neues Jahrbuch für Mineralogie Monatshefte*, 49–66.
- Galuskin, I.O., Galuskin, E.V., Dzierzanowski, P., Armbruster, T., and Kozanecki, M. (2005) A natural scandian garnet. *American Mineralogist*, 90, 1688–1692.
- Galuskin, I.O., Galuskin, E.V., Armbruster, T., Lazic, B., Kusz, J., Dzierzanowski, P., Gazeev, V.M., Pertsev, N.N., Prusik, K., Zadov, A.E., Winiarski, A., Wrzalik, R., and Gurbanov, A.G. (2010a) Elbrusite-(Zr) — a new uranian garnet from the Upper Chegem caldera, Kabardino-Balkaria, Northern Caucasus, Russia. *American Mineralogist*, 95, 1172–1181.
- Galuskin, I.O., Galuskin, E.V., Armbruster, T., Lazic, B., Dzierzanowski, P., Gazeev, V.M., Prusik, K., Pertsev, N.N., Winiarski, A., Zadov, A.E., Wrzalik, R., and Gurbanov, A.G. (2010b) Bitikleite-(SnAl) and bitikleite-(ZrFe): New garnets from xenoliths of the Upper Chegem volcanic structure, Kabardino-Balkaria, Northern Caucasus, Russia. *American Mineralogist*, 95, 959–967.
- Galuskin, I.O., Galuskin, E.V., Dzierzanowski, P., Gazeev, V.M., Prusik, K., Pertsev, N.N., Winiarski, A., Zadov, A.E., and Wrzalik, R. (2010c) Toturite $\text{Ca}_3\text{Sn}_2\text{Fe}_2\text{SiO}_{12}$ — a new mineral species of the garnet group. *American Mineralogist*, 95, 1305–1311.
- Galuskin, I.O., Galuskin, E.V., Lazic, B., Armbruster, T., Dzierzanowski, P., Prusik, K., and Wrzalik, R. (2010d) Eringaite, $\text{Ca}_3\text{Sc}_2(\text{SiO}_4)_3$, a new mineral of the garnet group. *Mineralogical Magazine*, 74, 365–373.
- Galuskin, I.O., Galuskin, E.V., Gazeev, V.M., and Pertsev, N.N. (2010e) Natural uranian and thorian garnets. In *Modern mineralogy: from theory to practice*, Proceedings of the XI Russian Mineralogical Society General Meeting and the Fedorov Session 2010, no. 2010-1-169-0, p. 77–79 (in Russian, abstract), <http://www.minsoc.ru/2010-1-169-0>.
- Galuskin, I.O., Galuskin, E.V., Kusz, J., Dzierzanowski, P., Prusik, K., Gazeev, V.M., Pertsev, N.N., and Dubrovinsky, L. (2011a) Bitikleite-(SnFe), IMA 2010-064. *CNMNC Newsletter No. 8*, April 2011, p. 290; *Mineralogical Magazine*, 75, 289–294.
- Galuskin, I.O., Galuskin, E.V., Prusik, K., Gazeev, V.M., Pertsev, N.N., and Dzierzanowski, P. (2011b) Irinarassite, IMA 2010-073. *CNMNC Newsletter No. 8*, April 2011, p. 292; *Mineralogical Magazine*, 75, 289–294.
- Gaufrey, C., Orliac, M., Permingeat, F., and Parfenoff, E. (1969) L’henritermierite, une nouvelle espèce minérale. *Bulletin de la Société Française de Minéralogie et de Cristallographie*, 92, 185–190.
- Geiger, C.A. (2004) An introduction to spectroscopic methods in the mineral sciences and geochemistry. In A. Beran and E. Libowitzky, Eds., *Spectroscopic Methods in Mineralogy*, 6, 1–42. European Mineralogical Union Notes in Mineralogy, Eötvös Press, Budapest.
- (2008) Silicate garnet: A micro to macroscopic (re)view. *American Mineralogist*, 93, 360–372.
- Geiger, C.A. and Armbruster, T. (1997) $\text{Mn}_3\text{Al}_2\text{Si}_5\text{O}_{12}$ spessartine and $\text{Ca}_3\text{Al}_2\text{Si}_5\text{O}_{12}$ grossular garnet: Structural dynamic and thermodynamic properties. *American Mineralogist*, 82, 740–747.
- Geiger, C.A., Rubie, D.C., Ross, C.R. II, and Seifert, F. (1991a) Synthesis and ^{57}Fe Mössbauer study of $(\text{Mg}, \text{Fe})\text{SiO}_3$ garnet. *Terra Abstracts*, 3, 63 (abstract).
- (1991b) A cation partitioning study of $(\text{Mg}, \text{Fe})\text{SiO}_3$ garnet using ^{57}Fe Mössbauer spectroscopy. *American Geophysical Union Eos Transactions*, 72, 564–565 (abstract).
- Geller, S. (1967) Crystal chemistry of the garnets. *Zeitschrift für Kristallographie*, 125, 1–47.
- (1971) Refinement of the crystal structure of cryolithionite, $\{\text{Na}_3\}[\text{Al}_2(\text{Li}_3\text{F}_{12})]$. *American Mineralogist*, 56, 18–23.
- Giaramita, M.J. and Day, H.W. (1990) Error propagation in calculations of structural formulas. *American Mineralogist*, 75, 170–182.
- Glasser, F.P. (1995) Comments on wadalite, $\text{Ca}_6\text{Al}_5\text{SiO}_{16}\text{Cl}_3$, and the structures of garnet, mayenite and calcium chlorosilicate. *Addendum. Acta Crystallographica*, C51, 340.
- Gnevushev, M.A. and Fedorova, L.G. (1964) Effect of isomorphous replacement on the infrared spectra of garnets. *Doklady of the Academy of Sciences of the U.S.S.R. Earth Sciences Sections*, 146, 115–117.
- Grapes, R., Yagi, K., and Okumura, K. (1979) Aenigmatite, sodic pyroxene, arfvedsonite and associated minerals in syenites from Morotu, Sakhalin. *Contributions to Mineralogy and Petrology*, 69, 97–103.
- Grew, E.S. (2002a) Borosilicates (exclusive of tourmaline) and boron in rock-forming minerals in metamorphic environments. L.M. Anovitz and E.S. Grew, Eds., *In Boron: Mineralogy, Petrology, and Geochemistry*, 33, 387–502. *Reviews in Mineralogy, Mineralogical Society of America, Chantilly, Virginia*.
- (2002b) Beryllium in metamorphic environments (emphasis on aluminous compositions). In E.S. Grew, Ed., *Beryllium: Mineralogy, petrology, and geochemistry*, 50, 487–549. *Reviews in Mineralogy and Geochemistry, Mineralogical Society of America, Chantilly, Virginia*.
- Grew, E.S., Chernosky, J.V., Werding, G., Abraham, K., Marquez, N., and Hinthorne, J.R. (1990) Chemistry of kornerupine and associated minerals, a wet chemical, ion microprobe, and X-ray study emphasizing Li, Be, B and F contents. *Journal of Petrology*, 31, 1025–1070.
- Grew, E.S., Hälenius, U., Pasero, M., and Barbier, J. (2008) Recommended nomenclature for the sapphirine and surinamite groups (sapphirine supergroup). *Mineralogical Magazine*, 72, 839–876.
- Grew, E.S., Marsh, J.H., Yates, M.G., Lazic, B., Armbruster, T., Locock, A., Bell, S.W., Dyar, M.D., Bernhardt, H.-J., and Medenbach, O. (2010) Menzerite-(Y), a new garnet species, $\{(Y, \text{REE})(\text{Ca}, \text{Fe}^{2+})_2\}[(\text{Mg}, \text{Fe}^{2+})(\text{Fe}^{3+}, \text{Al})](\text{Si}_5\text{O}_{12})_2$, from a felsic granulite, Parry Sound, Ontario, and a new garnet end-member, $\{\text{Y}_2\text{Ca}\}[\text{Mg}_2](\text{Si}_5\text{O}_{12})_2$. *Canadian Mineralogist*, 48, 1171–1193.
- Griffen, D.T., Hatch, D.M., Phillips, W.R., and Kulaksiz, S. (1992) Crystal chemistry and symmetry of a birefringent tetragonal pyralpite₇₅-grandite₂₅ garnet. *American Mineralogist*, 77, 399–406.
- Haggerty, S.E., Fung, A.T., and Burt, D.M. (1994) Apatite, phosphorus and titanium in eclogitic garnet from the upper mantle. *Geophysical Research Letters*, 21, 1699–1702.
- Hälenius, U. (2004) Stabilization of trivalent Mn in natural tetragonal hydrogarnets on the join “hydrogrossular”-henritermierite, $\text{Ca}_3\text{Mn}_2^3[\text{SiO}_4]_2(\text{H}_2\text{O}_4)$. *Mineralogical Magazine*, 68, 335–341.
- Hälenius, U., Häussermann, U., and Harryson, H. (2005) Holtstamite, $\text{Ca}_3(\text{Al}, \text{Mn}^{3+})_2(\text{SiO}_4)_{3-x}(\text{H}_2\text{O}_4)_x$, a new tetragonal hydrogarnet from Wessels Mine, South Africa. *European Journal of Mineralogy*, 17, 375–382.
- Harris, J., Hutchison, M.T., Hursthouse, M., Light, M., and Harte, B. (1997) A new tetragonal silicate mineral occurring as inclusions in lower-mantle diamonds. *Nature*, 387, 486–488.
- Harte, B. (2010) Diamond formation in the deep mantle: the record of mineral inclusions and their distribution in relation to mantle dehydration zones. *Mineralogical Magazine*, 74, 189–215.
- Hartman, P. (1969) Can Ti^{4+} replace Si^{4+} in silicates? *Mineralogical Magazine*, 37, 366–369.
- Hatch, D.M. and Ghose, S. (1989) Symmetry analysis of the phase transition and twinning in MgSiO_3 garnet: Implications to mantle mineralogy. *American Mineralogist*, 74, 1221–1224.
- Hatert, F. and Burke, E.A.J. (2008) The IMA–CNMNC dominant-constituent rule revisited and extended. *Canadian Mineralogist*, 46, 717–728.
- Hawthorne, F.C. (1976) Refinement of the crystal structure of berzeliite. *Acta*

- Crystallographica, B32, 1581–1583.
- (1981) Some systematics of the garnet structure. *Journal of Solid State Chemistry*, 37, 157–164.
- (2002) The use of end-member charge-arrangements in defining new mineral species and heterovalent substitutions in complex minerals. *Canadian Mineralogist*, 40, 699–710.
- Hawthorne, F.C., Oberti, R., Harlow, G.E., Maresch, W.V., Martin, R.F., Schumacher, J.C., and Welch, M.D. (2012) Nomenclature of the amphibole-supergroup. *American Mineralogist*, 97, 2031–2048.
- Hazen, R.M., Downs, R.T., Finger, L.W., Conrad, P.G., and Gasparik, T. (1994) Crystal chemistry of calcium-bearing majorite. *American Mineralogist*, 79, 581–584.
- Headen, W.P. (1891) A new phosphate from the Black Hills of South Dakota. *American Journal of Science*, 141, 415–417.
- Henmi, C., Kusachi, I., and Henmi, K. (1995) Morimotoite, $\text{Ca}_3\text{TiFe}^{2+}\text{Si}_3\text{O}_{12}$, a new titanian garnet from Fuka, Okayama Prefecture, Japan. *Mineralogical Magazine*, 59, 115–120.
- Henry, D.J., Novák, M., Hawthorne, F.C., Ertl, A., Dutrow, B.L., Uher, P., and Pezzotta, F. (2011) Nomenclature of the tourmaline-supergroup minerals. *American Mineralogist*, 96, 895–913.
- Hess, H. (1832) Ueber den Uwarowit, eine neue Mineralspecies. *Annalen der Physik und Chemie*, 24, 388–389.
- Hintze, C.A.F. (1922) *Handbuch der Mineralogie*, volume 1, part 4:1, 213. Veit and Company, Leipzig.
- Hiroi, Y., Motoyoshi, Y., Ellis, D. J., Shiraishi, K., and Kondo, Y. (1997) The significance of phosphorus zonation in garnet from high grade pelitic rocks: A new indicator of partial melting. In C.A. Ricci, Ed., *The Antarctic Region: Geological evolution and processes*, 73–77. Terra Antarctica Publication, Siena, Italy.
- Hochella, M.F. Jr. (1988) Auger electron and X-ray photoelectron spectroscopies. In F.C. Hawthorne, Ed., *Spectroscopic Methods in Mineralogy and Geology*, 18, 573–637. Reviews in Mineralogy, Mineralogical Society of America, Chantilly, Virginia.
- Hofmeister, A.M., Schaal, R.B., Campbell, K.R., Berry, S.L., and Fagan, T.J. (1998) Prevalence and origin of birefringence in 48 garnets from the pyrope-almandine-grossularite-spessartine quaternary. *American Mineralogist*, 83, 1293–1301.
- Howie, R.A. and Woolley, A.R. (1968) The role of titanium and the effect of TiO_2 on the cell-size, refractive index, and specific gravity in the andradite-melanite-schorlomite series. *Mineralogical Magazine*, 36, 775–790.
- Huggins, F.E., Virgo, D., and Huckenholz, H.G. (1977) Titanium-containing silicate garnets. II. The crystal chemistry of melanites and schorlomite. *American Mineralogist*, 62, 646–665.
- Hutton, C.O. (1943) Hydrogrossular, a new mineral of the garnet-hydrogarnet series. *Royal Society of New Zealand Transactions and Proceedings*, 73, 174–180.
- Igelström, L.J. (1886) Pyrrhoarsénit, nouveau minéral de Sjögrufvan, paroisse de Grythyttan, gouvernement d'Érebro, Suède. *Bulletin de la Société Française de Minéralogie*, 9, 218–220.
- (1894) Mineralogische Notizen. 1. Lindesit. 2. Pyrrhoarsénit. *Zeitschrift für Kristallographie, Mineralogie und Petrographie*, 23, 590–593.
- Ito, J. (1968) Synthesis of the berzeliite ($\text{Ca}_2\text{NaMg}_2\text{As}_3\text{O}_{22}$)—manganese berzeliite ($\text{Ca}_2\text{NaMn}_2\text{As}_3\text{O}_{22}$) series (arsenate garnet). *American Mineralogist*, 53, 316–319.
- Ito, J. and Frondel, C. (1967a) Synthetic zirconium and titanium garnets. *American Mineralogist*, 52, 773–781.
- (1967b) New synthetic hydrogarnets. *American Mineralogist*, 52, 1105–1109.
- Ivanov-Emin, B.N., Nevskaya, N.A., Zaitsev, B.E., and Tsirel'nikov, V.I. (1982a) Hydroxocandiates of calcium and strontium. *Zhurnal Neorganicheskoi Khimii*, 27, 2228–2230 (in Russian).
- Ivanov-Emin, B.N., Nevskaya, N.A., Zaitsev, B.E., and Ivanova, T.M. (1982b) Synthesis and properties of calcium and strontium hydroxomanganates (III). *Zhurnal Neorganicheskoi Khimii*, 27, 3101–3104 (in Russian).
- Iwata, T., Haniuda, M., and Fukuda, K. (2008) Crystal structure of $\text{Ca}_{12}\text{Al}_4\text{O}_{32}\text{Cl}_2$ and luminescence properties of $\text{Ca}_{12}\text{Al}_4\text{O}_{32}\text{Cl}_2:\text{Eu}^{2+}$. *Journal of Solid State Chemistry*, 181, 51–55.
- Jaffe, H.W. (1951) The role of yttrium and other minor elements in the garnet group. *American Mineralogist*, 36, 133–155.
- Jambor, J.L., Grew, E.S., Puziewicz, J., and Vanko, D.A. (1988a) New mineral names. *American Mineralogist*, 73, 439–445.
- Jambor, J.L., Bladh, K.W., Ercit, T.S., Grice, J.D., and Grew, E.S. (1988b) New mineral names. *American Mineralogist*, 73, 927–935.
- Jambor, J.L., Pertsev, N.N., and Roberts, A.C. (1997) New mineral names. *American Mineralogist*, 82, 1038–1041.
- Jarosch, D. and Zemann, J. (1989) Yafsoanite: a garnet type calcium-tellurium(VI)-zinc oxide. *Mineralogy and Petrology*, 40, 111–116.
- Johan, Z. and Oudin, E. (1986) Présence de grenats, $\text{Ca}_3\text{Ga}_2(\text{GeO}_4)_3$, $\text{Ca}_3\text{Al}_2[(\text{Ge}, \text{Si})\text{O}_4]_3$ et d'un équivalent ferrique, germanifère et gallifère de la sapphirine, $\text{Fe}_4(\text{Ga}, \text{Sn}, \text{Fe})_4(\text{Ga}, \text{Ge})\text{O}_{20}$, dans la blende des gisements de la zone axiale pyrénéenne. Conditions de formation des phases germanifères et gallifères. *Compte Rendus de l'Académie des Sciences*, 303, Series II, 811–816.
- Johnson, E.A. (2006) Water in nominally anhydrous crustal minerals: Speciation, concentration, and geologic significance. In H. Keppler and J.R. Smyth, Eds., *Water in nominally anhydrous minerals*, 62, 117–154. Reviews in Mineralogy and Geochemistry, Mineralogical Society of America, Chantilly, Virginia.
- Juhin, A., Morin, G., Elkaïm, E., Frost, D.J., Fialin, M., Juillot, F., and Calas, G. (2010) Structure refinement of a synthetic knorringite, $\text{Mg}_3(\text{Cr}_{0.8}\text{Mg}_{0.1}\text{Si}_{0.1})_2(\text{SiO}_4)_3$. *American Mineralogist*, 95, 59–63.
- Kalinichenko, A.M., Proshko, V.Ya., Matyash, I.V., Pavlishin, V.I., and Gamarnik, M.Ya. (1987) NMR Data on crystallochemical features of hydrogrossular. *Geochemistry International*, 24, 132–135.
- Karpinskaya, T.B., Ostrovskiy, I.A., and Yevstigneyeva, T.L. (1982) Synthetic pure iron garnet skiaegite. *Izvestiya Akademii Nauk SSSR. Seriya Geologicheskaya* 1982, Issue 9, 128–129 (in Russian).
- Kasowski, M.A. and Hogarth, D.D. (1968) Yttrian andradite from the Gatineau Park, Quebec. *Canadian Mineralogist*, 9, 552–558.
- Kato, T. (1986) Stability relation of $(\text{Mg}, \text{Fe})\text{SiO}_3$ garnets, major constituents in the Earth's interior. *Earth and Planetary Science Letters*, 77, 399–408.
- Kawakami, T. and Hokada, T. (2010) Linking *P-T* path with development of discontinuous phosphorus zoning in garnet during high-temperature metamorphism – An example from Lützow-Holm Complex, East Antarctica. *Journal of Mineralogical and Petrological Sciences*, 105, 175–186.
- Khorari, S., Rulmont, A., Cahay, R., and Tarte, P. (1995) Structures of the complex arsenates $\text{NaCa}_2\text{M}_2^{2+}(\text{AsO}_4)_3$ ($\text{M}^{2+} = \text{Mg}, \text{Ni}, \text{Co}$): First experimental evidence of a garnet-alluaudite reversible polymorphism. *Journal of Solid State Chemistry*, 118, 267–273.
- Khorari, S., Rulmont, A., and Tarte, P. (1997) The arsenates $\text{NaCa}_2\text{M}_2^{2+}(\text{AsO}_4)_3$ ($\text{M}^{2+} = \text{Mg}, \text{Ni}, \text{Co}$): Influence of cationic substitutions on the garnet-alluaudite polymorphism. *Journal of Solid State Chemistry*, 131, 290–297.
- Kim, A.A., Zayakina, N.V., and Lavrent'yev, Yu.G. (1982) Yafsoanite ($\text{Zn}_{1.38}\text{Ca}_{1.36}\text{Pb}_{0.26}$) $_2\text{Te}_2\text{O}_6$ – a new mineral of tellurium. *Zapiski Vsesoyuznogo Mineralogicheskogo Obschestva*, 111, 118–121 (in Russian; English translation: *International Geology Review*, 24, 1295–1298).
- Klaproth, M.H. (1797) Beiträge zur chemischen Kenntniss der Mineralkörper, Volume 2, Posen and Berlin.
- Koritng, S. (1965) Geochemistry of phosphorus—I. The replacement of Si^{4+} by P^{5+} in rock-forming silicate minerals. *Geochimica et Cosmochimica Acta*, 29, 361–371.
- Koritng, S., Rösch, H., Schneider, A., and Seifert, F. (1978) Der Titan-Zirkon-Granat aus den Kalksilikatfels-Einschlüssen des Gabbro im Radautal, Harz, Bundesrepublik Deutschland. *Tschermak's Mineralogische und Petrographische Mitteilungen*, 25, 305–313.
- Krause, W., Bläß, G., and Effenberger, H. (1999) Schäferite, a new vanadium garnet from the Bellberg volcano, Eifel, Germany. *Neues Jahrbuch für Mineralogie Monatshefte*, 123–134.
- Kühberger, A., Fehr, T., Huckenholz, H.G., and Amthauer, G. (1989) Crystal chemistry of a natural schorlomite and Ti-andradites synthesized at different oxygen fugacities. *Physics and Chemistry of Minerals*, 16, 734–740.
- Kühn, O.B. (1840) Neues Mineral von Langbanshytta bei Falun. *Annalen der Chemie und Pharmacie*, 34, 211–218.
- Labotka, T.C. (1995) Evidence for immiscibility in Ti-rich garnet in a calc-silicate hornfels from northeastern Minnesota. *American Mineralogist*, 80, 1026–1030.
- Lager, G.A., Armbruster, T., and Faber, J. (1987) Neutron and X-ray diffraction study of hydrogarnet $\text{Ca}_3\text{Al}_2(\text{O}_4\text{H})_3$. *American Mineralogist*, 72, 756–765.
- Lager, G.A., Armbruster, T., Rotella, F.J., and Rossman, G.R. (1989) OH substitution in garnets: X-ray and neutron diffraction, infrared, and geometric-modeling studies. *American Mineralogist*, 74, 840–851.
- Landergren, S. (1930) Studier över berzeliitgruppens mineral. *Geologiska Föreningens i Stockholm Förhandlingar*, 52, 123–133 (in Swedish).
- Langley, R.H. and Sturgeon, G.D. (1979) Lattice parameters and ionic radii of the oxide and fluoride garnets. *Journal of Solid State Chemistry*, 30, 79–82.
- Laverne, C., Grauby, O., Alt, J.C., and Bohn, M. (2006) Hydroschorlomite in altered basalts from Hole 1256D, ODP Leg 206: The transition from low-temperature to hydrothermal alteration. *Geochemistry Geophysics Geosystems*, 7(10), Q10003. DOI: 10.1029/2005GC001180.
- Lehijärvi, M. (1960) The alkaline district of Iivaara, Kuusamo, Finland. *Bulletin de la Commission Géologique de Finlande*, 185, 1–62.
- Levinson, A.A. (1966) A system of nomenclature for rare-earth minerals. *American Mineralogist*, 51, 152–158.
- Lobanov, N.N., Butman, L.A., and Tsirel'son, V.G. (1989) Precision X-ray diffraction study of the garnets. $\text{Na}_3\text{Sc}_2\text{V}_3\text{O}_{12}$ and $\text{Na}_{0.96}\text{Ca}_{2.38}\text{Mn}_{1.72}\text{V}_3\text{O}_{12}$. *Journal of Structural Chemistry*, 30, 96–104.
- Locock, A.J. (2008) An Excel spreadsheet to recast analyses of garnet into end-member components, and a synopsis of the crystal chemistry of natural silicate garnets. *Computers and Geosciences*, 34, 1769–1780.
- Locock, A.J., Luth, R.W., Cavell, R.G., Smith, D.G.W., and Duke, M.J.M. (1995) Spectroscopy of the cation distribution in the schorlomite species of garnet.

- American Mineralogist, 80, 27–38.
- Lupini, L., Williams, C.T., and Woolley, A.R. (1992) Zr-rich garnet and Zr- and Th-rich perovskite from the Polino carbonatite, Italy. *Mineralogical Magazine*, 56, 581–586.
- Ma, C. (2012) Discovery of meteoritic eringaite, $\text{Ca}_3(\text{Sc,Y,Ti})_2\text{Si}_3\text{O}_{12}$, the first solar garnet. *Meteoritics and Planetary Science*, 47, Supplement S1, Abstract 5015.
- Ma, C., Connolly, H.C. Jr., Beckett, J.R., Tschauner, O., Rossman, G.R., Kampf, A.R., Zega, T.J., Sweeney Smith, S.A., and Schrader, D.L. (2011) Brearleyite, $\text{Ca}_{12}\text{Al}_4\text{O}_{32}\text{Cl}_2$, a new alteration mineral from the NWA 1934 meteorite. *American Mineralogist*, 96, 1199–1206.
- Maldener, J., Hösch, A., Langer, K., and Rauch, F. (2003) Hydrogen in some natural garnets studied by nuclear reaction analysis and vibrational spectroscopy. *Physics and Chemistry of Minerals*, 30, 337–344.
- Malitesta, C., Losito, I., Scordari, F., and Schingaro, E. (1995) XPS investigation of titanium in melanites from Monte Vulture (Italy). *European Journal of Mineralogy*, 7, 847–858.
- Manning, C.E. and Bird, D.K. (1990) Fluorian garnets from the host rocks of the Skaergaard intrusion: Implications for metamorphic fluid composition. *American Mineralogist*, 75, 859–873.
- Marks, M.A.W., Schilling, J., Coulson, I.M., Wenzel, T., and Markl, G. (2008) The alkaline-peralkaline Tamazeght Complex, High Atlas Mountains, Morocco: Mineral chemistry and petrological constraints for derivation from a compositionally heterogeneous mantle source. *Journal of Petrology*, 49, 1097–1131.
- Marschall, H.R. (2005) Lithium, beryllium and boron in high-pressure metamorphic rocks from Syros (Greece). Unpublished Inaugural-Dissertation, Ruprecht-Karls-Universität Heidelberg, Germany.
- Mason, B. and Berggren, T. (1942) A phosphate-bearing spessartite garnet from Wodgina, Western Australia. *Geologiska Föreningens i Stockholm Förhandlingar*, 63, 413–418.
- McAloon, B.P. and Hofmeister, A.M. (1993) Single-crystal absorption and reflection infrared spectroscopy of birefringent grossular-andradite garnets. *American Mineralogist*, 78, 957–967.
- McCammon, C.A. and Ross, N.L. (2003) Crystal chemistry of ferric iron in $(\text{Mg,Fe})(\text{Si,Al})\text{O}_3$ majorite with implications for the transition zone. *Physics and Chemistry of Minerals*, 30, 206–216.
- McConnell, D. (1942) Graphite, a hydrophosphate garnetoid. *American Mineralogist*, 27, 452–461.
- Melluso, L., Srivastava, R.K., Guarino, V., Zanetti, A., and Sinha, A.K. (2010) Mineral compositions and petrogenetic evolution of the ultramafic-alkaline – carbonatitic complex of Sung Valley, northeastern India. *Canadian Mineralogist*, 48, 205–229.
- Menzer, G. (1928) Die Kristallstruktur der Granate. *Zeitschrift für Kristallographie*, 69, 300–396.
- Merli, M., Callegari, A., Cannillo, E., Caucia, F., Leona, M., Oberti, R., and Ungaretti, L. (1995) Crystal-chemical complexity in natural garnets: structural constraints on chemical variability. *European Journal of Mineralogy*, 7, 1239–1249.
- Mill, B.V. (1970) New series of Te^{6-} -containing garnets. *Doklady Akademii Nauk SSSR*, 191, 86–88 (in Russian).
- Mill, B.V., Belokoneva, E.L., Simonov, M.A., and Belov, N.V. (1977) Refined crystal structures of the scandium garnets $\text{Ca}_3\text{Sc}_2\text{Si}_3\text{O}_{12}$, $\text{Ca}_3\text{Sc}_2\text{Ge}_2\text{O}_{12}$, and $\text{Cd}_3\text{Sc}_2\text{Ge}_2\text{O}_{12}$. *Journal of Structural Chemistry*, 18, 321–323.
- Mills, S.J., Hatert, F., Nickel, E.H., and Ferraris, G. (2009) The standardisation of mineral group hierarchies: application to recent nomenclature proposals. *European Journal of Mineralogy*, 21, 1073–1080.
- Mills, S.J., Kampf, A.R., Kolitsch, U., Housley, R.H., and Raudsepp, M. (2010) The crystal chemistry and crystal structure of kuksite, $\text{Pb}_2\text{Zn}_2\text{Te}^{6-}\text{P}_2\text{O}_{14}$, and a note on the crystal structure of yafsoanite, $(\text{Ca,Pb})_3\text{Zn}(\text{TeO}_6)_2$. *American Mineralogist*, 95, 933–938.
- Milton, C. and Blade, L.V. (1958) Preliminary note on kimzeyite, a new zirconium garnet. *Science*, 127, 1343.
- Milton, C., Ingram, B.L., and Blade, L.V. (1961) Kimzeyite, a zirconium garnet from Magnet Cove, Arkansas. *American Mineralogist*, 46, 533–548.
- Moench, R.H. and Meyrowitz, R. (1964) Goldmanite, a vanadium garnet from Laguna, New Mexico. *American Mineralogist*, 49, 644–655.
- Momoi, H. (1964) A new vanadium garnet, $(\text{Mn,Ca})_3\text{V}_2\text{Si}_3\text{O}_{12}$, from Yamato mine, Amami Islands, Japan. *Memoirs of the Faculty of Science, Kyushu University, Series D, Geology*, 15, 73–78.
- Moore, P.B. (1972) Contributions to the mineralogy of Sweden. III. On Igelström's manganese arsenates and antimonates from the Sjö Mine, Grythyttan, Örebro County, Sweden. *Geologiska Föreningens i Stockholm Förhandlingar*, 94, 423–434.
- Moore, R.O. and Gurney, J.J. (1985) Pyroxene solid solution in garnets included in diamond. *Nature*, 318, 553–555.
- Morán-Miguélez, E., Alario-Franco, M.A., and Joubert, J.C. (1986) Hydrothermal synthesis and field of existence of silicon-free garnets. *Materials Research Bulletin*, 21, 107–113.
- Munro, R., Rossi, G., and Tadini, C. (1980) Crystal chemistry of kimzeyite from Stromboli, Aeolian Islands, Italy. *American Mineralogist*, 65, 188–191.
- Nagashima, M. and Armbruster, T. (2012) Palenzonite, berzelite, and manganberzelite: $(\text{As}^{5+}, \text{V}^{5+}, \text{Si}^{4+})\text{O}_4$ tetrahedra in garnet structures. *Mineralogical Magazine*, 76, 1081–1097.
- Nickel, E.H. and Grice, J.D. (1998) The IMA Commission on New Minerals and Mineral Names: procedures and guidelines on mineral nomenclature. *Canadian Mineralogist*, 36, 913–926.
- Nickel, E.H. and Mandarino, J.A. (1987) Procedures involving the IMA Commission on New Minerals and Mineral Names and guidelines on mineral nomenclature. *American Mineralogist*, 72, 1031–1042.
- Nishizawa, H. and Koizumi, M. (1975) Synthesis and infrared spectra of $\text{Ca}_3\text{Mn}_2\text{Si}_3\text{O}_{12}$ and $\text{Cd}_3\text{B}_2\text{Si}_3\text{O}_{12}$ (B: Al, Ga, Cr, V, Fe, Mn) garnets. *American Mineralogist*, 60, 84–87.
- Nixon, P.H. and Hornung, G. (1968) A new chromium garnet end member, knorringite, from kimberlite. *American Mineralogist*, 53, 1833–1840.
- Novak, G.A. and Gibbs, G.V. (1971) The crystal chemistry of the silicate garnets. *American Mineralogist*, 56, 791–825.
- Oberti, R., Ungaretti, L., Cannillo, E., and Hawthorne, F.C. (1992) The behaviour of Ti in amphiboles: I. Four- and six-coordinate Ti in richterite. *European Journal of Mineralogy*, 4, 425–439.
- Oberti, R., Quartieri, S., Dalconi, M.C., Boscherini, F., Jezi, G., Boiocchi, M., and Eeckhout, S.G. (2006) Site preference and local geometry of Sc in garnets: Part I. Multifarious mechanisms in the pyrope-grossular join. *American Mineralogist*, 91, 1230–1239.
- O'Callaghan, M.P. and Cussen, E.J. (2007) Lithium dimer formation in the Li-conducting garnets $\text{Li}_{x+1}\text{Ba}_x\text{La}_{3-x}\text{Ta}_2\text{O}_{12}$ ($0 < x \leq 1.6$). *Chemical Communications* 2007, 2048–2050, DOI: 10.1039/b700369b.
- O'Neill, H.St.C., McCammon, C.A., Canil, D., Rubie, D.C., Ross, C.R. II, and Seifert, F. (1993a) Mössbauer spectroscopy of mantle transition zone phases and determination of minimum Fe^{3+} content. *American Mineralogist*, 78, 456–460.
- O'Neill, H.St.C., Rubie, D.C., Canil, D., Geiger, C.A., Ross, C.R. II, Seifert, F., and Woodland, A.B. (1993b) Ferric iron in the upper mantle and in transition zone assemblages: Implications for relative oxygen fugacities in the mantle. In E. Takahashi, R. Jeanloz, and D.C. Rubie, Eds., *Evolution of the Earth and Planets*, Geophysical Monograph, 74, 73–88. American Geophysical Union, Washington, D.C.
- Otonello, G., Bokreta, M., and Sciuto, P.F. (1996) Parameterization of energy and interactions in garnets: End-member properties. *American Mineralogist*, 81, 429–447.
- Palache, C., Berman, H., and Frondel, C. (1951) *The system of mineralogy of James Dwight Dana and Edward Salisbury Dana*, Yale University, 1837–1892, Seventh edition. Wiley, New York.
- Pasero, M., Kampf, A.R., Ferraris, C., Pekov, I.V., Rakovan, J., and White, T.J. (2010) Nomenclature of the apatite supergroup minerals. *European Journal of Mineralogy*, 22, 163–179.
- Passaglia, E. and Rinaldi, R. (1984) Katoite, a new member of the $\text{Ca}_3\text{Al}_2(\text{SiO}_4)_3\text{-Ca}_3\text{Al}_2(\text{OH})_{12}$ series and a new nomenclature for the hydrogrossular group of minerals. *Bulletin de la Société Française de Minéralogie et de Cristallographie*, 107, 605–618.
- Pekov, I.V. (1998) Minerals first discovered on the territory of the former Soviet Union. Ocean Pictures, Moscow.
- Pertlik, F. (2003) Bibliography of hibschite, a hydrogarnet of grossular type. *GeoLines*, 15, 113–119.
- Peters, Tj. (1965) A water-bearing andradite from the Totalp serpentine (Davos, Switzerland). *American Mineralogist*, 50, 1482–1486.
- Peterson, R.C., Locoock, A.J., and Luth, R.W. (1995) Positional disorder of oxygen in garnet: The crystal-structure refinement of schorlomite. *Canadian Mineralogist*, 33, 627–631.
- Piddington, H. (1850) On calderite, an undescribed siliceo-iron-and-manganese rock, from the district of Burdwan. *Journal of the Asiatic Society of Bengal*, 19, 145–148.
- Pieper, G., Fuess, H., Töpel-Schadt, J., and Amthauer, G. (1983) Die Bestimmung der Kationenverteilung in den natürlichen Granat Pyrop und Hessonit durch Neutronenbeugung. *Neues Jahrbuch für Mineralogie Abhandlungen*, 147, 147–159.
- Platt, R.G. and Mitchell, R.G. (1979) The Marathon Dikes. I: Zirconium-rich titanian garnets and manganese magnesian ulvöspinel-magnetite spinels. *American Mineralogist*, 64, 546–550.
- Povarennykh, A.S. and Shabilin, B.G. (1983) Structural role of titanium and iron in synthetic zirconium- and titanium-containing garnets. *Geologicheskii Zhurnal*, 43, 45–50 (in Russian).
- Quartieri, S., Oberti, R., Boiocchi, M., Dalconi, M.C., Boscherini, F., Safonova, O., and Woodland, A.B. (2006) Site preference and local geometry of Sc in garnets: Part II. The crystal-chemistry of octahedral Sc in the andradite- $\text{Ca}_3\text{Sc}_2\text{Si}_3\text{O}_{12}$ join. *American Mineralogist*, 91, 1240–1248.
- Rager, H., Geiger, C.A., and Stahl, A. (2003) Ti(III) in synthetic pyrope: A single-crystal electron paramagnetic resonance study. *European Journal of Mineralogy*, 15, 697–699.
- Rammelsberg, K.F.A. (1850a) V. *Mineralogical Notices*. Schorlamite $2(3\text{RO}+2\text{SiO}_3)+3(2\text{RO}+\text{TiO}_2)$. *Philosophical Magazine and Journal of Science*, 36, 21.

- Rammelsberg, K.F. (1850b) Analysis of the schorlomite of Shepard. *American Journal of Science and Arts*, 9, 429.
- Rass, I.T. (1997) Morimotoite, a new titanian garnet? — Discussion. *Mineralogical Magazine*, 61, 728–730.
- Rickwood, P.C. (1968) On recasting analyses of garnet into end-member molecules. *Contributions to Mineralogy and Petrology*, 18, 175–198.
- Righter, K., Sutton, S., Danielson, L., Pando, K., Schmidt, G., Yang, H., Berthet, S., Newville, M., Choi, Y., Downs, R.T., and Malavergne, V. (2011) The effect of f_{O_2} on the partitioning and valence of V and Cr in garnet/melt pairs and the relation to terrestrial mantle V and Cr content. *American Mineralogist*, 96, 1278–1290.
- Rinaldi, R. (1978) The crystal structure of griphite, a complex phosphate, not a garnetoid. *Bulletin de Minéralogie*, 101, 543–547.
- Ringwood, A.E. and Major, A. (1971) Synthesis of majorite and other high pressure garnets and perovskites. *Earth and Planetary Science Letters*, 12, 411–418.
- Röhr, T.S., Austreim, H., and Erambert, S. (2007) Stress-induced redistribution of yttrium and heavy rare-earth elements (HREE) in garnet during high-grade polymetamorphism. *American Mineralogist*, 92, 1276–1287.
- Ronniger, G. and Mill', B.V. (1973) New ions in the garnet structure. *Kristallografiya*, 18, 539–543 (in Russian).
- Rossmann, G.R. and Aines, R.D. (1991) The hydrous components in garnets: Grossular-hydrogrossular. *American Mineralogist*, 76, 1153–1164.
- Rossmann, G.R., Rauch, F., Livi, R., Tombrello, T.A., Shi, C.R., and Zhou, Z.Y. (1988) Nuclear reaction analysis of hydrogen in almandine, pyrope and spessartite garnets. *Neues Jahrbuch für Mineralogie Monatshefte*, 1988(4), 172–178.
- Rossmann, E. and Armbruster, T. (1995) The intensity of forbidden reflections of pyrope: Umweganregung or symmetry reduction? *Zeitschrift für Kristallographie*, 210, 645–649.
- Rudashevskii, N.S. and Mochalov, A.G. (1984) New associations of native elements in ultrabasites. *Geologiya i Geofizika*, 25, 38–44 (English translation: *Soviet Geology and Geophysics*, 25, 35–41).
- Sacerdoti, M. and Passaglia, E. (1985) The crystal structure of katoite and implications within the hydrogrossular group of minerals. *Bulletin de Minéralogie*, 108, 1–8.
- Saha, A., Ganguly, S., Ray, J., and Chatterjee, N. (2010) Evaluation of phase chemistry and petrochemical aspects of Samchampi–Samteran differentiated alkaline complex of Mikir Hills, northeastern India. *Journal of Earth System Science*, 119, 675–699.
- Schingaro, E., Scordari, F., Capitanio, F., Parodi, G., Smith, D.C., and Mottana, A. (2001) Crystal chemistry of kimzeyite from Anguillara, Mts. Sabatini, Italy. *European Journal of Mineralogy*, 13, 749–759.
- Schingaro, E., Scordari, F., Pedrazzi, G., and Malitesta, C. (2004) Ti and Fe speciation by X-ray photoelectron spectroscopy (XPS) and Mössbauer spectroscopy for a full chemical characterization of Ti-garnets from Colli Albani (Italy). *Annali di Chimica*, 94, 185–196.
- Schwarz, H. and Schmidt, L. (1971) Arsenate des Typs $\{NaCa_2\}[M^{II}](As_3O_{12})$. *Zeitschrift für anorganische und allgemeine Chemie*, 382, 257–269.
- Shannon, R.D. (1976) Revised effective ionic radii and systematic studies of interatomic distances in halides and chalcogenides. *Acta Crystallographica*, A32, 751–767.
- Shepard, C.U. (1846) On three new mineral species from Arkansas, and the discovery of the diamond in North Carolina. *American Journal of Science*, 2, 249–254.
- Shtukenberg, A.G., Punin, Yu.O., Frank-Kamenetskaya, O.V., Kovalev, O.G., and Sokolov, P.B. (2001) On the origin of anomalous birefringence in grandite garnets. *Mineralogical Magazine*, 65, 445–459.
- Shtukenberg, A.G., Popov, D. Yu., and Punin, Yu.O. (2005) Growth ordering and anomalous birefringence in ugrandite garnets. *Mineralogical Magazine*, 69, 537–550.
- Sjögren, S.A.H. (1894) Contributions to Swedish mineralogy - 17. On soda berzeliite from Långban. *Bulletin of the Geological Institution of the University of Uppsala*, 2, 92–95.
- Smith, J.V. and Mason, B. (1970) Pyroxene-garnet transformation in Coorara meteorite. *Science*, 168, 832–833.
- Smith, D.G.W. and Nickel, E.H. (2007) A system of codification for unnamed minerals: Report of the Subcommittee for Unnamed Minerals of the IMA Commission on New Minerals, Nomenclature and Classification. *Canadian Mineralogist*, 45, 983–1055.
- Smyth, J.R., Madel, R.E., McCormick, T.C., Munoz, J.L., and Rossman, G.R. (1990) Crystal-structure refinement of a F-bearing spessartine garnet. *American Mineralogist*, 75, 314–318.
- Sobolev, N.V. Jr. and Lavrent'ev, Ju.G. (1971) Isomorphic sodium admixture in garnets formed at high pressures. *Contributions to Mineralogy and Petrology*, 31, 1–12.
- Sokolova, E. and Hawthorne, F.C. (2002) Reconsideration of the crystal structure of parantisitite and the crystal chemistry of $[^{60}M_2]^{4+}T_2\Phi_{12}$ sheets. *Canadian Mineralogist*, 40, 947–960.
- Stähle, V., Altherr, R., Nasdala, L., and Ludwig, T. (2011) Ca-rich majorite derived from high-temperature melt and thermally stressed hornblende in shock veins of crustal rocks from the Ries impact crater (Germany). *Contributions to Mineralogy and Petrology*, 161, 275–291.
- Steppan, N. (2003) Li, Be and B in Mineralen metapelitischer Gesteine: Fallstudien auf der Insel Ikaria, im Künischen Gebirge und den Schweizer Alpen. Unpublished Inaugural-Dissertation, Ruprecht-Karls-Universität, Heidelberg, Germany.
- Strunz, H. and Nickel, E.H. (2001) *Strunz mineralogical tables. Chemical-Structural Mineral Classification System*, Ninth edition, 870 p. E. Schweizerbart'sche Verlagsbuchhandlung, Stuttgart.
- Takamori, T., Shafer, M.W., Cooper, E.I., and Figat, R.A. (1987) Partial fluorination of hydrogarnet. *Journal of Materials Science Letters*, 6, 60–62.
- Tanaka, H., Endo, S., Minakawa, T., Enami, M., Nishio-Hamane, D., Miura, H., and Hagiwara, A. (2010) Momoiite, $(Mn^{2+}, Ca)_3(V^{3+}, Al)_2Si_2O_{12}$, a new manganese vanadium garnet from Japan. *Journal of Mineralogical and Petrological Sciences*, 105, 92–96.
- Tappert, R., Stachel, T., Harris, J.W., Muehlenbachs, K., Ludwig, T., and Brey, G.P. (2005) Subducting oceanic crust: The source of deep diamonds. *Geology*, 33, 565–568.
- Thilo, E. (1941) Über die Isotypie zwischen Phosphaten der allgemeinen Zusammensetzung $(Me)_3(Me_2)_2[PO_4]_3$ und den Silikaten der Granatgruppe. *Naturwissenschaften*, 29, 239.
- Thompson, R.N. (1975) Is upper-mantle phosphorus contained in sodic garnet? *Earth and Planetary Science Letters*, 26, 417–424.
- Tomioka, N., Fujino, K., Ito, E., Katsura, T., Sharp, T., and Kato, K. (2002) Microstructures and structural phase transition in $(Mg,Fe)SiO_3$ majorite. *European Journal of Mineralogy*, 14, 7–14.
- Tsukimura, K., Kanazawa, Y., Aoki, M., and Bunno, M. (1993) Structure of wadalite $Ca_6Al_3Si_2O_{16}Cl_3$. *Acta Crystallographica*, C49, 205–207.
- Ungaretti, L., Leona, M., Merli, M., and Oberti, R. (1995) Non-ideal solid-solution in garnet: Crystal-structure evidence and modelling. *European Journal of Mineralogy*, 7, 1299–1312.
- Ussing, N.V. (1904) Sur la cryolithionite, espèce minérale nouvelle. *Oversigt over det Kongelige Danske Videnskaberne Selskabs Forhandling*, 1, 3–12.
- Utsunomiya, S., Wang, L.M., Yudinsev, S., and Ewing, R.C. (2002) Ion irradiation-induced amorphization and nano-crystal formation in garnets. *Journal of Nuclear Materials*, 303, 177–187.
- Utsunomiya, S., Yudinsev, S., and Ewing, R.C. (2005) Radiation effects in ferrate garnet. *Journal of Nuclear Materials*, 336, 251–260.
- Valley, J.W., Essene, E.J., and Peacor, D.R. (1983) Fluorine-bearing garnets in Adirondack calc-silicates. *American Mineralogist*, 68, 444–448.
- Virgo, D. and Yoder, H.S. Jr. (1974) The alleged skiaegite molecule in garnet from two type localities in Scotland. *Year Book - Carnegie Institution of Washington*, 73, 433–436.
- Visser, D. (1993) Fluorine-bearing hydrogarnets from Blengsvatn, Bamble Sector, South Norway. *Mineralogy and Petrology*, 47, 209–218.
- von Eckermann, H. von. (1974) The chemistry and optical properties of some minerals of the Alnö alkaline rocks. *Arkiv för Mineralogi och Geologi*, 5, 93–210.
- Wang, Y. and Lai, W. (2012) High ionic conductivity lithium garnet oxides of $Li_{7-x}La_3Zr_{2-x}Ta_2O_{12}$ compositions. *Electrochemical and Solid-State Letters*, 15 (5), A68–A71.
- Waychunas, G.A. (1987) Synchrotron radiation xanes spectroscopy of Ti in minerals: Effects of Ti bonding distances, Ti valence, and site geometry on absorption edge structure. *American Mineralogist*, 72, 89–101.
- Whitney, J.D. (1849) Examination of three new mineralogical species proposed by Professor C. U. Shepard. *Journal of Natural History*, Boston, 6, 42–48.
- Whittle, K.R., Lumpkin, G.R., Berry, F.J., Oates, G., Smith, K.L., Yudinsev, S., and Zaluzec, N.J. (2007) The structure and ordering of zirconium and hafnium containing garnets studied by electron channeling, neutron diffraction, and Mössbauer spectroscopy. *Journal of Solid State Chemistry*, 180, 785–791.
- Wildner, M. and Andrut, M. (2001) The crystal chemistry of birefringent natural uvarovites: Part II. Single-crystal X-ray structures. *American Mineralogist*, 86, 1231–1251.
- Wilkins, R.W.T. and Sabine, W. (1973) Water content of some nominally anhydrous silicates. *American Mineralogist*, 58, 508–516.
- Winchell, A.N. (1933) Elements of optical mineralogy. An introduction to microscopic petrography. Part II Descriptions of Minerals, Third edition, 459 p. Wiley, New York.
- Włodyka, R. and Karwowski, L. (2006) Fluorine-bearing garnets from the teschenite sill in the Polish Western Carpathians. *Acta Mineralogica-Petrographica Abstract Series*, 5, 131.
- Woodland, A.B. and O'Neill, H.St.C. (1993) Synthesis and stability of $Fe_3^{2+}Fe_3^{3+}Si_2O_{12}$ garnet and phase relations with $Fe_2Al_2Si_3O_{12}$ - $Fe_3^{2+}Fe_3^{3+}Si_2O_{12}$ solutions. *American Mineralogist*, 78, 1002–1015.
- (1995) Phase relations between $Ca_3Fe_3^{2+}Si_3O_{12}$ - $Fe_3^{2+}Fe_3^{3+}Si_2O_{12}$ garnet and $CaFeSi_2O_6$ - $Fe_2Si_2O_6$ pyroxene solid solutions. *Contributions to Mineralogy and Petrology*, 121, 87–98.
- Yakovlevskaya, T.A. (1972) Garnet group. In F.V. Chukhrov, Ed., *Minerals Handbook*, 17–95. Volume III. Part I. Moscow, Nauka (in Russian).
- Yamane, H. and Kawano, T. (2011) Preparation, crystal structure and photoluminescence of garnet-type calcium tin titanium aluminates. *Journal of Solid State*

Chemistry, 184, 965–970.

Yang, H., Konzett, J., Downs, R.T., and Frost, D.J. (2009) Crystal structure and Raman spectrum of a high-pressure Li-rich majoritic garnet, $(\text{Li}_2\text{Mg})\text{Si}_2(\text{SiO}_4)_3$. *American Mineralogist*, 94, 630–633.

Ye, K., Cong, B., and Ye, D. (2000) The possible subduction of continental material to depths greater than 200 km. *Nature*, 407, 734–736.

Yoder, H.S. and Keith, M.L. (1951) Complete substitution of aluminum for silicon: The system $3\text{MnO}\cdot\text{Al}_2\text{O}_3\cdot 3\text{SiO}_2 - 3\text{Y}_2\text{O}_3\cdot 5\text{Al}_2\text{O}_3$. *American Mineralogist*, 36, 519–533.

Yudintsev, S.V. (2001) Incorporation of U, Th, Zr and Gd into the garnet-structured host. Proceedings of ICEM'01, 8th International Conference Environment Management, Bruges, Belgium, September 30–October, 4, 2001, 20–23.

——— (2003) A structural-chemical approach to selecting crystalline matrices for actinide immobilization. *Geology of Ore Deposits*, 45, 151–165.

Yudintsev, S.V., Lapina, M.I., Ptashkin, A.G., Ioudintseva, T.S., Utsunomiya, S., Wang, L.M., and Ewing, R.C. (2002) Accommodation of uranium into the garnet structure. In B.P. McGrail and G.A. Cragnolino, Eds., *Scientific Basis for Nuclear Waste Management XXV*, 713, 477–480. Materials Research Society Symposium Proceedings.

Zaitsev, A.N., Williams, C.T., Britvin, S.N., Kuznetsova, I.V., Spratt, J., Petrov, S.V., and Keller, J. (2010) Kerimasite, $\text{Ca}_2\text{Zr}_2(\text{Fe}^{2+}\text{Si})\text{O}_{12}$, a new garnet from carbonatites of Kerimas volcano and surrounding explosion craters, northern Tanzania. *Mineralogical Magazine*, 74, 803–820.

Zedlitz, O. (1933) über titanhaltige Kalkeisengranate. *Zentralblatt für Mineralogie, Geologie und Paläontologie, Abteilung A: Mineralogie und Petrographie*, 225–239.

——— (1935) über titanhaltige Kalkeisengranate. II. *Zentralblatt für Mineralogie, Geologie und Paläontologie, Abteilung A: Mineralogie und Petrographie*, 68–78.

MANUSCRIPT RECEIVED APRIL 18, 2012

MANUSCRIPT ACCEPTED NOVEMBER 16, 2012

MANUSCRIPT HANDLED BY FERNANDO COLOMBO

APPENDIX 1. LIST OF GARNET SPECIES, END-MEMBER FORMULAS, MODIFICATIONS, ETYMOLOGY, TYPE LOCALITIES; CRYSTAL STRUCTURE REFINEMENTS

The following garnet species either have been previously accepted by the IMA-CNMNC or have been modified by the current garnet subcommittee. Modifications to the original garnet species descriptions are noted except for grandfathered species. One or two references are given for the crystal structure, either of natural material (when available) or of synthetic material, or both.

Almandine

End-member formula: $\{\text{Fe}^{2+}\}[\text{Al}_2](\text{Si}_3)\text{O}_{12}$

Group: Garnet

IMA number: Grandfathered

Modifications: None

Etyymology: The “Alabandian carbuncles” of Pliny were so named as they were cut and polished in Alabanda (Dana 1837, 1892), an ancient city in what is presently Aydin Province, Turkey.

Type locality: Not known

Crystal system, space group and structure refinement: Isometric, $\bar{3}m$. Novak and Gibbs (1971); synthetic material: Armbruster et al. (1992).

Original or oldest description: Known in ancient times. Name first used by D.L.G. Karsten in 1800 (Dana 1892).

Andradite

End-member formula: $\{\text{Ca}_3\}[\text{Fe}^{2+}](\text{Si}_3)\text{O}_{12}$

Group: Garnet

IMA number: Grandfathered

Modifications: None

Etyymology: For José Bonifácio de Andrada e Silva (1763–1838), the Brazilian mineralogist who described a variety under the name “allochroite” in 1800 (Dana 1892; Clark 1993).

Type locality: Not known

Crystal system, space group and structure refinement: Isometric, $\bar{3}m$. Armbruster and Geiger (1993). Original or oldest description: “allochroite” of de Andrada in 1800 and “melanite” of Werner in 1800 (Dana 1892).

Berzeliite

End-member formula: $\{\text{Ca}_2\text{Na}\}[\text{Mg}_2](\text{As}^{5+})\text{O}_{12}$

Group: Berzeliite

IMA number: Grandfathered

Modifications: None

Etyymology: For Jacob Berzelius (1799–1848), a Swedish chemist.

Type locality: Långban, Filipstad district, Värmland, Sweden.

Crystal system and structure refinement: Isometric, $la3d$. Hawthorne (1976); Nagashima and Armbruster (2012).

Original or oldest description: Kühn (1840)

Bitikleite

End-member formula: $\{\text{Ca}_3\}[\text{Sb}^{5+}\text{Sn}^{4+}](\text{Al}_3)\text{O}_{12}$

Group: Bitikleite

IMA number: 2009-052

Modifications: Originally described as bitikleite-(SnAl) with the same formula.

Etyymology: From Bitikle, the name of an old fortification near the type locality.

Type locality: Upper Chegem caldera, Kabardino-Balkaria, North Caucasus, Russia. Crystal system, space group and structure refinement: Isometric, $la3d$. Galuskina et al. (2010b)

Original or oldest description: Galuskina et al. (2010b)

Calderite

End-member formula: $\{\text{Mn}^{2+}\}[\text{Fe}^{2+}](\text{Si}_3)\text{O}_{12}$

Group: Garnet

IMA number: Grandfathered

Modifications: None

Etyymology: For James Calder, a member of the Asiatic Society of Bengal, originally applied to the rock containing the mineral (Piddington 1850).

Type locality: Either in Burdwan (Bardhaman) district, West Bengal State, or near Hazaribagh, Jharkhand State, India.

Crystal system, space group and structure report: Isometric, $\bar{3}m$. No structure refinement; structure optimization by distance least-squares refinement (Otonello et al. 1996).

Original or oldest description: Fermor (1909, 1926)

Cryolithionite

End-member formula: $\{\text{Na}_3\}[\text{Al}_2](\text{Li}_3)\text{F}_{12}$

Group: ungrouped

IMA number: Grandfathered

Modifications: None

Etyymology: From the presence of Li and its relation to cryolite

Type locality: The Ivigtut cryolite deposit, Ivittuut (Ivigtut), Arsuk, Kitaaq Province, Greenland.

Crystal system, space group and structure refinement: Isometric, $\bar{3}m$. Geller (1971).

Original or oldest description: Ussing (1904)

Dzhuluite

End-member formula: $\{\text{Ca}_3\}[\text{Sb}^{5+}\text{Sn}^{4+}](\text{Fe}^{3+})\text{O}_{12}$

Group: Bitikleite

IMA number: 2010-64

Modifications: Originally described as bitikleite-(SnFe) with the same formula.

Etyymology: After Dzhulu Mountain near the type locality.

Type locality: Upper Chegem caldera, Kabardino-Balkaria, North Caucasus, Russia.

Crystal system and space group: Isometric, $la3d$. Structure not yet refined.

Original or oldest description: Galuskina et al. (2011a)

Elbrusite

End-member formula: $\{\text{Ca}_3\}[\text{U}_6^{6+}\text{Zr}_{1.5}](\text{Fe}^{3+})\text{O}_{12}$

Group: Bitikleite

IMA number: 2009-051

Modifications: Originally described as elbrusite-(Zr) with a formula $\{\text{Ca}_3\}[\text{U}^{6+}\text{Zr}](\text{Fe}^{3+}\text{Fe}^{2+})\text{O}_{12}$.

Etyymology: From the highest peak in Europe - Mount Elbrus (5642 m).

Type locality: Upper Chegem caldera, Kabardino-Balkaria, North Caucasus, Russia.

Crystal system, space group and structure refinement: Isometric, $la3d$. The structure of elbrusite has not yet been refined, but that of U-rich kerimasite has been refined [under the name “Fe-dominant analog of kimzeyite”, Galuskina et al. (2010a)].

Original or oldest description: Galuskina et al. (2010a)

Eringaite

End-member formula: $\{\text{Ca}_3\}[\text{Sc}_2](\text{Si}_3)\text{O}_{12}$

Group: Garnet

IMA number: 2009-054

Modifications: None

Etyymology: From the Eringa River, a tributary of the Wiluy River.

Type locality: Wiluy River, Sakha-Yakutia Republic, Russia. (63.0°N, 112.3°E).

Crystal system, space group and structure refinement: Isometric, $la3d$.

Synthetic material: Mill' et al. (1977), Quartieri et al. (2006)

Original or oldest description: Galuskina et al. (2010d)

Goldmanite

End-member formula: $\{\text{Ca}_3\}[\text{V}^{3+}](\text{Si}_3)\text{O}_{12}$

Group: Garnet
IMA number: 1963-003
Modifications: None
Etymology: For Marcus I. Goldman (1881–1965), a sedimentary petrologist with the U.S. Geological Survey.

Type locality: Sandy (or South Laguna) mine area, Laguna, New Mexico, U.S.A.
Crystal system, space group and structure refinement: Isometric, *Ia3d*. Novak and Gibbs (1971); Righter et al. (2011).

Original or oldest description: Moench and Meyrowitz (1964)

Grossular

End-member formula: $\{Ca_3\}[Al_2](Si_3)O_{12}$

Group: Garnet

IMA number: Grandfathered

Modifications: None

Etymology: From the color resembling gooseberry, *Ribes grossularia* (Dana 1892; Clark 1993).

Type locality: Wiluy River, Sakha-Yakutia Republic, Russia.

Crystal system, space group and structure refinement: Isometric, *Ia3d*. Novak and Gibbs (1971).

Synthetic material: Geiger and Armbruster (1997).

Original or oldest description: A.G. Werner in 1808–1809. However, grossular was described earlier under other names, viz. as “Cinnamon Stone” (Kanelstein) from Sri Lanka by Werner in 1803–1804 and as “Granat” by Pallas in 1793 (Dana (1892).

Henritermierite

End-member formula: $\{Ca_3\}[Mn^{2+}](Si_2)(\square)O_8(OH)_4$

Group: Henritermierite

IMA number: 1968-029

Modifications: None

Etymology: For Henri-François-Émile Termier (1897–1989), a French geologist.

Type locality: Tachgagal mine, Morocco.

Crystal system, space group and structure refinement: Tetragonal, *I4₁/acd*. Armbruster et al. (2001).

Original or oldest description: Gaudefroy et al. (1969)

Holtstamite

Formula: $\{Ca_3\}[Al, Mn^{2+}](Si_2)(\square)O_8(OH)_4$

Group: Henritermierite

IMA number: 2003-047

Modifications: None

Etymology: For Dan Holtstam (b. 1963), a Swedish mineralogist.

Type locality: Wessels Mine, Kalahari manganese field, South Africa.

Crystal system, space group and structure refinement: Tetragonal, *I4₁/acd*. Hålenius et al. (2005)

Original or oldest description: Hålenius (2004), Hålenius et al. (2005)

Irinarassite

End-member formula: $\{Ca_3\}[Sn^{4+}](SiAl_2)O_{12}$

Group: Schorlomite

IMA number: 2010-73

Modifications: None

Etymology: For Irina Rass (b. 1940), a Russian mineralogist.

Type locality: Upper Chegem caldera, Kabardino-Balkaria, North Caucasus, Russia.

Crystal system and space group: Isometric, *Ia3d*. Structure not yet refined.

Original or oldest description: Galuskina et al. (2011b)

Katoite

End-member formula: $\{Ca_3\}[Al_2](\square_3)(OH)_{12}$

Group: ungrouped

IMA number: 1982-080

Modifications: None

Etymology: For Akira Kato (b. 1931), a Japanese mineralogist.

Type locality: Campomorto quarry, Pietra Massa, Viterbo, Lazio, Italy.

Crystal system, space group and structure refinement: Isometric, *Ia3d*. Sacerdoti and Passaglia (1985); synthetic material (Lager et al. 1987).

Original or oldest description: Passaglia and Rinaldi (1984)

Kerimasite

End-member formula: $\{Ca_3\}[Zr_2](SiF_6^{2-})O_{12}$

Group: Schorlomite

IMA number: 2009-29

Modifications: None

Etymology: For the Kerimasi volcano.

Type locality: Kerimasi volcano, Gregory Rift, northern Tanzania.

Crystal system, space group and structure refinement: Isometric, *Ia3d*. Zaitsev et al. (2010), and under the name kimzeyite, Schingaro et al. (2001); synthetic material under the name kimzeyite (Whittle et al. 2007).

Original or oldest description: Zaitsev et al. (2010). Under the name kimzeyite: Schingaro et al. (2001) and Galuskina et al. (2005); under the name “Fe-dominant analog of kimzeyite” (Galuskina et al. 2010a, 2010b, 2010c).

Kimzeyite

End-member formula: $\{Ca_3\}[Zr_2](SiAl_2)O_{12}$

Group: Schorlomite

IMA number: Not recorded

Modifications: None

Etymology: For members of the Kimzey family, who were instrumental in obtaining and preserving mineral specimens from Magnet Cove.

Type locality: Kimzey quarry, Magnet Cove, Arkansas, U.S.A.

Crystal system, space group and structure refinement: Isometric, *Ia3d*. Munno et al. (1980)

Original or oldest description: Milton and Blade (1958), Milton et al. (1961)

Knorringite

End-member formula: $\{Mg_3\}[Cr^{2+}](Si_3)O_{12}$

Group: Garnet

IMA number: 1968-010

Modifications: None

Etymology: For Oleg von Knorring (1915–1994), a Russian mineralogist who worked in Finland and the United Kingdom.

Type locality: Kao kimberlite pipe, Butha-Butha, Lesotho.

Crystal system, space group and structure refinement: Isometric, *Ia3d*. Synthetic material: Juhin et al. (2010).

Original or oldest description: Nixon and Hornung (1968)

Majorite

End-member formula: $\{Mg_3\}[SiMg](Si_3)O_{12}$

Group: Garnet

IMA number: 1969-018. Modifications: Formula originally given as $\{(Mg,Na)_3\}[(Fe,Si,Al,Cr)_2](Si_3)O_{12}$.

Etymology: For Alan Major, who assisted A.E. Ringwood in experiments.

Type locality: Coorara L6 chondrite (recovered in Western Australia).

Crystal system, space group and structure refinement: Isometric, *Ia3d*.

Synthetic material: Hazen et al. (1994)

Original or oldest description: Smith and Mason (1970)

Manganberzeliite

End-member formula: $\{Ca_2Na\}[Mn^{2+}](As^{5+})O_{12}$

Group: Berzeliite

IMA number: Grandfathered

Modifications: See text.

Etymology: The manganese analog of berzeliite.

Type locality: Långban, Filipstad district, Värmland, Sweden.

Crystal system, space group and structure refinement: Isometric, *Ia3d*. Qualitative description of the structure: Bubeck and Machatschki (1935); Nagashima and Armbruster (2012)

Original or oldest description: Igelström (1886, 1894)

Menzerite-(Y)

End-member formula: $\{Y_2Ca\}[Mg_2](Si_3)O_{12}$

Group: Garnet

IMA number: 2009-050

Modifications: None

Etymology: For Georg Menzer (1897–1989), the German crystallographer who was the first to solve the structure of garnet (Menzer 1928); the suffix Y is a Levinson modifier that indicates that Y is dominant among the sum of Y and the rare-earth elements.

Type locality: Bonnet Island in Georgian Bay, near Parry Sound, Ontario, Canada.

Crystal system, space group and structure refinement: Isometric, *Ia3d*. Grew et al. (2010)

Original or oldest description: Grew et al. (2010)

Momoite

End-member formula: $\{Mn^{2+}\}[V^{3+}](Si_3)O_{12}$

Group: Garnet

IMA number: 2009-026.

Modifications: None; see the “yamatoite” of Momoi (1964), which was not approved because this component was not dominant in the material that they investigated (Fleischer 1965).

Etymology: For Hitoshi Momoi (1930–2002), the Japanese mineralogist who was the first to recognize $\{Mn^{2+}\}[V^{3+}](Si_3)O_{12}$ as a component in garnet

Type locality: Kurase mine, Ehime Prefecture, Japan.

Crystal system and space group: Isometric, *Ia3d*. Structure not yet refined, but the atomic coordinates were predicted by Novak and Gibbs (1971).

Original or oldest description: Tanaka et al. (2010)

Morimotoite

End-member formula: $\{\text{Ca}_3\}[\text{TiFe}^{2+}](\text{Si}_3)\text{O}_{12}$
 Group: Garnet
 IMA number: 1992-017
 Modifications: None
 Etymology: For Nobuo Morimoto (b. 1925), a Japanese mineralogist.
 Type locality: Fuku, Bitchu-Cho, Okayama Prefecture, Japan.
 Crystal system and space group: Isometric, $Ia\bar{3}d$. Structure not yet refined.
 Original or oldest description: Henmi et al. (1995)

Palenzonaite

End-member formula: $\{\text{Ca}_2\text{Na}\}[\text{Mn}_2^{2+}](\text{V}_3^{5+})\text{O}_{12}$
 Group: Berzeliite
 IMA number: 1986-011
 Modifications: None
 Etymology: For Andrea Palenzona (b. 1935), an Italian chemist.
 Type locality: Molinello mine, Ne, Val Graveglia, Liguria, Italy.
 Crystal system, space group and structure refinement: Isometric, $Ia\bar{3}d$. Basso (1987); Nagashima and Armbruster (2012)
 Original or oldest description: Basso (1987)

Pyrope

End-member formula: $\{\text{Mg}_3\}[\text{Al}_2](\text{Si}_3)\text{O}_{12}$
 Group: Garnet
 IMA number: Grandfathered
 Modifications: None
 Etymology: From the Greek πυροπός (pyropos) – firelike for its deep-red color.
 Type locality: Bohemia (Czech Republic).
 Crystal system, space group and structure refinement: Isometric, $Ia\bar{3}d$. Novak and Gibbs (1971)
 Synthetic material: Armbruster et al. (1992)
 Original or oldest description: Recognized by Georgius Agricola (1546), but the name pyrope was introduced by A.G. Werner in 1800 (Dana 1892; Clark 1993).

Schäferite

End-member formula: $\{\text{Ca}_2\text{Na}\}[\text{Mg}_2](\text{V}_3^{5+})\text{O}_{12}$
 Group: Berzeliite
 IMA number: 1997-048
 Modifications: None
 Etymology: For Helmut Schäfer (b. 1931), an amateur German mineralogist who discovered the mineral.
 Type locality: Bellberg volcano near Mayen, Eifel, Germany.
 Crystal system, space group and structure refinement: Isometric, $Ia\bar{3}d$. Krause et al. (1999)
 Original or oldest description: Krause et al. (1999)

Schorlomite

End-member formula: $\{\text{Ca}_3\}[\text{Ti}_2](\text{SiFe}_2^{3+})\text{O}_{12}$
 Group: Schorlomite
 IMA number: Grandfathered
 Modifications: Extensive; see main text.
 Etymology: For its resemblance to schorl.
 Type locality: Magnet Cove, Hot Springs County, Arkansas, U.S.A.
 Crystal system, space group and structure refinement: Isometric, $Ia\bar{3}d$. Chakhmouradian and McCammon (2005)
 Original or oldest description: Shepard (1846), Whitney (1849), and Rammelsberg (1850a, 1850b)

Spessartine

End-member formula: $\{\text{Mn}_3^{2+}\}[\text{Al}_2](\text{Si}_3)\text{O}_{12}$
 Group: Garnet
 IMA number: Grandfathered
 Modifications: None
 Etymology: From the Spessart Mountains, Germany.
 Type locality: Sommer quarry, Wendelberg Mt., Spessart Mountains, Bavaria, Germany.
 Crystal system, space group and structure refinement: Isometric, $Ia\bar{3}d$. Novak and Gibbs (1971); for F-bearing, Smyth et al. (1990).
 Synthetic material: Geiger and Armbruster (1997)
 Original or oldest description: Recognized by M.H. Klaproth (1797), but the name spessartine was introduced by F.S. Beudant (1832) according to Dana (1892) and Clark (1993).

Toturite

End-member formula: $\{\text{Ca}_3\}[\text{Sn}_2^{4+}](\text{SiFe}_3^{3+})\text{O}_{12}$
 Group: Schorlomite
 IMA number: 2009-033
 Modifications: None
 Etymology: From both the Totur River situated in Eltybyu village near the type locality and the name of a Balkarian deity and ancient warrior.
 Type locality: Upper Chegem caldera, Kabardino-Balkaria, North Caucasus, Russia.
 Crystal system and space group: Isometric, $Ia\bar{3}d$. Structure not yet refined.
 Original or oldest description: Galuskina et al. (2010c)

Usturite

End-member formula: $\{\text{Ca}_3\}[\text{Sb}^5\text{Zr}](\text{Fe}_3^{3+})\text{O}_{12}$
 Group: Bitikleite
 IMA number: 2009-053
 Modifications: Originally described as bitikleite-(ZrFe) with the same formula.
 Etymology: From the Ustur Mountain near the type locality.
 Type locality: Upper Chegem caldera, Kabardino-Balkaria, North Caucasus, Russia.
 Crystal system and space group: Isometric, $Ia\bar{3}d$. Structure not yet refined.
 Original or oldest description: Galuskina et al. (2010b)

Uvarovite

End-member formula: $\{\text{Ca}_3\}[\text{Cr}_2^{3+}](\text{Si}_3)\text{O}_{12}$
 Group: Garnet
 IMA number: Grandfathered
 Modifications: None
 Etymology: For Count Sergei Semenovich Uvarov (1786–1855), a Russian historian.
 Type locality: Saranovskiy mine Biserskoye chromite deposit, Perm district, Urals, Russia (Pekov 1998).
 Crystal system, space group and structure refinement: Isometric, $Ia\bar{3}d$. Novak and Gibbs (1971)
 For birefringent uvarovite: Wildner and Andrut (2001)
 Original or oldest description: Hess (1832)

Yafsoanite

End-member formula: $\{\text{Ca}_3\}[\text{Te}_2^{6+}](\text{Zn}_3)\text{O}_{12}$
 Group: ungrouped
 IMA number: 1981-022
 Modifications: Introduced with the idealized formula $(\text{Zn}_{1.38}\text{Ca}_{1.36}\text{Pb}_{0.26})_{2=3.00}\text{TeO}_6$; current formula from Jarosch and Zemmann (1989) and Mills et al. (2010).
 Etymology: From the acronym Yafskiy Filial Sibirskogo Otdeleniya Akademii Nauk (Yafskiy Filial of the Siberian Branch of the Academy of Sciences).
 Type locality: Kuranakh gold deposit, near Aldan, Yakutia, Russia (Pekov 1998).
 Crystal system, space group and structure refinement: Isometric, $Ia\bar{3}d$. Mills et al. (2010)
 Original or oldest description: Kim et al. (1982)

**Appendix 2. List of synonyms, obsolete, varietal, and discredited names
for garnet supergroup minerals**

This list is necessarily incomplete as it was assembled mostly from secondary sources and compilations. In general, the identifications and attributions of those references have been accepted here. As many of the attributions are themselves secondary sources or compilations, they often do not refer to the first use or origin of the name.

Although some of the names are also synonymous with other minerals, or other materials (alloy, glass, etc.), these other meanings are not compiled here. The present terms are largely restricted to mineral species, solid-solution series, and groups of the garnet supergroup.

| Name (n = 715) | Present Term (species, solid- solution series, or group) | Attribution | Reference | | | | |
|----------------------------|---|--|--------------------------|--------------------|--|---|-----------------------------|
| achtaragdit* | grossular-katoite | Ernst Friedrich Glocker | Chester (1896) | | | | |
| achtaragdit* | grossular-katoite | Ernst Friedrich Glocker | Clark (1993) | alamandina | almandine | | Simpson (1989) |
| achtarandit* | grossular-katoite | Johann Friedrich August Breithaupt | Clark (1993) | alamandine | almandine | Dietrich Ludwig Gustav Karsten | Clark (1993) |
| achtarandite* | grossular-katoite | | Chester (1896) | alexandrite garnet | garnet | Robert Webster , Basil William Anderson | Bayliss (2000) |
| achtaryndit* | grossular-katoite | J. Auerbach | Clark (1993) | Al-garnet | almandine- spessartine- grossular | Masaki Enami | Bayliss (2000) |
| Adelaide ruby | almandine | Peter G. Read | Bayliss (2000) | | grossular-andradite | Michael J. Holdaway | Bayliss (2000) |
| African jade | grossular | Peter G. Read | Bayliss (2000) | Al-grandite | andradite | Thomas Allison Readwin | Chester (1896) |
| Afrikanischer jade | grossular | Johann Georg Haditsch , H. Maus | Bayliss (2000) | allochite | andradite | José Bonifácio de Andrada e Silva | Dana and Brush (1868) |
| Alabandic carbuncles | almandine | Pliny (Gaius Plinius Secundus) | Dana and Brush (1868) | allochroite | andradite | José Bonifácio de Andrada e Silva | Allan (1814) |
| alabandicus | almandine | Pliny (Gaius Plinius Secundus) | Dana and Brush (1868) | allocroita | andradite | Jeffrey de Fourestier | Bayliss (2000) |
| alabandina | almandine | | Simpson (1989) | almandin | garnet | Georgius Agricola | Egleston (1892) |
| alabandine | garnet | | Chester (1896) | alamandina | almandine | Sande H. Zirlin | Bayliss (2000) |
| alabandine ruby | almandine | Peter G. Read | Bayliss (2000) | alamandino | almandine | Centro Informazione e Servizi Gemmologici (CISGEM) | Bayliss (2000) |
| alabandite (of Chester) | garnet | | Chester (1896) | almandite | almandine | James Dwight Dana | Dana and Brush (1868) |
| alabaunderryne | almandine | | Simpson (1989) | | | | |
| alabraundyne | almandine | | Simpson (1989) | almenidine | almandine | Jeffrey de Fourestier | Bayliss (2000) |
| alamandin | almandine | Dietrich Ludwig Gustav Karsten | Dana and Brush (1868) | almond stone | almandine | | Manutchehr- Danai (2009) |

Nomenclature of the Garnet Supergroup

Appendix 2

| | | | | | | | |
|-----------------------------------|-------------------|--|---|------------------------------|---|---|-------------------------|
| almondine | almandine | | Simpson (1989) | berzelit | berzeliite | William Haidinger | Dana and Brush (1868) |
| amandine | almandine | | Simpson (1989) | | | | |
| American ruby | almandine | Peter G. Read | Bayliss (2000) | berzelite | berzeliite | William Haidinger | Clark (1993) |
| amethystizontes | garnet | Pliny (Gaius Plinius Secundus) | Dana and Brush (1868) | bijazi | almandine | Abū al-Rayhān Muhammad ibn Ahmad al-Bīrūnī | Lemmlein (1963) |
| anthill garnet | pyrope | | Manutchehr-Danai (2009) | bitikleite-(SnAl) | bitikleite | Irina O. Galuskina | this work |
| | | | | bitikleite-(SnFe) | dzhuluite | Irina O. Galuskina | this work |
| anthracitis | garnet (?) | Pliny (Gaius Plinius Secundus) | Dana and Brush (1868) | bitikleite-(ZrFe) | usturite | Irina O. Galuskina | this work |
| anthrax, ἀνθραξ (of Theophrastus) | garnet | Theophrastus | Moore (1859), Caley and Richards (1956) | black garnet | andradite | | Dana and Brush (1868) |
| aplome | andradite | René Just Haüy | Jameson (1816) | black garnet of Frascati | andradite | | Eggleston (1892) |
| apricotine | garnet | | Manutchehr-Danai (2009) | black garnet of the Pyrenees | andradite | | Allan (1814) |
| Arizona rubin | pyrope | Johann Georg Haditsch , H. Maus | Bayliss (2000) | blythite | hypothetical component: Mn ₃ Mn ₂ Si ₃ O ₁₂ | Lewis Leigh Fermor | Clark (1993) |
| Arizona ruby | pyrope | William Alexander Deer , Robert Andrew Howie , Jack Zussman | Bayliss (2000) | Bobrovka garnet | andradite | | Simpson (1989) |
| Arizona spinel | almandine | Robert Webster , Basil William Anderson | Bayliss (2000) | Bobrovka garnet | andradite | | Manutchehr-Danai (2009) |
| Arizona-spinell | almandine | Johann Georg Haditsch , H. Maus | Bayliss (2000) | Bobrowka garnet | andradite | Peter G. Read | Bayliss (2000) |
| asterias garnet | garnet | | Hertz (1839) | bodenbenderite | spessartine and fluorite | Eberhard Rimann | Bayliss (2000) |
| Australian ruby | garnet | Peter G. Read | Bayliss (2000) | Bohemian garnet | pyrope-almandine | Abraham Gottlob Werner | Dana and Brush (1868) |
| azbazashtt | grossular | Ahmad ibn Yusuf Al Tifaschi | Huda (1998) | Bohemian ruby | pyrope | Robert Webster , Basil William Anderson | Bayliss (2000) |
| azbazashtti | grossular | Ahmad ibn Yusuf Al Tifaschi | Huda (1998) | Böhmischer granat | pyrope-almandine | Abraham Gottlob Werner | Dana and Brush (1868) |
| bahandji | garnet | Ahmad ibn Yusuf Al Tifaschi | Huda (1998) | Böhmischer rubin | pyrope | Johann Georg Haditsch , H. Maus | Bayliss (2000) |
| bahdji | garnet | Ahmad ibn Yusuf Al Tifaschi | Huda (1998) | bombita | andradite | Edward Salisbury Dana | Bayliss (2000) |
| banafsh | garnet | Ahmad ibn Yusuf Al Tifaschi | Huda (1998) | brandäosite | spessartine | A. Mario de Jesus | Clark (1993) |
| bechet | garnet | | Lemmlein (1963), Akhmetov (1990) | braunstein kiesel | spessartine | Franz Ambrosius Reuss | Allan (1814) |
| becheta | garnet | | Akhmetov (1990) | braunsteinkiesel | spessartine | Dietrich Ludwig Gustav Karsten | Dana and Brush (1868) |
| berzeliit | berzeliite | Otto B. Kühn | Dana and Brush (1868) | bredbergite | andradite | James Dwight Dana | Dana and Brush (1868) |

Nomenclature of the Garnet Supergroup

Appendix 2

| | | | | | | | |
|------------------------------|--|--|-----------------------------|--------------------------|--------------------------|--|-----------------------------|
| Broddbo granat | spessartine | Jöns Jacob Berzelius | Egleston (1892) | calderite | andradite-bearing | Henry Piddington | Clark (1993) |
| Broddbogranat | spessartine | Jöns Jacob Berzelius | Dana and Brush (1868) | (<i>of Piddington</i>) | rock | | |
| Ca(Al,Fe) garnet | grossular | William Alexander Deer , Robert Andrew Howie , Jack Zussman | Bayliss (2000) | California ruby | garnet | Richard M. Pearl | Bayliss (2000) |
| calcoclasite | grossular , calcite and prehnite | Henry Carvill Lewis | Clark (1993) | Californian ruby | garnet | Peter G. Read | Bayliss (2000) |
| calcoclasite | grossular , calcite and prehnite | Henry Carvill Lewis | Clark (1993) | californite | grossular-katoite | | Manutchehr- Danai (2009) |
| Ca-Fe garnet | andradite | William Alexander Deer , Robert Andrew Howie , Jack Zussman | Bayliss (2000) | canelhstein | grossular | | Egleston (1892) |
| Ca-Fe-spessartine | spessartine | Toyohumi Yosimura | Bayliss (2000) | Cape garnet | pyrope | | Manutchehr- Danai (2009) |
| Ca-garnet | grossular | William Alexander Deer , Robert Andrew Howie , Jack Zussman | Bayliss (2000) | Cape ruby | pyrope | William Alexander Deer , Robert Andrew Howie , Jack Zussman | Bayliss (2000) |
| calcareo-aluminous garnet | grossular | Edward John Chapman | Chapman (1843) | caprubin | pyrope | Karl Franz Johann Chudoba | Bayliss (2000) |
| calciospessartine | spessartine | Lewis Leigh Fermor | Clark (1993) | carbocle | garnet | | Simpson (1989) |
| calcio-spessartite | spessartine | Leonard James Spencer | Bayliss (2000) | carbokyl | garnet | | Simpson (1989) |
| calcium fer spessartine | spessartine | Madeleine Aballain | Bayliss (2000) | carbonchio | garnet | | Simpson (1989) |
| calcium-aluminum garnet | grossular | Edward Salisbury Dana | Bayliss (2000) | carboncla | garnet | | Simpson (1989) |
| calcium-chromium garnet | uvarovite | Edward Salisbury Dana | Bayliss (2000) | carboncle | garnet | | Simpson (1989) |
| calcium- eisenspessartine | spessartine | Karl Franz Johann Chudoba | Clark (1993) | carbonclo | garnet | | Simpson (1989) |
| calcium-ferrigranat | andradite | Cornelio August Severius Doelter Cisterich y de la Torre | Clark (1993) | carbonkel | garnet | | Simpson (1989) |
| calcium-iron garnet | andradite | Edward Salisbury Dana | Bayliss (2000) | carboucle | garnet | | Simpson (1989) |
| calcium-zirconium garnet | kimzeyite | | Manutchehr- Danai (2009) | carbucce | garnet | | Simpson (1989) |
| calc-pyralmandite | almandine | Lewis Leigh Fermor | Clark (1993) | carbuckle | garnet | | Simpson (1989) |
| calc-spessartine | spessartine | Peter G. Embrey , John P. Fuller | Bayliss (2000) | carbuckyl | garnet | | Simpson (1989) |
| calc-spessartite | spessartine | Lewis Leigh Fermor | Clark (1993) | carbucle | garnet | | Simpson (1989) |
| | | | | carbucul | garnet | | Simpson (1989) |
| | | | | carbunacle | garnet | | Simpson (1989) |
| | | | | carbunckle | garnet | | Simpson (1989) |
| | | | | carbuncle | garnet | | Egleston (1892) |
| | | | | carbunclo | garnet | | Simpson (1989) |
| | | | | carbunco | garnet | | Simpson (1989) |
| | | | | carbuncul | garnet | | Simpson (1989) |
| | | | | carbuncules | garnet | | Simpson (1989) |
| | | | | carbunculi | pyrope | Georgius Agricola | Dana and Brush (1868) |
| | | | | charcedonii | | | |
| | | | | carbunculo | garnet | | Simpson (1989) |
| | | | | carbunculum | garnet | | Simpson (1989) |

Nomenclature of the Garnet Supergroup

Appendix 2

| | | | | | | |
|-------------------------------|------------------------------|---|-------------------------|----------------|------------------|--|
| carbunculus | garnet | | Dana and Brush (1868) | Ceylon garnet | pyrope | Egleston (1892) |
| carbunculus Alabandicus | almandine | Pliny (Gaius Plinius Secundus) | Egleston (1892) | Ceylon ruby | garnet | Manutchehr-Danai (2009) |
| carbunculus Carchedonius | garnet | | Egleston (1892) | Ceylonhyacinth | grossular | Johann Georg Haditsch , H. Bayliss (2000) |
| carbunculus dodecahedrus | garnet | James Dwight Dana | Dana (1837) | Ceylonspinell | garnet | Johann Georg Haditsch , H. Maus Bayliss (2000) |
| carbunculus Garamanticus | garnet | | Egleston (1892) | chairbunkle | garnet | Simpson (1989) |
| carbunculus of Pliny | garnet | John Kidd | Allan (1814) | charbocle | garnet | Simpson (1989) |
| carbunculus Troezenius | garnet | | Egleston (1892) | charbokel | garnet | Simpson (1989) |
| carbunkel | garnet | | Simpson (1989) | charbokele | garnet | Simpson (1989) |
| carbunkile | garnet | | Simpson (1989) | charbokell | garnet | Simpson (1989) |
| carbunkill | garnet | | Simpson (1989) | charbokelle | garnet | Simpson (1989) |
| carbunkle | garnet | | Simpson (1989) | charbokil | garnet | Simpson (1989) |
| carbunkulle | garnet | | Simpson (1989) | charbokill | garnet | Simpson (1989) |
| carbunkyl | garnet | | Simpson (1989) | charbokle | garnet | Simpson (1989) |
| carcbuncle | garnet | | Simpson (1989) | charbokull | garnet | Simpson (1989) |
| carcedony | garnet | Edward Phillips | Simpson (1989) | charbokyll | garnet | Simpson (1989) |
| carchedonii in Boëmorum agris | pyrope | Georgius Agricola | Egleston (1892) | charboncle | garnet | Simpson (1989) |
| carchedonius | garnet | Edward Salisbury Dana | Bayliss (2000) | charbonkkel | garnet | Simpson (1989) |
| carchedony | garnet | N. Bailey | Simpson (1989) | charbonkkel | garnet | Simpson (1989) |
| carfunkel | garnet | Johann Georg Haditsch , H. Maus | Bayliss (2000) | charboul | garnet | Simpson (1989) |
| Carthaginian carbuncle | garnet | | Egleston (1892) | charbouncle | garnet | Simpson (1989) |
| Carthaginian carbuncle | garnet | James Dwight Dana | Dana and Brush (1868) | charbuche | garnet | Simpson (1989) |
| Ca-spessartite | spessartine | Sylvie Parc , Daniel Nahon , Yves Tardy , Philippe Viellard | Bayliss (2000) | charbuchle | garnet | Simpson (1989) |
| caswellite | andradite-spessartine | Albert Huntington Chester | Clark (1993) | charbuckle | garnet | Simpson (1989) |
| ceraunio | pyrope | Solinus | Manutchehr-Danai (2009) | charbuckell | garnet | Simpson (1989) |
| | | | | charbunckell | garnet | Simpson (1989) |
| | | | | charbunckile | garnet | Simpson (1989) |
| | | | | charbunckle | garnet | Simpson (1989) |
| | | | | charbuncle | garnet | Simpson (1989) |
| | | | | charbuncul | garnet | Simpson (1989) |

Nomenclature of the Garnet Supergroup

Appendix 2

| | | | | | | | |
|--------------------------|---|--|-------------------------|--------------------------|--|---|-------------------------|
| charbunkel | garnet | | Simpson (1989) | | schist | | (1807) |
| charbunkil | garnet | | Simpson (1989) | Cr-pyrope | pyrope or knorringite | Gary A. Novak , Gerald V. Gibbs | Bayliss (2000) |
| charbunkill | garnet | | Simpson (1989) | dchanrasit | pyrope-almandine | Karl Franz Johann Chudoba | Bayliss (2000) |
| charbunkle | garnet | | Simpson (1989) | dél-afrikaijade | grossular | Jeffrey de Foarestier | Bayliss (2000) |
| charbunkylle | garnet | | Simpson (1989) | demantoid | andradite | Nils Adolf Erik Nordenskiöld | Chester (1896) |
| charebocle | garnet | | Simpson (1989) | demantoiët | andradite | Sande H. Zirlin | Bayliss (2000) |
| charebokyll | garnet | | Simpson (1989) | dhanrasite | pyrope-almandine | S.R.N. Murthy | Bayliss (2000) |
| chareboncle | garnet | | Simpson (1989) | diamanite | synthetic compound: Y ₃ Al ₂ Al ₃ O ₁₂ | | Manutchehr-Danai (2009) |
| chaux arseniatée anhydre | berzeliite | Ours Pierre Armand Petit Dufrénoy | Dana and Brush (1868) | diamantoid | andradite | Max Hutchinson Hey | Bayliss (2000) |
| cherbukkill | garnet | | Simpson (1989) | diamantoiïde | andradite | Sande H. Zirlin | Bayliss (2000) |
| cherbukle | garnet | | Simpson (1989) | diamite | synthetic compound: Y ₃ Al ₂ Al ₃ O ₁₂ | | Manutchehr-Danai (2009) |
| chlorhibschite | not a mineral species: Ca ₃ Al ₂ Si _{3-x} O ₈ Cl _{4-x} | Boris Valentinovich Chesnokov | Jambor et al. (1997) | diamonaite | synthetic compound: Y ₃ Al ₂ Al ₃ O ₁₂ | | Manutchehr-Danai (2009) |
| chornomita | andradite | Jeffrey de Foarestier | Bayliss (2000) | diemlite | synthetic compound: Y ₃ Al ₂ Al ₃ O ₁₂ | | Manutchehr-Danai (2009) |
| chrom grossular | grossular | Jeffrey de Foarestier | Bayliss (2000) | dimanthoid | garnet | Henry William Bristow | Egleston (1892) |
| chrome garnet | pyrope | Edward John Chapman | Chapman (1843) | dodecahedral garnet | garnet | Carl Friedrich Christian Mohs | Egleston (1892) |
| chrome garnet | uvarovite | | Egleston (1892) | dodekaedrischer granat | garnet | Johann Georg Haditsch , H. Maus | Bayliss (2000) |
| chrome pyrope | pyrope | William Alexander Deer , Robert Andrew Howie , Jack Zussman | Bayliss (2000) | dshonstonotit | spessartine | Karl Franz Johann Chudoba | Bayliss (2000) |
| chromgranat | uvarovite | Karl Franz Johann Chudoba | Bayliss (2000) | Dubbelbrytande berzeliit | berzeliite | Edward Salisbury Dana | Bayliss (2000) |
| chromium garnet | uvarovite | Jeffrey de Foarestier | Bayliss (2000) | edler granat | garnet | Abraham Gottlob Werner | Allan (1814) |
| chromium pyrope | pyrope or knorringite | Peter H. Nixon , George Hornung | Bayliss (2000) | eisenandradit | hypothetical component: Fe ₃ Fe ₂ Si ₃ O ₁₂ | Carl Walther Fischer (?) | Clark (1993) |
| cinnamite | grossular | G. Poggi | Allan (1814) | eisen-calcium-spessartin | spessartine | Max Hutchinson Hey | Bayliss (2000) |
| cinnamon garnet | grossular | Edward Salisbury Dana | Bayliss (2000) | eisenthongranat | almandine | Edward Salisbury Dana | Bayliss (2000) |
| cinnamon granat | grossular | Andrew M. Clark | Bayliss (2000) | eisentongranat | almandine | Karl Franz Johann Chudoba | Bayliss (2000) |
| cinnamon stone | grossular | Robert Jameson | Allan (1814) | elbrusite-(Zr) | elbrusite | Irina O. Galuskina | this work |
| cirolite | synthetic compound: Y ₃ Al ₂ Al ₃ O ₁₂ | | Manutchehr-Danai (2009) | Elie ruby | pyrope | | Egleston (1892) |
| colofonite | andradite-grossular | Sande H. Zirlin | Bayliss (2000) | | | | |
| colophonit | andradite | Franz Ambrosius Reuss | Allan (1814) | | | | |
| colophonite | andradite | Dietrich Ludwig Gustav Karsten | Chester (1896) | | | | |
| Colorado ruby | pyrope | Peter G. Read | Bayliss (2000) | | | | |
| common garnet | garnet | Robert Jameson | Allan (1814) | | | | |
| coticule | garnet-bearing | | Brongniart | | | | |

Nomenclature of the Garnet Supergroup

Appendix 2

| | | | | | | | |
|-------------------------------|------------------------------|--|-------------------------|-----------------------------|---|--|-------------------------|
| Ely ruby | pyrope | | Manutchehr-Danai (2009) | feketegranat | andradite | Jeffrey de Fourestier | Bayliss (2000) |
| emaldine | spessartine | J. Stephen van der Lingen | Clark (1993) | felsinrubin | pyrope-almandine | Max Hutchinson Hey | Bayliss (2000) |
| émeraude de ural | andradite | | Manutchehr-Danai (2009) | Fe-Mn-garnet | calderite | William Alexander Deer , Robert Andrew Howie , Jack Zussman | Bayliss (2000) |
| emildine | spessartine | J. Stephen van der Lingen | Clark (1993) | Fe-pyrope | pyrope | Gary A. Novak , Gerald V. Gibbs | Bayliss (2000) |
| emilite | spessartine | J. Stephen van der Lingen | Clark (1993) | ferric kimzeyite | kerimasite | Peter C. Rickwood | Rickwood (1968) |
| erinadine | spessartine | J. Stephen van der Lingen | Clark (1993) | ferro-calderite | calderite | Lewis Leigh Fermor | Bayliss (2000) |
| erinite | spessartine | J. Stephen van der Lingen | Clark (1993) | ferrospessartine | spessartine | Karl Franz Johann Chudoba | Clark (1993) |
| ernita | grossular | -. Frank (Franck or Francke?) | Clark (1993) | ferro-spessartite | spessartine | Lewis Leigh Fermor | Clark (1993) |
| ernite | grossular | -. Frank (Franck or Francke?) | Clark (1993) | ferrotitanite | schorlomite | Josiah Dwight Whitney | Dana and Brush (1868) |
| escarboucle | garnet | | Simpson (1989) | ferrugino-aluminous garnet | almandine | Edward John Chapman | Chapman (1843) |
| escarbuncle | garnet | | Simpson (1989) | ferrugino-calcareous garnet | andradite | Edward John Chapman | Chapman (1843) |
| espartita | spessartine | Andrew M. Clark | Bayliss (2000) | Fe-Ti garnet | andradite-schorlomite | Kenneth B. Schwartz , Daniel A. Nolet , Roger George Burns | Bayliss (2000) |
| esperartita | spessartine | Edward Salisbury Dana | Bayliss (2000) | fire garnet | pyrope | | Egleston (1892) |
| espepartita | spessartine | Madeleine Aballain | Bayliss (2000) | flower of Jove | garnet | Pliny (Gaius Plinius Secundus) | Manutchehr-Danai (2009) |
| essonit | grossular | Hauy | Simpson (1989) | garamantic carbuncle | garnet | | Egleston (1892) |
| essonite | grossular | René Just Haüy | Dana and Brush (1868) | garamantious | garnet | Pliny (Gaius Plinius Secundus) | Clark (1993) |
| Fahlungranat | almandine | Jöns Jacob Berzelius | Dana and Brush (1868) | garnat | garnet | Sande H. Zirlin | Bayliss (2000) |
| falscher hyacinth | grossular | Johann Georg Haditsch , H. Maus | Bayliss (2000) | garnate | garnet | | Simpson (1989) |
| false hyacinth | garnet | Jeffrey de Fourestier | Bayliss (2000) | garnetite | garnet | | Chester (1896) |
| false ruby | garnet | | Manutchehr-Danai (2009) | garnet-jade | grossular | Leonard James Spencer | Clark (1993) |
| fashoda garnet | pyrope | Peter G. Read | Bayliss (2000) | garnetoid | mineral(s) with the garnet structure | Duncan McConnell | Clark (1993) |
| fashoda ruby | pyrope | | Manutchehr-Danai (2009) | garnette | garnet | | Simpson (1989) |
| (Fe ²⁺ ,Ca) garnet | almandine-grossular | Robert C. Newton , Bernard J. Wood | Bayliss (2000) | garvi | garnet (pyrope?) | Abū al-Rayhān Muhammad ibn Ahmad al-Bīrūnī | Lemlein (1963) |
| Fe ³⁺ -garnet | andradite-spessartine | Masaki Enami | Bayliss (2000) | gemeiner granat | garnet | Abraham Gottlob Werner | Allan (1814) |
| Fe-Ca-spessartine | spessartine | Toyohumi Yosimura | Bayliss (2000) | geminait | synthetic compound: Y ₃ Al ₂ Al ₃ O ₁₂ | | Manutchehr-Danai (2009) |
| Fe-garnet | almandine | William Alexander Deer , Robert Andrew Howie , Jack Zussman | Bayliss (2000) | | | | |
| Fe-grandite | andradite | Michael J. Holdaway | Bayliss (2000) | | | | |

Nomenclature of the Garnet Supergroup

Appendix 2

| | | | | | | | |
|--------------------------------|---|--|--------------------------|----------------------------------|--------------------|--|-------------------------|
| gemolyte | synthetic compound: Y ₃ Al ₂ Al ₃ O ₁₂ | | Manutchehr-Danai (2009) | grenat almandin | almandine | | Egleston (1892) |
| | | | | grenat brun | garnet | René Just Haüy | Allan (1814) |
| gernat | garnet | | Simpson (1989) | grenat chromifère | uvarovite | | Egleston (1892) |
| gernate | garnet | | Simpson (1989) | grenat de chaux | grossular | | Egleston (1892) |
| gernet | garnet | | Simpson (1989) | grenat du chaux | grossular | François Sulpice Beudant | Dana and Brush (1868) |
| gibbsite (<i>of Spencer</i>) | grossular | Leonard James Spencer | Clark (1993) | | | | |
| gibschite | grossular | Leonard James Spencer | Clark (1993) | grenat émarginé noir | andradite | René Just Haüy | Allan (1814) |
| gooseberry-garnet | grossular | | Chester (1896) | grenat granuliforme | pyrope | René Just Haüy | Allan (1814) |
| graanat | garnet | Sande H. Zirlin | Bayliss (2000) | grenat grossulaire | grossular | | Egleston (1892) |
| gralmandite | grossular-almandine | Lewis Leigh Fermor | Clark (1993) | grenat manganèse | spessartine | André-Jean-François-Marie Brochant de Villiers | Egleston (1892) |
| granada | garnet | Sande H. Zirlin | Bayliss (2000) | | | | |
| granat | garnet | Johan Gottschalk Wallerius | Dana and Brush (1868) | grenat manganésié | spessartine | Alexandre Brongniart | Allan (1814) |
| | | | | grenat manganésien | spessartine | | Egleston (1892) |
| granat von Longban | andradite | Emanuel Rothoff | Dana and Brush (1868) | grenat mélanite | andradite | André-Jean-François-Marie Brochant de Villiers | Egleston (1892) |
| | | | | | | | |
| granat von Longbau | andradite | Emanuel Rothoff | Egleston (1892) | grenat noble | garnet | | Egleston (1892) |
| granatbord | garnet | Johann Georg Haditsch, H. Maus | Bayliss (2000) | grenat noir | andradite | René Just Haüy | Egleston (1892) |
| granate | garnet | Sande H. Zirlin | Bayliss (2000) | grenat noir de Frescati | andradite | | Allan (1814) |
| granatförmiges braunsteinerz | spessartine | Martin Heinrich Klaproth | Dana and Brush (1868) | grenat ordinaire | garnet | | Allan (1814) |
| | | | | grenat pyrop | pyrope | Alexandre Brongniart | Allan (1814) |
| granati Bohemici | pyrope | A.B. De Boot | Seifert and Vrána (2005) | grenat resinite | andradite | René Just Haüy | Allan (1814) |
| | | | | grenat résinite | andradite | René Just Haüy | Dana and Brush (1868) |
| granat-jade | grossular | Reinhard Anton Brauns | Clark (1993) | grenat rouge de feu granuliforme | pyrope | René Just Haüy | Egleston (1892) |
| granato | garnet | Centro Informazione e Servizi Gemmologici (CISGEM) | Bayliss (2000) | | | | |
| | | | | grenat rougeâtre | garnet | René Just Haüy | Allan (1814) |
| granatoid | garnet | Max Hutchinson Hey | Bayliss (2000) | grenat Siriam | garnet | | Manutchehr-Danai (2009) |
| granatus | garnet | Albertus Magnus | Dana and Brush (1868) | | | | |
| | | | | grenat Syrian | garnet | | Dana and Brush (1868) |
| grandite | grossular-andradite | Lewis Leigh Fermor | Clark (1993) | | | | |
| granular garnet | garnet | | Allan (1814) | grenat Syrian | garnet | | Egleston (1892) |
| green amorphous garnet | garnet | | Allan (1814) | grenat titanifère | andradite | | Egleston (1892) |
| | | | | grenat verdâtre | garnet | René Just Haüy | Allan (1814) |
| greenlandite | garnet | Martin Heinrich Klaproth | Chester (1896) | grenat vert olive | garnet | René Just Haüy | Allan (1814) |
| grenat | garnet | André-Jean-François-Marie Brochant de Villiers | Allan (1814) | grenat yttrifère | andradite | | Egleston (1892) |
| | | | | grenat-asterie | almandine | Madeleine Aballain | Bayliss (2000) |

Nomenclature of the Garnet Supergroup

Appendix 2

| | | | | | | | |
|-------------------------------------|--------------------------|--|---------------------------|---------------------|---|--|--|
| grenate | garnet | | Manutchehr-Danai (2009) | hyacinth | grossular | | Dana and Brush (1868) |
| grenatus | garnet | | Egleston (1892) | hyacinthe de Ceylon | grossular | | Egleston (1892) |
| grenaz | garnet (plural) | | Simpson (1989) | hyacinthe la bella | garnet | | Egleston (1892) |
| grönlandit (of <i>Klaproth</i>) | garnet | Martin Heinrich Klaproth | Bayliss (2000) | hyacinth-garnet | garnet | | Dana and Brush (1868) |
| gronlandite | garnet | Madeleine Aballain | Bayliss (2000) | hyacinthoide | grossular | Jean-Claude Delamétherie | Chester (1896) |
| grossarita | grossular | Sande H. Zirlin | Bayliss (2000) | hyazinthe | pyrope | Carl Friedrich Christian Mohs | Egleston (1892) |
| grossulaar | grossular | Sande H. Zirlin | Bayliss (2000) | hydroandradite | andradite | W. Żabiński | Pertlik (2003) |
| grossulaire | grossular | François Sulpice Beudant | Dana and Brush (1868) | hydrogarnet | grossular-katoite | Einar P. Flint , Howard F. McMurdie , Lansing S. Wells | Clark (1993) |
| grossulare | grossular | R. Jameson | Simpson (1989) | hydrogranat | grossular-katoite | Karl Franz Johann Chudoba | Clark (1993) |
| grossularia | grossular | Abraham Gottlob Werner | Allan (1814) | hydrograndit | grossular-andradite-katoite | Hugo Strunz | Clark (1993) |
| grossularite | grossular | Abraham Gottlob Werner | Dana and Brush (1868) | hydrograndite | grossular-andradite-katoite | H.G. Huckenholz , W. Lindhuber , K.T. Fehr | Pertlik (2003) |
| grossularoid | grossular | Dmitry Stepanovich Belyankin , Valeriy Petrovich Petrov | Clark (1993) | hydrogrenat | grossular-katoite | Madeleine Aballain | Bayliss (2000) |
| groszular | grossular | | Egleston (1892) | hydrogrossulaire | grossular-katoite | Madeleine Aballain | Bayliss (2000) |
| guarnaccine garnet | garnet | | Manutchehr-Danai (2009) | hydrogrossular | grossular-katoite | Colin Osborne Hutton | Clark (1993) |
| guarnaccino | garnet | | Dana and Brush (1868) | hydrogrossularite | grossular-katoite | Shigeki Iwamoto , Toshio Sudo | Bayliss (2000) |
| hanléite | uvarovite | Lewis Leigh Fermor | Clark (1993) | hydromelanite | andradite | William Alexander Deer , Robert Andrew Howie , Jack Zussman | Bayliss (2000) |
| haplome | andradite | René Just Haüy | Chester (1896) | hydropyralspite | hydroxyl-bearing pyrope-almandine-spessartine | Franz Pertlik | Pertlik (2003) |
| hematite garnet | garnet | Peter G. Read | Bayliss (2000) | hydropyrope | hypothetical component: Mg ₃ Al ₂ (OH) ₁₂ | Olav H.J. Christie | Bayliss (2000) |
| hessonite | grossular | Karl Cäsar Ritter von Leonhard | Dana and Brush (1868) | hydroshorlomite | schorlomite ; titanite? | Franz Pertlik | Pertlik (2003), Laverne et al. (2006) |
| H-garnet | grossular-katoite | Jun Ito , Joel E. Arem | Bayliss (2000) | hydroshorlomite | titanite? | Christine Laverne , Olivier Grauby , Jeffrey C. Alt , Marcel Bohn | Laverne et al. (2006) |
| hibschit | grossular | Felix Cornu | Clark (1993) | hydrougrandite | andradite | Tsao Yung Lung | Bayliss (2000) |
| hibschite | grossular | Felix Cornu | Clark (1993) | hydrouvarovite | uvarovite | Franz Pertlik | Pertlik (2003) |
| hibshite | grossular | J.-F. Parrot , C. Guernet | Parrot and Guernet (1972) | hydroxygarnet | hydroxyl-bearing garnet | Hugo Strunz , Ernest H. Nickel | Pertlik (2003) |
| hidrogrossular | grossular | R. Dixon | Bayliss (2000) | | | | |
| hollandine garnet | spessartine | Thomas Lind , Hermann Bank , Ulrich Henn | Lind et al. (1993) | | | | |

Nomenclature of the Garnet Supergroup

Appendix 2

| | | | | | | | |
|---------------------|--|--|---|----------------------|---|---|-------------------------|
| idrogrossularia | grossular-katoite | Centro Informazione e Servizi Gemmologici (CISGEM) | Bayliss (2000) | jellettite | andradite | | Manutchehr-Danai (2009) |
| igumnovite | not a mineral species: $\text{Ca}_3\text{Al}_2\text{Si}_2\text{O}_8\text{Cl}_4$ | Boris Valentinovich Chesnokov | Jambor et al. (1997) | jellitite | andradite | Jeffrey de Fourestier | Bayliss (2000) |
| iivaarite | schorlomite | William Alexander Deer , Robert Andrew Howie , Jack Zussman | Bayliss (2000) | jivaarit | schorlomite | Max Hutchinson Hey | Bayliss (2000) |
| iiwaarit | schorlomite | Stepan Semyonovich Kutorga | Clark (1993) | jiwaarit | schorlomite | Stepan Semyonovich Kutorga | Clark (1993) |
| iiwaarite | schorlomite | Stepan Semyonovich Kutorga | Clark (1993) | johnstonotite | spessartine-grossular garnet | W.A. Macleod , O.E. White | Clark (1993) |
| imanite | synthetic compound: $\text{Ca}_3\text{Ti}^{3+}_2\text{Si}_3\text{O}_{12}$ | A.V. Rudneva | Fleischer (1959), Valldor et al. (2011) | jonstonotit | grossular , calcite and prehnite | Johann Georg Haditsch , H. Maus | Bayliss (2000) |
| Indian garnet | almandine | | Manutchehr-Danai (2009) | kakoklas | grossular , calcite and prehnite | Carl Adolf Ferdinand Hintze | Clark (1993) |
| iron alumina garnet | almandine | Thomas Egleston | Egleston (1892) | kakoklasit | grossular , calcite and prehnite | Rudolf Koechlin | Clark (1993) |
| iron-aluminagarnet | almandine | James Dwight Dana | Dana and Brush (1868) | Kalifornischer rubin | garnet | Johann Georg Haditsch , H. Maus | Bayliss (2000) |
| iron-andradite | hypothetical component: $\text{Fe}_3\text{Fe}_2\text{Si}_3\text{O}_{12}$ | Carl Walther Fischer | Clark (1993) | kalkchromgranat | uvarovite | Edward Salisbury Dana | Bayliss (2000) |
| iron-lime-garnet | andradite | Albert Huntington Chester | Chester (1896) | kalkeisengranat | andradite | Carl Adolf Ferdinand Hintze | Clark (1993) |
| ispid-chashma | garnet | Abū al-Rayhān Muhammad ibn Ahmad al-Bīrūnī | Lemlein (1963) | kalkeisentongranat | andradite | Cornelio August Severius Doelter | Cisterich y de la Torre |
| ivaarite | schorlomite | Stepan Semyonovich Kutorga | Dana and Brush (1868) | kalkgranat | andradite | Jöns Jacob Berzelius | Dana and Brush (1868) |
| iwaarit | schorlomite | Stepan Semyonovich Kutorga | Dana and Brush (1868) | kalkspessartit | spessartine | Max Hutchinson Hey | Bayliss (2000) |
| iwaarite | schorlomite | | Egleston (1892) | kalkthongranat | grossular | Edward Salisbury Dana | Bayliss (2000) |
| jacinta la bella | garnet | | Dana and Brush (1868) | kalktongranat | grossular | Max Hutchinson Hey | Bayliss (2000) |
| jacinth | garnet | | Manutchehr-Danai (2009) | kalophonit | andradite | | Egleston (1892) |
| jafsoanit | yafsoanite | Jeffrey de Fourestier | Bayliss (2000) | kameelstein | grossular | Max Hutchinson Hey | Bayliss (2000) |
| jellelite | andradite | | Egleston (1892) | kandy spinel | almandine | Peter G. Read | Bayliss (2000) |
| jellesite | andradite | | Egleston (1892) | kandyspinell | almandine | Johann Georg Haditsch , H. Maus | Bayliss (2000) |
| jellettite | andradite | James Apjohn | Dana and Brush (1868) | kaneelstein | garnet | Abraham Gottlob Werner | Allan (1814) |
| | | | | kanelstein | grossular | Abraham Gottlob Werner | Dana and Brush (1868) |
| | | | | kapgranat | pyrope | Johann Georg Haditsch , H. Maus | Bayliss (2000) |
| | | | | kaprubin | pyrope | Max Hutchinson Hey | Bayliss (2000) |
| | | | | karbokle | garnet | | Simpson (1989) |
| | | | | karboncle | garnet | | Simpson (1989) |
| | | | | karbun | garnet | | Akhmetov (1990) |

Nomenclature of the Garnet Supergroup

Appendix 2

| | | | | | | | |
|---------------------|---|---|---------------------------------|-------------------------------|------------------------------|---|----------------------------|
| karbuncle | garnet | | Simpson (1989) | lime-chromegarnet | uvarovite | James Dwight Dana | Dana and Brush (1868) |
| karbunkul | garnet | | Akhmetov (1990) | lime-iron garnet | andradite | Thomas Egleston | Egleston (1892) |
| karbunkulus | almandine or pyrope garnet | Jeffrey de Fourestier | Bayliss (2000) | lime-irongarnet | andradite | James Dwight Dana | Dana and Brush (1868) |
| karfamukolos | garnet | | Akhmetov (1990) | | | | |
| karfunckel | pyrope | Franz Ambrosius Reuss | Allan (1814) | lime-magnesia-iron garnet | andradite | Thomas Egleston | Egleston (1892) |
| karfunfel | pyrope | Madeleine Aballain | Bayliss (2000) | | | | |
| karfunkel | pyrope | | Dana and Brush (1868) | magnesia garnet | pyrope | | Egleston (1892) |
| | | | | magnesia-alumina garnet | pyrope | Thomas Egleston | Egleston (1892) |
| karfunkel-stein | pyrope | Johann Georg Haditsch , H. Maus | Bayliss (2000) | | | | |
| karmakaul | garnet | | Akhmetov (1990) | magnesia-aluminagarnet | pyrope | James Dwight Dana | Dana and Brush (1868) |
| khoharite | hypothetical component: Mg ₃ Fe ₂ Si ₃ O ₁₂ | Lewis Leigh Fermor | Clark (1993) | magnesia-blythite | pyrope -blythite | Lewis Leigh Fermor | Clark (1993) |
| kimseyite | kimzeyite | Madeleine Aballain | Bayliss (2000) | magnesia-gralmandite | grossular-almandine | Lewis Leigh Fermor | Clark (1993) |
| kirpuk | garnet | Afanasii Nikitin | Lemlein (1963), Akhmetov (1990) | magnesian calcium-iron garnet | andradite | Jeffrey de Fourestier | Bayliss (2000) |
| | | | | magnesian pharmacolite | berzeliite | James Dwight Dana | Dana and Brush (1868) |
| Kollen garnet | almandine | | Manutchehr-Danai (2009) | magnesiathongranat | pyrope | Edward Salisbury Dana | Bayliss (2000) |
| | | | | magnesiatorngarnat | pyrope | John Sinkankas | Bayliss (2000) |
| Kollin garnet | almandine | Peter G. Read | Bayliss (2000) | magnesio-blythite | pyrope -blythite | Lewis Leigh Fermor | Clark (1993) |
| kolophonit | andradite | Johann Georg Haditsch , H. Maus | Bayliss (2000) | magnesium-aluminum garnet | pyrope | Edward Salisbury Dana | Bayliss (2000) |
| kolofonit | andradite-grossular | Madeleine Aballain | Bayliss (2000) | | | | |
| kolophonit | garnet | Dietrich Ludwig Gustav Karsten | Chester (1896) | magnesium-berzeliit | berzeliite | Wolfgang Bubeck | Bayliss (2000) |
| Kolorado-rubin | pyrope | Johann Georg Haditsch , H. Maus | Bayliss (2000) | magnesiumtongranat | pyrope | Johann Georg Haditsch , H. Maus | Bayliss (2000) |
| kryolithionit | cryolithionite | Carl Adolf Ferdinand Hintze | Clark (1993) | malaia | pyrope-spessartine | Carol M. Stockton , D. Vincent Manson (personal communication from Campbell R. Bridges) | Stockton and Manson (1985) |
| kühnite | berzeliite | Henry James Brooke , William Hallows Miller | Dana and Brush (1868) | malaya | pyrope-spessartine | | Stockton and Manson (1985) |
| landerite | grossular | Manuel M. Villada | Clark (1993) | | | | |
| leucogarnet | grossular | | Egleston (1892) | Mali garnet | grossular-andradite | | Johnson et al. (1995) |
| leukogranat | grossular | | Egleston (1892) | | | | |
| lime-alumina garnet | grossular | Thomas Egleston | Egleston (1892) | mandarin garnet | spessartine | Thomas Lind , Hermann Bank , Ulrich Henn | Lind et al. (1993) |
| lime-aluminagarnet | grossular | James Dwight Dana | Dana and Brush (1868) | mangan-almandine | almandine-spessartine | John Palmgren | Clark (1993) |
| lime-chrome garnet | uvarovite | Thomas Egleston | Egleston (1892) | mangan-almandite | almandine- | Lewis Leigh Fermor | Clark (1993) |

Nomenclature of the Garnet Supergroup

Appendix 2

| | | | | | | | |
|---------------------------|--|---|-------------------------|-----------------------------|-------------------------|--|-------------------------|
| | spessartine | | | melanit | andradite | Abraham Gottlob Werner | Dana and Brush (1868) |
| mangan-berzeliit | manganberzeliite | Lars Johann Igelström | Igelström (1894) | | | | |
| manganberziliit | manganberzeliite | Karl Franz Johann Chudoba | Bayliss (2000) | melanite | andradite | Robert Jameson | Allan (1814) |
| manganese alumina garnet | spessartine | Thomas Egleston | Egleston (1892) | (Mg,Ca) garnet | pyrope-grossular | Robert C. Newton , Bernard J. Wood | Bayliss (2000) |
| manganese berzeliite | manganberzeliite | Jun Ito | Bayliss (2000) | Mg-berzeliit | berzeliite | Sture Landergren | Landergren (1930) |
| manganese berzelite | manganberzeliite | Jun Ito | Bayliss (2000) | Mn-berzeliit | manganberzeliite | Sture Landergren | Landergren (1930) |
| manganèse granatiforme | spessartine | André-Jean-François-Marie Brochant de Villiers | Allan (1814) | Mn-garnet | spessartine | Martin P. Whitworth , Martin Feely | Bayliss (2000) |
| manganese-aluminagarnet | spessartine | James Dwight Dana | Dana and Brush (1868) | Mn-grossular | grossular | Gary A. Novak , Gerald V. Gibbs | Bayliss (2000) |
| manganese-aluminum garnet | spessartine | Edward Salisbury Dana | Bayliss (2000) | Mont Blanc ruby | garnet | | Manutchehr-Danai (2009) |
| manganese-garnet | spessartine | Mervyn H. Maskelyne | Clark (1993) | Montana rubin | garnet | Johann Georg Haditsch , H. Maus | Bayliss (2000) |
| manganese-gralmandite | grossular-almandine | Lewis Leigh Fermor | Clark (1993) | Montana ruby mother-of-ruby | garnet | Peter G. Read | Bayliss (2000) |
| manganesian garnet | spessartine | Henry Seybert | Dana and Brush (1868) | mountain ruby | garnet | Peter G. Read | Bayliss (2000) |
| mangangralmandit | grossular-almandine-spessartine | Karl Franz Johann Chudoba | Clark (1993) | mursinskite | andradite | Nikolai Ivanovich von Koksharov | Bayliss (2000) |
| mangangranat | spessartine | | Dana and Brush (1868) | natronberzeliite | berzeliite | Helge Mattias Bäckström | Clark (1993) |
| mangan-grandite | grossular-andradite-almandine-spessartine | Lewis Leigh Fermor | Clark (1993) | noble garnet | almandine | | Egleston (1892) |
| manganthongranat | spessartine | Edward Salisbury Dana | Bayliss (2000) | nophak | garnet | | Manutchehr-Danai (2009) |
| mangantongranat | spessartine | Max Hutchinson Hey | Bayliss (2000) | nophech | garnet | | Manutchehr-Danai (2009) |
| Manila garnet | pyrope-spessartine | | Manutchehr-Danai (2009) | nophek | almandine | | Kunz (1913) |
| mazenbi | pyrope | Ahmad ibn Yusuf Al Tifaschi | Huda (1998) | olivene | andradite | | Manutchehr-Danai (2009) |
| mazendj | almandine | Ahmad ibn Yusuf Al Tifaschi | Huda (1998) | olivine garnet | andradite | Johann Gotthelf Fischer von Waldheim | Egleston (1892) |
| mazinadj | garnet | Mukhammed ibn Mansur | Lemmlein (1963) | olytholite | grossular | Johann Gotthelf Fischer von Waldheim | Allan (1814) |
| medshorit | majorite or khoharite | Karl Franz Johann Chudoba | Bayliss (2000) | olytholith | grossular | Johann Gotthelf Fischer von Waldheim | Allan (1814) |
| | | | | olytholyth | grossular | Edward John Chapman | Chapman (1843) |

Nomenclature of the Garnet Supergroup

Appendix 2

| | | | | | | | |
|---------------------------------|--------------------|--|-------------------------|------------------|--|---|-------------------------|
| oolongolite | synthetic compound | Dominique Robert | Manutchehr-Danai (2009) | polyadephte | andradite | Thomas Thomson | Dana and Brush (1868) |
| Oregon jade | grossular | | Manutchehr-Danai (2009) | precious garnet | garnet | Robert Jameson | Allan (1814) |
| oriental garnet | almandine | | Dana and Brush (1868) | pseudoberzeliite | berzeliite | Valdemar Lindgren | Clark (1993) |
| oriental garnet of the lapidary | pyrope | | Allan (1814) | pyralmandin | pyrope-almandine | Max Hutchinson Hey | Bayliss (2000) |
| orientalischer granat | almandine | Martin Heinrich Klaproth | Dana and Brush (1868) | pyralmandite | pyrope-almandine | Lewis Leigh Fermor | Clark (1993) |
| orletz | pyrope | Peter G. Read | Bayliss (2000) | pyralspite | pyrope-almandine-spessartine | Alexander Newton Winchell | Clark (1993) |
| ouvarovite | uvarovite | | Dana and Brush (1868) | pyramandite | pyrope-almandine | Basil William Anderson | Clark (1993) |
| ouwarowite | uvarovite | Germain Henri Hess | Dana (1837) | pyramidal garnet | vesuvianite | | Manutchehr-Danai (2009) |
| owarowite | uvarovite | Max Hutchinson Hey | Bayliss (2000) | pyrandine | pyrope-almandine | Basil William Anderson | Clark (1993) |
| partschin | spessartine | William Haidinger | Chester (1896) | pyrenäit | andradite | Abraham Gottlob Werner | Allan (1814) |
| partschinite | spessartine | William Haidinger | Larsen (1917) | pyrenaite | andradite | Thomas Thomson | Clark (1993) |
| pearl garnet | andradite | | Manutchehr-Danai (2009) | pyreneit | andradite | Abraham Gottlob Werner | Dana and Brush (1868) |
| pech granat | andradite | Dietrich Ludwig Gustav Karsten | Allan (1814) | pyreneite | andradite | Abraham Gottlob Werner | Chester (1896) |
| piedra de grosella | grossular | | Manutchehr-Danai (2009) | pyroop | pyrope | Sande H. Zirlin | Bayliss (2000) |
| piedra miel | andradite | | Manutchehr-Danai (2009) | pyrop | pyrope | Abraham Gottlob Werner | Dana and Brush (1868) |
| piroop | pyrope | E.K. Macintosh | Bayliss (2000) | pyropi | pyrope (plural) | | Simpson (1989) |
| pirop | pyrope | | Egleston (1892) | pyropo | pyrope | | Simpson (1989) |
| pirope | pyrope | | Simpson (1989) | pyropus | pyrope | | Simpson (1989) |
| piropo | pyrope | Centro Informazione e Servizi Gemmologici (CISGEM) | Bayliss (2000) | pyrrharsenite | manganberzeliite | Edward Salisbury Dana | Clark (1993) |
| piropus | pyrope | | Simpson (1989) | pyrrhoarsenite | manganberzeliite | Lars Johann Igelström | Chester (1896) |
| pitch garnet | andradite | | Manutchehr-Danai (2009) | pytenäit | andradite | Karl Franz Johann Chudoba | Bayliss (2000) |
| plazolite | grossular | William Frederick Foshag | Clark (1993) | ransätit | spessartine with quartz, hematite, pyroxene | Lars Johann Igelström | Bayliss (2000) |
| polyadelphine | andradite | Thomas Thomson | Chester (1896) | ransatite | spessartine with quartz, hematite, pyroxene | Madeleine Aballain | Bayliss (2000) |
| polyadelphite | andradite | Thomas Thomson | Egleston (1892) | rathoffit | andradite | Albert Huntington Chester | Bayliss (2000) |
| | | | | rhodolite | pyrope | William Earl Hidden , Joseph Hyde Pratt | Clark (1993) |
| | | | | rhodomacon | pyrope | Ian C.C. Campbell | Clark (1993) |
| | | | | rhotofita | andradite | Jeffrey de Foerstier | Bayliss (2000) |
| | | | | rock-ruby | garnet | | Chester (1896) |

Nomenclature of the Garnet Supergroup

Appendix 2

| | | | | | | | |
|--------------------------------|-----------------------------------|---|-------------------------|------------------------|---|--|-------------------------|
| Rocky Mountain ruby | pyrope | Robert Webster , Basil William Anderson | Bayliss (2000) | schorlemmite | schorlomite | Dorothy Lavelle Bailey , Kenneth Claude Bailey | Clark (1993) |
| rodolite | pyrope | Centro Informazione e Servizi Gemmologici (CISGEM) | Bayliss (2000) | Siberian chrisolite | andradite | Peter G. Read | Bayliss (2000) |
| rodomakon | pyrope | Karl Franz Johann Chudoba | Bayliss (2000) | Siberian chrysolite | andradite | | Manutchehr-Danai (2009) |
| romanzovit | grossular | Nils Adolf Erik Nordenskiöld | Dana and Brush (1868) | Siberian garnet | almandine | | Manutchehr-Danai (2009) |
| romanzovite | garnet | Nils Adolf Erik Nordenskiöld | Dana (1837) | Siberian olivine | andradite | | Manutchehr-Danai (2009) |
| romazowit | grossular | | Egleston (1892) | Sibirischer chrysolith | andradite | Johann Georg Haditsch , H. Maus | Bayliss (2000) |
| rose garnet | almandine | | Egleston (1892) | Sibirischer granat | almandine | Johann Georg Haditsch , H. Maus | Bayliss (2000) |
| rose garnet | grossular or pyrope | George Letchworth English | Bayliss (2000) | Sibirischer olivin | andradite | Johann Georg Haditsch , H. Maus | Bayliss (2000) |
| rose garnet | pyrope | William Earl Hidden , Joseph Hyde Pratt | Clark (1993) | silicamanganberzeliite | berzeliite | Michael Fleischer | Bayliss (2000) |
| roselite (<i>of Webster</i>) | grossular | Robert Webster | Clark (1993) | silicomanganberzeliite | berzeliite | M.M. Kaupova | Clark (1993) |
| rosolite | grossular | George Frederick Kunz | Clark (1993) | Singhalese garnet | almandine (pyrope?) | | Manutchehr-Danai (2009) |
| rothoffit | andradite | Jöns Jacob Berzelius | Egleston (1892) | Sirianischer granat | almandine | Martin Heinrich Klaproth | Dana and Brush (1868) |
| rothoffite | andradite | Jöns Jacob Berzelius | Dana and Brush (1868) | skiaigite | hypothetical component: Fe ₃ Fe ₂ Si ₃ O ₁₂ | Lewis Leigh Fermor | Clark (1993) |
| rubinco di rocca | garnet | | Egleston (1892) | smeraldo degli Urali | andradite | | Manutchehr-Danai (2009) |
| rubino-di-rocca | garnet | | Dana and Brush (1868) | Sn-andradite | andradite | I.R. Mulholland | Bayliss (2000) |
| rumanzowit | grossular | Stepan Semyonovich Kutorga | Clark (1993) | soda berzeliite | manganberzeliite | Sten Anders Hjalmar Sjögren | Sjögren (1894) |
| rumjanzowit | grossular | Stepan Semyonovich Kutorga | Clark (1993) | South African jade | grossular | Arthur Lewis Hall | Clark (1993) |
| Russian chrysolite | andradite | | Manutchehr-Danai (2009) | South African ruby | pyrope | | Manutchehr-Danai (2009) |
| scandium-andradite | eringaite | Jun Ito and Clifford Fron del | Bayliss (2000) | spalmandite | spessartine-almandine | Lewis Leigh Fermor | Clark (1993) |
| Sc-garnet | eringaite | Jun Ito | Bayliss (2000) | spandite | spessartine-andradite | Lewis Leigh Fermor | Clark (1993) |
| schlackiger granat | andradite | Dietrich Ludwig Gustav Karsten | Allan (1814) | spessartite | spessartine | François Sulpice Beudant | Chester (1896) |
| schorlamite | schorlomite | Karl Friedrich August Rammelsberg | Rammelsberg (1850) | splintery garnet | andradite | | Egleston (1892) |
| schorlemite | schorlomite | | Manutchehr-Danai (2009) | splittriger granat | andradite | Dietrich Ludwig Gustav Karsten | Allan (1814) |
| | | | | stachelbeerstein | grossular | Rudolf Koechlin | Clark (1993) |

Nomenclature of the Garnet Supergroup

Appendix 2

| | | | | | | | |
|-------------------------------------|------------------------------|--|--------------------------|--------------------|--------------------------------------|---|----------------------------|
| star garnet | almandine | Max Hutchinson Hey | Bayliss (2000) | topazolite | andradite | Costanzo Benedetto Bonvicino (Bonvoisin) | Dana and Brush (1868) |
| succingranat | grossular | Johann Georg Haditsch , H. Maus | Bayliss (2000) | topazolite | andradite | Costanzo Benedetto Bonvicino (Bonvoisin) | Egleston (1892) |
| succinite (of <i>Bonvoisin</i>) | garnet | Costanzo Benedetto Bonvicino (Bonvoisin) | Allan (1814) | Transvaal garnet | grossular | | Manutchehr-Danai (2009) |
| succnite | grossular | Costanzo Benedetto Bonvicino (Bonvoisin) | Clark (1993) | Transvaal jade | grossular | Reinhard Anton Brauns | Clark (1993) |
| Südafrikanische jade | grossular | Johann Georg Haditsch , H. Maus | Bayliss (2000) | Transvaalnephrit | grossular | Johann Georg Haditsch , H. Maus | Bayliss (2000) |
| Suriam garnet | almandine | Robert Webster , Basil William Anderson | Bayliss (2000) | Transvaalsejade | grossular | E.K. Macintosh | Bayliss (2000) |
| Syriam garnet | almandine | Robert Webster , Basil William Anderson | Bayliss (2000) | trautwinite | uvarovite | Edward Goldsmith | Goldsmith (1873) |
| Syrian garnet | garnet | | Egleston (1892) | trautwinite | uvarovite | Edward Goldsmith | Chester (1896) |
| Syrian garnet of the lapidary | garnet | | Allan (1814) | tsavolite | grossular | Hermann Bank | Clark (1993) |
| talkgranat | andradite | Johann Georg Haditsch , H. Maus | Bayliss (2000) | tsavolith | grossular | Hermann Bank | Bayliss (2000) |
| Tanga garnet | pyrope-almandine | | Seifert and Hyrsl (1999) | tsavorite | grossular | Campbell R. Bridges and Henry B. Platt | Stockton and Manson (1985) |
| Tanganyika rubies | garnet | | Manutchehr-Danai (2009) | ugrandite | uvarovite-grossular-andradite | Alexander Newton Winchell | Clark (1993) |
| tellemarkite | grossular | Julius Albin Weisbach | Clark (1993) | umbalite | pyrope-spessartine | Edward Joseph Gübelin (?) | Shigley et al. (1990) |
| Ti-andradite | andradite-schorlomite | William Alexander Deer , Robert Andrew Howie , Jack Zussman | Bayliss (2000) | Ural chrysolite | andradite | Robert Webster , Basil William Anderson | Bayliss (2000) |
| Ti-garnet | schorlomite | Glenn A. Waychunas | Bayliss (2000) | Ural emerald | andradite | Robert Webster , Basil William Anderson | Bayliss (2000) |
| titangarnet | garnet | Wilhelm Kunitz | Clark (1993) | Uralian emerald | andradite | Edward Salisbury Dana | Bayliss (2000) |
| titangranat | andradite | Karl Friedrich August Rammelsberg | Bayliss (2000) | Uralian olivine | andradite | | Manutchehr-Danai (2009) |
| titanmelanite | andradite-schorlomite | Adolf Knop | Clark (1993) | Uralischer smaragd | andradite | Johann Georg Haditsch , H. Maus | Bayliss (2000) |
| titanomelanite | andradite-schorlomite | Franz Pertlik | Pertlik (2003) | Uralolivin | andradite | Johann Georg Haditsch , H. Maus | Bayliss (2000) |
| titano-melanite | andradite-schorlomite | William T. Pecora | Pecora (1942) | uvarowit | uvarovite | Germain Henri Hess | Chester (1896) |
| tonkalkgranat | grossular | John Sinkankas | Bayliss (2000) | uwarowit | uvarovite | Germain Henri Hess | Dana and Brush (1868) |
| tonmangangranat | spessartine | John Sinkankas | Bayliss (2000) | uwarowite | uvarovite | Gustav Adolf Kenngott | Egleston (1892) |
| tontalkgranat | pyrope | Johann Georg Haditsch , H. Maus | Bayliss (2000) | vanadium-garnet | grossular | S.T. Badalov | Clark (1993) |
| | | | | vanadiumgranat | grossular | S.T. Badalov | Clark (1993) |
| | | | | venisa | garnet | | Akhmetov (1990) |

| | | | |
|--------------------------------|--|---|-------------------------|
| vermeil | garnet | Peter G. Read | Bayliss (2000) |
| vermeille | garnet | | Dana and Brush (1868) |
| vermeillegranat | pyrope or almandine | Johann Georg Haditsch , H. Maus | Bayliss (2000) |
| V-grossularite | grossular | Kurt Nassau | Bayliss (2000) |
| viluit | grossular | Vasilij Mikhailovich Severgin | Dana and Brush (1868) |
| viluite | grossular | Edward Salisbury Dana | Clark (1993) |
| vinisa | garnet | | Hellie (1999) |
| vogesit | pyrope | Julius Albin Weisbach | Bayliss (2000) |
| vogesite | pyrope | Julius Albin Weisbach | Clark (1993) |
| white garnet | garnet | | Egleston (1892) |
| white jade | grossular | | Manutchehr-Danai (2009) |
| wilouite | grossular | | Chester (1896) |
| wilouithe | grossular | Vasilij Mikhailovich Severgin | Clark (1993) |
| wiluit | grossular | Vasilij Mikhailovich Severgin | Dana and Brush (1868) |
| wiluite (<i>of Severgin</i>) | grossular | Vasilij Mikhailovich Severgin | Egleston (1892) |
| xalostocite | grossular | | Clark (1993) |
| xantholite | andradite | Thomas Nuttall | Clark (1993) |
| yamatoite | momoiite | Toyofumi Yoshimura , Hitoshi Momoi | Clark (1993) |
| yttriogranate | andradite | Jeffrey de Fourestier | Bayliss (2000) |
| ytter-garnet | andradite | Carl Wilhelm Bergemann | Chester (1896) |
| yttergranat | andradite | Carl Wilhelm Bergemann | Dana and Brush (1868) |
| yttria garnet | andradite | | Egleston (1892) |
| yttriferous lime-iron garnet | andradite | James Dwight Dana | Dana and Brush (1868) |
| yttriogarnet | andradite | Leonard James Spencer | Bayliss (2000) |
| yttrium-garnet | andradite | Max Hutchinson Hey | Bayliss (2000) |
| yttrium-granat | andradite | Hugo Strunz | Bayliss (2000) |
| yttrogarnet | synthetic compound: Y ₃ Al ₂ Al ₃ O ₁₂ | Hatten Schuyler Yoder , Jr., Mackenzie Lawrence Keith | Yoder and Keith (1951) |
| zimtstein | grossular | Johann Georg Haditsch , H. | Bayliss (2000) |

| | | | |
|----------------|--------------------|---|----------------|
| Zr-schorlomite | schorlomite | Maus Rosalba Munno , Giuseppe Rossi , Carla Tadini | Bayliss (2000) |
|----------------|--------------------|---|----------------|

*Achtaragdit and its variant spellings (achtaragdite, achtarandit, actarandite, achtaryndit) indicate a pseudomorph (Koksharov 1866) in which garnets of the grossular-katoite series are major constituents (e.g., Clark et al. 1993; Galuskin et al. 1995; Galuskina et al. 1998).

The mineralogical nomenclature proposed by Povarennykh (1972) has been ignored in the present compilation, as have any "aluminia" and "aluminium" variants given by Bayliss (2000).

REFERENCES FOR APPENDIX 2

Akhmetov, S.F. (1990) Facets of Garnet (Grani Granata), 108 p, N.V. Belov, Ed. Seria: Nauka i tekhnicheskii progress, Nauka, Moscow (in Russian).

Allan, T. (1814) Mineralogical Nomenclature. Archibald Constable and Company, Edinburgh; Longman, Hurst, Rees, Orme, and Brown, London.

Bayliss, P. (2000) Glossary of Obsolete Mineral Names. Mineralogical Record Inc., Tucson.

Brongniart, A. (1807) Traité Élémentaire de Minéralogie. Crapelet, Paris (in French).

Caley, E.A. and Richards, J.F.C. (1956) Theophrastus on Stones. Introduction, Greek Text, English Translation, and Commentary. The Ohio State University, Columbus.

Chapman, E.J. (1843) Practical Mineralogy. Hippolyte Bailliere, London.

Chester, A.H. (1896) A Dictionary of the Names of Minerals. John Wiley and Sons, New York.

- Clark, A.M. (1993) *Hey's Mineral Index. Mineral Species, Varieties and Synonyms*, Third edition. Chapman and Hall, London.
- Dana, J.D. (1837) *A System of Mineralogy*. Durrie and Peck and Herrick and Noyes, New Haven.
- Dana, J.D. and Brush, G.J. (1868) *A System of Mineralogy*. Fifth edition. John Wiley and Sons, New York.
- Egleston, T. (1892) *A Catalogue of Minerals and Synonyms*. Third edition. John Wiley and Sons.
- Fleischer, M. (1959) New mineral names. *American Mineralogist*, 44, 906-910.
- Galuskin, E.V., Galuskina, I.O., and Winiarski, A. (1995) Epitaxy of achtarandite on grossular; the key to the problem of achtarandite. *Neues Jahrbuch für Mineralogie, Monatshefte*, 1995, 306-320.
- Galuskina, I.O., Galuskin, E.V., and Sitarz, M. (1998) Atoll hydrogarnets mechanism of the formation of achtarandite pseudomorphs. *Neues Jahrbuch für Mineralogie, Monatshefte*, 1998, 49-62.
- Goldsmith, E. (1873) Trautwineite, a new mineral. The composition of trautwinit. Analysis of chromite from Monterey County, California. *Proceedings of the Academy of Natural Sciences of Philadelphia*, 25, p. 9-10, 348-349 and 365-366.
- Hellie, R. (1999) *The Economy and Material Culture of Russia 1600-1725*. University of Chicago Press, Chicago.
- Hertz, B. (1839) *A Catalogue of the Collection of Pearls and Precious Stones formed by Henry Philip Hope, Esq.* William Clowes and Sons, London.
- Huda, S.N.F. (1998) *Arab Roots of Gemology: Ahmad ibn Yusuf Al Tifaschi's Best Thoughts on the Best of Stones*. Scarecrow Press, London.
- Igelström, L.J. (1894) *Mineralogische Notizen*. 1. Lindesit. 2. Pyrrhoarsenit. *Zeitschrift für Kristallographie, Mineralogie und Petrographie*, 23, 590-593 (in German).
- Jambor, J.J., Pertsev, N.N., and Roberts, A.C. (1997) New mineral names. *American Mineralogist*, 82, 1038-1041.
- Jameson, R. (1816) *A System of Mineralogy*. Second edition. Archibald Constable and Company, Edinburgh; Longman, Hurst, Rees, Orme, and Brown, London.
- Johnson, M.L., Boehm, E., Krupp, H., Zang, J.W., and Kammerling, R.C. (1995) Gem-quality grossular-andradite garnet from Mali. *Gems and Gemology*, 31, 152-166.
- Koksharov, N.I. (1866) *Materialien zur Mineralogie Russlands*, Volume 5. St. Petersburg, Alexander Jacobson (in German).
- Kunz, G.F. (1913) *The Curious Lore of Precious Stones*, p. 407. J.B. Lippincott Company, Philadelphia.
- Landergren, S. (1930) Studier över berzeliitgruppens mineral. *Geologiska Föreningens i Stockholm Förhandlingar*, 52, 123-133 (in Swedish).
- Larsen, E.S. (1917) Is partschinite a distinct species? *American Mineralogist*, 2, 20.
- Laverne, C., Grauby, O., Alt, J.C., and Bohn, M. (2006) Hydroschorlomite in altered basalts from Hole 1256D, ODP Leg 206: The transition from low-temperature to hydrothermal alteration. *Geochemistry Geophysics Geosystems*, 7, Q10003, doi:10.1029/2005GC001180.
- Lemmlein, G.G. (1963) Explanatory notes. In Biruni, Abu-r-Raikhan al, *Collected Information for Getting to Know Precious Stones (Mineralogy)*. Translated from Arabic to Russian by A.M. Belenitskiy. USSR Academy of Sciences, Moscow, p. 437-439 (in Russian).
- Lind, Th., Bank, H., and Henn, U. (1993) Spessartine aus Namibia. *Neues Jahrbuch für Mineralogie, Monatshefte*, 1993, 569-576 (in German).
- Manutchehr-Danai, M. (2009) *Dictionary of Gems and Gemology*, 3rd ed. Springer-Verlag, Berlin.
- Moore, N.F. (1859) *Ancient Mineralogy*. Harper & Brothers, New York, 250 p.; reprint of the 1834 edition, *History of Geology Series 1*.
- Parrot, J.-F. and Guernet, C. (1972) Le cortège ophiolitique de l'Eubée moyenne (Grèce): étude pétrographique des formations volcaniques et des roches métamorphiques associées dans les Monts Kandilis aux radiolarites. *Cahiers - ORSTOM, Série Géologie*, 4, 153-161 (in French).

- Pecora, W.T. (1942) Nepheline syenite pegmatites, Rocky Boy Stock, Bearpaw Mountains, Montana. *American Mineralogist*, 27, 397-424.
- Pertlik, F. (2003) Bibliography of hibschite, a hydrogarnet of grossular type. *GeoLines*, 15, 113-119.
- Povarennykh, A.S. (1972) *Crystal Chemical Classification of Minerals*. Translated by J.E.S. Bradley. Plenum Press, New York and London. 2 volumes.
- Rammelsberg, K.F.A. (1850) V. Mineralogical Notices. Schorlamite $2(3RO + 2SiO^3) + 3(2RO + TiO^2)$. *Philosophical Magazine and Journal of Science*, 36, 21.
- Rickwood, P.C. (1968) On recasting analyses of garnet into end-member molecules. *Contributions to Mineralogy and Petrology*, 18, 175–198.
- Seifert, A.V. and Hyrsl, J. (1999) Sapphire and garnet from Kalalani, Tanga Province, Tanzania. *Gems and Gemology*, 35, 108-120.
- Seifert, A.V. and Vrána, S. (2005) Bohemian garnet. *Bulletin of Geosciences*, 80, 113-124.
- Shigley, J.E., Dirlam, D.M., Schmetzer, K., and Jobbins, E.A. (1990) Gem localities of the 1980s. *Gems & Gemology*, 26, 4-31.
- Simpson, J.A., Ed. (1989) *The Oxford English Dictionary*. Oxford University Press, Oxford.
- Sjögren, S.A.H. (1894) Contributions to Swedish mineralogy - 17. On soda berzeliite from Långban. *Bulletin of the Geological Institution of the University of Uppsala*, 2, 92-95.
- Stockton, C.M. and Manson, D.V. (1985) A proposed new classification for gem-quality garnets. *Gems and Gemology*, 21, 205-218.
- Valldor, M., Uthe, A., and Rückamp, R. (2011) Antiferromagnetic ground state of quantum spins in the synthetic imanite, $Ca_3Ti_2Si_3O_{12}$: the lost child of the garnet family. *Inorganic Chemistry*, 50, 10107-10112.
- Yoder, H.S. and Keith, M.L. (1951) Complete substitution of aluminum for silicon: the system $3MnO \cdot Al_2O_3 \cdot 3SiO_2 - 3Y_2O_3 \cdot 5Al_2O_3$. *American Mineralogist*, 36, 519-533.

Appendix 3. Six worked examples to illustrate the procedure to identify a garnet

OUTLINE OF RECOMMENDED PROCEDURE

Step 1. Calculate a formula on the basis of 12 anions and 8 cations (e.g., Appendix Table 1).

Step 2. Allocate cations (see section **Site allocation of cations**, e.g., Appendix Table 2).

Step 3. Identify dominant valences at each site, and dominant cation for each valence, being mindful of valency-imposed double site-occupancy (e.g., Appendix Table 3). This will identify the garnet by group and species.

Step 4. Write an empirical formula, ordering the cations first by valence and then by abundance.

Step 5. Calculate the maximum proportions of generalized components using the spreadsheet in Appendix 4 (e.g., Appendix Table 4).

Step 6. It may be necessary to factor in the results from step 4 before finalizing species identification (see notes).

Step 7. In some cases the maximum proportions of generalized components total 100% (examples 2, 6), in which case the components are all independent variables and can be used for plotting in Figures 6-9, 11. In most cases, the maximum proportions will total above 100%, and a subset of independent generalized components must be selected and recalculated to 100% for plotting, which is done for the other four examples.

Note: Discrepancies in the last decimal place are the result of rounding of tabulated values.

EXAMPLE 1. URANIAN DZHULUITE FROM THE NORTHERN CAUCASUS (GALUSKINA AND GALUSKIN, UNPUBLISHED DATA)

Appendix Table 1. Electron microprobe analysis with calculated $\text{Fe}^{2+}/\text{Fe}^{3+}$ ratio

| O | wt. % | | apfu per 12 |
|--------------------------------|--------|------------------|-------------|
| UO ₃ | 11.15 | U ⁶⁺ | 0.282 |
| Nb ₂ O ₅ | 0.87 | Nb ⁵⁺ | 0.047 |
| Sb ₂ O ₅ | 14.79 | Sb ⁵⁺ | 0.661 |
| SiO ₂ | 0.15 | Si | 0.018 |
| TiO ₂ | 1.32 | Ti | 0.120 |
| ZrO ₂ | 3.48 | Zr | 0.204 |
| SnO ₂ | 16.20 | Sn | 0.777 |
| Al ₂ O ₃ | 4.26 | Al | 0.604 |
| Sc ₂ O ₃ | 0.13 | Sc | 0.014 |
| Fe ₂ O ₃ | 20.96 | Fe ³⁺ | 1.897 |
| MgO | 0.03 | Mg | 0.005 |
| CaO | 22.79 | Ca | 2.936 |
| FeO | 4.35 | Fe ²⁺ | 0.437 |
| Sum | 100.48 | | 8.000 |

Appendix Table 2. Site Allocation

| Z | | |
|------------------|-------|-------|
| Fe ²⁺ | 0.437 | 0.379 |
| Al ³⁺ | 0.604 | 0.604 |
| Fe ³⁺ | 1.897 | 1.897 |
| Si ⁴⁺ | 0.018 | 0.018 |
| Ti ⁴⁺ | 0.044 | 0.103 |
| Sum | 3.000 | 3.000 |
| charge | 8.625 | 8.793 |
| Y | | |
| Sc ³⁺ | 0.014 | 0.014 |
| Ti ⁴⁺ | 0.075 | 0.016 |
| Sn ⁴⁺ | 0.777 | 0.777 |
| Zr ⁴⁺ | 0.204 | 0.204 |
| Nb ⁵⁺ | 0.047 | 0.047 |
| Sb ⁵⁺ | 0.661 | 0.661 |
| U ⁶⁺ | 0.282 | 0.282 |
| Sum | 2.060 | 2.000 |
| X | | |
| Ca | 2.936 | 2.936 |
| Mg | 0.005 | 0.005 |
| Fe ²⁺ | 0.000 | 0.059 |
| Sum | 2.941 | 3.000 |

1. Si, Al, Fe³⁺, Fe²⁺ and sufficient Ti to fill Z
2. Sc, remaining Ti, Sn, Nb, Sb and U to Y.
3. Ca and Mg to X

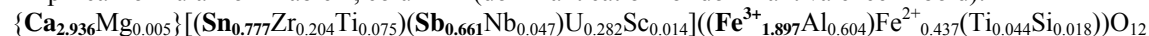
Column 1 gives allocation from Appendix 4. Because of the assignment of Fe²⁺ to the Z site in advance of Ti, calculated Y site occupancy exceeds 2 apfu, and X site occupancy is less than 3 apfu. Column 2 allocation with distribution of Fe²⁺ to achieve stoichiometry.

Appendix Table 3. Dominant valences, constituents and percent of homovalent cations (from column 1 of Table 1)

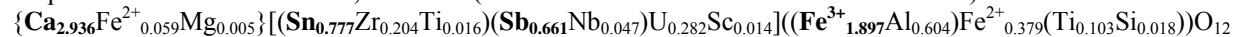
| Site | Valence | Constituent | % | Identification |
|------|---------|-------------|------|------------------|
| Z | +3 | Fe | 76 | Bitikleite group |
| Y | +5 | Sb | 93 | Dzhuluite |
| Y | +4 | Sn | 74 | Dzhuluite |
| X | +2 | Ca | 99.8 | Dzhuluite |

Note: Y is constrained to have two occupants because of valency-imposed double site-occupancy.

Empirical formula from Table 2, column 1 (dominant cation for dominant valence in bold):



Empirical formula from Table 2, column 2 (dominant cation for dominant valence in bold):



Appendix Table 4. Proportions of generalized components

| Component | Maximum Proportion* | Proportion as independent variable [#] | Group or formula type |
|--|---------------------|---|----------------------------|
| $\{R_{3}^{2+}\}[R_{2}^{6+}](R_{3}^{2+})O_{12}$ | 14.08% | 12.62% | yafsoanite-type |
| $\{R_{3}^{2+}\}[R_{1.5}^{4+}R_{0.5}^{6+}](R_{3}^{3+})O_{12}$ | 56.32% | 5.85% | Bitikleite: elbrusite-type |
| $\{R_{3}^{2+}\}[R^{5+}R^{4+}](R_{3}^{3+})O_{12}$ | 70.78% | 70.78% | Bitikleite: dzhuluite-type |
| $\{R_{3}^{2+}\}[R_{2}^{4+}](R^{4+}R_{2}^{3+})O_{12}$ | 6.24% | 10.07% | Schorlomite |
| $\{R_{3}^{2+}\}[R_{2}^{3+}](R^{4+})O_{12}$ | 0.68% | 0.68% | Garnet: eringaite-type |
| Total | 141.11% | 100.00% | |

Note: *From column 1. [#]From column 2. The five generalized components are independent variables, but proportions as independent variables can only be calculated from a formula for ideal stoichiometry.

Comment: Uranium is split between two components (bitikleite and yafsoanite-type), both of which are subordinate, and thus Table 4 (either column 2 or column 3) and the empirical formulae give the same identification, dzhuluite, which has the generalized formula, $\{R_{3}^{2+}\}[R^{5+}R^{4+}](R_{3}^{3+})O_{12}$.

EXAMPLE 2. GARNET MCO₄, HIGH TI, SCHORLOMITE FROM MAGNET COVE, ARKANSAS (CHAKHMOURADIAN AND MCCAMMON 2005)

Appendix Table 5. Electron microprobe analysis with calculated Fe²⁺/Fe³⁺ ratio

| | Wt% | | apfu per 12 O |
|--------------------------------|-------|------------------|---------------|
| SiO ₂ | 26.16 | Si | 2.250 |
| TiO ₂ | 16.52 | Ti | 1.069 |
| ZrO ₂ | 1.31 | Zr | 0.055 |
| Al ₂ O ₃ | 1.60 | Al | 0.162 |
| Fe ₂ O ₃ | 17.07 | Fe ³⁺ | 1.105 |
| FeO | 3.44 | Fe ²⁺ | 0.247 |
| MnO | 0.48 | Mn | 0.035 |
| MgO | 1.21 | Mg | 0.155 |
| CaO | 31.54 | Ca | 2.907 |
| Na ₂ O | 0.09 | Na | 0.015 |
| Sum | 99.42 | Sum | 8.000 |

Appendix Table 6. Site Allocation

| Z | |
|------------------|--------|
| Si | 2.250 |
| Al | 0.162 |
| Fe ³⁺ | 0.588 |
| Sum | 3.000 |
| Charge | 11.250 |
| Y | |
| Ti | 1.069 |
| Zr | 0.055 |
| Fe ³⁺ | 0.517 |
| Mg | 0.155 |
| Fe ²⁺ | 0.204 |
| Sum | 2.000 |
| X | |
| Fe ²⁺ | 0.043 |
| Ca | 2.907 |
| Mn | 0.035 |
| Na | 0.015 |
| Sum | 3.000 |

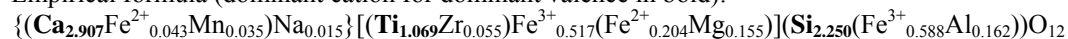
1. Si to Z
2. Al to Z
3. Fe³⁺ to Z to bring total to 3 apfu, then Y
4. Ca and Na to X
5. Ti⁴⁺, remaining Fe³⁺, and Zr to Y.
6. Mg: First to Y
7. Fe²⁺ First to Y to bring total to 2 apfu, then to X
8. Mn²⁺ to X, which brings total X to 3 apfu

Appendix Table 7. Dominant valences, constituents and percent of homovalent cations

| Site | Valence | Constituent | % | Identification |
|------|---------|-------------|-----|----------------|
| Z | +4 | Si | 100 | Garnet group* |
| Y | +4 | Ti | 95 | Schorlomite |
| X | +2 | Ca | 97 | Schorlomite |

Note: *Cf. Appendix Table 8, which gives schorlomite group

Empirical formula (dominant cation for dominant valence in bold):



Appendix Table 8. Maximum proportions of generalized components

| Component | Proportion | Group and type |
|--|------------|--|
| $\{R^{2+}_3\}[R^{4+}_2](R^{4+}R^{3+}_2)O_{12}$ | 37.5% | Schorlomite |
| $\{R^{2+}_3\}[R^{3+}_2](R^{4+}_3)O_{12}$ | 25.9% | Garnet: andradite-type |
| $\{R^{2+}_3\}[R^{4+}R^{2+}](R^{4+}_3)O_{12}$ | 35.9% | Garnet: morimotoite-type |
| $\{R^+_2R^{2+}\}[R^{4+}_2](R^{4+}_3)O_{12}$ | 0.8% | Garnet: $\{Na_2Ca\}[Ti_2](Si_3)O_{12}$ -type |
| Total | 100.00% | |

Note: The four generalized components are independent variables.

Comment: The empirical formula gives R^{4+} the dominant valence at Z and Y, but the identification is clear only from Table 8, which gives, $\{R^{2+}_3\}[R^{4+}_2](R^{4+}R^{3+}_2)O_{12}$, schorlomite, as the dominant component. The contradiction results from garnet-group components together being dominant, whereas schorlomite is more abundant than any one of the garnet components.

EXAMPLE 3. HOLOTYPE MENZERITE, PARRY SOUND, ONTARIO, CANADA-(Y) (GRAIN NO. 1-5, GREW ET AL. 2010)

Appendix Table 9. Electron microprobe analysis with calculated Fe²⁺/Fe³⁺ ratio

| | Wt% | | apfu per 12 O |
|--------------------------------|--------|------------------|---------------|
| SiO ₂ | 30.64 | Si | 2.820 |
| TiO ₂ | 1.10 | Ti | 0.076 |
| Al ₂ O ₃ | 4.87 | Al | 0.528 |
| Sc ₂ O ₃ | 0.17 | Sc | 0.014 |
| V ₂ O ₃ | 0.17 | V | 0.013 |
| Cr ₂ O ₃ | 0.04 | Cr | 0.003 |
| Fe ₂ O ₃ | 8.36 | Fe ³⁺ | 0.579 |
| Y ₂ O ₃ | 16.93 | Y | 0.829 |
| La ₂ O ₃ | 0.00 | La | 0.000 |
| Ce ₂ O ₃ | 0.01 | Ce | 0.000 |
| Pr ₂ O ₃ | 0.00 | Pr | 0.000 |
| Nd ₂ O ₃ | 0.12 | Nd | 0.004 |
| Sm ₂ O ₃ | 0.15 | Sm | 0.005 |
| Eu ₂ O ₃ | 0.01 | Eu | 0.000 |
| Gd ₂ O ₃ | 0.36 | Gd | 0.011 |
| Tb ₂ O ₃ | 0.11 | Tb | 0.003 |
| Dy ₂ O ₃ | 1.52 | Dy | 0.045 |
| Ho ₂ O ₃ | 0.63 | Ho | 0.018 |
| Er ₂ O ₃ | 2.40 | Er | 0.069 |
| Tm ₂ O ₃ | 0.38 | Tm | 0.011 |
| Yb ₂ O ₃ | 2.03 | Yb | 0.057 |
| Lu ₂ O ₃ | 0.68 | Lu | 0.019 |
| MgO | 3.98 | Mg | 0.546 |
| CaO | 13.92 | Ca | 1.372 |
| MnO | 0.85 | Mn | 0.066 |
| FeO | 11.84 | Fe ²⁺ | 0.911 |
| Sum | 101.26 | Sum | 8.000 |

Appendix Table 10. Site Allocation

| Z | |
|------------------|--------|
| Si | 2.820 |
| Al | 0.180 |
| Sum | 3.000 |
| Charge | 11.820 |
| Y | |
| Ti | 0.076 |
| Al | 0.348 |
| Sc | 0.014 |
| V | 0.013 |
| Cr | 0.003 |
| Fe ³⁺ | 0.580 |
| Mg | 0.546 |
| Fe ²⁺ | 0.422 |
| Sum | 2.000 |
| X | |
| Y + REE | 1.072 |
| Ca | 1.372 |
| Mn | 0.066 |
| Fe ²⁺ | 0.489 |
| Sum | 3.000 |

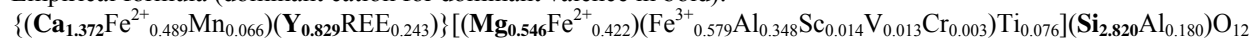
1. Si: First to Z
2. Al to Z to bring total to 3 apfu, then Y
3. Fe³⁺ to Y
4. Ca, Y, REE to X
5. Al (after deducting Al at Z), Sc³⁺, Ti⁴⁺, V³⁺, Cr³⁺, Fe³⁺ to Y.
6. Mg: First to Y
7. Fe²⁺ First to Y to bring total to 2 apfu, then to X
8. Mn²⁺ to X, which brings total X to 3 apfu

Appendix Table 11. Dominant valences, constituents and percent of homovalent cations

| Site | Valence | Constituent | % | Identification |
|------|---------|-------------|-----|----------------|
| Z | +4 | Si | 100 | Garnet group |
| Y | +2 | Mg | 56 | Menzerite-(Y) |
| X | +3 | Y | 77 | Menzerite-(Y) |
| X | +2 | Ca | 71 | Menzerite-(Y) |

Note: X is constrained to have two occupants because of valency-imposed double site-occupancy.

Empirical formula (dominant cation for dominant valence in bold):



Appendix Table 12. Proportions of generalized components

| Component | Maximum Proportion* | Proportion as independent variable [#] | Group and type |
|---|---------------------|---|--|
| {R ³⁺ ₃ }[R ³⁺ ₂](R ³⁺ ₃)O ₁₂ | 6.02% | 6.02% | {Y ₃ }[Al ₂](Al ₃)O ₁₂ -type |
| {R ²⁺ ₃ }[R ⁴⁺ ₂](R ⁴⁺ R ³⁺ ₂)O ₁₂ | 3.81% | — | Schorlomite |
| {R ²⁺ ₃ }[R ⁴⁺ R ²⁺](R ⁴⁺ ₃)O ₁₂ | 7.61% | 7.61% | Garnet: morimotoite-type |
| {R ³⁺ ₂ R ²⁺ ₁ }[R ²⁺ ₂](R ⁴⁺ ₃)O ₁₂ | 48.42% | 44.61% | Garnet: menzerite-(Y)-type |
| {R ²⁺ ₃ }[R ³⁺ ₂](R ⁴⁺ ₃)O ₁₂ | 47.77% | 41.75% | Garnet: andradite-type |
| Total | 113.64 | 100.00% | |

Note: Y represents Y and REE. * From Appendix 4. Only four of these generalized components are independent.

[#]One of two sets of independent variables

EXAMPLE 4. FLUORINE-BEARING SPESSARTINE FROM CLEAR CREEK COUNTY, COLORADO (SMYTH ET AL. 1990)

Appendix Table 13. Electron microprobe analysis with calculated Fe²⁺/Fe³⁺ ratio

| | Wt% | | apfu per 12 O |
|--------------------------------|-------|------------------|---------------|
| SiO ₂ | 32.55 | Si | 2.681 |
| TiO ₂ | 0.06 | Ti | 0.004 |
| Al ₂ O ₃ | 20.13 | Al | 1.954 |
| Fe ₂ O ₃ | 0.33 | Fe ³⁺ | 0.020 |
| FeO | 4.50 | Fe ²⁺ | 0.310 |
| MnO | 37.98 | Mn ²⁺ | 2.650 |
| CaO | 0.60 | Ca | 0.053 |
| | | Sum | 7.672 |
| H ₂ O+ | 0.64 | OH | 0.352 |
| F | 3.68 | F | 0.959 |
| O=F | -1.55 | O | 10.690 |
| Total | 98.92 | Sum | 12.000 |

Note: H₂O content by IR spectroscopy.

Appendix Table 14. Site Allocation

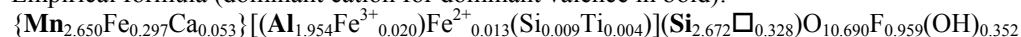
| | Z |
|------------------|--------|
| Si | 2.672 |
| vacancies | 0.328 |
| Sum | 3.000 |
| Charge | 10.690 |
| | Y |
| Al | 1.954 |
| Fe ³⁺ | 0.020 |
| Fe ²⁺ | 0.013 |
| Si | 0.009 |
| Ti | 0.004 |
| Sum | 2.000 |
| | X |
| Mn ²⁺ | 2.650 |
| Fe ²⁺ | 0.297 |
| Ca | 0.053 |
| Sum | 3.000 |

1. Vacancies equal to ¼ F plus ¼ (OH) to Z
2. Si to Z to bring total of Si and vacancies to 3
3. Remaining Si to Y
4. Al, Ti to Y
5. Fe²⁺ to Y to bring total to 2 apfu
6. Mn, Ca and remaining Fe²⁺ to X

Appendix Table 15. Dominant valences, constituents and percent of homovalent cations

| Site | Valence | Constituent | % | Identification |
|------|---------|-------------|-----|----------------|
| Z | +4 | Si | 100 | Garnet group |
| Y | +3 | Al | 99 | Garnet group |
| X | +2 | Mn | 88 | Spessartine |

Empirical formula (dominant cation for dominant valence in bold):



Appendix Table 16. Proportions of generalized components

| Generalized Component | Maximum proportion* | Proportion as independent variable [#] | Group or formula type |
|---|---------------------|---|--|
| $\{R^{2+}_3\}[R^{3+}_2](\square)_3(\text{OH})_{12}$ | 2.93% | 2.93% | katoite-type |
| $\{R^{2+}_3\}[R^{3+}_2](\square)_3\text{F}_{12}$ | 7.99% | 7.99% | $\{\text{Mn}_3\}[\text{Al}_2](\square)_3\text{F}_{12}$ -type |
| $\{R^{2+}_3\}[R^{3+}_2](R^{4+}_2\square)(\text{OH})_4$ | 8.79% | – | Henritermierite-type |
| $\{R^{2+}_3\}[R^{4+}_2](R^{4+}_2R^{3+}_2)\text{O}_{12}$ | 0.02% | – | Schorlomite-type |
| $\{R^{2+}_3\}[R^{4+}_2R^{2+}](R^{4+}_3)\text{O}_{12}$ | 1.27% | 1.27% | Garnet: morimotoite-type |
| $\{R^{2+}_3\}[R^{3+}_2](R^{4+}_3)\text{O}_{12}$ | 89.08% | 87.81% | Garnet: spessartine-type |
| Total | 110.06% | 100.00% | |

Note: *From Appendix 4.

EXAMPLE 5. GARNET JF22. „MAJORITIC“ GARNET INCLUDED IN DIAMOND, JAGERSFONTEIN KIMBERLITE, SOUTH AFRICA (TAPPERT ET AL. 2005)

Appendix Table 17. Electron microprobe analysis with calculated $\text{Fe}^{2+}/\text{Fe}^{3+}$ ratio

| | Wt% | | apfu per 12 O |
|-------------------------|-------|------------------|---------------|
| P_2O_5 | 0.09 | P | 0.006 |
| SiO_2 | 48.70 | Si | 3.525 |
| TiO_2 | 0.50 | Ti | 0.027 |
| Al_2O_3 | 9.65 | Al | 0.823 |
| Cr_2O_3 | 0.22 | Cr | 0.013 |
| Fe_2O_3 | 2.49 | Fe^{3+} | 0.135 |
| MgO | 21.70 | Mg | 2.341 |
| CaO | 5.73 | Ca | 0.444 |
| MnO | 0.36 | Mn | 0.022 |
| FeO | 9.46 | Fe^{2+} | 0.573 |
| Na_2O | 0.65 | Na | 0.091 |
| Sum | 99.55 | Sum | 8.000 |

Appendix Table 18. Site Allocation

| | Z |
|------------------|--------|
| P | 0.006 |
| Si | 2.994 |
| Sum | 3.000 |
| Charge | 12.006 |
| | Y |
| Si | 0.530 |
| Ti | 0.027 |
| Al | 0.823 |
| Cr | 0.013 |
| Fe^{3+} | 0.135 |
| Mg | 0.472 |
| Sum | 2.000 |
| | X |
| Na | 0.091 |
| Ca | 0.444 |
| Mn | 0.022 |
| Fe | 0.573 |
| Mg | 1.870 |
| Sum | 3.000 |

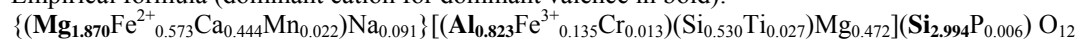
1. Si and P to Z to a maximum of 3 apfu, overflow of Si to Y
2. Ca and Na to X
3. Ti⁴⁺, Cr³⁺, Fe³⁺ to Y
4. Mg: First to Y to bring total to 2 apfu, then to X
5. Fe²⁺ to X
6. Mn²⁺ to X, which brings total to 3 apfu

Appendix Table 19. Dominant valences, constituents and percent of homovalent cations

| Site | Valence | Constituent | % | Identification |
|------|---------|-------------|-----|----------------|
| Z | +4 | Si | 100 | Garnet group |
| Y | +3 | Al | 85 | Pyrope |
| X | +2 | Mg | 64 | Pyrope |

Note: Because of valency-imposed double site-occupancy at Y, R⁴⁺Mg is considered as a unit, which is still subordinate to 2R³⁺ (Table 8).

Empirical formula (dominant cation for dominant valence in bold):



Appendix Table 20. Proportions of generalized components

| Component | Maximum Proportion* | Proportion as independent variable [#] | Group and type |
|--|---------------------|---|--|
| {R ¹⁺ ₃ }[R ³⁺ ₂](R ⁵⁺ ₃)O ₁₂ | 0.18% | 0.18% | Berzeliite: {Na ₃ }[Al ₂](P ₃)O ₁₂ -type |
| {R ²⁺ ₂ R ¹⁺ }[R ²⁺ ₂](R ⁵⁺ ₃)O ₁₂ | 0.18% | — | Berzeliite-type |
| {R ²⁺ ₂ R ²⁺ }[R ⁴⁺ ₂](R ⁴⁺ ₃)O ₁₂ | 4.56% | 4.28% | Garnet: {Na ₂ Ca}[Ti ₂](Si ₃)O ₁₂ -type |
| {R ²⁺ ₃ }[R ³⁺ ₂](R ⁴⁺ ₃)O ₁₂ | 48.55% | 48.37% | Garnet: pyrope-type |
| {R ²⁺ ₃ }[R ⁴⁺ R ²⁺](R ⁴⁺ ₃)O ₁₂ | 47.16% | 47.16% | Garnet: majorite-type |
| Total | 100.64% | 100.00% | |

Note: *From Appendix 4. Only four of these generalized components are independent. [#]One of two sets of independent variables.

Comment: No matter which set of independent components is chosen, the generalized component, {R²⁺₃}[R³⁺₂](Si₃)O₁₂, pyrope, is dominant.

EXAMPLE 6. HOLOTYPE MORIMOTOITE, FUKA, OKAYAMA PREFECTURE, JAPAN (HENMI ET AL. 1995)

Appendix Table 21. Electron microprobe analysis with calculated Fe²⁺/Fe³⁺ ratio

| | Wt% | | 12 O |
|--------------------------------|-------|------------------|-------|
| SiO ₂ | 26.93 | Si | 2.319 |
| TiO ₂ | 18.51 | Ti | 1.199 |
| ZrO ₂ | 1.48 | Zr | 0.062 |
| Al ₂ O ₃ | 0.97 | Al | 0.098 |
| Fe ₂ O ₃ | 11.44 | Fe ³⁺ | 0.741 |
| FeO | 7.77 | Fe ²⁺ | 0.559 |
| MnO | 0.23 | Mn | 0.017 |
| MgO | 0.87 | Mg | 0.112 |
| CaO | 31.35 | Ca | 2.893 |
| Sum | 99.54 | Sum | 8.000 |

Appendix Table 22. Site Allocation

| Z | |
|------------------|--------|
| Si | 2.319 |
| Al | 0.098 |
| Fe ³⁺ | 0.583 |
| Sum | 3.000 |
| Charge | 11.319 |
| Y | |
| Ti | 1.199 |
| Zr | 0.062 |
| Fe ³⁺ | 0.158 |
| Mg | 0.112 |
| Fe ²⁺ | 0.469 |
| Sum | 2.000 |
| X | |
| Fe ²⁺ | 0.091 |
| Ca | 2.893 |
| Mn | 0.017 |
| Sum | 3.000 |

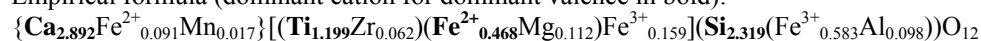
1. Si to Z
2. Al to Z
3. Fe³⁺ to Z to bring total to 3 apfu, then Y
4. Ca to X
5. Ti⁴⁺, remaining Fe³⁺, and Zr to Y.
6. Mg: to Y
7. Fe²⁺ First to Y to bring total to 2 apfu, then to X
8. Mn²⁺ to X, which brings total X to 3 apfu

Appendix Table 23. Dominant valences, constituents and percent of homovalent cations

| Site | Valence | Constituent | % | Identification |
|------|---------|-------------|-----|----------------|
| Z | +4 | Si | 100 | Garnet group |
| Y | +4 | Ti | 95 | Morimotoite |
| Y | +2 | Fe | 81 | Morimotoite |
| X | +2 | Ca | 96 | Morimotoite |

Note: Y is constrained to have two occupants because of valency-imposed double site-occupancy.

Empirical formula (dominant cation for dominant valence in bold):



Appendix Table 24. Maximum proportions of generalized components

| Component | Proportion | Group |
|--|------------|--------------------------|
| $\{R^{2+}_3\}[R^{4+}_2](R^{4+}R^{3+})O_{12}$ | 34.05% | Schorlomite |
| $\{R^{2+}_3\}[R^{3+}_2](R^{4+}_3)O_{12}$ | 7.93% | Garnet: andradite-type |
| $\{R^{2+}_3\}[R^{4+}R^{2+}](R^{4+}_3)O_{12}$ | 58.01% | Garnet: morimotoite type |
| Total | 100.00% | |

Note: The three generalized components are independent variables.

Comment: The empirical formula gives R^{4+} the dominant valence at Z and Y, with R^{2+} second at Y, but the identification is clear from Table 20, which gives $\{R^{2+}_3\}[R^{4+}R^{2+}](R^{4+}_3)O_{12}$, morimotoite, as the dominant component.

Appendix 4. Description of the Excel spreadsheet

Purpose

Appendix 4 is intended to determine the dominant species present from a chemical analysis of a natural garnet. This appendix consists of an Excel spreadsheet that can accept up to 50 analyses at a time, and yields for each analysis its group and species, as well as an empirical formula.

Input

The data from a chemical analysis are entered into the Data_Report worksheet as oxides in percent by weight, with the exception of fluorine, which is entered as the element in percent by weight. Mathematical operations are undertaken on the linked Calculation worksheet; data should not be input directly into this latter worksheet. The list of inputs for the Data_Report worksheet in percent by weight includes: SiO₂, TiO₂, ZrO₂, SnO₂, HfO₂, ThO₂, UO₃, TeO₃, Sb₂O₅, As₂O₅, V₂O₅, Nb₂O₅, P₂O₅, Y₂O₃ (include REE₂O₃ as the equivalent proportion of Y₂O₃ along with the measured Y₂O₃ content), Al₂O₃, Sc₂O₃, Cr₂O₃, V₂O₃, FeO, Fe₂O₃ (but see below), ZnO, MnO, MgO, CaO, Na₂O, Li₂O, H₂O⁺ (water of crystallization), and F. Any correction needed for the oxygen equivalence of fluorine is calculated by the spreadsheet. The user must decide whether any vanadium content is expressed as V₂O₃ or V₂O₅.

If the total iron content of the analysis is entered as FeO (wt.%), then the method of Droop (1987) is used to calculate the proportions of Fe²⁺ and Fe³⁺ and Mn²⁺ and Mn³⁺ (this latter constituent only in the absence of Fe²⁺) on the basis of 12 anions, where the anions are the sum of O²⁻, (OH)⁻, and F⁻. If the user inputs some or all of the iron content as Fe₂O₃ (wt.%), then this calculation of Fe²⁺ and Fe³⁺, and Mn²⁺ and Mn³⁺, is not performed. In any case, the user should not input Mn₂O₃, but rather allow the spreadsheet to calculate this quantity as necessary.

The cation proportions are calculated on the basis of 12 anions, with charge-balance used (as described above) to attempt to obtain a total of 8 non-H cations. The elements or valences B, S, K, V²⁺, Ni, Ga, Ge, Sr, Ba, Pb, and U⁴⁺ are not included in the spreadsheet.

For analyses suspected to be of the tetragonal-symmetry minerals henritermierite or holtstamite, the entry FALSE should be given in the cells that query “cubic? (true / false)”, whereas for other hydrous garnets, TRUE should be entered. For convenience, the lower symmetry and distinct structures of the tetragonal garnets are otherwise ignored in this spreadsheet.

Site allocation of cations

Appendix 4 allocates the cations to the three distinct structural sites using an inflexible set of assumptions. It need hardly be stated that structural and/or spectroscopic data are preferable to using such an algorithm, but such information is not commonly available for large data sets, in contrast to the abundant chemical data obtained from electron microprobe analyses.

The site allocation assumptions follow those of Table 3 of the manuscript. The priority of filling each cation site is summarized here as follows:

Z > Y > X;

Z = (As, V⁵⁺, P, Li, Zn) > Si > Al > Fe³⁺ > Fe²⁺, Ti;

Y = (Zr, Sn, Hf, U, Te, Sb, Nb, Sc, Cr, V³⁺) > (Si, Ti, Al, Mn³⁺, Fe³⁺) > Mg > Fe²⁺ > Mn;

X = (Y, Ca, Na, Mn, Fe²⁺, Th) > Mg.

As per the manuscript, hydrogen is incorporated via the “hydrogarnet substitution”: $4\text{H} + {}^Z\text{□} \rightarrow \text{□} + {}^Z\text{Si}$, and tetrahedral vacancies are also assumed if fluorine is present in the absence of corresponding quantities of lithium.

Extended dominant-constituent rule

Hatert and Burke (2008) defined “the *rule of the dominant constituent*: a mineral is a distinct species if the set of dominant constituents at the sites in the crystal structure is distinct from that of any other mineral with the same structural arrangement.” Because of “cases of coupled heterovalent–homovalent substitutions”, it was necessary for the rule to be “extended with the dominant-valency rule by considering a group of atoms with the same valency state as a single constituent.” And therefore, “the extension [of the dominant-constituent rule] with the dominant-valency rule is necessary to establish charge-balanced end-member formulae for solid-solution series with complex mechanisms of substitution” (Hatert and Burke 2008).

In the garnet supergroup, in which the approved species (manuscript Table 1) are formulated as end-members, following Hawthorne (2002), the effect of the *extended dominant-constituent rule* is to arrange the end-members into general charge-balanced formulae. This is reflected in the classification of the approved species, in which the end-members are classified into groups by the effective charge of the Z site.

The spreadsheet determines group and species in accord with the extended dominant-constituent rule. For each cation site, the spreadsheet sums the homovalent cations that occupy that site. For example, for the X site, $\text{Ca} + \text{Mg} + \text{Mn} + \text{Fe}$ yields the sum of the divalent ions, the sodium content gives the value for monovalent ions, and yttrium yields the value for trivalent ions. From the proportions of the dominant valences, the maximum content of each type of charge-balanced end-member formula is then calculated. These maxima are calculated separately from each other. However, in several cases, the proportions of different end-member formulae may be limited by the same minimum quantity of a valence state, e.g., Na^+ , present in the analysis. In such cases, the maximum contents of the end-member formulae are not independent, and their sum will therefore exceed 100%.

Having found the most abundant charge-balanced formula, the group to which it belongs is assigned (manuscript Table 1). From the assignment of the group, and from the site allocations of the cations, the principal cations that occupy the charge-balanced formula of that group are determined, and thus the dominant species is assigned. A set of hypothetical end-members is included in the calculations of the spreadsheet to assist in the rare cases in which an approved species is not found for an analysis.

Results and empirical formula

From the allocation of the cations, and the anions determined from the chemical analysis, a preliminary empirical formula is given, with the quantities rounded to a maximum of three decimal places. The constituents of the empirical formula are ordered by atomic site, and organized in each site by decreasing abundance. The results, including group, dominant species, and empirical formula, are given below each corresponding original analysis on the Data_Report worksheet.

Because of the limitations of text formats for calculated cells in Excel, the cations Fe^{2+} and Fe^{3+} are given respectively as FeII and FeIII in the Y and/or Z sites of an empirical formula. Similarly, Mn^{2+} and Mn^{3+} are reported on the Y site of an empirical formula as MnII and MnIII. In contrast, cations whose occurrence is restricted to a given site, e.g., V^{3+} on the Y site, are expressed without any charge designation, as there should be no ambiguity as to their identities. Cation vacancies on the Z site are not shown explicitly in the formulae yielded by the Excel spreadsheet, but are established by difference from the ideal proportions, and from the presence of F and/or OH.