



Object-Based Benefits without Object-Based Representations

Citation

Fougnie, Daryl, Sarah M. Cormeia, and George Angelo Alvarez. 2012. Object-based benefits without object-based representations. *Journal of Vision* 12(9): 300.

Published Version

doi:10.1167/12.9.300

Permanent link

<http://nrs.harvard.edu/urn-3:HUL.InstRepos:10646388>

Terms of Use

This article was downloaded from Harvard University's DASH repository, and is made available under the terms and conditions applicable to Open Access Policy Articles, as set forth at <http://nrs.harvard.edu/urn-3:HUL.InstRepos:dash.current.terms-of-use#OAP>

Share Your Story

The Harvard community has made this article openly available.
Please share how this access benefits you. [Submit a story](#).

[Accessibility](#)

Object-based benefits without object-based representations

Daryl Fougne^{1*}, Sarah M. Cormiea¹, & George A. Alvarez¹

¹Harvard University, Department of Psychology,
Cambridge, MA, USA

* To whom correspondence should be addressed. E-mail: darylfougne@gmail.com

Abstract

Influential theories of visual working memory have proposed that the basic units of memory are integrated object representations. Key support for this proposal is provided by the 'same object benefit': it is easier to remember multiple features of a single object than the same set of features distributed across multiple objects. Here we replicate the object benefit, but demonstrate that features are not stored as single, integrated representations. Specifically, participants could remember ten features better when arranged in five objects compared to ten objects, yet memory for one object feature was largely independent of memory for the other object feature. These results rule out the possibility that integrated representations drive the object benefit, and require a revision of the concept of object-based memory representations. We propose that working memory is object-based in regard to the factors that enhance performance, but feature-based in regard to the level of representational failure.

It is much easier to remember a set of visual features that are arranged into a small number of objects than to remember the same set of features distributed across multiple objects (Delvenne & Bruyer, 2004; Luck & Vogel, 1997; Olson & Jiang, 2002; Vogel et al., 2001; Wheeler & Treisman, 2002). For example, it is easier to remember 5 colors and 5 orientations that appear in the same 5 objects than it is to remember the same 10 features on separate objects (Olson & Jiang, 2002; Xu, 2002) (Figure 1). The finding that working memory improves with fewer discrete objects (Olson & Jiang, 2002; Xu, 2002) has been used as evidence that the representations that underlie working memory are object-based (Luck & Vogel, 1997; Vogel et al., 2001). According to this theory, working memory can store a small, fixed number of objects, and therefore integrating multiple features into a single object representation enables more features to be stored.

However, the improvement for object displays does not necessarily imply the storage of integrated, object-based representations. It is possible that there is a cost to representing additional objects—hence the benefit of encoding information from fewer objects—but that memory representations themselves consist of non-integrated collections of features (Bays, Wu, Husain, 2011; Kyllingsbæk & Bundesen, 2007; Wheeler & Treisman, 2002; Fougne & Alvarez, 2011; Stefurak and Boynton 1986; but see Gajewski & Brockmole, 2006; Irwin & Andrews, 1996). To directly address this question, it is necessary to measure memory for multiple features of the same object. If the object-benefit were due to the features being stored as an integrated object, then memory of one feature would be dependent on, and

indicative of, whether that item's other feature was stored. Thus, in the present study we measured memory for color and orientation when both features appeared on the same object, versus when the features appeared on different objects, while probing memory for both color and orientation within the same trial. This procedure enables us to assess whether there is an object-benefit, and whether features are stored as an integrated unit, within the context of a single study.

Methods

Twenty-one participants were asked to remember five colors and five orientations where each feature was in a distinct object (10-object condition) or where objects were defined by color-orientation conjunctions (5-object condition). Conditions were presented in separate 90-minute sessions (540 trials) and session order was random.

10-object displays– Five black isosceles triangles and five colored circles were presented in a ring (3.5° radius) interleaved around fixation. Triangles appeared at positions corresponding to 0°, 72°, 144°, 216°, and 288°. Circles appeared at positions corresponding to 36°, 108°, 180°, 252°, and 324°. Each triangle had angles of 30°, 75°, and 75°, and sides subtending 0.6°×1.38°×1.38° (visual angle) and the orientation of each triangle's small angle was assigned a random orientation (2°–360°, in 2° steps). Each circle (.5° radius) was assigned one of 180 equiluminant colors evenly distributed along a circle in the CIE L*a*b* color space (centered at L=54, a=18, b=-8, with a radius of 59).

5-object displays– Five triangles defined by color and orientation were presented in evenly spaced position along an imaginary ring (3.5° radius) from fixation.

A trial consisted of a 1200ms sample presentation, followed by a 900ms retention interval, followed by non-speeded color and orientation reports (in a random order) (Figure 1). During feature reports a solid white circle indicated the to-be-reported location. Participants were asked to adjust the task-relevant feature to match the sample item corresponding to the cued location. Participants adjusted probe color by selecting a value along a circular color wheel (6° radius, centered on fixation). The selected value was determined by the angle of the cursor position in reference to fixation. While cursor position was hidden, participants knew the currently selected value since the color of the probe stimulus was continuously updated to the selected color. For orientation reports, the orientation of the small angle was determined by mouse position in reference to the probed item. The probe stimulus was continuously updated to match the selected orientation. A black indicator line appearing on the outer edge of the response wheel indicated the selected color or orientation value. To encourage participants to store features in an integrated fashion, in the *5-object* condition participants adjusted the color and orientation of a single item before submitting a response (see also Fournie & Alvarez, 2011; Bays, et al., 2011). In this condition, participants could switch between adjusting color or orientation by clicking the mouse. Feedback in degrees of error for each feature was provided after both reports.

For data analysis we utilized the distribution of errors to estimate the proportion of *guess* and *memory* responses and the precision of memory responses for each feature (Zhang & Luck, 2008). Figure 2 shows an error distribution for a representative participant's color response errors. Our analysis method assumes that a participant responds in one of two states: *memory* or *guess* response. On trials in which a participant guesses the response will be random relative to the true value. Over many trials this will lead to a uniform distribution of response error. On trials in which a participant responds from memory we assume that responses will be normally distributed around the correct value, with the width of this distribution signifying the fidelity of memory. We use the observed error distribution to find the best fitting weighted mixture of a uniform and a circular normal distribution (for an example see the red line in Figure 2) (using maximum likelihood estimation). The estimated weighting of the uniform versus normal distribution corresponds to the proportion of guess and memory responses in the data. The estimated width of the normal distribution corresponds to the precision of memory for that condition.

Results & Discussion

Each condition was modeled as a weighted mixture of a circular normal and a uniform distribution in order to estimate the proportion and precision of memory responses (Figure 2; Zhang & Luck, 2008). Figure 3A shows the model-fitted response

error distributions for each condition derived from averaging the best fitting parameter values for each participant. There were higher proportions of memory responses (and fewer guess responses) for 5-object displays (color 62.0%, orientation 47.2%) than 10-object displays (33.0% color, 23.0% orientation, both t 's > 6 , both p 's $< .001$) (Figure 4A shows the values averaged across features)¹. The proportion of memory responses for 5-object displays was approximately double that of 10-object displays (103.1% increase) even though feature load was equivalent. Displays with 5 objects also had slightly improved fidelity (lower standard deviation of the memory response distribution) for orientation (21.4° versus 26.1°, $p < .005$), but not for color ($p = .41$). These findings replicate past work showing that participants can store twice as many features when two features are conjoined into a single object (Luck & Vogel, 1997; Olson & Jiang, 2002; Vogel, et al., 2001; Xu, 2002).

We then asked whether this benefit for fewer objects occurred because participants are able to store twice as many features when an object shared two features because those features were integrated into a single representation. If so, then when a participant guessed for one feature of an object, they would be highly likely to guess on the object's other feature as well. To test this possibility, we performed an additional modeling analysis that only included trials where participants guessed on the objects other feature (where guesses were classified as responses more than three standard deviations away from the correct value; Fougne & Alvarez, 2011). Figure 3B shows the participant averaged response error distributions both for analyses including all trials (solid lines) and for analyses including

only the trials in which participants guessed on the object's other feature (dashed lines). Integration would predict that the dashed lines would be uniform and have no central Gaussian component (0% memory responses). However, we found that participants were only slightly more likely to guess when they did not know the objects' other feature. We observed a high proportion of memory responses for color given an orientation guess (52%, only a 15% drop) and orientation given a color guess (33%, only a 32% drop), providing strong evidence for largely independent storage of features. These findings suggest that the improvement in performance for fewer objects did not arise entirely from integrating features into a single object representation. If feature integration fully explained the improvement in performance in the 5-object condition then the percent increase in memory responses in the 5-object condition should be equivalent to the degree to which representations were integrated. Yet, the estimate of degree of integration of features (22.8%, estimated by measuring the average decrease in memory responses including only trials where participants guess on the other feature) was drastically lower than the percent increase in feature storage capacity (103.1%), $t(20) = 8.1, p < .001$ (Figure 4B). Furthermore, these values – degree of integration and percent increase in storage capacity – **were not even correlated with each other within subjects** ($r^2 = .11, p > .1$)² (Figure 5). We cannot conclude that the two measures are completely unrelated, particularly since small correlations may be difficult to observe reliably with only 21 participants. However, the lack of any correlation is further evidence that the object benefit is (at most) minimally influenced by the degree of feature integration.

We should note that while some experiments have observed weaker object benefits than found in the present study (e.g. Olson & Jiang, 2002) these effects were still greater than the integration observed here. Thus, our findings suggest that even a ‘weak-object’ benefit (Olson & Jiang, 2002) is not necessarily consistent with partial integration of features into object-based representations.

One concern is that low integration is due to memory failures that arise during the response period, with the effort of trying to retrieve the first feature causing forgetting of the second feature. An increase in the guess rate for the second response could give rise to apparent evidence of independent feature memory because retrieval-induced guesses for the second response could occur on trials in which participants did not guess for the first response. Importantly, the change in guess rate between the first (57%) and second (54%) response, while significant ($p=.005$), was too small to explain the feature independence that was observed. Furthermore, even when participants guessed on their first response, they still showed good memory for the second response. Indeed, participants were only 24.8% more likely to guess on the second response if they guessed on the first response (compared to how often participants guessed on the second response in all trials)³. Since it can be safely assumed that the act of retrieving the second feature would not impair the subject’s ability to answer about the first, the independence of feature memory can be attributed to nature of the memory representations rather than to an artifact of the testing procedure.

Another possible explanation for the independence between features is that the probe in the previous trial might lead participants to store fewer colors or orientations than **they are able to store**⁴. For example, participants may prioritize orientation at the expense of color in trials that immediately follow trials in which the first response probe asked for an orientation judgment, and *vice-versa*. However, we found equivalent independence for each feature regardless of the report order of the previous trial (color, $p = .19$; orientation, $p = .59$).

The memory load for the 5-object condition was slightly greater than the capacity of four items estimated by many studies on the limits of working memory (e.g. Cowan, 2001; Luck & Vogel, 2001, Vogel et al., 2001). We considered whether the independence between features was due to the supra-capacity demands of the task. Specifically, one might suggest that while a participant can store four integrated object representations, any additional information would be retained in a feature-independent fashion. However, this account would predict much higher estimates of integration than were observed (at least 80%). In fact, given the overall performance (54.6% memory responses) and the degree of integration (22.8%) the maximum number of integrated representations consistent with the present data is less than one item ($.62; 54.6\% * 22.8\% * 5$). To further address this concern we conducted an additional experiment on 11 new participants that compared performance for remembering 8 features in 4 or 8 objects. Importantly, while the load of the 4-object condition was now within standard measures of working memory capacity, we

still observed an object benefit (95.1%) that was larger than the degree of integration (23.1%), $t(10) = 3.87, p < .005$. The degree of integration was equivalent across studies ($t = .01, p = .99$) suggesting that integration is not influenced by the memory load.

Previous studies have shown this independence across features to be resilient to methodological details such as encoding duration (Fougnie & Alvarez, 2011) and the method of probe response (Bays et al., 2011; Fougnie & Alvarez, 2011). Yet, by showing a large object-based benefit and largely independent feature storage in the same context the present findings go significantly beyond previous work in placing constraints on the cause of this feature independence and to rule out alternative explanations. Consider that any aspect of the 5-object condition that would lower measures of integrated features (such as response order effects) would also produce an equivalent drop in the observed object benefit, were that benefit driven solely by the storage of integrated objects. Therefore, by showing a large object-based benefit and largely independent feature storage in the same context the present findings go significantly beyond previous work and cannot be reconciled with the standard view that the object benefit reflects multiple features being integrated into a single object representation.

To explain how we can observe evidence for an object benefit in the same context as evidence for independent failures of memory we propose a major departure from previous theories of visual working memory, which have proposed that memory limitations arise entirely from the availability of some limited-commodity resource that's either quantized

into slots (Zhang & Luck, 2008) or continuously divisible (Alvarez & Cavanagh, 2004; Bays & Husain, 2008; Wilkin & Ma, 2004). Here we propose that stochastic noise processes impose an important additional constraint on memory – above and beyond any limits due to the availability of a limited commodity (slots or resources). On this account, the survival of memory representations is probabilistic, and therefore can be different even for two objects that received equal resources. The co-occurrence of an object-benefit without the integration of object features can be accommodated by this *probabilistic feature store* framework with two assumptions: (1) the number of objects represented is one of many factors that increase the amount of stochastic noise in the system, and (2) feature representations can fail independently (i.e., are not integrated).

The present results suggest that there is reduced likelihood of representational failure in the 5-object condition relative to the 10-object condition but that the locus of failure is still independent features rather than coherent objects. One reason why representations may be more likely to fail when attempting to store more objects is that our working memory system may be assisted by a top-down reactivation or rehearsal mechanism that acts in an object-based fashion to decrease representational failure (Schneider, 1999). While more items competing for representation may lead to an increased probability of representational failure for all features, we suggest that these failures are stochastic and occur independently (Huang, 2010). This probabilistic feature store account fits well with neural models of memory representation. For example, there is strong evidence that the

biophysical processes that underlie maintenance of memory representations are stochastic and noisy (Ma, Beck, Latham, & Pouget, 2006; Rolls, 2008; Rolls & Deco, 2010; Tegner, Compte, & Wang, 2002; Treves, Panzeri, Rolls, Booth, & Wokosin, 1999; Wang, 2001) and that the neural substrates of memory for precise perceptual judgments are the neural regions involved in coding stimulus identity during perception (Harrison & Tong, 2009; Serences, et al., 2009). If representations for different features of objects are sustained in independent, noisy neural populations but are assisted by a reactivation mechanism that acts in an object-based fashion, then this could produce object-based benefits without storage of object-based representations. On this view, features that are coded independently perceptually and neurally (so called separable dimensions, Cant et al., 2008; Drucker, Kerr, & Aguirre, 2009; Garner, 1974; Livingstone & Hubel, 1988), such as color and orientation may have largely independent instances of representational failure, whereas integral features such as height and width (Garner, 1974) may fail together.

This account places the locus of working memory limitations at storage rather than at encoding or perception. Past work has suggested that object-based limitations arise during storage, not encoding, in part because the effects is observable across a range of encoding intervals (Vogel, et al., 2001) and across methods of stimulus presentation (e.g. placing features at the same spatial positions; Fournier, Asplund, & Marois, 2010; Lee & Chun, 2001). Indeed, in a separate study on 6 participants we still observed a sizeable object benefit when we doubled the encoding duration for each condition (2400ms; $p <$

.05). However, it's possible that there are encoding limitations that are not resolved by the amount of time for encoding information, and that these limitations are reduced with fewer discrete objects. The present results would still imply that the factors that influence encoding capability would be distinct from the nature of the encoding representations. Specifically, it is possible that the encoding of features may be probabilistic and independent (Vul & Rich, 2010; Kyllingsbæk & Bundesen, 2007) but that encoding is more likely to be successful for each feature when there are fewer objects. Thus, regardless of the source of the object benefit, by demonstrating an object benefit in the same context as independent failures of features, the present study highlights that determining which factors influence representational failure does not necessarily inform us about the nature of the underlying representations. This insight will require modification to existing models and theories (e.g. Cowan, 2001; Luck & Vogel, 1997) and more broadly in how we conceive of representational limitations.

Acknowledgements

We are grateful to Michael Cohen, Liqiang Huang, and Geoff Woodman for helpful suggestions to the manuscript. This work was supported NIH grant 1F32EY020706 to D.F. and NIH grant R03-086743 to G.A.A.

References

- Awh, E., Barton, B., & Vogel, E. K. (2007). Visual working memory represents a fixed number of items regardless of complexity. *Psychological Science*, *18*(7), 622-628.
- Bays P. M., & Wu E. Y., Husain, M. (2011). Storage and binding of object features in visual working memory, *Neuropsychologia*, *49*: 1622-1631
- Cant, J. S., Large, M. E., McCall, L., & Goodale, M. A. (2008). Independent processing of form, colour, and texture in object perception. *Perception*, *37*, 57-78.
- Cowan, N. (2001). The magical number 4 in short-term memory: a reconsideration of mental storage capacity. *Behavioral and Brain Sciences*, *24*(1), 87-114; discussion 114-185.
- Delvenne, J. F., & Bruyer, R. (2004). Does visual short-term memory store bound features? *Visual Cognition*, *11*(1), 1-27.
- Drucker, D. M., Kerr, W. T., & Aguirre, G. K. (2009). Distinguishing Conjoint and Independent Neural Tuning for Stimulus Features with fMRI Adaptation. *Journal of Neurophysiology*, *101*, 3310-3324.
- Fougnie, D. & Alvarez, G. A. (2011). Object features fail independently in working memory: Evidence for a probabilistic feature-store model. *Journal of Vision*, *11*, 1-12.
- Fougnie, D., Marois, R., & Asplund, C. L. (2010). What are the units of storage in visual working memory? *Journal of Vision*, *10*(12), 741.
- Gajewski, D. A., & Brockmole, J. R. (2006). Feature bindings endure without attention: evidence from an explicit recall task. *Psychonomic Bulletin & Review*, *13*(4), 581-587.
- Garner, W. R. (1974). *The processing of information and structure*. Potomac, MD: Lawrence Erlbaum.
- Harrison, S. A., & Tong, F. (2009). Decoding reveals the contents of visual working memory in early visual areas. *Nature*, *458*(7238), 632-635.
- Huang, L. (2010). Visual working memory is better characterized as a distributed resource rather than discrete slots. *Journal of Vision*, *10*(14):8, 1-8, <http://www.journalofvision.org/content/10/14/8>, doi:10.1167/10.14.8.
- Irwin, D. E., & Andrews, R. V. (1996). Integration and accumulation of information across saccadic eye movements. In T. Inui & J. L. McClelland (Eds.), *Attention and performance XVI: Information integration in perception and communication* (pp. 125-155). Cambridge, MA: MIT Press.

- Irwin, D. E., & Gordon, R. D. (1998). Eye movements, attention and trans-saccadic memory. *Visual Cognition*, 5, 127-155.
- Kyllingsbæk, S., & Bundesen, C. (2007). Parallel processing in a multifeature whole-report paradigm. *Journal of Experimental Psychology: Human Perception and Performance*, 33, 64-82.
- Lee, D., & Chun, M. M. (2001). What are the units of visual short-term memory, objects or spatial locations? *Perception & Psychophysics*, 63(2), 253-257.
- Livingstone, M., & Hubel, D. (1988). Segregation of form, color, movement, and depth: anatomy, physiology, and perception. *Science*, 240(4853), 740-749.
- Luck, S. J., & Vogel, E. K. (1997). The capacity of visual working memory for features and conjunctions. *Nature*, 390(6657), 279-281.
- Ma, W.J., Beck, J., Latham, P. and Pouget, A. (2006) Bayesian inference with probabilistic population codes. *Nature Neuroscience*. 9(11), 1432-1438.
- Magnussen, S. & Greenlee, M. W. (1997). Competition and sharing of processing resources in visual discrimination. *Journal of Experimental Psychology: Human Perception and Performance*, 23(6), 1603-1616
- Olson, I. R., & Jiang, Y. (2002). Is visual short-term memory object based? Rejection of the "strong-object" hypothesis. *Perception & Psychophysics*, 64(7), 1055-1067.
- Rensink, R. A. (2000). The dynamic representation of scenes. *Visual Cognition*, 7, 17-42.
- Rensink, R. A. (2002). Change detection. *Annual Review of Psychology*, 53: 245-277.
- Rolls, E.T. (2008). *Memory, Attention, and Decision-Making. A Unifying Computational Neuroscience Approach*. Oxford University Press, Oxford.
- Rolls, E. T., & Deco, G. (2010). *The noisy brain: Stochastic dynamics as a principle of brain function*. Oxford University Press, Oxford.
- Schneider, W. X. (1999). Visual-spatial working memory, attention, and scene representation: A neuro-cognitive theory. *Psychological Research*, 62(2-3), 220-236.
- Serences, J. T., Ester, E. F., Vogel, E. K., & Awh, E. (2009). Stimulus-specific delay activity in human primary visual cortex. *Psychological Science*, 20(2), 207-214.
- Stefurak, D. L., & Boynton, R. M. (1986). Independence of memory for categorically different colors and shapes. *Perception & Psychophysics*, 39, 164-174.

- Singer, W., & Gray, C. M. (1995). Visual feature integration and the temporal correlation hypothesis. *Annual Review of Neuroscience*, 18, 555-586.
- Tegner J., Compte A. & Wang X. J. (2002). The dynamical stability of reverberatory neural circuits. *Biological Cybernetics*, 87, 471-481.
- Treves, A., Panzeri, S., Rolls, E. T., Booth, M. & Waksman, E. A. (1999). Firing rate distributions and efficiency of information transmission of inferior temporal cortex neurons to natural visual stimuli, *Neural Computation*, 11, 611-641.
- Vogel, E. K., Woodman, G. F., & Luck, S. J. (2001). Storage of features, conjunctions and objects in visual working memory. *Journal of Experimental Psychology: Human Perception & Performance*, 27(1), 92-114.
- Vul E. & Rich A. (2010) Independent sampling of features enables conscious perception of bound objects, *Psychological Science*, (),
- Wang X. J. (2001). Synaptic reverberation underlying mnemonic persistent activity. *Trends in Neuroscience*.24, 455-463.
- Woodman, G.F. & Vecera, S.P. (2011). The cost of accessing an object's feature stored in visual working memory. *Visual Cognition*, 19, 1-12.
- Wheeler, M. E., & Treisman, A. M. (2002). Binding in short-term visual memory. *Journal of Experimental Psychology: General*, 131(1), 48-64.
- Xu, Y. (2002). Encoding color and shape from different parts of an object in visual short-term memory. *Perception & Psychophysics*, 64(8), 1260-1280.
- Zhang, W., & Luck, S. (2008). Discrete fixed-resolution representations in visual working memory. *Nature*, 453(7192), 233-235.

Footnotes

¹ A large object benefit was also observed when comparing responses for the feature that was probed first ruling out retrieval costs (Woodman & Vecera, 2011) as driving the object benefit.

² Both measures showed split-half reliability—measures for odd trials were correlated with measures for even trials, (degree of integration, $r = .59$, $p < .05$; percent increase in capacity, $r = .43$, $p < .05$). Note that the split-half reliability measure drastically reduces the number of trials contributing to the model and will underestimate the maximum correlation you could observe between the measures. To increase the number of trials included in the estimate of degree of integration the criteria for classifying guess trials was reduced to 1 standard deviation.

³ The measure of integration in this analysis is determined by how often participants guessed on the second response. Therefore, worse performance for the second response could lead to an overestimate of the degree of integration. Importantly, this analysis will never underestimate the degree of integration.

⁴ We thank Geoff Woodman for pointing out this concern.

Figure captions

Figure 1: Trial timeline (left to right) for the 5-object condition (top row) and 10-object condition (bottom row). On some trials participants were asked to report color before orientation.

Figure 2: Histogram of color response errors for the 10-object condition of a representative participant. Response error distributions were fit with a mixture of a uniform and a Von Mises distribution (red line; Zhang & Luck, 2008) in order to estimate the frequency and precision of memory responses.

Figure 3: Modeled response error distributions using the average of the best fitting parameter values for each participant. A: Response error distributions for the 5-object (solid lines) and 10-object (dotted lines) conditions for color (red) and orientation (blue) responses. B: Response error distributions for all trials of the 5-object condition (solid lines) compared to the subset of trials where participants guessed for the other feature of that object (dotted lines) for color (red) and orientation (blue) responses.

Figure 4: (A) The parameter estimates of the percent memory responses for the 10-object and 5-object conditions averaged across participants. (B) A comparison of the percent increase in memory responses for 5-object compared to 10-object displays (object benefit; left bar) and the percent decrease in memory responses in the 5-object condition given that a participant guessed on the object's other feature (degree of integration; right bar). Note that if the object benefit was caused by participants storing integrated representations then these two measures should be identical.

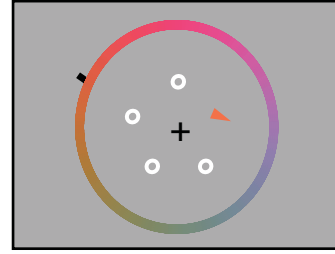
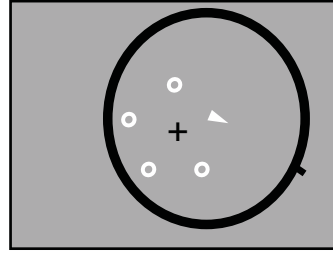

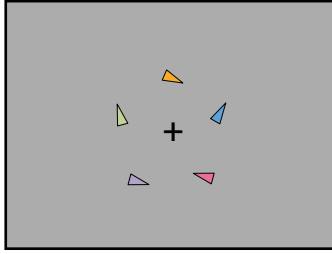
Figure 5: Scatter plot of participants increase in memory responses for 5-object compared to 10-object displays (X axis) and the percent decrease in memory responses given that a participant guessed on the object's other feature (Y axis). These two measures were *not* significantly correlated ($r^2 = .11$).

Memory Display
1200ms

Retention Interval
900ms

Memory Responses

5-object
Display



10-object
Display

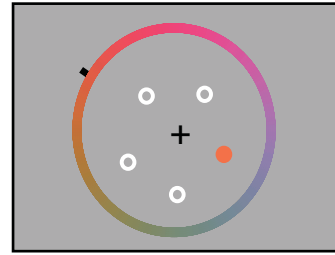
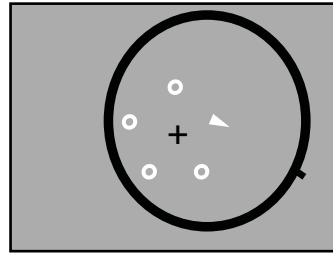

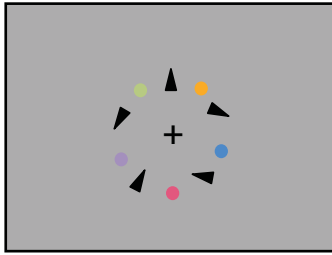


Figure 1

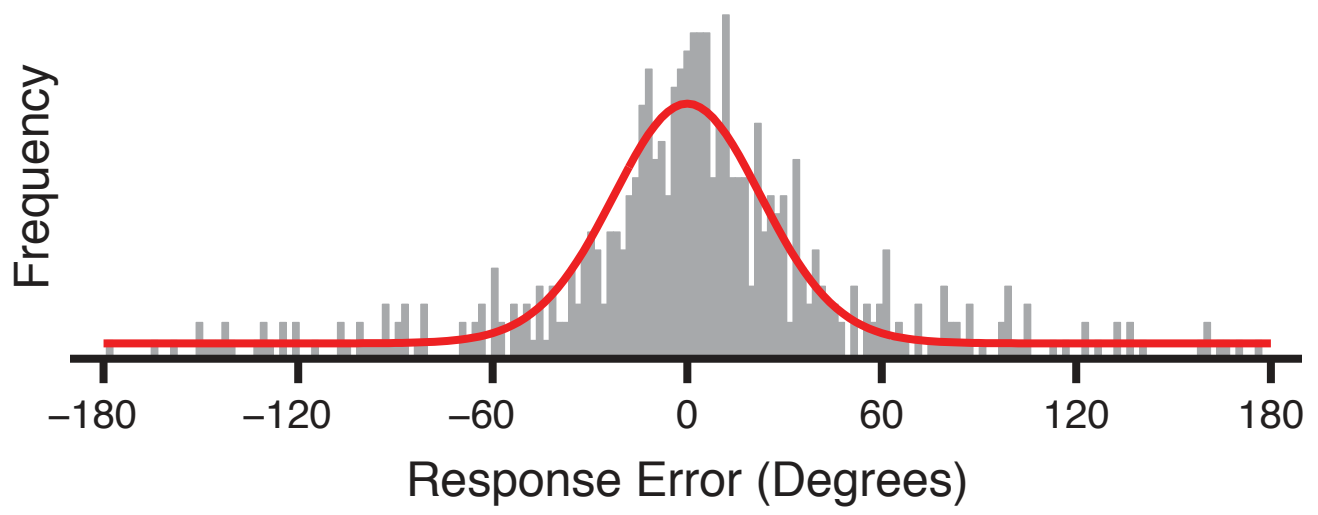
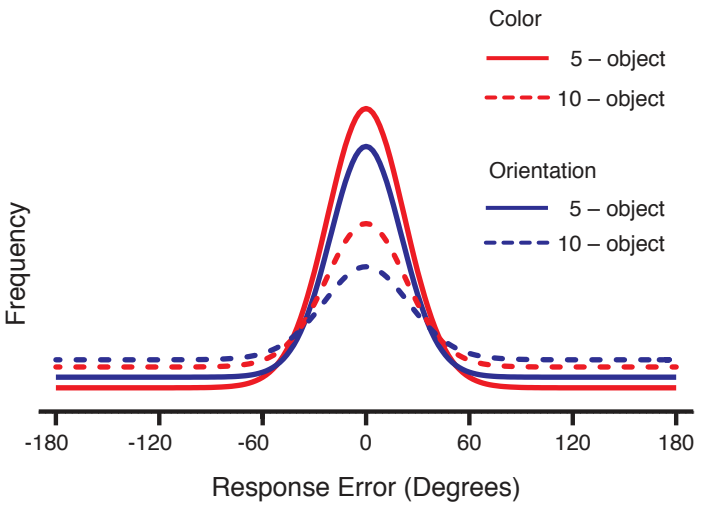


Figure 2

A



B

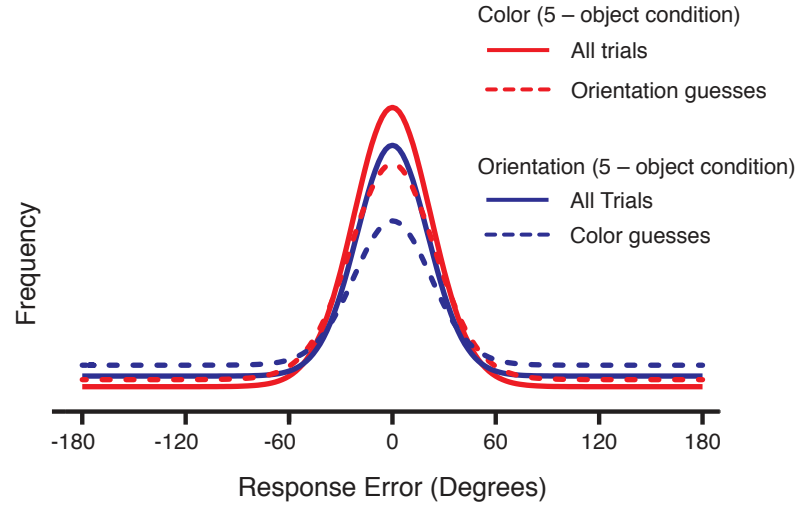


Figure 3

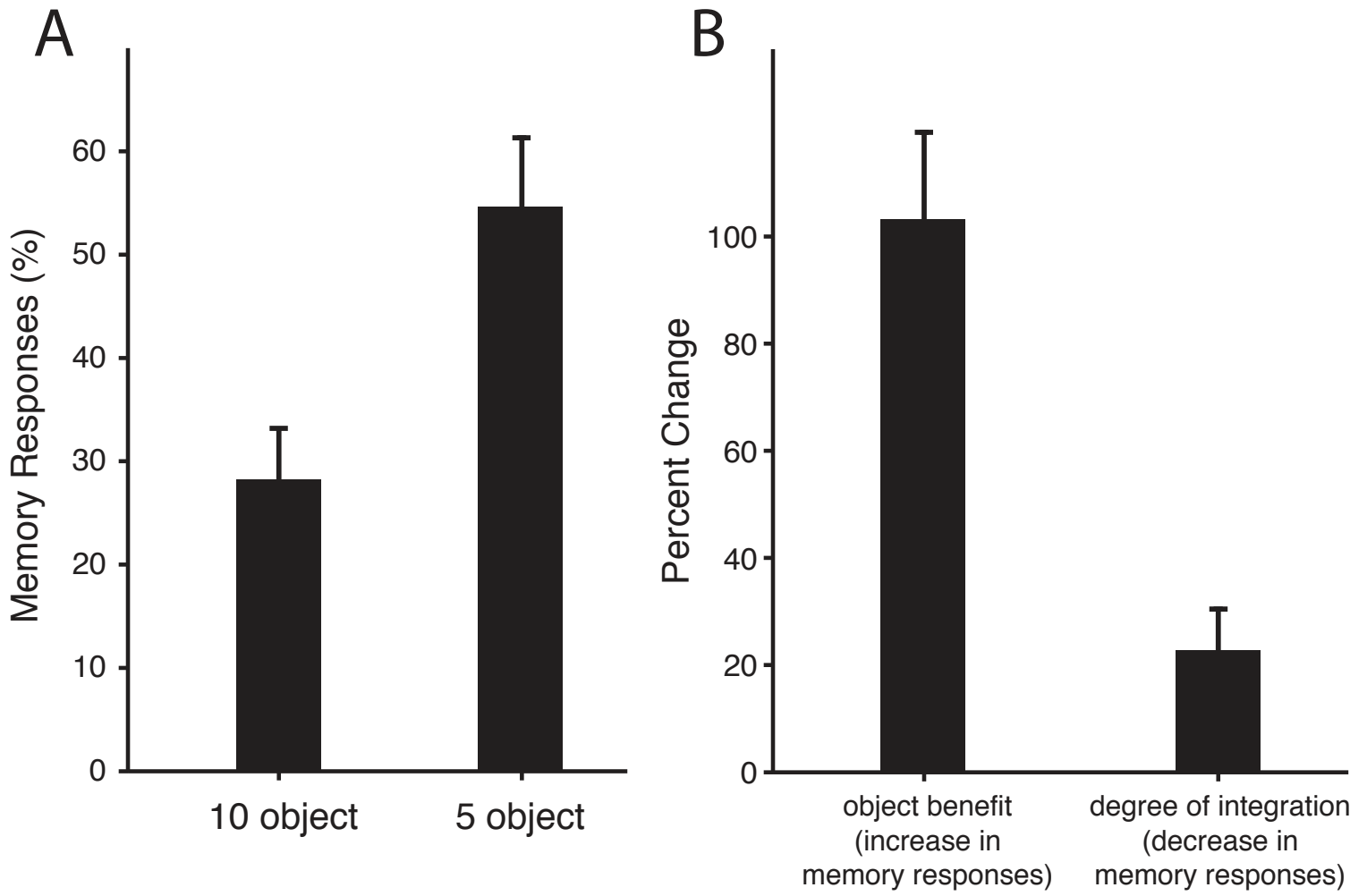


Figure 4

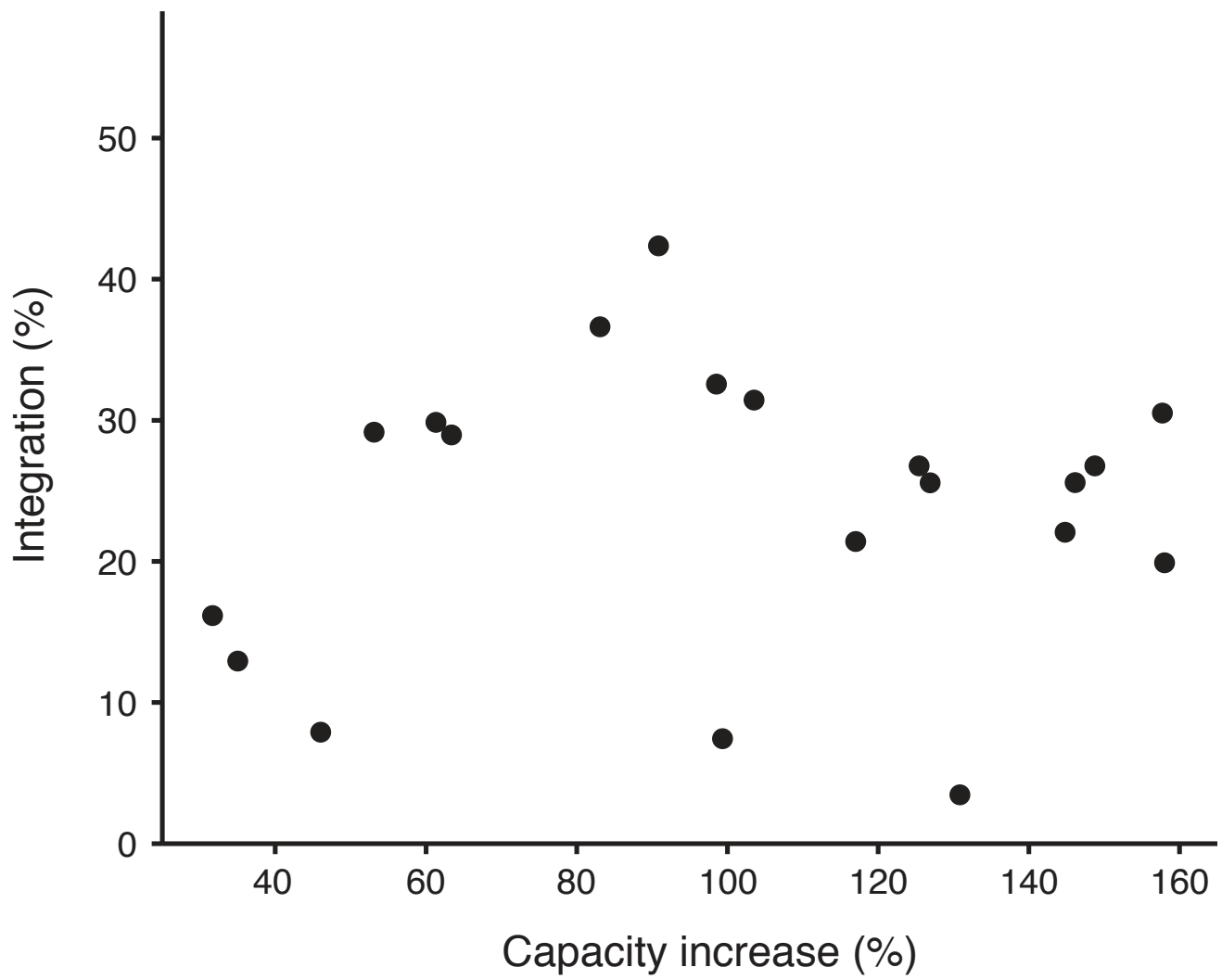


Figure 5