

Observation of $B_s^0-\bar{B}_s^0$ mixing and measurement of mixing frequencies using semileptonic B decays

The LHCb Collaboration*

CERN, 1211 Geneva 23, Switzerland

Received: 7 August 2013 / Revised: 21 October 2013 / Published online: 4 December 2013

© CERN for the benefit of the LHCb collaboration 2013. This article is published with open access at Springerlink.com

Abstract The B_s^0 and B^0 mixing frequencies, Δm_s and Δm_d , are measured using a data sample corresponding to an integrated luminosity of 1.0 fb^{-1} collected by the LHCb experiment in pp collisions at a centre of mass energy of 7 TeV during 2011. Around 1.8×10^6 candidate events are selected of the type $B_{(s)}^0 \rightarrow D_{(s)}^- \mu^+$ (+ anything), where about half are from peaking and combinatorial backgrounds. To determine the B decay times, a correction is required for the momentum carried by missing particles, which is performed using a simulation-based statistical method. Associated production of muons or mesons allows us to tag the initial-state flavour and so to resolve oscillations due to mixing. We obtain

$$\Delta m_s = (17.93 \pm 0.22(\text{stat}) \pm 0.15(\text{syst})) \text{ ps}^{-1},$$

$$\Delta m_d = (0.503 \pm 0.011(\text{stat}) \pm 0.013(\text{syst})) \text{ ps}^{-1}.$$

The hypothesis of no oscillations is rejected by the equivalent of 5.8 standard deviations for B_s^0 and 13.0 standard deviations for B^0 . This is the first observation of B_s^0 mixing to be made using only semileptonic decays.

1 Introduction

B_s^0 and B^0 mesons propagate as superpositions of particle and antiparticle flavour states. For a flavour-specific decay process¹ such as $B^0 \rightarrow D^- \mu^+ \nu$, particle-antiparticle mixing lends a sinusoidal component to the decay rates [1, 2]. To measure mixing, the flavour state of the B meson must be observed to change, which requires knowledge of the state from at least two points in time. The experimentally accessible times to determine the flavour are at production and

decay. Neglecting CP -violation in mixing, the decay rate N at a proper decay time t simplifies to

$$N_{\pm}(t) = N(0) \frac{e^{-\Gamma t}}{2} [\cosh(\Delta\Gamma t/2) \pm \cos(\Delta m t)], \quad (1)$$

where $\Delta\Gamma$ and Δm are the width and mass differences² of the two mass eigenstates, and Γ is the average decay width [2]. The positive sign applies when the B meson decays with the same flavour as its production and the negative sign when the particle decays with opposite flavour to its production, later referred to as “even” and “odd”. In this study, a sample of semileptonic decays obtained with the LHCb detector is used to measure the mixing frequencies Δm_s and Δm_d for the B_s^0 and B^0 systems. These quantities have previously been measured to high precision, usually in the combination of several channels, relying heavily on hadronic decay modes (see for example Refs. [3, 4] and our recent results, Refs. [5–7]). To date no observation of B_s^0 mixing has been made using only semileptonic decay channels.

2 Experimental setup

The LHCb detector [8] is a single-arm forward spectrometer covering the pseudorapidity range $2 < \eta < 5$, designed for the study of particles containing b or c quarks. The detector consists of several dedicated subsystems, organized successively further from the interaction region. A silicon-strip vertex detector surrounds the pp interaction region and approaches to within 8 mm of the proton beams. The first of two ring-imaging Cherenkov (RICH) detectors comes next, followed by the remainder of the tracking system, which comprises, in order: a large-area silicon-strip

¹In this paper, charge conjugate modes are always implied.

* e-mail: Rob.Lambert@cern.ch

²The mass difference is measured here as an angular frequency, in units of inverse time.

detector; a dipole magnet with a bending power of about 4 Tm; and three multilayer tracking stations, each with central silicon-strip detectors and peripheral straw drift tubes. After this comes the second RICH detector, the calorimeter and the muon stations.

The combined high-precision tracking system provides a momentum measurement with relative uncertainty that varies from 0.4 % at $5 \text{ GeV } c^{-1}$ to 0.6 % at $100 \text{ GeV } c^{-1}$, and impact parameter³ resolution of $20 \text{ } \mu\text{m}$ for tracks with high transverse momentum. By combining information from the two RICH detectors [9] charged hadrons can be identified across a wide range in momentum, around 2 to $150 \text{ GeV } c^{-1}$. The calorimeter system consists of scintillating-pad and preshower detectors, an electromagnetic calorimeter and a hadronic calorimeter, allowing identification of photon, electron and hadron candidates. Muons that pass through the calorimeters are detected using a system of alternating layers of iron and multiwire proportional chambers [10]. Triggering of events is performed in two stages [11]: a hardware stage, based on information from the calorimeter and muon systems, followed by a software stage, which performs full event reconstruction.

3 Data selection and reconstruction

The LHCb dataset used in this analysis corresponds to an integrated luminosity of 1.0 fb^{-1} collected in pp collisions at a centre of mass energy of 7 TeV during the 2011 physics run at the LHC. Where simulation is required, PYTHIA 6.4 [12] is used, with a specific LHCb configuration [13]. Decays of hadronic particles are described by EVTGEN [14], in which final-state radiation is generated using PHOTOS [15]. The interaction of the generated particles with the detector and the detector response are implemented using the GEANT4 toolkit [16, 17] as described in Ref. [18]. Input to EVTGEN is taken from the best knowledge of branching fractions (\mathcal{B}) and form factors at the time of the simulation [1]. The same reconstruction and selection is applied on simulated and detector data.

A sample of events is selected in which a $D_{(s)}^+ \rightarrow K^+ K^- \pi^+$ candidate forms a vertex with a muon candidate. A cut-based selection is applied to enhance the fraction of real $D_{(s)}^+$ mesons in this sample that arise from $B_{(s)}^0$ semileptonic decays. Vertex and track reconstruction qualities, momenta, invariant masses, flight distances and particle identification (PID) variables are used. The selection was initially optimized on simulated data to maximize the signal significance, $S/\sqrt{(S+B)}$, where S (B) denotes the number of selected signal (background) candidates. The most

important cuts for this analysis are those on the PID and invariant masses. Combined information from the RICH detectors, muon stations, calorimeters and tracking allows us to place stringent requirements on a log-likelihood based PID parameter for each final-state particle separately, ensuring at least 99 % purity in the muon sample, and suppressing peaking backgrounds such as $D^+ \rightarrow K^- \pi^+ \pi^+$ decays, where a pion has been misidentified as a kaon. To allow a simultaneous measurement of Δm_s and Δm_d , a broad mass window for the $K^+ K^- \pi^+$ system is used to cover both the D^+ and D_s^+ masses, $-0.2 < M(K^+ K^- \pi^+) - M_0(D_s^+) < 0.1 \text{ GeV } c^{-2}$, where $M_0(D_s^+)$ is the known mass of the D_s^+ meson [1]. Decays of the type $D^*(2010)^+ \rightarrow D^0 \pi^+$ are additionally suppressed by requiring that the invariant mass of the two kaons $M(K^+ K^-) < 1.84 \text{ GeV } c^{-2}$, and combinatorial background with slow collinear pions is similarly removed with the mass requirement $M(K^+ K^- \pi^+) - M(K^+ K^-) - M_0(\pi^+) > 15 \text{ MeV } c^{-2}$.

Simulation studies indicate that the selected sample is dominated by $B_s^0 \rightarrow D_s^- \mu^+ (\nu, \pi^0, \gamma)$, $B^0 \rightarrow D^- \mu^+ (\nu, \pi^0, \gamma)$ and $B^+ \rightarrow D^- \mu^+ (\nu, \pi^+, \gamma)$ decays, where no specific intermediate states are required other than those mentioned, and where at least one neutrino will occur together with any number of the other particles in the parentheses. These additional particles are ignored and so a clear B mass peak cannot be reconstructed. For simplicity, to quantify the measured mass, $M(D\mu)$, within its possible range, we define a “normalized mass”, n , relative to the known masses (M_0) of the B , D , and μ :

$$n = \frac{M(D\mu) - M_0(D) - M_0(\mu)}{M_0(B) - M_0(D) - M_0(\mu)}. \quad (2)$$

We require $0.24 < n < 1.0$, where the lower cut mainly removes low-mass combinatorial background candidates. The $K^+ K^- \pi^+$ invariant mass distribution and the normalized mass distribution (n) of the selected candidates are shown in Fig. 1, in which the D_s^+ and D^+ peaks can clearly be seen over the combinatorial background.

Determination of the initial-state flavour is performed using the standard LHCb flavour-tagging algorithms, which are described in detail elsewhere [5, 6, 19]. These algorithms rely on the reconstruction of particles that were produced in association with, and are flavour-correlated with, the signal B -meson. The correlations arise either from fragmentation, which often produces a kaon or pion of specific charge correlated with the signal, or from “opposite-side” decays, where the decay products of the partner b quark are reconstructed (e.g. a muon). A neural network combines tagging decisions for the best tagging power [6].

A hypothesis is required for the nature of the reconstructed candidate, either B_s^0 or B^0 , in order to choose the tagging algorithms to be applied and to select the appro-

³The impact parameter is the distance of closest approach of a track to a primary interaction vertex.

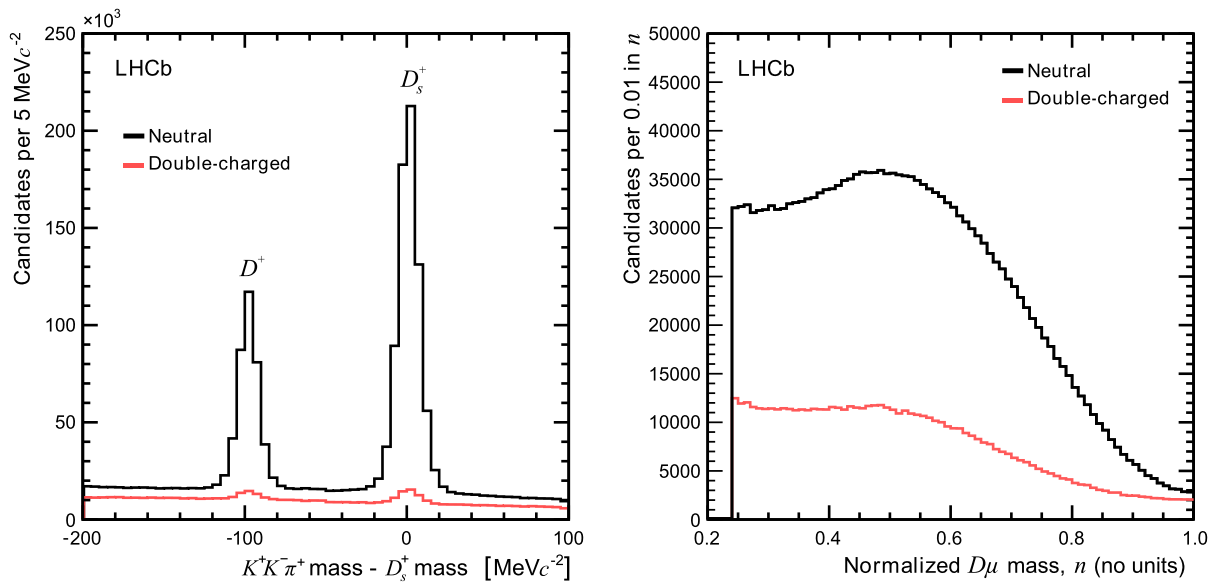


Fig. 1 Mass distributions for all selected signal candidates. *Left*, the $K^+K^-\pi^+$ invariant mass, where the known mass of the D_s^+ has been subtracted. *Right*, the $D\mu$ normalized mass as defined in Eq. (2). Neutral candidates are those of the form $D^\mp\mu^\pm$, while double-charged can-

didates are those of the form $D^\pm\mu^\pm$. The double-charged candidates arise from several background sources, most of which are also present in the neutral sample. In the *left plot*, the neutral sample exhibits much larger D mass peaks, indicative of the large B signal component

appropriate mass with which to calculate n . A split around the midpoint between the D_s^+ and D^+ peaks is used. For the B_s^0 hypothesis all available tags are used. For the B^0 hypothesis only opposite-side tags are used, to reduce the difference between B^+ and B^0 tagging performance and thus better constrain the B^+ background (see Sects. 5 and 6). The flavour-tagged dataset comprises 594,845 selected candidates.

Two techniques are employed to measure the mixing frequencies: (a) multidimensional log-likelihood maximization, simultaneously fitting Δm_s and Δm_d ; (b) model-independent Fourier analysis, used as a cross-check, which determines Δm_s with good precision, but Δm_d with a very poor precision. Both methods use a common determination of the proper decay time and so share a portion of the corresponding systematic effects.

4 Proper decay-time distributions

To obtain the B -meson decay times, a correction is applied for the momentum lost due to missing particles, using a k -factor method as employed in many previous measurements (see, for example, Refs. [20] and [21]). The k -factor [22] is a simulation-based statistical correction, where the average missing momentum in a simulated sample is used to correct the reconstructed momentum as a function of the reconstructed $D\mu$ mass (as shown in Fig. 2). In this study we use a fourth-order polynomial to parameterize k as a function of the normalized $D\mu$ mass (n from Eq. (2)), which

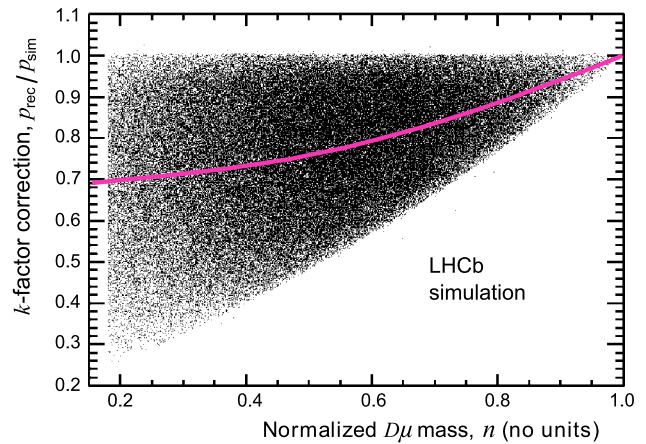


Fig. 2 Input to obtain the k -factor correction from the fully-simulated B_s^0 sample. For each event the ratio of reconstructed to generated momentum, p_{rec}/p_{sim} is plotted against the normalized $D\mu$ mass (n in Eq. (2)). The *curve* shows a fourth-order polynomial resulting from a fit to the mean of the distribution (in bins of n)

allows us to use the same correction for B_s^0 and B^0 . With this approach, both Δm_s and Δm_d exhibit residual biases of around 1 %; these biases are known to good precision from the full simulation and are corrected in the final results.

The experimental resolution of the proper decay time (t) reduces the visibility of the oscillations, smearing Eq. (1) with a resolution function $R(t, t' - t)$, where t is the true decay time and t' is the measured value. The limited performance of the tagging also reduces the visibility of the oscillations. Our selection requirements include variables that are

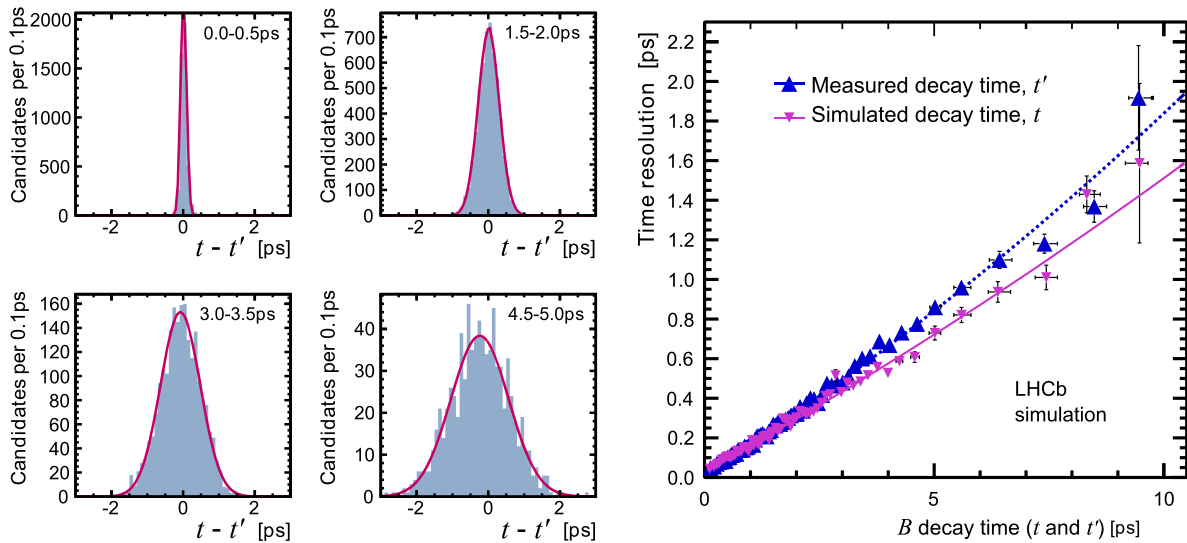


Fig. 3 Illustration of the decay time resolution obtained from a fully simulated B^0 signal sample. The *left plots* demonstrate the Gaussian fits (*solid lines*) using the full LHCb simulated data (*filled*), to determine the decay time resolution. Each measured (reconstructed and corrected) time, t' , is compared to the corresponding simulated decay

time, t . The results are shown for several bins of t' . The dependence on decay time of the mean (bias, μ) and width (standard deviation, σ) can be fitted with a quadratic or cubic function of either t or t' . The *right hand plot* shows a quadratic fit to the widths

correlated with the decay time, leading to a time-dependent efficiency function, $\varepsilon(t')$. Thus Eq. (1) becomes

$$N_{\pm}(t') = N(0)\eta \frac{e^{-\Gamma t}}{2} \left[\cosh(\Delta\Gamma t/2) \pm (1 - 2\omega) \cos(\Delta mt) \right] \otimes R(t, t' - t) \times \varepsilon(t'), \tag{3}$$

where η is the tagging efficiency and ω is the mistag probability (the fraction of tags that assign the wrong flavour). We parameterize the time-dependent efficiency with an empirical “acceptance” function. Specifically Gaussian functions are used as motivated by data and full simulation studies [22], $\varepsilon(t') = 1 - fG(t'; \mu_0, \sigma_1) - (1 - f)G(t'; \mu_0, \sigma_2)$, where G is the Gaussian function and the parameters are determined from fits to the data (typical values are $\sigma_{1,2} < 1$ ps and $\mu_0 \approx 0.01$ ps).

The k -factor is a relative correction for the average missing momentum at a given value of n ; as shown in Fig. 2, the range of missing momenta is broad and varies from about 70 % at $n = 0.2$ to zero at $n = 1$. This large relative uncertainty on the corrected momentum (p') dominates the decay time resolution, i.e. $\sigma(t')/t' \approx \sigma(p')/p'$. Hence $\sigma(t')$ is approximately proportional to t' (as seen in Fig. 3) and the decay time resolution worsens as decay time increases. This dependence is determined and parameterized from the full simulation. We may choose between a parameterization in terms of either the generated (“true”) decay time, using a numerical convolution, or in terms of the measured decay time, using analytical methods; the latter is the default approach.

The resolution dependence is well-fitted with second or third order polynomials.

5 Multivariate fits to the data

A binned, multidimensional, log-likelihood fit to the data is made, using the ROOT and embedded ROOFIT fitting frameworks [23, 24]. In order to improve the resolution on the fitted value of Δm_s , the sample is divided into two subsamples about normalized mass $n = 0.56$ (with this value determined using fast-simulation “pseudo-experiment” studies), and the two subsamples are fitted simultaneously as described below. There are 101,000 bins over the $K^+K^-\pi^+$ mass, the measured decay time (t'), the normalized mass ($n < 0.56$ and $n > 0.56$), and the tagging result (even and odd). Seven categories of signal and background are assigned component probability density functions (PDFs) whose fractions and shape parameters are left free in the fits to the data. The backgrounds are categorized in terms of their shapes in the mass and decay-time observables. Using the $M(K^+K^-\pi^+)$ distribution we separate out peaking $D_{(s)}^+$ components from combinatorial background components. Each of these categories can be further divided into two based on their decay-time shape. We use the term “prompt” to describe fake candidates containing particles exclusively produced in the primary pp interaction, and the term “detached” for candidates that contain at least one daughter of a secondary decay and which therefore tend to exhibit a significantly larger lifetime. Candidates for the signal B -decays of interest must be both

detached and peaking. The signal-like decays are usually grouped together in the fit; however, we separate the specific background contribution of B^+ within the D^+ peak and fit that directly. These components are shown in together in Fig. 4 and separately in different $M(K^+K^-\pi^+)$ regions in Figs. 5 and 6. Each mass PDF is a Gaussian function or a Chebychev polynomial (Fig. 4), and each background decay-time PDF is a simple exponential with an appropriate acceptance function as previously described (Fig. 6). For the signal decay-time shape we use the model described in Eq. (3), with one instance for each peak. The majority of our sensitivity arises from the mixing asymmetry, whose time-dependent fit in the signal regions is shown in Fig. 7. Any odd/even asymmetry is assumed to be constant as a function of time for prompt backgrounds and for backgrounds that are known not to mix (B^+ , Λ_b , etc.). Generic detached backgrounds are allowed to have a time-dependent asymmetry varying as an arbitrary quadratic polynomial.

The proportion of $B^+ \rightarrow D^-\mu^+(\nu, \pi^+, \gamma)$ with respect to $B^0 \rightarrow D^-\mu^+(\nu, \pi^0, \gamma)$ is fixed to 11 % with a ± 2 % uncertainty, using the ratio of known fragmentation functions and branching fractions [1]. Based on the full LHCb simula-

tion, this ratio is corrected by 25 % to account for differences in the reconstruction and tagging efficiencies, with the full

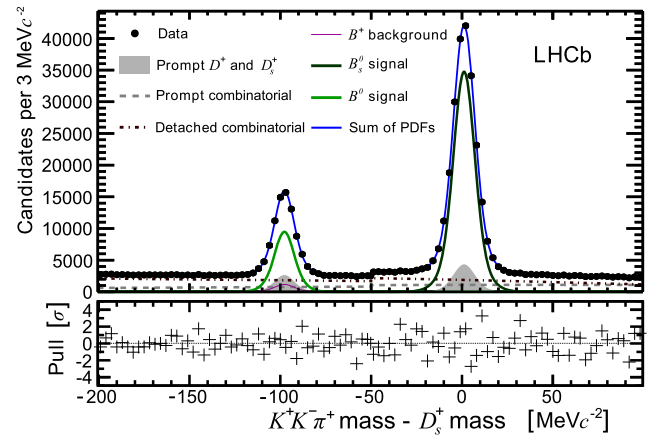


Fig. 4 Distribution of measured $K^+K^-\pi^+$ mass, where the known mass of the D_s^+ has been subtracted. Black points show the data, and the various lines overlay the result of the fit. The small step at $-50 \text{ MeV } c^{-2}$ is the result of differences in tagging efficiency for the B_s^0 and B^0 hypotheses

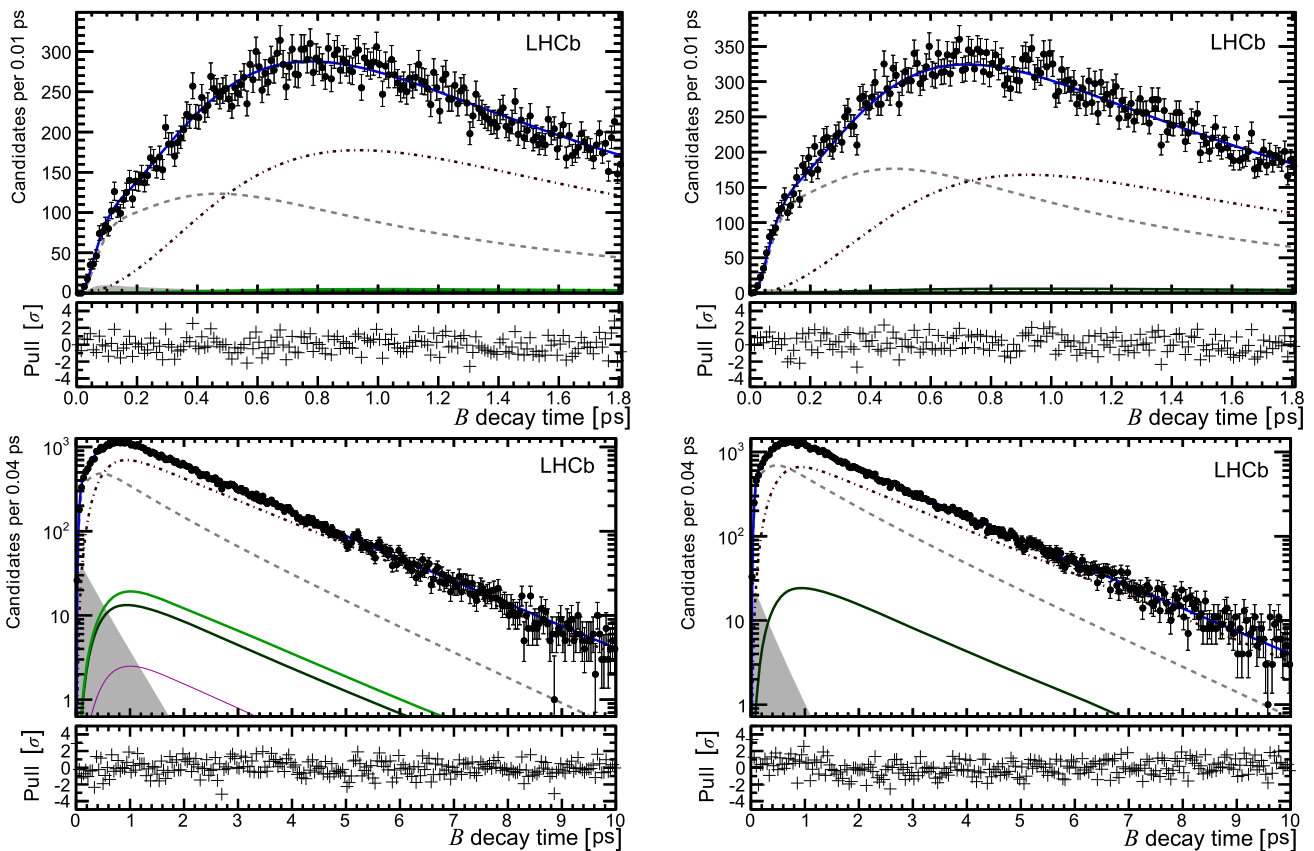


Fig. 5 Measured B decay-time distribution, overlaid with projections of the fit, for background-only regions. Top left: a region between the two signal peaks, -80 to $-20 \text{ MeV } c^{-2}$ (with respect to the known mass of the D_s^+), showing only low decay times. Top right: a region

to the right of the signal peaks 20 to $100 \text{ MeV } c^{-2}$, showing only low decay times. Bottom row: the same on an extended decay-time scale and logarithmic. The legend is the same as in Fig. 4

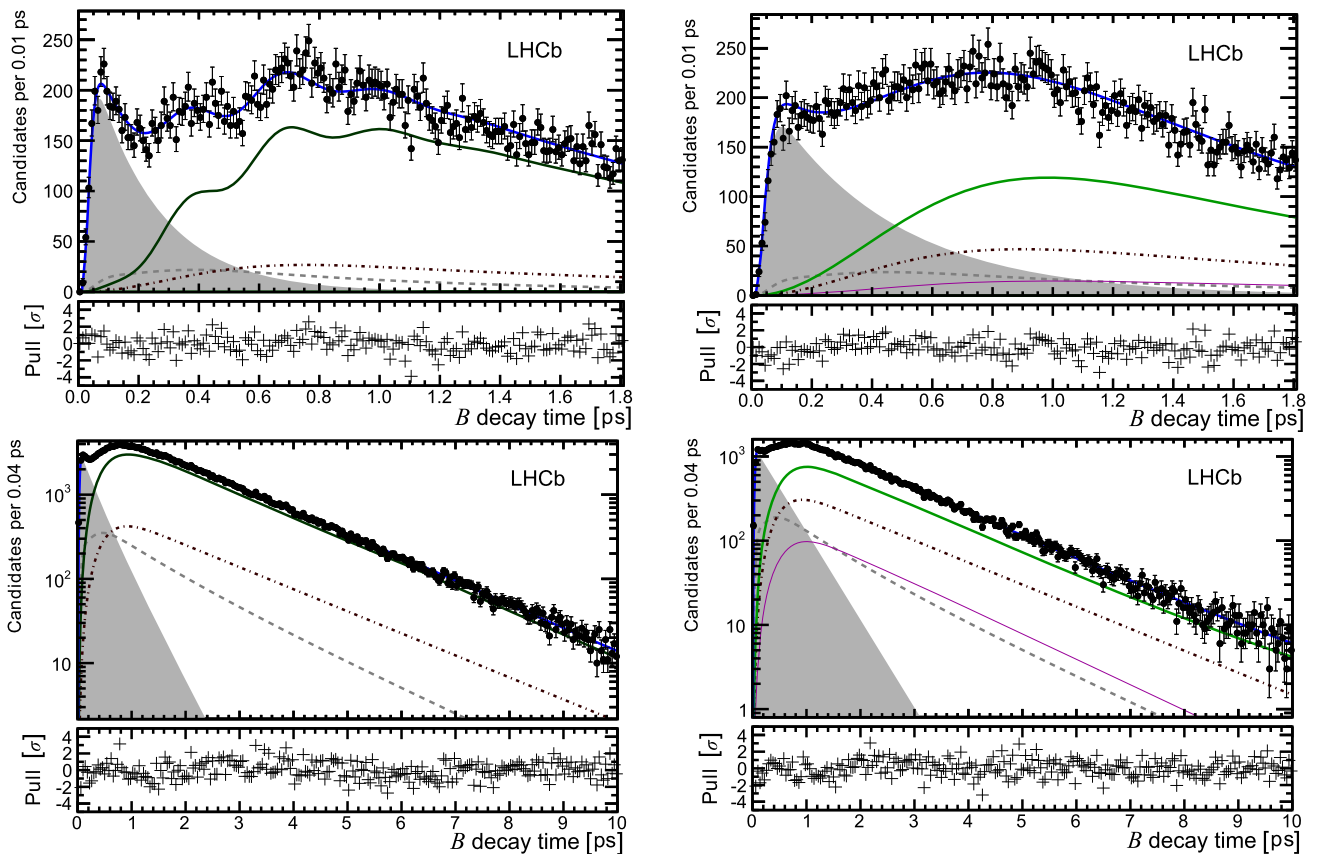


Fig. 6 Measured B decay-time distribution, overlaid with projections of the fit, for signal regions. *Top left*: for odd-tags, high- n and a region of $\pm 20 \text{ MeV } c^{-2}$ around the D_s^+ mass peak, showing only low decay times, where B_s^0 oscillations can be clearly seen. *Top right*: for odd-

tags and all n for a region of $\pm 20 \text{ MeV } c^{-2}$ around the D^+ mass peak, showing only low decay times. *Bottom row*: for both tags and all n for regions of $\pm 20 \text{ MeV } c^{-2}$ around the D_s^+ (left) and D^+ (right) mass peaks. The legend is the same as in Fig. 4

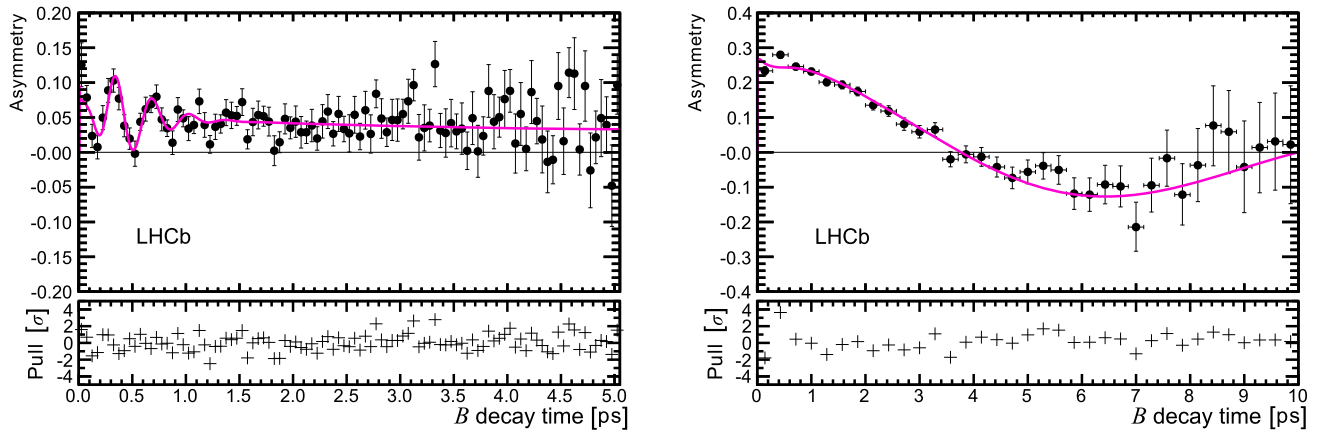


Fig. 7 Tagged (mixing) asymmetry, $(N_+ - N_-)/(N_+ + N_-)$, as a function of B decay time. The *left plot* shows the asymmetry for events for a region of $\pm 20 \text{ MeV } c^{-2}$ around the D_s^+ mass peak, and the *right plot* shows the corresponding asymmetry around the D^+ mass peak.

The *black points* show the data and the curves are projections of the fitted PDF. On the *left plot* the fast oscillations of B_s^0 are gradually washed out by the increasingly poor decay-time resolution

value of this correction taken as a systematic uncertainty. We fix $\Delta\Gamma_s$ using the result of a recent LHCb analysis [25], and $\Delta\Gamma_d$ is fixed to zero.

Only the signal mass shapes and the parameters of interest, Δm_s and Δm_d , are shared between the two subsamples in n , which are fitted simultaneously. The goodness of the

fit is verified with a local density method [26], which finds a p -value of 19.6 %.

6 Fit results and systematic uncertainties

Table 1 gives the fitted values for some important quantities. In principle the signal lifetimes are also measured, but these have very large systematic uncertainties and so no results are quoted. The systematic uncertainties on Δm_s and Δm_d are first discussed before the final results are given.

Several sources of systematic uncertainty on the main measured quantities, Δm_s and Δm_d , are considered, as summarized in Table 2. The majority of the systematic uncertainties are obtained from the data.

- The k -factor: the k -factor correction is a simulation-based method, and so differences between the simulation and reality that modify the visible and invisible momenta potentially invalidate the correction. Such differences could for example be in D^{**} branching fractions or

Table 1 A selection of fitted parameter values, for which statistical uncertainties only are given. The B_s^0 signal fraction includes contributions from any detached D_s^+ production. When the omitted fractions (of combinatorial background components) are included, the total fraction sums to unity within each n region separately

Quantity	Normalized mass region	
	Low- n	High- n
Fit fraction of:		
- B_s^0 signal	0.3247 ± 0.0029	0.3604 ± 0.0023
- B^0 signal	0.0781 ± 0.0017	0.0968 ± 0.0022
- prompt D_s^+	0.0410 ± 0.0026	0.0444 ± 0.0018
- prompt D^+	0.0196 ± 0.0018	0.0311 ± 0.0024
Mistag probability ω :		
- B_s^0 signal	0.347 ± 0.054	0.333 ± 0.021
- B^0 signal	0.3567 ± 0.0063	0.3319 ± 0.0065
Total candidates	368,965	225,880

Table 2 Sources of systematic uncertainty on Δm_s and Δm_d . “Simulation” implies a combination of full LHCb simulation and pseudo-experiment studies

Source of uncertainty	Method	Systematic uncertainty	
		Δm_s [ps ⁻¹]	Δm_d [ps ⁻¹]
k -factor	Simulation	0.06	0.0052
Detector alignment	Calibration	0.03	0.0008
Values of $\Delta\Gamma$	Data refit	n/a	0.0004
Model bias	Simulation	0.09	0.0055
Signal proper-time model	Data refit	0.09	0.007
Other models and binning	Data refit	0.05	0.001
B^+ (\mathcal{B} , efficiency, tagging)	Data refit	n/a	0.008
Total	Sum in quadrature	0.15	0.013

form factors. Large-scale pseudo-experiment studies are combined with full simulations to vary these underlying distributions within their uncertainties and examine biases produced on the fitted Δm values. Small relative uncertainties are found, 0.3 % for Δm_s and 1.0 % for Δm_d , representing the ultimate limit of this technique without further knowledge of the various sub-decays.

- Detector alignment: momentum scale, decay-length scale, and track position uncertainties arise from known alignment uncertainties and result in variations in reconstructed masses and lifetimes as functions of decay opening angle. These uncertainties have been studied using detector survey data and various control modes; they are well determined and small in comparison to the statistical uncertainties [27].
- Values of $\Delta\Gamma$: The quantities $\Delta\Gamma_d$ and $\Delta\Gamma_s$ are nominally constant in our fits. When they are varied, within ± 5 % for $\Delta\Gamma_d$ (chosen to well-cover the experimental range given the lack of information on its sign [1]) and within the known uncertainty on $\Delta\Gamma_s$ [25], our result is only marginally affected.
- Model bias: a correction has been made for the 1 % residual frequency bias seen in full simulation studies, as discussed in Sect. 4. This is taken directly from simulation and half of the correction is assigned a systematic uncertainty.
- Signal proper-time model: the fit is repeated with two different time-resolution models. (a) When the resolution is parameterized as a function of true rather than measured decay time, using full numerical convolution, a (0.09, 0.002) ps⁻¹ variation is seen in (Δm_s , Δm_d). (b) When a time-independent (average) resolution is used, a 0.001 ps⁻¹ variation is seen in Δm_d (this method is not applicable to the measurement of Δm_s due to many factors; crucially, within the time frame of any single B_s^0 oscillation the decay time resolution worsens by an appreciable fraction of the oscillation period, seen in Figs. 3 and 7). With other modifications to the signal model (resolutions and acceptances) a larger variation in Δm_d of 0.007 ps⁻¹ is found.

- Other models and binning: the order of the Chebychev polynomial is varied, Crystal Ball functions are used for the mass peak shapes, and the background parameterizations and the binning schemes are varied. Out of these modifications, the binning scheme has the largest effect. Resulting uncertainties of 0.05 ps^{-1} and 0.001 ps^{-1} are assigned to Δm_s and Δm_d , respectively.
- Assumptions on B^+ decays: The Δm_d measurement is sensitive to χ_d , the integrated mixing probability, which in turn is sensitive to the non-mixing B^+ -background. We hold constant several B^+ -background parameters in the baseline fit, determined from the full simulation. Many features of the B^+ background fit are varied to evaluate systematic variations, including the fraction, the lifetime, and the corrections for relative tagging performance. The largest uncertainty arises from tagging performance corrections and for this a 0.008 ps^{-1} uncertainty is assigned to Δm_d . It is possible to leave one or more of these parameters free during the fit, but the loss in statistical precision is prohibitive.

For cross-checks the data are split by LHCb magnet polarity and LHCb trigger strategies; no variations beyond the expected statistical fluctuations are observed.

We obtain

$$\Delta m_s = (17.93 \pm 0.22(\text{stat}) \pm 0.15(\text{syst})) \text{ ps}^{-1},$$

$$\Delta m_d = (0.503 \pm 0.011(\text{stat}) \pm 0.013(\text{syst})) \text{ ps}^{-1}.$$

To obtain a measure for the significance of the observed oscillations, the global likelihood minimum for the full fit

is compared with the likelihood of the hypotheses corresponding to the edges of our search window ($\Delta m = 0$ or $\Delta m \geq 50 \text{ ps}^{-1}$). Both would result in almost flat asymmetry curves (cf. Fig. 7) corresponding to no observed oscillations. We reject the null hypothesis of no oscillations by the equivalent of 5.8 standard deviations for B_s^0 oscillations and 13.0 standard deviations for B^0 oscillations.

7 Fourier analysis

The full fit as described above was performed in the time domain, but measurement of the mixing frequency can also be made directly in the frequency domain as a cross-check, using well-established Fourier transform techniques [28–30]. The cosine term in Eq. 3 has a different sign for the odd and even samples, where the lifetime, acceptance, and other features are shared; this simplifies the analysis in the frequency domain. Any Fourier components not arising from mixing are suppressed by subtracting the odd Fourier spectrum from the even spectrum and no parameterizations of the background shapes, signal shapes, or decay-time resolution are required, allowing a model-independent measurement of the mixing frequencies. We search for the Δm_s peak in the subtracted Fourier spectrum, shown in Fig. 8. Extensive fast simulation pseudo-experiments have shown that the value of Δm_s is obtained reliably and with a reasonable precision using this method; however Δm_d is heavily biased and has a large uncertainty, and so a result is not quoted. Since residual components of the Fourier spectrum are of much

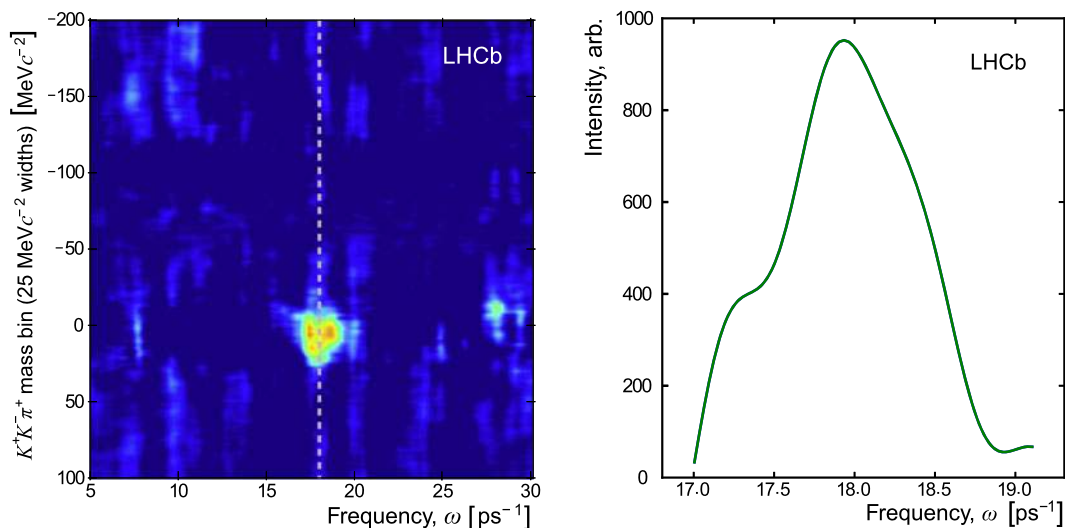


Fig. 8 Result of using Fourier transforms to search for the Δm_s -peak. The image on the left is constructed from bins of the $K^+K^-\pi^+$ mass which are $25 \text{ MeV } c^{-2}$ in width, analysed in steps of $5 \text{ MeV } c^{-2}$ such that a smooth image is produced. The colour scale (blue–green–yellow–red) is an arbitrary linear representation of the signal intensity;

dark blue is used for zero and below. The vertical dashed line is drawn at 18.0 ps^{-1} . The apparent double-peak structure is an artifact of this image. On the right a slice around the D_s^+ mass region shows only the peak as used to measure the central value and rms width

lower frequency than the Δm_s component, and several complete oscillation periods of Δm_s are observable, the search for a spectral peak is relatively free from complications. For Δm_d , however, the relatively low frequency is similar to that of many other features of the data, and only a single oscillation period is observed; therefore the determination of Δm_d is difficult with this simple model-independent approach.

Taking the spectrum for events in a $25 \text{ MeV } c^{-2}$ bin around the D_s^+ mass, we find a clear and separated peak (Fig. 8, right). The rms width of the peak is 0.4 ps^{-1} , around a peak value of 17.95 ps^{-1} ; the rms can be used as a model-independent proxy for the statistical uncertainty. To further evaluate the expected statistical fluctuation in the peak value, we perform a large set of fast simulation pseudo-experiments taking the result of the multivariate fit as a model for signal and background. The uncertainty found from the simulation studies is 0.32 ps^{-1} , slightly smaller than given by the rms. We report $\Delta m_s = (17.95 \pm 0.40(\text{rms}) \pm 0.11(\text{syst})) \text{ ps}^{-1}$, in order to be model-independent. Systematic uncertainties arise from the detector alignment and the k -factor correction method, common to both measurement techniques, as quantified previously in Sect. 6.

8 Conclusion

The mixing frequencies for neutral B mesons have been measured using flavour-specific semileptonic decays. To correct for the momentum lost to missing particles, a simulation-based kinematic correction, known as the k -factor, was adopted. Two techniques were used to measure the mixing frequencies: a multidimensional simultaneous fit to the $K^+K^-\pi^+$ mass distribution, the decay-time distribution, and tagging information; and a simple Fourier analysis. The results of the two methods were consistent, with the first method being more precise. We obtain

$$\Delta m_s = (17.93 \pm 0.22(\text{stat}) \pm 0.15(\text{syst})) \text{ ps}^{-1},$$

$$\Delta m_d = (0.503 \pm 0.011(\text{stat}) \pm 0.013(\text{syst})) \text{ ps}^{-1}.$$

We reject the hypothesis of no oscillations by 5.8 standard deviations for B_s^0 and 13.0 standard deviations for B^0 . This is the first observation of $B_s^0-\bar{B}_s^0$ mixing to be made using only semileptonic decays.

Acknowledgements We express our gratitude to our colleagues in the CERN accelerator departments for the excellent performance of the LHC. We thank the technical and administrative staff at the LHCb institutes. We acknowledge support from CERN and from the national agencies: CAPES, CNPq, FAPERJ and FINEP (Brazil); NSFC (China); CNRS/IN2P3 and Region Auvergne (France); BMBF, DFG, HGF and MPG (Germany); SFI (Ireland); INFN (Italy); FOM and NWO (The Netherlands); SCSR (Poland); MEN/IFA (Romania); MinES, Rosatom, RFBR and NRC ‘‘Kurchatov Institute’’ (Russia);

MinECo, XuntaGal and GENCAT (Spain); SNSF and SER (Switzerland); NAS Ukraine (Ukraine); STFC (United Kingdom); NSF (USA). We also acknowledge the support received from the ERC under FP7. The Tier1 computing centres are supported by IN2P3 (France), KIT and BMBF (Germany), INFN (Italy), NWO and SURF (The Netherlands), PIC (Spain), GridPP (United Kingdom). We are thankful for the computing resources put at our disposal by Yandex LLC (Russia), as well as to the communities behind the multiple open source software packages that we depend on.

Open Access This article is distributed under the terms of the Creative Commons Attribution License which permits any use, distribution, and reproduction in any medium, provided the original author(s) and the source are credited.

References

1. J. Beringer et al. (Particle Data Group), Review of particle physics. Phys. Rev. D **86**, 010001 (2012)
2. O. Schneider, (Particle Data Group), $B^0-\bar{B}^0$ mixing. Phys. Rev. D **86**, 010001 (2012)
3. H. Albrecht et al. (ARGUS Collaboration), Observation of $B^0-\bar{B}^0$ mixing. Phys. Lett. B **192**, 245 (1987)
4. A. Abulencia et al. (CDF Collaboration), Observation of $B_s^0-\bar{B}_s^0$ oscillations. Phys. Rev. Lett. **97**, 242003 (2006). [arXiv:hep-ex/0609040](https://arxiv.org/abs/hep-ex/0609040)
5. R. Aaij et al. (LHCb Collaboration), Precision measurement of the $B_s^0-\bar{B}_s^0$ oscillation frequency Δm_s in the decay $B_s^0 \rightarrow D_s^+\pi^-$. New J. Phys. **15**, 053021 (2013). [arXiv:1304.4741](https://arxiv.org/abs/1304.4741)
6. R. Aaij et al. (LHCb Collaboration), Opposite-side flavour tagging of B mesons at the LHCb experiment. Eur. Phys. J. C **72**, 2022 (2012). [arXiv:1202.4979](https://arxiv.org/abs/1202.4979)
7. R. Aaij et al. (LHCb Collaboration), Measurement of the $B^0-\bar{B}^0$ oscillation frequency Δm_d with the decays $B^0 \rightarrow D^-\pi^+$ and $B^0 \rightarrow J/\psi K^{*0}$. Phys. Lett. B **719**, 318 (2013). [arXiv:1210.6750](https://arxiv.org/abs/1210.6750)
8. A.A. Alves Jr. et al. (LHCb Collaboration), The LHCb detector at the LHC. J. Instrum. **3**, S08005 (2008)
9. M. Adinolfi et al., Performance of the LHCb RICH detector at the LHC. Eur. Phys. J. C **73**, 2431 (2013). [arXiv:1211.6759](https://arxiv.org/abs/1211.6759)
10. A.A. Alves Jr. et al., Performance of the LHCb muon system. J. Instrum. **8**, P02022 (2013). [arXiv:1211.1346](https://arxiv.org/abs/1211.1346)
11. R. Aaij et al., The LHCb trigger and its performance in 2011. J. Instrum. **8**, P04022 (2013). [arXiv:1211.3055](https://arxiv.org/abs/1211.3055)
12. T. Sjöstrand, S. Mrenna, P. Skands, PYTHIA 6.4 physics and manual. J. High Energy Phys. **05**, 026 (2006). [arXiv:hep-ph/0603175](https://arxiv.org/abs/hep-ph/0603175)
13. I. Belyaev et al., Handling of the generation of primary events in GAUSS, the LHCb simulation framework, in *Nuclear Science Symposium Conference Record (NSS/MIC)* (IEEE, New York, 2010), p. 1155
14. D.J. Lange, The EvtGen particle decay simulation package. Nucl. Instrum. Methods Phys. Res., Sect. A **462**, 152 (2001)
15. P. Golonka, Z. Was, PHOTOS Monte Carlo: a precision tool for QED corrections in Z and W decays. Eur. Phys. J. C **45**, 97 (2006). [arXiv:hep-ph/0506026](https://arxiv.org/abs/hep-ph/0506026)
16. J. Allison et al. (Geant4 Collaboration), Geant4 developments and applications. IEEE Trans. Nucl. Sci. **53**, 270 (2006)
17. S. Agostinelli et al. (Geant4 Collaboration), Geant4: a simulation toolkit. Nucl. Instrum. Methods Phys. Res., Sect. A **506**, 250 (2003)
18. M. Clemencic et al., The LHCb simulation application, GAUSS: design, evolution and experience. J. Phys. Conf. Ser. **331**, 032023 (2011)
19. M. Grabalosa, Flavour tagging developments within the LHCb experiment. CERN-THESIS-2012-075

20. N.T. Leonardo, Analysis of B_s flavor oscillations at CDF. FERMILAB-THESIS-2006-18, 2006
21. M.S. Anzelc, Study of mixing at the DØ detector at Fermilab using the semi-leptonic decay $B_s \rightarrow D_s \mu \nu X$. FERMILAB-THESIS-2008-07, 2008
22. T. Bird, Towards measuring B mixing in semileptonic decays at LHCb. CERN-THESIS-2011-184, 2011
23. R. Brun, F. Rademakers, ROOT—an object oriented data analysis framework, in *AIHENP'96 Workshop*, vol. 389, Lausanne, September (1996), pp. 81–86. doi:10.1016/S0168-9002(97)00048-X
24. W. Verkerke, D. Kirkby, The ROOFIT toolkit for data modeling, in *2003 Conference for Computing in High-Energy and Nuclear Physics (CHEP 03)*, La Jolla, California, USA, March (2003). arXiv:physics/0306116
25. R. Aaij et al. (LHCb Collaboration), Measurement of CP -violation and the B_s^0 -meson decay width difference with $B_s^0 \rightarrow J/\psi K^+ K^-$ and $B_s^0 \rightarrow J/\psi \pi^+ \pi^-$ decays. Phys. Rev. D **87**, 112010 (2013). arXiv:1304.2600
26. M. Williams, How good are your fits? Unbinned multivariate goodness-of-fit tests in high energy physics. J. Instrum. **5**, P09004 (2010). arXiv:1006.3019
27. J. Amoraal et al., Application of vertex and mass constraints in track-based alignment. Nucl. Instrum. Methods Phys. Res., Sect. A **712**, 48 (2013). arXiv:1207.4756
28. J.B.J. Fourier, Théorie analytique de la chaleur, Chez Firmin Didot, père et fils (1822)
29. S.D. Conte, C. de Boor, *Elementary Numerical Analysis* (McGraw Hill, New York, 1980)
30. H. Moser, A. Roussarie, Mathematical methods for B^0 anti- B^0 oscillation analyses. Nucl. Instrum. Methods Phys. Res., Sect. A **384**, 491 (1997)

The LHCb Collaboration

R. Aaij⁴⁰, B. Adeva³⁶, M. Adinolfi⁴⁵, C. Adrover⁶, A. Affolder⁵¹, Z. Ajaltouni⁵, J. Albrecht⁹, F. Alessio³⁷, M. Alexander⁵⁰, S. Ali⁴⁰, G. Alkhazov²⁹, P. Alvarez Cartelle³⁶, A.A. Alves Jr^{24,37}, S. Amato², S. Amerio²¹, Y. Amhis⁷, L. Anderlini^{17,f}, J. Anderson³⁹, R. Andreassen⁵⁶, J.E. Andrews⁵⁷, F. Andrianala³⁷, R.B. Appleby⁵³, O. Aquines Gutierrez¹⁰, F. Archilli¹⁸, A. Artamonov³⁴, M. Artuso⁵⁸, E. Aslanides⁶, G. Auriemma^{24,m}, M. Baalouch⁵, S. Bachmann¹¹, J.J. Back⁴⁷, C. Baesso^{59,t}, V. Balagura³⁰, W. Baldini¹⁶, R.J. Barlow⁵³, C. Barschel³⁷, S. Barsuk⁷, W. Barter⁴⁶, Th. Bauer⁴⁰, A. Bay³⁸, J. Beddow⁵⁰, F. Bedeschi²², I. Bediaga¹, S. Belogurov³⁰, K. Belous³⁴, I. Belyaev³⁰, E. Ben-Haim⁸, G. Bencivenni¹⁸, S. Benson⁴⁹, J. Benton⁴⁵, A. Berezchnoy³¹, R. Bernet³⁹, M.-O. Bettler⁴⁶, M. van Beuzekom⁴⁰, A. Bien¹¹, S. Bifani⁴⁴, T. Bird⁵³, A. Bizzeti^{17,h}, P.M. Bjørnstad⁵³, T. Blake³⁷, F. Blanc³⁸, J. Blouw¹¹, S. Blusk⁵⁸, V. Bocci²⁴, A. Bondar³³, N. Bondar²⁹, W. Bonivento¹⁵, S. Borghi⁵³, A. Borgia⁵⁸, T.J.V. Bowcock⁵¹, E. Bowen³⁹, C. Bozzi¹⁶, T. Brambach⁹, J. van den Brand⁴¹, J. Bressieux³⁸, D. Brett⁵³, M. Britsch¹⁰, T. Britton⁵⁸, N.H. Brook⁴⁵, H. Brown⁵¹, I. Burducea²⁸, A. Bursche³⁹, G. Busetto^{21,q}, J. Buytaert³⁷, S. Cadeddu¹⁵, O. Callot⁷, M. Calvi^{20,j}, M. Calvo Gomez^{35,n}, A. Camboni³⁵, P. Campana^{18,37}, D. Campora Perez³⁷, A. Carbone^{14,c}, G. Carboni^{23,k}, R. Cardinale^{19,i}, A. Cardini¹⁵, H. Carranza-Mejia⁴⁹, L. Carson⁵², K. Carvalho Akiba², G. Casse⁵¹, L. Castillo Garcia³⁷, M. Cattaneo³⁷, Ch. Cauet⁹, R. Cenci⁵⁷, M. Charles⁵⁴, Ph. Charpentier³⁷, P. Chen^{3,38}, N. Chiapolini³⁹, M. Chrzaszcz²⁵, K. Ciba³⁷, X. Cid Vidal³⁷, G. Ciezarek⁵², P.E.L. Clarke⁴⁹, M. Clemencic³⁷, H.V. Cliff⁴⁶, J. Closier³⁷, C. Coca²⁸, V. Coco⁴⁰, J. Cogan⁶, E. Cogneras⁵, P. Collins³⁷, A. Comerma-Montells³⁵, A. Contu^{15,37}, A. Cook⁴⁵, M. Coombes⁴⁵, S. Coquereau⁸, G. Corti³⁷, B. Couturier³⁷, G.A. Cowan⁴⁹, D.C. Craik⁴⁷, S. Culliffe⁵², R. Currie⁴⁹, C. D'Ambrosio³⁷, P. David⁸, P.N.Y. David⁴⁰, A. Davis⁵⁶, I. De Bonis⁴, K. De Bruyn⁴⁰, S. De Capua⁵³, M. De Cian¹¹, J.M. De Miranda¹, L. De Paula², W. De Silva⁵⁶, P. De Simone¹⁸, D. Decamp⁴, M. Deckenhoff⁹, L. Del Buono⁸, N. Déleage⁴, D. Derkach⁵⁴, O. Deschamps⁵, F. Dettori⁴¹, A. Di Canto¹¹, H. Dijkstra³⁷, M. Dogaru²⁸, S. Donleavy⁵¹, F. Dordei¹¹, A. Dosil Suárez³⁶, D. Dossett⁴⁷, A. Dovbnya⁴², F. Dupertuis³⁸, P. Durante³⁷, R. Dzhelyadin³⁴, A. Dziurda²⁵, A. Dzyuba²⁹, S. Easo⁴⁸, U. Egede⁵², V. Egorychev³⁰, S. Eidelman³³, D. van Eijk⁴⁰, S. Eisenhardt⁴⁹, U. Eitschberger⁹, R. Ekelhof⁹, L. Eklund^{50,37}, I. El Rifai⁵, Ch. Elsasser³⁹, A. Falabella^{14,e}, C. Färber¹¹, G. Fardell⁴⁹, C. Farinelli⁴⁰, S. Farry⁵¹, D. Ferguson⁴⁹, V. Fernandez Albor³⁶, F. Ferreira Rodrigues¹, M. Ferro-Luzzi³⁷, S. Filippov³², M. Fiore¹⁶, C. Fitzpatrick³⁷, M. Fontana¹⁰, F. Fontanelli^{19,i}, R. Forty³⁷, O. Francisco², M. Frank³⁷, C. Frei³⁷, M. Frosini^{17,f}, S. Furcas²⁰, E. Furfaro^{23,k}, A. Gallas Torreira³⁶, D. Galli^{14,c}, M. Gandelman², P. Gandini⁵⁸, Y. Gao³, J. Garofoli⁵⁸, P. Garosi⁵³, J. Garra Tico⁴⁶, L. Garido³⁵, C. Gaspar³⁷, R. Gauld⁵⁴, E. Gersabeck¹¹, M. Gersabeck⁵³, T. Gershon^{47,37}, Ph. Ghez⁴, V. Gibson⁴⁶, L. Giubega²⁸, V.V. Gligorov³⁷, C. Göbel^{59,t}, D. Golubkov³⁰, A. Golutvin^{52,30,37}, A. Gomes², P. Gorbounov^{30,37}, H. Gordon³⁷, C. Gotti²⁰, M. Grabalosa Gándara⁵, R. Graciani Diaz³⁵, L.A. Granado Cardoso³⁷, E. Graugés³⁵, G. Graziani¹⁷, A. Grecu²⁸, E. Greening⁵⁴, S. Gregson⁴⁶, P. Griffith⁴⁴, O. Grünberg^{60,u}, B. Gui⁵⁸, E. Gushchin³², Yu. Guz^{34,37}, T. Gys³⁷, C. Hadjivasiliou²⁸, G. Haefeli³⁸, C. Haen³⁷, S.C. Haines⁴⁶, S. Hall⁵², B. Hamilton⁵⁷, T. Hampson⁴⁵, S. Hansmann-Menzemer¹¹, N. Harnew⁵⁴, S.T. Harnew⁴⁵, J. Harrison⁵³, T. Hartmann^{60,u}, J. He³⁷, T. Head³⁷, V. Heijne⁴⁰, K. Hennessy⁵¹, P. Henrard⁵, J.A. Hernando Morata³⁶, E. van Herwijnen³⁷, M. Hess^{60,u}, A. Hicheur¹, E. Hicks⁵¹, D. Hill⁵⁴, M. Hoballah⁵, C. Hombach⁵³, P. Hopchev⁴,

W. Hulsbergen⁴⁰, P. Hunt⁵⁴, T. Huse⁵¹, N. Hussain⁵⁴, D. Hutchcroft⁵¹, D. Hynds⁵⁰, V. Iakovenko⁴³, M. Idzik²⁶, P. Ilten¹², R. Jacobsson³⁷, A. Jaeger¹¹, E. Jans⁴⁰, P. Jatou³⁸, A. Jawahery⁵⁷, F. Jing³, M. John⁵⁴, D. Johnson⁵⁴, C.R. Jones⁴⁶, C. Joram³⁷, B. Jost³⁷, M. Kabbalo⁹, S. Kandybei⁴², W. Kanso⁶, M. Karacson³⁷, T.M. Karbach³⁷, I.R. Kenyon⁴⁴, T. Ketel⁴¹, A. Keune³⁸, B. Khanji²⁰, O. Kochebina⁷, I. Komarov³⁸, R.F. Koopman⁴¹, P. Koppenburg⁴⁰, M. Korolev³¹, A. Kozlinskiy⁴⁰, L. Kravchuk³², K. Kreplin¹¹, M. Krepis⁴⁷, G. Krocker¹¹, P. Krokovny³³, F. Kruse⁹, M. Kucharczyk^{20,25,j}, V. Kudryavtsev³³, K. Kurek²⁷, T. Kvaratskheliya^{30,37}, V.N. La Thi³⁸, D. Lacarrere³⁷, G. Lafferty⁵³, A. Lai¹⁵, D. Lambert⁴⁹, R.W. Lambert⁴¹, E. Lanciotti³⁷, G. Lanfranchi¹⁸, C. Langenbruch³⁷, T. Latham⁴⁷, C. Lazzeroni⁴⁴, R. Le Gac⁶, J. van Leerdam⁴⁰, J.-P. Lees⁴, R. Lefèvre⁵, A. Leflat³¹, J. Lefrançois⁷, S. Leo²², O. Leroy⁶, T. Lesiak²⁵, B. Leverington¹¹, Y. Li³, L. Li Gioi⁵, M. Liles⁵¹, R. Lindner³⁷, C. Linn¹¹, B. Liu³, G. Liu³⁷, S. Lohn³⁷, I. Longstaff⁵⁰, J.H. Lopes², N. Lopez-March³⁸, H. Lu³, D. Lucchesi^{21,q}, J. Luisier³⁸, H. Luo⁴⁹, F. Machefert⁷, I.V. Machikhiliyan^{4,30}, F. Maciuc²⁸, O. Maev^{29,37}, S. Malde⁵⁴, G. Manca^{15,d}, G. Mancinelli⁶, J. Maratas⁵, U. Marconi¹⁴, P. Marino^{22,s}, R. Märki³⁸, J. Marks¹¹, G. Martellotti²⁴, A. Martens⁸, A. Martín Sánchez⁷, M. Martinelli⁴⁰, D. Martinez Santos⁴¹, D. Martins Tostes², A. Martynov³¹, A. Massafferri¹, R. Matev³⁷, Z. Mathe³⁷, C. Matteuzzi²⁰, E. Maurice⁶, A. Mazurov^{16,32,37,e}, J. McCarthy⁴⁴, A. McNab⁵³, R. McNulty¹², B. McKelley⁵¹, B. Meadows^{56,54}, F. Meier⁹, M. Meissner¹¹, M. Merk⁴⁰, D.A. Milanese⁸, M.-N. Minard⁴, J. Molina Rodriguez^{59,t}, S. Monteil⁵, D. Moran⁵³, P. Morawski²⁵, A. Mordà⁶, M.J. Morello^{22,s}, R. Mountain⁵⁸, I. Mous⁴⁰, F. Muheim⁴⁹, K. Müller³⁹, R. Muresan²⁸, B. Muryn²⁶, B. Muster³⁸, P. Naik⁴⁵, T. Nakada³⁸, R. Nandakumar⁴⁸, I. Nasteva¹, M. Needham⁴⁹, S. Neubert³⁷, N. Neufeld³⁷, A.D. Nguyen³⁸, T.D. Nguyen³⁸, C. Nguyen-Mau^{38,o}, M. Nicol⁷, V. Niess⁵, R. Niet⁹, N. Nikitin³¹, T. Nikodem¹¹, A. Nomerotski⁵⁴, A. Novoselov³⁴, A. Oblakowska-Mucha²⁶, V. Obraztsov³⁴, S. Oggero⁴⁰, S. Ogilvy⁵⁰, O. Okhrimenko⁴³, R. Oldeman^{15,d}, M. Orlandea²⁸, J.M. Otalora Goicochea², P. Owen⁵², A. Oyanguren³⁵, B.K. Pal⁵⁸, A. Palano^{13,b}, T. Palczewski²⁷, M. Palutan¹⁸, J. Panman³⁷, A. Papanestis⁴⁸, M. Pappagallo⁵⁰, C. Parkes⁵³, C.J. Parkinson⁵², G. Passaleva¹⁷, G.D. Patel⁵¹, M. Patel⁵², G.N. Patrick⁴⁸, C. Patrignani^{19,i}, C. Pavel-Nicorescu²⁸, A. Pazos Alvarez³⁶, A. Pellegrino⁴⁰, G. Penso^{24,l}, M. Pepe Altarelli³⁷, S. Perazzini^{14,c}, E. Perez Trigo³⁶, A. Pérez-Calero Yzquierdo³⁵, P. Perret⁵, M. Perrin-Terrin⁶, L. Pescatore⁴⁴, E. Pesen^{61,v}, K. Petridis⁵², A. Petrolini^{19,i}, A. Phan⁵⁸, E. Picatoste Olloqui³⁵, B. Pietrzyk⁴, T. Pilar⁴⁷, D. Pinci²⁴, S. Playfer⁴⁹, M. Plo Casasus³⁶, F. Polci⁸, G. Polok²⁵, A. Poluektov^{47,33}, E. Polcarpo², A. Popov³⁴, D. Popov¹⁰, B. Popovici²⁸, C. Potterat³⁵, A. Powell⁵⁴, J. Prisciandaro³⁸, A. Pritchard⁵¹, C. Prouve⁷, V. Pugatch⁴³, A. Puig Navarro³⁸, G. Punzi^{22,r}, W. Qian⁴, J.H. Rademacker⁴⁵, B. Rakotomiamanana³⁸, M.S. Rangel², I. Raniuk⁴², N. Rauschmayr³⁷, G. Raven⁴¹, S. Redford⁵⁴, M.M. Reid⁴⁷, A.C. dos Reis¹, S. Ricciardi⁴⁸, A. Richards⁵², K. Rinnert⁵¹, V. Rives Molina³⁵, D.A. Roa Romero⁵, P. Robbe⁷, D.A. Roberts⁵⁷, E. Rodrigues⁵³, P. Rodriguez Perez³⁶, S. Roiser³⁷, V. Romanovsky³⁴, A. Romero Vidal³⁶, J. Rouvinet³⁸, T. Ruf³⁷, F. Ruffini²², H. Ruiz³⁵, P. Ruiz Valls³⁵, G. Sabatino^{24,k}, J.J. Saborido Silva³⁶, N. Sagidova²⁹, P. Sail⁵⁰, B. Saitta^{15,d}, V. Salustino Guimaraes², B. Sanmartin Sedes³⁶, M. Sannino^{19,i}, R. Santacesaria²⁴, C. Santamarina Rios³⁶, E. Santovetti^{23,k}, M. Sapunov⁶, A. Sarti^{18,l}, C. Satriano^{24,m}, A. Satta²³, M. Savrie^{16,e}, D. Savrina^{30,31}, P. Schaack⁵², M. Schiller⁴¹, H. Schindler³⁷, M. Schlupp⁹, M. Schmelling¹⁰, B. Schmidt³⁷, O. Schneider³⁸, A. Schopper³⁷, M.-H. Schune⁷, R. Schwemmer³⁷, B. Sciascia¹⁸, A. Sciubba²⁴, M. Seco³⁶, A. Semennikov³⁰, K. Senderowska²⁶, I. Sepp⁵², N. Serra³⁹, J. Serrano⁶, P. Seyfert¹¹, M. Shapkin³⁴, I. Shapoval^{16,42}, P. Shatalov³⁰, Y. Shcheglov²⁹, T. Shears^{51,37}, L. Shekhtman³³, O. Shevchenko⁴², V. Shevchenko³⁰, A. Shires⁹, R. Silva Coutinho⁴⁷, M. Sirendi⁴⁶, T. Skwarnicki⁵⁸, N.A. Smith⁵¹, E. Smith^{54,48}, J. Smith⁴⁶, M. Smith⁵³, M.D. Sokoloff⁵⁶, F.J.P. Soler⁵⁰, F. Soomro³⁸, D. Souza⁴⁵, B. Souza De Paula², B. Spaan⁹, A. Sparkes⁴⁹, P. Spradlin⁵⁰, F. Stagni³⁷, S. Stahl¹¹, O. Steinkamp³⁹, S. Stevenson⁵⁴, S. Stoica²⁸, S. Stone⁵⁸, B. Storaci³⁹, M. Straticiu²⁸, U. Straumann³⁹, V.K. Subbiah³⁷, L. Sun⁵⁶, S. Swientek⁹, V. Syropoulos⁴¹, M. Szczekowski²⁷, P. Szczypka^{38,37}, T. Szumlak²⁶, S. T'Jampens⁴, M. Teklishyn⁷, E. Teodorescu²⁸, F. Teubert³⁷, C. Thomas⁵⁴, E. Thomas³⁷, J. van Tilburg¹¹, V. Tisserand⁴, M. Tobin³⁸, S. Tolk⁴¹, D. Tonelli³⁷, S. Topp-Joergensen⁵⁴, N. Tori⁵⁴, E. Tournefier^{4,52}, S. Tourneur³⁸, M.T. Tran³⁸, M. Tresch³⁹, A. Tsaregorodtsev⁶, P. Tsopelas⁴⁰, N. Tuning⁴⁰, M. Ubeda Garcia³⁷, A. Ukleja²⁷, D. Urner⁵³, A. Ustyuzhanin^{52,p}, U. Uwer¹¹, V. Vagnoni¹⁴, G. Valenti¹⁴, A. Vallier⁷, M. Van Dijk⁴⁵, R. Vazquez Gomez¹⁸, P. Vazquez Regueiro³⁶, C. Vázquez Sierra³⁶, S. Vecchi¹⁶, J.J. Velthuis⁴⁵, M. Veltri^{17,g}, G. Veneziano³⁸, K. Vervink³⁷, M. Vesterinen³⁷, B. Viaud⁷, D. Vieira², X. Vilasis-Cardona^{35,n}, A. Vollhardt³⁹, D. Volynskyy¹⁰, D. Voong⁴⁵, A. Vorobyev²⁹, V. Vorobyev³³, C. Voß^{60,u}, H. Voss¹⁰, R. Waldi^{60,u}, C. Wallace⁴⁷, R. Wallace¹², S. Wandernoth¹¹, J. Wang⁵⁸, D.R. Ward⁴⁶, N.K. Watson⁴⁴, A.D. Webber⁵³, D. Websdale⁵², M. Whitehead⁴⁷, J. Wicht³⁷, J. Wiechczynski²⁵, D. Wiedner¹¹, L. Wiggers⁴⁰, G. Wilkinson⁵⁴, M.P. Williams^{47,48}, M. Williams⁵⁵, F.F. Wilson⁴⁸, J. Wimberley⁵⁷, J. Wishahi⁹, W. Wislicki²⁷, M. Witek²⁵, S.A. Wotton⁴⁶, S. Wright⁴⁶, S. Wu³, K. Wyllie³⁷, Y. Xie^{49,37}, Z. Xing⁵⁸, Z. Yang³, R. Young⁴⁹, X. Yuan³, O. Yushchenko³⁴, M. Zangoli¹⁴, M. Zavertyaev^{10,a}, F. Zhang³, L. Zhang⁵⁸, W.C. Zhang¹², Y. Zhang³, A. Zhelezov¹¹, A. Zhokhov³⁰, L. Zhong³, A. Zvyagin³⁷

¹Centro Brasileiro de Pesquisas Físicas (CBPF), Rio de Janeiro, Brazil

²Universidade Federal do Rio de Janeiro (UFRJ), Rio de Janeiro, Brazil

- ³Center for High Energy Physics, Tsinghua University, Beijing, China
- ⁴LAPP, Université de Savoie, CNRS/IN2P3, Annecy-Le-Vieux, France
- ⁵Clermont Université, Université Blaise Pascal, CNRS/IN2P3, LPC, Clermont-Ferrand, France
- ⁶CPPM, Aix-Marseille Université, CNRS/IN2P3, Marseille, France
- ⁷LAL, Université Paris-Sud, CNRS/IN2P3, Orsay, France
- ⁸LPNHE, Université Pierre et Marie Curie, Université Paris Diderot, CNRS/IN2P3, Paris, France
- ⁹Fakultät Physik, Technische Universität Dortmund, Dortmund, Germany
- ¹⁰Max-Planck-Institut für Kernphysik (MPIK), Heidelberg, Germany
- ¹¹Physikalisches Institut, Ruprecht-Karls-Universität Heidelberg, Heidelberg, Germany
- ¹²School of Physics, University College Dublin, Dublin, Ireland
- ¹³Sezione INFN di Bari, Bari, Italy
- ¹⁴Sezione INFN di Bologna, Bologna, Italy
- ¹⁵Sezione INFN di Cagliari, Cagliari, Italy
- ¹⁶Sezione INFN di Ferrara, Ferrara, Italy
- ¹⁷Sezione INFN di Firenze, Firenze, Italy
- ¹⁸Laboratori Nazionali dell'INFN di Frascati, Frascati, Italy
- ¹⁹Sezione INFN di Genova, Genova, Italy
- ²⁰Sezione INFN di Milano Bicocca, Milano, Italy
- ²¹Sezione INFN di Padova, Padova, Italy
- ²²Sezione INFN di Pisa, Pisa, Italy
- ²³Sezione INFN di Roma Tor Vergata, Roma, Italy
- ²⁴Sezione INFN di Roma La Sapienza, Roma, Italy
- ²⁵Henryk Niewodniczanski Institute of Nuclear Physics Polish Academy of Sciences, Kraków, Poland
- ²⁶AGH - University of Science and Technology, Faculty of Physics and Applied Computer Science, Kraków, Poland
- ²⁷National Center for Nuclear Research (NCBJ), Warsaw, Poland
- ²⁸Horia Hulubei National Institute of Physics and Nuclear Engineering, Bucharest-Magurele, Romania
- ²⁹Petersburg Nuclear Physics Institute (PNPI), Gatchina, Russia
- ³⁰Institute of Theoretical and Experimental Physics (ITEP), Moscow, Russia
- ³¹Institute of Nuclear Physics, Moscow State University (SINP MSU), Moscow, Russia
- ³²Institute for Nuclear Research of the Russian Academy of Sciences (INR RAN), Moscow, Russia
- ³³Budker Institute of Nuclear Physics (SB RAS) and Novosibirsk State University, Novosibirsk, Russia
- ³⁴Institute for High Energy Physics (IHEP), Protvino, Russia
- ³⁵Universitat de Barcelona, Barcelona, Spain
- ³⁶Universidad de Santiago de Compostela, Santiago de Compostela, Spain
- ³⁷European Organization for Nuclear Research (CERN), Geneva, Switzerland
- ³⁸Ecole Polytechnique Fédérale de Lausanne (EPFL), Lausanne, Switzerland
- ³⁹Physik-Institut, Universität Zürich, Zürich, Switzerland
- ⁴⁰Nikhef National Institute for Subatomic Physics, Amsterdam, The Netherlands
- ⁴¹Nikhef National Institute for Subatomic Physics and VU University Amsterdam, Amsterdam, The Netherlands
- ⁴²NSC Kharkiv Institute of Physics and Technology (NSC KIPT), Kharkiv, Ukraine
- ⁴³Institute for Nuclear Research of the National Academy of Sciences (KINR), Kyiv, Ukraine
- ⁴⁴University of Birmingham, Birmingham, United Kingdom
- ⁴⁵H.H. Wills Physics Laboratory, University of Bristol, Bristol, United Kingdom
- ⁴⁶Cavendish Laboratory, University of Cambridge, Cambridge, United Kingdom
- ⁴⁷Department of Physics, University of Warwick, Coventry, United Kingdom
- ⁴⁸STFC Rutherford Appleton Laboratory, Didcot, United Kingdom
- ⁴⁹School of Physics and Astronomy, University of Edinburgh, Edinburgh, United Kingdom
- ⁵⁰School of Physics and Astronomy, University of Glasgow, Glasgow, United Kingdom
- ⁵¹Oliver Lodge Laboratory, University of Liverpool, Liverpool, United Kingdom
- ⁵²Imperial College London, London, United Kingdom
- ⁵³School of Physics and Astronomy, University of Manchester, Manchester, United Kingdom
- ⁵⁴Department of Physics, University of Oxford, Oxford, United Kingdom
- ⁵⁵Massachusetts Institute of Technology, Cambridge, MA, United States

⁵⁶University of Cincinnati, Cincinnati, OH, United States

⁵⁷University of Maryland, College Park, MD, United States

⁵⁸Syracuse University, Syracuse, NY, United States

⁵⁹Pontifícia Universidade Católica do Rio de Janeiro (PUC-Rio), Rio de Janeiro, Brazil

⁶⁰Institut für Physik, Universität Rostock, Rostock, Germany

⁶¹Celal Bayar University, Manisa, Turkey

^aP.N. Lebedev Physical Institute, Russian Academy of Science (LPI RAS), Moscow, Russia

^bUniversità di Bari, Bari, Italy

^cUniversità di Bologna, Bologna, Italy

^dUniversità di Cagliari, Cagliari, Italy

^eUniversità di Ferrara, Ferrara, Italy

^fUniversità di Firenze, Firenze, Italy

^gUniversità di Urbino, Urbino, Italy

^hUniversità di Modena e Reggio Emilia, Modena, Italy

ⁱUniversità di Genova, Genova, Italy

^jUniversità di Milano Bicocca, Milano, Italy

^kUniversità di Roma Tor Vergata, Roma, Italy

^lUniversità di Roma La Sapienza, Roma, Italy

^mUniversità della Basilicata, Potenza, Italy

ⁿLIFAELS, La Salle, Universitat Ramon Llull, Barcelona, Spain

^oHanoi University of Science, Hanoi, Viet Nam

^pInstitute of Physics and Technology, Moscow, Russia

^qUniversità di Padova, Padova, Italy

^rUniversità di Pisa, Pisa, Italy

^sScuola Normale Superiore, Pisa, Italy

^tAssociated to Universidade Federal do Rio de Janeiro (UFRJ), Rio de Janeiro, Brazil

^uAssociated to Physikalisches Institut, Ruprecht-Karls-Universität Heidelberg, Heidelberg, Germany

^vAssociated to European Organization for Nuclear Research (CERN), Geneva, Switzerland