








Observation of magnetic Feshbach resonances between Cs and ^{173}Yb Tobias Franzen ^{1,*}, Alexander Guttridge ^{1,*}, Kali E. Wilson ^{1,2,*}, Jack Segal ¹, Matthew D. Frye ³,
Jeremy M. Hutson ^{3,†} and Simon L. Cornish ^{1,‡}¹Joint Quantum Centre (JQC) Durham-Newcastle, Department of Physics,
Durham University, South Road, Durham DH1 3LE, United Kingdom²Department of Physics, SUPA, University of Strathclyde, Glasgow G4 0NG, United Kingdom³Joint Quantum Centre (JQC) Durham-Newcastle, Department of Chemistry,
Durham University, South Road, Durham DH1 3LE, United Kingdom

(Received 12 August 2022; accepted 19 September 2022; published 31 October 2022)

We report the observation of magnetic Feshbach resonances between ^{173}Yb and ^{133}Cs . In a mixture of Cs atoms prepared in the ($f = 3, m_f = 3$) state and unpolarized fermionic ^{173}Yb , we observe resonant atom loss due to two sets of magnetic Feshbach resonances around 622 and 702 G. Resonances for individual Yb nuclear spin components $m_{i,\text{Yb}}$ are split by its interaction with the Cs electronic spin, which also provides the main coupling mechanism for the observed resonances. The observed splittings and relative resonance strengths are in good agreement with theoretical predictions from coupled-channel calculations.

DOI: [10.1103/PhysRevResearch.4.043072](https://doi.org/10.1103/PhysRevResearch.4.043072)

I. INTRODUCTION

Magnetic Feshbach resonances are an essential tool for controlling the effective contact interactions between atoms and molecules. Their application in the field of ultracold gases has led to many exciting discoveries [1]. The exquisite control of atomic interactions offered by Feshbach resonances has been instrumental in studies of three-body physics [2,3], the BEC-BCS crossover in Fermi gases [4,5], and the creation of quantum droplets [6–9]. They also allow the formation of ultracold molecules by magnetoassociation [10,11], where the magnetic field is adiabatically ramped across a Feshbach resonance to create a weakly bound molecule. The Feshbach molecules formed in this process can then be transferred to their absolute ground states by stimulated Raman adiabatic passage [12]. This protocol for molecule formation has been widely employed for molecules formed from two alkali atoms [13–24].

Recently, there has been much interest in atomic mixtures composed of alkali-metal and closed-shell atoms [25–33]. The contrasting electronic structures of the constituent atoms offer opportunities to perform species-specific manipulations through application of optical or magnetic fields. The ability to perform low-cross-talk, species-specific manipulations on these mixtures will allow studies of impurity physics and

topological superfluids in mixed dimensions [34–36] and enhance studies of collective dynamics [37–41] as well as vortex interactions in quantum mixtures [42,43]. Such mixtures also offer an avenue for the creation of $^2\Sigma$ molecules which, due to an unpaired electron spin, exhibit a magnetic dipole moment. The presence of a magnetic dipole moment, in addition to an electric dipole moment, provides an extra degree of tunability to the system and will allow simulation of a greater variety of spin Hamiltonians [44] and exploration of new quantum phases [45]. In addition, these molecules offer further prospects for controllable quantum chemistry [46,47] and quantum computation [48,49].

In order for alkali-closed-shell mixtures to realize their full potential, a magnetic Feshbach resonance must be observed between the constituent atoms of the mixture. The observation of Feshbach resonances and the formation to form $^2\Sigma$ molecules using these mixtures is challenging, however, because of the narrow expected widths of the Feshbach resonances. The absence of electronic spin in the 1S ground state of the closed-shell atom removes the strong couplings which produce the wide resonances present in bi-alkali systems. Narrow resonances are predicted to occur in alkali-closed-shell mixtures, either through modification of the hyperfine coupling of the alkali atom caused by the closed-shell atom at short range [50,51] or by interaction between the electron spin of the alkali atom and the closed-shell atom [52]. These narrow resonances have been experimentally observed, first in Rb+Sr [53] and later in Li+Yb [54]. However, magnetoassociation of $^2\Sigma$ molecules by sweeping the magnetic field across these resonances is yet to be achieved.

Yang *et al.* [55] recently carried out a theoretical investigation of Feshbach resonances in Cs+Yb. They made specific predictions of resonance positions and widths for all stable isotopes of Yb. The resonance positions are based on a ground-state electronic potential determined principally from

*These authors contributed equally to this work.

†j.m.hutson@durham.ac.uk

‡s.l.cornish@durham.ac.uk

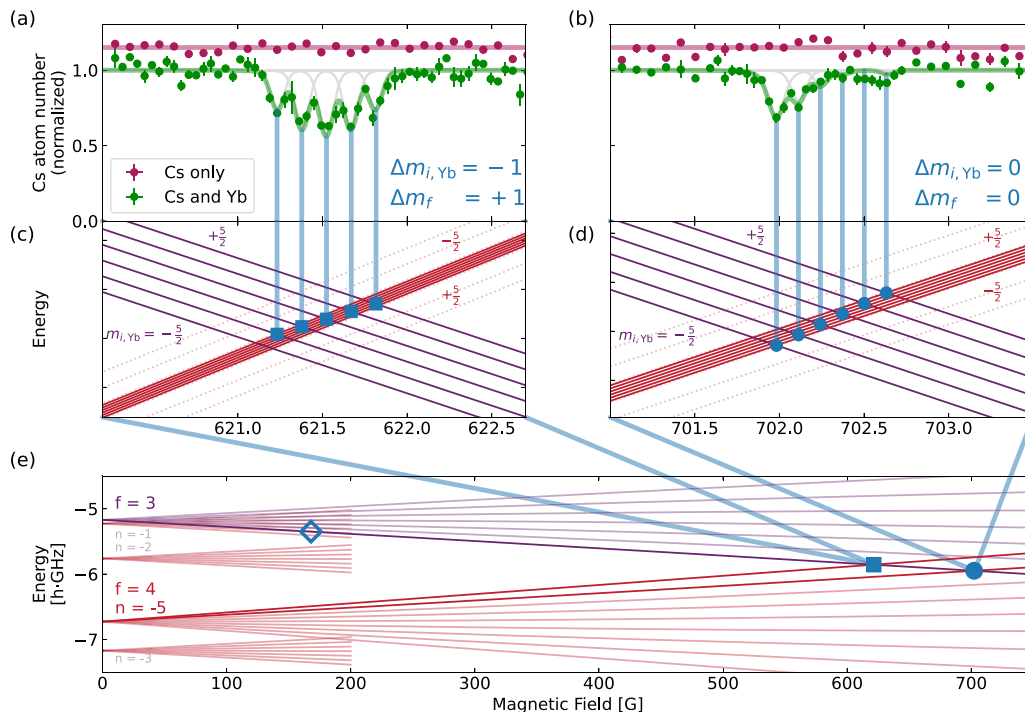


FIG. 1. Origin and detection of Feshbach resonances for Cs+¹⁷³Yb. (a),(b) Relative number of Cs atoms remaining after holding for 1 s at a variable magnetic field. Green (red) points show measurements performed with (without) ¹⁷³Yb in the dipole trap. The normalized Cs number in the absence of ¹⁷³Yb is offset for clarity. Solid lines are fitted sums of Voigt profiles, with the individual components shown in gray. (c),(d) Level crossings giving rise to the detected resonances for the individual spin states labeled by $m_{i,Yb}$. Symbols indicate crossings fulfilling $\Delta m_{i,Yb} = -\Delta m_f$. Faint dotted lines show the bound states without the shifts induced by mechanism II, in which case all resonances would occur at the same field. The vertical scale is $h \times 4$ MHz. (e) Relevant thresholds (purple lines) and bound-state energies (red lines) over the experimentally accessible field range. Vibrational levels that do not give rise to an observed resonance are truncated to low fields for clarity. Structure due to different values of $m_{i,Yb}$ is not visible on the scale of (e).

the binding energies of near-threshold molecular states, measured by two-photon photoassociation spectroscopy [56]. In Cs+Yb, the seven stable isotopes of Yb and the large mass of Cs allow significant tuning of the atom-pair reduced mass by using different Yb isotopes. Coupled with the different spin statistics of the Yb isotopes (five spin-zero bosons and two fermions), this leads to a wide variety of Feshbach resonances with different properties. Notably, the Bose-Fermi pairings of Cs+¹⁷³Yb and Cs+¹⁷¹Yb possess the densest Feshbach spectrum and the widest resonances. These resonances are mostly due to coupling mechanisms that arise from the nonzero nuclear spin of the fermionic Yb isotopes. Unfortunately, the preparation of mixtures of Cs and ¹⁷¹Yb is difficult due to the small *intraspecies* scattering length of ¹⁷¹Yb ($a_{Yb} = -3 a_0$) [57]. This necessitates sympathetic cooling of ¹⁷¹Yb using another species, which is not compatible with our current protocol for the preparation of Cs+Yb mixtures [58]. We therefore focus on the experimentally more accessible combination of Cs+¹⁷³Yb.

In this paper, we report the observation of magnetic Feshbach resonances between Cs and Yb atoms. We prepare a mixture of Cs and ¹⁷³Yb with high phase-space density and then perform atom loss spectroscopy to observe a magnetic Feshbach resonance. The paper is organized as follows: In Sec. II, we briefly introduce the underlying theory. In Sec. III, we describe our experimental procedure for preparing an ultracold mixture of Cs and ¹⁷³Yb and performing Feshbach

spectroscopy. In Sec. IV, we use these methods to detect two sets of Feshbach resonances and confirm theoretical predictions of the distance-dependent hyperfine coupling by measuring their splitting.

II. FESHBACH RESONANCES BETWEEN Cs AND ¹⁷³Yb

The general structure of the near-threshold energy levels predicted for Cs¹⁷³Yb [55] is shown in Fig. 1. Each threshold of Cs, labeled by total spin f and projection m_f onto the axis of the field, supports near-threshold bound states labeled by vibrational quantum number n , where $n = -1$ is the least-bound state for partial wave $L = 0$. The feature most relevant for the present work is the set of bound states with $n = -5$ supported by the Cs hyperfine thresholds with $f = 4$. At zero field, these states lie about 1.56 GHz below the thresholds for $f = 3$. For ¹⁷³Yb, both bound states and thresholds are further split into components labeled by $m_{i,Yb}$, the projection of the ¹⁷³Yb nuclear spin $i_{Yb} = 5/2$.

There are three different mechanisms that provide coupling between the bound states and the thresholds they cross. First, the Cs nuclear hyperfine coupling constant ζ_{Cs} is modified by a quantity $\Delta\zeta_{Cs}(R)$ when a Yb atom approaches to a distance R [50]; this is referred to as mechanism I and provides couplings between bound states and thresholds with the selection rule $\Delta m_f = 0$. Secondly, the Yb atom experiences a hyperfine coupling $\Delta\zeta_{Yb}(R)$ due to the transfer of part of the electronic

spin of Cs onto the Yb atom [52]; this is referred to as mechanism II and provides couplings between bound states and thresholds with the selection rule $\Delta m_f = 0, \pm 1$. Mechanism III, due to tensor hyperfine couplings [53], is not important for the present work.

III. EXPERIMENTAL SETUP

In our setup, we detect magnetic Feshbach resonances between Cs and ^{173}Yb through enhanced loss of Cs atoms. In order to observe Feshbach resonances using this technique, we must first prepare an ultracold mixture of Cs and ^{173}Yb . Our experimental methods for preparing ultracold mixtures of Cs and Yb are detailed in earlier works [30,56,58–62]. As in our previous investigations of Cs+Yb photoassociation [56,62], the experiments reported here are performed in thermal mixtures. However, the addition of a bichromatic optical dipole trap (BODT), as reported in Ref. [58], results in improved control over the overlap of the two species.

The BODT is formed of three beams with two different wavelengths. A single 532 nm beam with beam waist $50(3) \mu\text{m}$ copropagates with a 1070 nm beam with a $33(3) \mu\text{m}$ beam waist. Another 1070 nm beam of waist $72(4) \mu\text{m}$ crosses the 532 nm and 1070 nm beams at an angle of 40° to create a crossed beam trap.

To prepare the Cs + ^{173}Yb mixture in the BODT, we first load a ^{173}Yb magneto-optical trap (MOT) and then transfer it into the BODT. The ^{173}Yb sample is then evaporatively cooled by reducing the power of the BODT over 3 s. During this Yb evaporation stage, we load the Cs MOT. The BODT powers during the evaporation are such that the overlap region of the three BODT beams produces a potential that is repulsive for Cs (yet attractive for Yb); we do not observe any deleterious effects from loading the Cs MOT alongside the Yb sample, probably because of the small overlap density of the two clouds. At the end of the Yb evaporation, the BODT powers are modified to produce a trap suitable for loading Cs, while maintaining a similar trap depth for ^{173}Yb . Simultaneously, the Cs MOT is overlapped with the BODT and cooled using optical molasses, followed by degenerate Raman sideband cooling (DRSC). DRSC cools the Cs atoms to $T \approx 1 \mu\text{K}$ and optically pumps them into the hyperfine state ($f = 3, m_f = 3$). Minimal loading of Cs atoms into the BODT is observed at this stage, so in order to enhance the efficiency of the transfer into the BODT, we first transfer Cs into a large-volume dipole trap. During this stage, we apply a magnetic field gradient of 31.3 G/cm to levitate the atoms [63] and a magnetic bias field of 90 G to increase the Cs elastic collision rate. Following a 500 ms hold, the bias field is ramped down to the Efimov minimum in the three-body recombination rate at 22 G [2] and the magnetic field gradient is ramped to zero. The trapping light for the large-volume trap is then switched off, leaving a sample of Cs and Yb confined in the BODT. The powers of the BODT are ramped to their final value in order to prepare the atomic mixture at the appropriate temperatures and densities for the Feshbach resonance measurements. This results in a trap with geometric mean trapping frequencies $\bar{\nu}_{\text{Cs}} = 254 \text{ Hz}$ for Cs and $\bar{\nu}_{\text{Yb}} = 107 \text{ Hz}$ for Yb. In our previous work with ^{174}Yb [41], sympathetic cooling allowed the preparation of dual-degenerate samples. Interspecies thermalization is ob-

served for Cs+ ^{173}Yb despite the low interspecies scattering length of $a_{\text{CsYb}} = 1(1)a_0$ [56]. However, it is far too slow for efficient sympathetic cooling, so we are currently restricted to working with thermal samples.

Once the Cs+ ^{173}Yb mixture is prepared, the magnetic bias field is ramped to the desired value in 12 ms . The atomic mixture is held for 1 s at the desired magnetic field before quickly ramping down the magnetic field to near zero and performing dual-species absorption imaging to measure the remaining atom number of each species. Further details on the setup and calibration of the magnetic field are given in the Appendix.

IV. RESULTS

A typical experiment to measure an interspecies Feshbach resonance starts with 1×10^5 ^{173}Yb atoms at a temperature $T = 0.8 \mu\text{K}$ and 3×10^5 Cs atoms in the state ($f = 3, m_f = 3$) at a temperature $T = 4 \mu\text{K}$. The Yb sample is left unpolarized with atoms equally distributed over the six nuclear spin states with $m_{i,\text{Yb}}$ from $-5/2$ to $+5/2$; optical pumping techniques for preparing Yb in a single spin state are well established [54,64] and will be implemented in future experiments. These temperatures are well below the centrifugal barrier for p -wave collisions of $\sim 40 \mu\text{K}$, so we expect to observe only s -wave scattering. Only very slow thermalization of the sample, on the timescale of seconds, is observed away from resonance, which is to be expected given the interspecies scattering length of $a_{\text{CsYb}} = 1(1)a_0$ [56].

Three-body loss is typically a useful process in searches for Feshbach resonances because the three-body loss rate is strongly enhanced for the large scattering lengths which occur near the pole of a Feshbach resonance. However, Cs+Cs has both a rich Feshbach spectrum and a large background scattering length, so there are many magnetic fields where a_{Cs} is large [65]. At the magnetic fields explored in these measurements, we observe a large amount of background Cs loss due to the high (homonuclear) three-body recombination rate. This fast loss of Cs due to Cs+Cs+Cs three-body collisions poses a challenge for the detection of an interspecies Feshbach resonance, as it has the potential to obscure any Cs loss due to Cs+ ^{173}Yb + ^{173}Yb or Cs+Cs+ ^{173}Yb collisions. The Cs three-body recombination rate is very large around 600 G , with a value of $K_{3,\text{Cs}} \approx 1 \times 10^{-23} \text{ cm}^6 \text{ s}^{-1}$ predicted in the zero-energy collision limit [66].

We observe that, after a 1 s hold time, there is less than 5% of the initial Cs atom number remaining in the absence of Yb. This fast reduction in the Cs density occurs as we increase the magnetic field away from the Cs Efimov minimum. Therefore, although we start with similar atom numbers of Cs and Yb, a large number imbalance in favor of Yb quickly manifests. This necessitates using Cs as a probe for the detection of any Cs+Yb resonance because the fractional change in the Yb number would be very small, particularly in an unpolarized sample of ^{173}Yb where only about one-sixth of the population contributes to the signal at a given field.

Figure 1 shows the origins and the detection of two sets of Cs+ ^{173}Yb Feshbach resonances. Near the Feshbach resonances, there is an enhancement in the three-body recombination rate between Cs and Yb atoms that causes a decrease

in the number of Cs atoms retained in the dipole trap, as shown in Figs. 1(a) and 1(b). The Feshbach spectrum of Cs+Cs in the ($f = 3, m_f = 3$) state was well characterized in Ref. [65] and the loss features in the Cs atom number measured here cannot be explained by any predicted or observed Cs+Cs Feshbach resonances. To further demonstrate that the observed resonances are indeed interspecies Feshbach resonances, we perform a similar experiment using Cs alone. We prepare the Cs gas at broadly the same temperature and density so as to maintain the same sensitivity to resonances. As expected, the resonant loss features disappear when there is no Yb present.

The observed interspecies resonances arise due to bound states with $f = 4, n = -5$, and $L = 0$ crossing the threshold for ($f = 3, m_f = 3$) around 622 G with $\Delta m_f = +1$ and around 702 G with $\Delta m_f = 0$, as illustrated in Fig. 1(e). We note that a third set of resonances associated with the same vibrational state but with $\Delta m_f = -1$ is expected around 806 G, but this unfortunately lies beyond our experimentally accessible field range and the resonances are predicted to be weaker by a factor of ~ 50 .

Each set consists of multiple resonances, corresponding to different values of $m_{i,Yb}$, with $\Delta m_{i,Yb} = -\Delta m_f$. These resonances are split by the diagonal matrix elements associated with the mechanism II coupling term $\Delta\zeta_{Yb}(R)\hat{i}_{Yb} \cdot \hat{s}$, leading to five distinct resonances for $\Delta m_f = +1$, as shown in Fig. 1(c), and six distinct resonances for $\Delta m_f = 0$, as shown in Fig. 1(d).

In our experiment, the observed width of the loss features is dominated by magnetic field noise rather than the widths of the resonances. As discussed in Ref. [55], the strength of the loss feature is expected to be proportional to the width of the resonance. The data are thus fitted [67] by a sum of Voigt profiles with Gaussian widths of 0.04 G as independently determined from microwave spectroscopy on Cs atoms. For the center positions of the sets, corresponding to a fictional component with $m_{i,Yb} = 0$, we obtain $(621.45 \pm 0.01_{\text{stat}} \pm 0.03_{\text{sys}})$ G for the set with $\Delta m_f = +1$ and $(702.21 \pm 0.01_{\text{stat}} \pm 0.03_{\text{sys}})$ G for the set with $\Delta m_f = 0$. These may be compared with the values of 619.46 and 700.12 G predicted in Ref. [55]. The shifts of ~ 2 G between the predicted and experimental positions are probably due to uncertainties in the measured binding energies and to the neglect of Cs hyperfine shifts in obtaining the ground-state interaction potential of Ref. [56]. The separation between the two sets depends mostly on the precisely known Zeeman levels of Cs, but has a small contribution from $\Delta\zeta_{Cs}(R)$, shifting the $\Delta m_f = +1$ resonance down by about 0.04 G, comparable to our experimental uncertainty.

The spacing between individual spin components is determined to be 0.144(2) G and 0.131(2) G for the 622 and 702 G resonances, respectively, where we constrain the fit to keep their ratio fixed at the theoretical value of 0.91. These observed splittings are within 15% of the predicted values of 0.16 and 0.14 G [55], implying that the calculated matrix elements of $\Delta\zeta_{Yb}(R)$ are similarly accurate.

The resonance strengths within each set are predicted to show a parabolic dependence on $m_{i,Yb}$ [55]. For $\Delta m_f = +1$, the coupling is entirely due to mechanism II, and the width peaks at $m_{i,Yb} = \frac{1}{2}$. For $\Delta m_f = 0$, both mechanism I and mechanism II couplings contribute. The mechanism I ma-

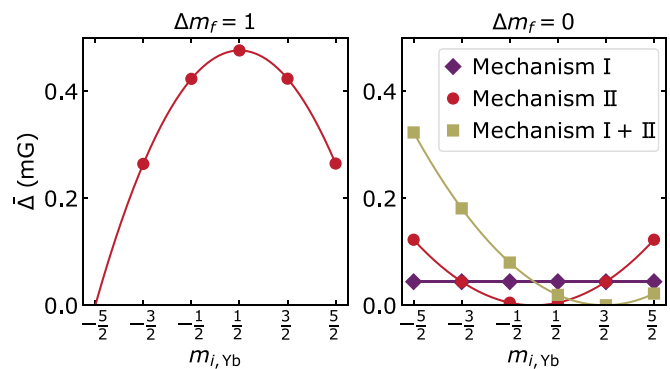


FIG. 2. Predicted normalized resonance widths $\bar{\Delta}$ for the two observed sets of resonances with $\Delta m_f = 1$ and $\Delta m_f = 0$ [55]. For $\Delta m_f = 1$, only mechanism II contributes, while for $\Delta m_f = 0$, both mechanism I and mechanism II contribute.

trix element is constant across the set, but the mechanism II matrix element changes sign with $m_{i,Yb}$; this is predicted to produce almost complete cancellation for the component with $m_{i,Yb} = \frac{3}{2}$. Figure 2 shows the normalized widths of Yang *et al.* [55] for these resonances; their relative values are used to calculate the green lines in Figs. 1(a) and 1(b). It may be seen that the experimental profiles are in good agreement with the predictions, confirming the calculated ratio between the matrix elements for mechanism I and mechanism II [55].

A further interspecies resonance in our accessible field range is expected around 167 G, arising from bound states with ($f = 3, m_f = 2, n = -1$) and indicated by an open diamond in Fig. 1(e). This resonance is unfortunately not observable under the current experimental conditions due to its smaller width and lower differential magnetic moment.

V. CONCLUSION

We have reported the observation of magnetic Feshbach resonances in a mixture of Cs and Yb. Each resonance is split into multiple components according to the nuclear spin state of ^{173}Yb . The resonance positions and the splittings and relative strengths of the components agree well with the predictions of Yang *et al.* [55]. This confirms the accuracy of the distance-dependent hyperfine couplings $\Delta\zeta_{Cs}(R)$ and $\Delta\zeta_{Yb}(R)$ obtained in Ref. [55] and, consequently, the predicted resonance widths for all isotope combinations.

The ability to control the atomic interactions in this mixture using a Feshbach resonance offers many new avenues of research. These include the study of tunable Bose-Fermi mixtures in mixed dimensions [34,35,68,69] using species-selective trapping potentials. The resonance may allow access to the strong-coupling regime [70] in a way that is not feasible with the small-to-moderate interspecies background scattering lengths of these systems. It may also allow the implementation of a three-body hardcore constraint in optical lattices through induced three-body loss [71,72].

The observation of magnetic Feshbach resonances in Cs+Yb is a vital step towards the production of CsYb molecules in the $^2\Sigma$ state through magnetoassociation. The small interspecies scattering length of Cs+ ^{173}Yb is advantageous here as it ensures miscibility [73,74] and will

allow the preparation of a mixed Mott insulator phase [75] as an ideal starting point for magnetoassociation; this will also mitigate the strong Cs+Cs interactions. The molecules could then be transferred to the rovibrational ground state using stimulated Raman adiabatic passage and offer new opportunities for quantum simulation [44], novel quantum phases [45], controllable quantum chemistry [46,47], and quantum computation [48,49].

The data presented in this paper are available from Ref. [77].

ACKNOWLEDGMENTS

We thank L. McArd for assistance with the magnetic field setup. We acknowledge support from the UK Engineering and Physical Sciences Research Council (Grants No. EP/P01058X/1 and No. EP/T015241/1). K.E.W. acknowledges support from the Royal Society through a University Research Fellowship (Grant No. URF/R1\201134).

APPENDIX: MAGNETIC FIELD SETUP

To reach the moderately high fields at which the Feshbach resonances are predicted to occur, the magnetic bias field is

generated by two pairs of coils. The first is a pair of coils that we will refer to as the bias coils. These coils operate in the Helmholtz configuration and are used to generate the bias field necessary for the preparation of the atomic mixture. The second pair of coils is that used to generate the magnetic field gradients for the MOT and reservoir trap stages of the experiment. These coils are normally operated in an anti-Helmholtz configuration, but for these measurements an H-bridge circuit is connected to the lower coil. This circuit is used to flip the direction of current flow through the coil during an experimental sequence, converting the pair to the Helmholtz configuration for the Feshbach measurement portion of the sequence. As this coil pair was initially designed to produce magnetic field gradients, operating the coil pair in the Helmholtz configuration leads to significant magnetic field curvature of $0.2 \text{ G cm}^{-2} \text{ A}^{-1}$ at the position of the atoms, which we estimate to lead to a broadening of $\sim 5 \text{ mG}$ under typical experimental conditions. The field produced by the gradient coil pair is along the same direction as the bias coil pair and the sum of their fields is used to reach the magnetic fields required to observe the Feshbach resonances. From microwave spectroscopy of the Cs transition ($f = 3, m_f = +3$) \rightarrow ($f = 4, m_f = +4$), we determine the magnetic field noise to be 0.04 G rms and estimate the long-term field stability to be about 0.02 G .

-
- [1] C. Chin, R. Grimm, P. Julienne, and E. Tiesinga, Feshbach resonances in ultracold gases, *Rev. Mod. Phys.* **82**, 1225 (2010).
- [2] T. Kraemer, M. Mark, P. Waldburger, J. G. Danzl, C. Chin, B. Engeser, A. D. Lange, K. Pilch, A. Jaakkola, H.-C. Nägerl, and R. Grimm, Evidence for Efimov quantum states in an ultracold gas of caesium atoms, *Nature (London)* **440**, 315 (2006).
- [3] P. Naidon and S. Endo, Efimov physics: A review, *Rep. Prog. Phys.* **80**, 056001 (2017).
- [4] C. A. Regal, M. Greiner, and D. S. Jin, Observation of Resonance Condensation of Fermionic Atom Pairs, *Phys. Rev. Lett.* **92**, 040403 (2004).
- [5] M. W. Zwierlein, C. A. Stan, C. H. Schunck, S. M. F. Raupach, A. J. Kerman, and W. Ketterle, Condensation of Pairs of Fermionic Atoms near a Feshbach Resonance, *Phys. Rev. Lett.* **92**, 120403 (2004).
- [6] D. S. Petrov, Quantum Mechanical Stabilization of a Collapsing Bose-Bose Mixture, *Phys. Rev. Lett.* **115**, 155302 (2015).
- [7] H. Kadau, M. Schmitt, M. Wenzel, C. Wink, T. Maier, I. Ferrier-Barbut, and T. Pfau, Observing the Rosensweig instability of a quantum ferrofluid, *Nature (London)* **530**, 194 (2016).
- [8] C. R. Cabrera, L. Tanzi, J. Sanz, B. Naylor, P. Thomas, P. Cheiney, and L. Tarruell, Quantum liquid droplets in a mixture of Bose-Einstein condensates, *Science* **359**, 301 (2018).
- [9] C. D'Errico, A. Burchianti, M. Prevedelli, L. Salasnich, F. Ancilotto, M. Modugno, F. Minardi, and C. Fort, Observation of quantum droplets in a heteronuclear bosonic mixture, *Phys. Rev. Res.* **1**, 033155 (2019).
- [10] T. Köhler, K. Góral, and P. S. Julienne, Production of cold molecules via magnetically tunable Feshbach resonances, *Rev. Mod. Phys.* **78**, 1311 (2006).
- [11] J. M. Hutson and P. Soldán, Molecule formation in ultracold atomic gases, *Intl. Rev. Phys. Chem.* **25**, 497 (2006).
- [12] K. Bergmann, H. Theuer, and B. Shore, Coherent population transfer among quantum states of atoms and molecules, *Rev. Mod. Phys.* **70**, 1003 (1998).
- [13] K.-K. Ni, S. Ospelkaus, M. H. G. de Miranda, A. Pe'er, B. Neyenhuis, J. J. Zirbel, S. Kotochigova, P. S. Julienne, D. S. Jin, and J. Ye, A high phase-space-density gas of polar molecules, *Science* **322**, 231 (2008).
- [14] F. Lang, K. Winkler, C. Strauss, R. Grimm, and J. Hecker Denschlag, Ultracold Triplet Molecules in the Rovibrational Ground State, *Phys. Rev. Lett.* **101**, 133005 (2008).
- [15] J. G. Danzl, E. Haller, M. Gustavsson, M. J. Mark, R. Hart, N. Bouloufa, O. Dulieu, H. Ritsch, and H.-C. Nägerl, Quantum gas of deeply bound ground state molecules, *Science* **321**, 1062 (2008).
- [16] T. Takekoshi, L. Reichsöllner, A. Schindewolf, J. M. Hutson, C. R. Le Sueur, O. Dulieu, F. Ferlaino, R. Grimm, and H.-C. Nägerl, Ultracold Dense Samples of Dipolar RbCs Molecules in the Rovibrational and Hyperfine Ground State, *Phys. Rev. Lett.* **113**, 205301 (2014).
- [17] P. K. Molony, P. D. Gregory, Z. Ji, B. Lu, M. P. Köppinger, C. R. Le Sueur, C. L. Blackley, J. M. Hutson, and S. L. Cornish, Creation of Ultracold $^{87}\text{Rb } ^{133}\text{Cs}$ Molecules in the Rovibrational Ground State, *Phys. Rev. Lett.* **113**, 255301 (2014).
- [18] J. W. Park, S. A. Will, and M. W. Zwierlein, Ultracold Dipolar Gas of Fermionic $^{23}\text{Na } ^{40}\text{K}$ Molecules in Their Absolute Ground State, *Phys. Rev. Lett.* **114**, 205302 (2015).
- [19] M. Guo, B. Zhu, B. Lu, X. Ye, F. Wang, R. Vexiau, N. Bouloufa-Maafa, G. Quémener, O. Dulieu, and D. Wang, Creation of an Ultracold Gas of Ground-State Dipolar $^{23}\text{Na } ^{87}\text{Rb}$ Molecules, *Phys. Rev. Lett.* **116**, 205303 (2016).
- [20] T. M. Rvachov, H. Son, A. T. Sommer, S. Ebadi, J. J. Park, M. W. Zwierlein, W. Ketterle, and A. O. Jamison, Long-Lived

- Ultracold Molecules with Electric and Magnetic Dipole Moments, *Phys. Rev. Lett.* **119**, 143001 (2017).
- [21] F. Seeßelberg, N. Buchheim, Z.-K. Lu, T. Schneider, X.-Y. Luo, E. Tiemann, I. Bloch, and C. Gohle, Modeling the adiabatic creation of ultracold polar $^{23}\text{Na}^{40}\text{K}$ molecules, *Phys. Rev. A* **97**, 013405 (2018).
- [22] H. Yang, D.-C. Zhang, L. Liu, Y.-X. Liu, J. Nan, B. Zhao, and J.-W. Pan, Observation of magnetically tunable Feshbach resonances in ultracold $^{23}\text{Na}^{40}\text{K} + ^{40}\text{K}$ collisions, *Science* **363**, 261 (2019).
- [23] K. K. Voges, P. Gersema, M. Meyer zum Alten Borgloh, T. A. Schulze, T. Hartmann, A. Zenesini, and S. Ospelkaus, Ultracold Gas of Bosonic $^{23}\text{Na}^{39}\text{K}$ Ground-State Molecules, *Phys. Rev. Lett.* **125**, 083401 (2020).
- [24] J. T. Zhang, Y. Yu, W. B. Cairncross, K. Wang, L. R. B. Picard, J. D. Hood, Y.-W. Lin, J. M. Hutson, and K.-K. Ni, Forming a Single Molecule by Magnetoassociation in an Optical Tweezer, *Phys. Rev. Lett.* **124**, 253401 (2020).
- [25] S. Tassy, N. Nemitz, F. Baumer, C. Höhl, A. Batär, and A. Görlitz, Sympathetic cooling in a mixture of diamagnetic and paramagnetic atoms, *J. Phys. B: At. Mol. Opt. Phys.* **43**, 205309 (2010).
- [26] H. Hara, H. Konishi, S. Nakajima, Y. Takasu, and Y. Takahashi, A three-dimensional optical lattice of ytterbium and lithium atomic gas mixture, *J. Phys. Soc. Jpn.* **83**, 014003 (2014).
- [27] B. Pasquiou, A. Bayerle, S. M. Tzanova, S. Stellmer, J. Szczepkowski, M. Parigger, R. Grimm, and F. Schreck, Quantum degenerate mixtures of strontium and rubidium atoms, *Phys. Rev. A* **88**, 023601 (2013).
- [28] A. Khramov, A. Hansen, W. Dowd, R. J. Roy, C. Makrides, A. Petrov, S. Kotochigova, and S. Gupta, Ultracold Heteronuclear Mixture of Ground and Excited State Atoms, *Phys. Rev. Lett.* **112**, 033201 (2014).
- [29] V. D. Vaidya, J. Tiamsuphat, S. L. Rolston, and J. V. Porto, Degenerate Bose-Fermi mixtures of rubidium and ytterbium, *Phys. Rev. A* **92**, 043604 (2015).
- [30] A. Guttridge, S. A. Hopkins, S. L. Kemp, M. D. Frye, J. M. Hutson, and S. L. Cornish, Interspecies thermalization in an ultracold mixture of Cs and Yb in an optical trap, *Phys. Rev. A* **96**, 012704 (2017).
- [31] A. S. Flores, H. P. Mishra, W. Vassen, and S. Knoop, An ultracold, optically trapped mixture of ^{87}Rb and metastable ^4He atoms, *Eur. Phys. J. D* **71**, 49 (2017).
- [32] M. Witkowski, B. Nagórny, R. Munoz-Rodriguez, R. Ciuryło, P. S. Żuchowski, S. Bilicki, M. Piotrowski, P. Morzyński, and M. Zawada, Dual Hg-Rb magneto-optical trap, *Opt. Express* **25**, 3165 (2017).
- [33] Z.-X. Ye, L.-Y. Xie, Z. Guo, X.-B. Ma, G.-R. Wang, L. You, and M. K. Tey, Double-degenerate Bose-Fermi mixture of strontium and lithium, *Phys. Rev. A* **102**, 033307 (2020).
- [34] Z. Wu and G. M. Bruun, Topological Superfluid in a Fermi-Bose Mixture with a High Critical Temperature, *Phys. Rev. Lett.* **117**, 245302 (2016).
- [35] Niels Jakob Sør Loft, Z. Wu, and G. M. Bruun, Mixed-dimensional Bose polaron, *Phys. Rev. A* **96**, 033625 (2017).
- [36] F. Schäfer, N. Mizukami, P. Yu, S. Koibuchi, A. Bouscal, and Y. Takahashi, Experimental realization of ultracold $\text{Yb-}^7\text{Li}$ mixtures in mixed dimensions, *Phys. Rev. A* **98**, 051602(R) (2018).
- [37] G. Modugno, M. Modugno, F. Riboli, G. Roati, and M. Inguscio, Two Atomic Species Superfluid, *Phys. Rev. Lett.* **89**, 190404 (2002).
- [38] I. Ferrier-Barbut, M. Delehaye, S. Laurent, A. T. Grier, M. Pierce, B. S. Rem, F. Chevy, and C. Salomon, A mixture of Bose and Fermi superfluids, *Science* **345**, 1035 (2014).
- [39] R. Roy, A. Green, R. Bowler, and S. Gupta, Two-Element Mixture of Bose and Fermi Superfluids, *Phys. Rev. Lett.* **118**, 055301 (2017).
- [40] B. J. DeSalvo, K. Patel, G. Cai, and C. Chin, Observation of fermion-mediated interactions between bosonic atoms, *Nature (London)* **568**, 61 (2019).
- [41] K. E. Wilson, A. Guttridge, I-Kang Liu, J. Segal, T. P. Billam, N. G. Parker, N. P. Proukakis, and S. L. Cornish, Dynamics of a degenerate Cs-Yb mixture with attractive interspecies interactions, *Phys. Rev. Res.* **3**, 033096 (2021).
- [42] X.-C. Yao, H.-Z. Chen, Y.-P. Wu, X.-P. Liu, X.-Q. Wang, X. Jiang, Y. Deng, Y.-A. Chen, and J.-W. Pan, Observation of Coupled Vortex Lattices in a Mass-Imbalance Bose and Fermi Superfluid Mixture, *Phys. Rev. Lett.* **117**, 145301 (2016).
- [43] P. Kuopanportti, S. Bandyopadhyay, A. Roy, and D. Angom, Splitting of singly and doubly quantized composite vortices in two-component Bose-Einstein condensates, *Phys. Rev. A* **100**, 033615 (2019).
- [44] A. Micheli, G. Brennen, and P. Zoller, A toolbox for lattice-spin models with polar molecules, *Nat. Phys.* **2**, 341 (2006).
- [45] J. Pérez-Ríos, F. Herrera, and R. V. Krems, External field control of collective spin excitations in an optical lattice of $^2\Sigma$ molecules, *New J. Phys.* **12**, 103007 (2010).
- [46] E. Abrahamsson, T. V. Tscherbul, and R. V. Krems, Inelastic collisions of cold polar molecules in nonparallel electric and magnetic fields, *J. Chem. Phys.* **127**, 044302 (2007).
- [47] G. Quémener and J. L. Bohn, Shielding $^2\Sigma$ ultracold dipolar molecular collisions with electric fields, *Phys. Rev. A* **93**, 012704 (2016).
- [48] F. Herrera, Y. Cao, S. Kais, and K. B. Whaley, Infrared-dressed entanglement of cold open-shell polar molecules for universal matchgate quantum computing, *New J. Phys.* **16**, 075001 (2014).
- [49] M. Karra, K. Sharma, B. Friedrich, S. Kais, and D. Herschbach, Prospects for quantum computing with an array of ultracold polar paramagnetic molecules, *J. Chem. Phys.* **144**, 094301 (2016).
- [50] P. S. Żuchowski, J. Aldegunde, and J. M. Hutson, Ultracold RbSr Molecules Can Be Formed by Magnetoassociation, *Phys. Rev. Lett.* **105**, 153201 (2010).
- [51] D. A. Brue and J. M. Hutson, Prospects of forming ultracold molecules in $^2\Sigma$ states by magnetoassociation of alkali-metal atoms with Yb, *Phys. Rev. A* **87**, 052709 (2013).
- [52] D. A. Brue and J. M. Hutson, Magnetically Tunable Feshbach Resonances in Ultracold Li-Yb Mixtures, *Phys. Rev. Lett.* **108**, 043201 (2012).
- [53] V. Barbé, A. Ciamei, B. Pasquiou, L. Reichsöllner, F. Schreck, P. S. Żuchowski, and J. M. Hutson, Observation of Feshbach resonances between alkali and closed-shell atoms, *Nat. Phys.* **14**, 881 (2018).
- [54] A. Green, H. Li, J. H. See Toh, X. Tang, K. C. McCormick, M. Li, E. Tiesinga, S. Kotochigova, and S. Gupta, Feshbach Resonances in p -Wave Three-Body Recombination within

- Fermi-Fermi Mixtures of Open-Shell ${}^6\text{Li}$ and Closed-Shell ${}^{173}\text{Yb}$ Atoms, *Phys. Rev. X* **10**, 031037 (2020).
- [55] B. C. Yang, M. D. Frye, A. Guttridge, J. Aldegunde, P. S. Żuchowski, S. L. Cornish, and J. M. Hutson, Magnetic Feshbach resonances in ultracold collisions between Cs and Yb atoms, *Phys. Rev. A* **100**, 022704 (2019).
- [56] A. Guttridge, M. D. Frye, B. C. Yang, J. M. Hutson, and S. L. Cornish, Two-photon photoassociation spectroscopy of CsYb: Ground-state interaction potential and interspecies scattering lengths, *Phys. Rev. A* **98**, 022707 (2018).
- [57] M. Kitagawa, K. Enomoto, K. Kasa, Y. Takahashi, R. Ciuryło, P. Naidon, and P. S. Julienne, Two-color photoassociation spectroscopy of ytterbium atoms and the precise determinations of s -wave scattering lengths, *Phys. Rev. A* **77**, 012719 (2008).
- [58] K. E. Wilson, A. Guttridge, J. Segal, and S. L. Cornish, Quantum degenerate mixtures of Cs and Yb, *Phys. Rev. A* **103**, 033306 (2021).
- [59] S. L. Kemp, K. L. Butler, R. Freytag, S. A. Hopkins, E. A. Hinds, M. R. Tarbutt, and S. L. Cornish, Production and characterization of a dual species magneto-optical trap of cesium and ytterbium, *Rev. Sci. Instrum.* **87**, 023105 (2016).
- [60] S. A. Hopkins, K. Butler, A. Guttridge, S. Kemp, R. Freytag, E. A. Hinds, M. R. Tarbutt, and S. L. Cornish, A versatile dual-species Zeeman slower for caesium and ytterbium, *Rev. Sci. Instrum.* **87**, 043109 (2016).
- [61] A. Guttridge, S. A. Hopkins, S. L. Kemp, D. Boddy, R. Freytag, M. P. A. Jones, M. R. Tarbutt, E. A. Hinds, and S. L. Cornish, Direct loading of a large Yb MOT on the transition, *J. Phys. B: At. Mol. Opt. Phys.* **49**, 145006 (2016).
- [62] A. Guttridge, S. A. Hopkins, M. D. Frye, J. J. McFerran, J. M. Hutson, and S. L. Cornish, Production of ultracold Cs*Yb molecules by photoassociation, *Phys. Rev. A* **97**, 063414 (2018).
- [63] Y. Li, G. Feng, R. Xu, X. Wang, J. Wu, G. Chen, X. Dai, J. Ma, L. Xiao, and S. Jia, Magnetic levitation for effective loading of cold cesium atoms in a crossed dipole trap, *Phys. Rev. A* **91**, 053604 (2015).
- [64] S. Taie, Y. Takasu, S. Sugawa, R. Yamazaki, T. Tsujimoto, R. Murakami, and Y. Takahashi, Realization of a $\text{SU}(2) \times \text{SU}(6)$ System of Fermions in a Cold Atomic Gas, *Phys. Rev. Lett.* **105**, 190401 (2010).
- [65] M. Berninger, A. Zenesini, B. Huang, W. Harm, H.-C. Nägerl, F. Ferlaino, R. Grimm, P. S. Julienne, and J. M. Hutson, Feshbach resonances, weakly bound molecular states, and coupled-channel potentials for cesium at high magnetic fields, *Phys. Rev. A* **87**, 032517 (2013).
- [66] Using Eq. (3) from Ref. [76], $\eta = 0.06$ and $a_+ = 1060 a_0$ [2] and the scattering lengths predicted from the best Cs potential in Ref. [65].
- [67] The free fit parameters are individual center frequencies and amplitude scalings for each set and a common scaling factor for the predicted splittings. We do not include the effect of the thermal distribution of collision energies as it does not have a significant effect on the line shape under the current conditions.
- [68] G. Lamporesi, J. Catani, G. Barontini, Y. Nishida, M. Inguscio, and F. Minardi, Scattering in Mixed Dimensions with Ultracold Gases, *Phys. Rev. Lett.* **104**, 153202 (2010).
- [69] M. A. Caracanhas, F. Schreck, and C. M. Smith, Fermi–Bose mixture in mixed dimensions, *New J. Phys.* **19**, 115011 (2017).
- [70] M. Lewenstein, L. Santos, M. A. Baranov, and H. Fehrmann, Atomic Bose-Fermi Mixtures in an Optical Lattice, *Phys. Rev. Lett.* **92**, 050401 (2004).
- [71] M. J. Mark, E. Haller, K. Lauber, J. G. Danzl, A. Janisch, H. P. Büchler, A. J. Daley, and H.-C. Nägerl, Preparation and Spectroscopy of a Metastable Mott-Insulator State with Attractive Interactions, *Phys. Rev. Lett.* **108**, 215302 (2012).
- [72] S. Diehl, M. Baranov, A. J. Daley, and P. Zoller, Observability of Quantum Criticality and a Continuous Supersolid in Atomic Gases, *Phys. Rev. Lett.* **104**, 165301 (2010).
- [73] S. B. Papp, J. M. Pino, and C. E. Wieman, Tunable Miscibility in a Dual-Species Bose-Einstein Condensate, *Phys. Rev. Lett.* **101**, 040402 (2008).
- [74] F. Wang, X. Li, D. Xiong, and D. Wang, A double species ${}^{23}\text{Na}$ and ${}^{87}\text{Rb}$ Bose-Einstein condensate with tunable miscibility via an interspecies Feshbach resonance, *J. Phys. B: At. Mol. Opt. Phys.* **49**, 015302 (2016).
- [75] S. Sugawa, R. Yamazaki, S. Taie, and Y. Takahashi, Bose-Einstein condensate in gases of rare atomic species, *Phys. Rev. A* **84**, 011610(R) (2011).
- [76] J. P. D’Incao, H. Suno, and B. D. Esry, Limits on Universality in Ultracold Three-Boson Recombination, *Phys. Rev. Lett.* **93**, 123201 (2004).
- [77] T. Franzen, A. Guttridge, K. E. Wilson, J. Segal, M. D. Frye, J. M. Hutson, and S. L. Cornish, Durham Research Online DATAsets Archive (DRO-DATA), 2022, <http://doi.org/doi:10.15128/r1pz50gw14v>.