

UC Berkeley

UC Berkeley Previously Published Works

Title

Observation of the decay $B \rightarrow \psi(3710) \psi(3710)$ and search for $X(3872) \rightarrow \psi(3710) \psi(3710)$.

Permalink

<https://escholarship.org/uc/item/929895np>

Journal

Physical review letters, 93(4)

ISSN

0031-9007

Authors

Aubert, B
Barate, R
Boutigny, D
[et al.](#)

Publication Date

2004-07-01

DOI

10.1103/physrevlett.93.041801

Copyright Information

This work is made available under the terms of a Creative Commons Attribution License, available at <https://creativecommons.org/licenses/by/4.0/>

Peer reviewed

Observation of the Decay $B \rightarrow J/\psi\eta K$ and Search for $X(3872) \rightarrow J/\psi\eta$

B. Aubert,¹ R. Barate,¹ D. Boutigny,¹ F. Couderc,¹ J.-M. Gaillard,¹ A. Hicheur,¹ Y. Karyotakis,¹ J. P. Lees,¹ V. Tisserand,¹ A. Zghiche,¹ A. Palano,² A. Pompili,² J. C. Chen,³ N. D. Qi,³ G. Rong,³ P. Wang,³ Y. S. Zhu,³ G. Eigen,⁴ I. Ofte,⁴ B. Stugu,⁴ G. S. Abrams,⁵ A. W. Borgland,⁵ A. B. Breon,⁵ D. N. Brown,⁵ J. Button-Shafer,⁵ R. N. Cahn,⁵ E. Charles,⁵ C. T. Day,⁵ M. S. Gill,⁵ A. V. Gritsan,⁵ Y. Groysman,⁵ R. G. Jacobsen,⁵ R. W. Kadel,⁵ J. Kadyk,⁵ L. T. Kerth,⁵ Yu. G. Kolomensky,⁵ G. Kukartsev,⁵ C. LeClerc,⁵ M. E. Levi,⁵ G. Lynch,⁵ L. M. Mir,⁵ P. J. Oddone,⁵ T. J. Orimoto,⁵ M. Pripstein,⁵ N. A. Roe,⁵ M. T. Ronan,⁵ V. G. Shelkov,⁵ A. V. Telnov,⁵ W. A. Wenzel,⁵ K. Ford,⁶ T. J. Harrison,⁶ C. M. Hawkes,⁶ S. E. Morgan,⁶ A. T. Watson,⁶ N. K. Watson,⁶ M. Fritsch,⁷ K. Goetzen,⁷ T. Held,⁷ H. Koch,⁷ B. Lewandowski,⁷ M. Pelizaeus,⁷ M. Steinke,⁷ J. T. Boyd,⁸ N. Chevalier,⁸ W. N. Cottingham,⁸ M. P. Kelly,⁸ T. E. Latham,⁸ F. F. Wilson,⁸ K. Abe,⁹ T. Cuhadar-Donszelmann,⁹ C. Hearty,⁹ T. S. Mattison,⁹ J. A. McKenna,⁹ D. Thiessen,⁹ P. Kyberd,¹⁰ L. Teodorescu,¹⁰ V. E. Blinov,¹¹ A. D. Bukin,¹¹ V. P. Druzhinin,¹¹ V. B. Golubev,¹¹ V. N. Ivanchenko,¹¹ E. A. Kravchenko,¹¹ A. P. Onuchin,¹¹ S. I. Serednyakov,¹¹ Yu. I. Skovpen,¹¹ E. P. Solodov,¹¹ A. N. Yushkov,¹¹ D. Best,¹² M. Bruinsma,¹² M. Chao,¹² I. Eschrich,¹² D. Kirkby,¹² A. J. Lankford,¹² M. Mandelkern,¹² R. K. Mommsen,¹² W. Roethel,¹² D. P. Stoker,¹² C. Buchanan,¹³ B. L. Hartfiel,¹³ J. W. Gary,¹⁴ B. C. Shen,¹⁴ K. Wang,¹⁴ D. del Re,¹⁵ H. K. Hadavand,¹⁵ E. J. Hill,¹⁵ D. B. MacFarlane,¹⁵ H. P. Paar,¹⁵ Sh. Rahatlou,¹⁵ V. Sharma,¹⁵ J. W. Berryhill,¹⁶ C. Campagnari,¹⁶ B. Dahmes,¹⁶ S. L. Levy,¹⁶ O. Long,¹⁶ A. Lu,¹⁶ M. A. Mazur,¹⁶ J. D. Richman,¹⁶ W. Verkerke,¹⁶ T. W. Beck,¹⁷ A. M. Eisner,¹⁷ C. A. Heusch,¹⁷ W. S. Lockman,¹⁷ T. Schalk,¹⁷ R. E. Schmitz,¹⁷ B. A. Schumm,¹⁷ A. Seiden,¹⁷ P. Spradlin,¹⁷ D. C. Williams,¹⁷ M. G. Wilson,¹⁷ J. Albert,¹⁸ E. Chen,¹⁸ G. P. Dubois-Felsmann,¹⁸ A. Dvoretzki,¹⁸ D. G. Hitlin,¹⁸ I. Narsky,¹⁸ T. Piatenko,¹⁸ F. C. Porter,¹⁸ A. Ryd,¹⁸ A. Samuel,¹⁸ S. Yang,¹⁸ S. Jayatilake,¹⁹ G. Mancinelli,¹⁹ B. T. Meadows,¹⁹ M. D. Sokoloff,¹⁹ T. Abe,²⁰ F. Blanc,²⁰ P. Bloom,²⁰ S. Chen,²⁰ P. J. Clark,²⁰ W. T. Ford,²⁰ U. Nauenberg,²⁰ A. Olivas,²⁰ P. Rankin,²⁰ J. G. Smith,²⁰ W. C. van Hoek,²⁰ L. Zhang,²⁰ J. L. Harton,²¹ T. Hu,²¹ A. Soffer,²¹ W. H. Toki,²¹ R. J. Wilson,²¹ Q. Zeng,²¹ D. Altenburg,²² T. Brandt,²² J. Brose,²² T. Colberg,²² M. Dickopp,²² E. Feltresi,²² A. Hauke,²² H. M. Lacker,²² E. Maly,²² R. Müller-Pfefferkorn,²² R. Nogowski,²² S. Otto,²² J. Schubert,²² K. R. Schubert,²² R. Schwierz,²² B. Spaan,²² D. Bernard,²³ G. R. Bonneaud,²³ F. Brochard,²³ P. Grenier,²³ Ch. Thiebaut,²³ G. Vasileiadis,²³ M. Verderi,²³ D. J. Bard,²⁴ A. Khan,²⁴ D. Lavin,²⁴ F. Muheim,²⁴ S. Playfer,²⁴ M. Andreotti,²⁵ V. Azzolini,²⁵ D. Bettoni,²⁵ C. Bozzi,²⁵ R. Calabrese,²⁵ G. Cibinetto,²⁵ E. Luppi,²⁵ M. Negrini,²⁵ A. Sarti,²⁵ E. Treadwell,²⁶ R. Baldini-Ferroli,²⁷ A. Calcaterra,²⁷ R. de Sangro,²⁷ G. Finocchiaro,²⁷ P. Patteri,²⁷ M. Piccolo,²⁷ A. Zallo,²⁷ A. Buzzo,²⁸ R. Capra,²⁸ R. Contri,²⁸ G. Crosetti,²⁸ M. Lo Vetere,²⁸ M. Macri,²⁸ M. R. Monge,²⁸ S. Passaggio,²⁸ C. Patrignani,²⁸ E. Robutti,²⁸ A. Santroni,²⁸ S. Tosi,²⁸ S. Bailey,²⁹ G. Brandenburg,²⁹ M. Morii,²⁹ E. Won,²⁹ R. S. Dubitzky,³⁰ U. Langenegger,³⁰ W. Bhimji,³¹ D. A. Bowerman,³¹ P. D. Dauncey,³¹ U. Egede,³¹ J. R. Gaillard,³¹ G. W. Morton,³¹ J. A. Nash,³¹ G. P. Taylor,³¹ G. J. Grenier,³² S.-J. Lee,³² U. Mallik,³² J. Cochran,³³ H. B. Crawley,³³ J. Lamsa,³³ W. T. Meyer,³³ S. Prell,³³ E. I. Rosenberg,³³ J. Yi,³³ M. Davier,³⁴ G. Grosdidier,³⁴ A. Höcker,³⁴ S. Laplace,³⁴ F. Le Diberder,³⁴ V. Lepeltier,³⁴ A. M. Lutz,³⁴ T. C. Petersen,³⁴ S. Plaszczynski,³⁴ M. H. Schune,³⁴ L. Tantot,³⁴ G. Wormser,³⁴ C. H. Cheng,³⁵ D. J. Lange,³⁵ M. C. Simani,³⁵ D. M. Wright,³⁵ A. J. Bevan,³⁶ J. P. Coleman,³⁶ J. R. Fry,³⁶ E. Gabathuler,³⁶ R. Gamet,³⁶ M. Kay,³⁶ R. J. Parry,³⁶ D. J. Payne,³⁶ R. J. Sloane,³⁶ C. Touramanis,³⁶ J. J. Back,³⁷ P. F. Harrison,³⁷ G. B. Mohanty,³⁷ C. L. Brown,³⁸ G. Cowan,³⁸ R. L. Flack,³⁸ H. U. Flaecher,³⁸ S. George,³⁸ M. G. Green,³⁸ A. Kurup,³⁸ C. E. Marker,³⁸ T. R. McMahon,³⁸ S. Ricciardi,³⁸ F. Salvatore,³⁸ G. Vaitsas,³⁸ M. A. Winter,³⁸ D. Brown,³⁹ C. L. Davis,³⁹ J. Allison,⁴⁰ N. R. Barlow,⁴⁰ R. J. Barlow,⁴⁰ P. A. Hart,⁴⁰ M. C. Hodgkinson,⁴⁰ G. D. Lafferty,⁴⁰ A. J. Lyon,⁴⁰ J. C. Williams,⁴⁰ A. Farbin,⁴¹ W. D. Hulsbergen,⁴¹ A. Jawahery,⁴¹ D. Kovalskyi,⁴¹ C. K. Lae,⁴¹ V. Lillard,⁴¹ D. A. Roberts,⁴¹ G. Blaylock,⁴² C. Dallapiccola,⁴² K. T. Flood,⁴² S. S. Hertzbach,⁴² R. Kofler,⁴² V. B. Koptchev,⁴² T. B. Moore,⁴² S. Saremi,⁴² H. Staengle,⁴² S. Willocq,⁴² R. Cowan,⁴³ G. Sciolla,⁴³ F. Taylor,⁴³ R. K. Yamamoto,⁴³ D. J. J. Mangeol,⁴⁴ P. M. Patel,⁴⁴ S. H. Robertson,⁴⁴ A. Lazzaro,⁴⁵ F. Palombo,⁴⁵ J. M. Bauer,⁴⁶ L. Cremaldi,⁴⁶ V. Eschenburg,⁴⁶ R. Godang,⁴⁶ R. Kroeger,⁴⁶ J. Reidy,⁴⁶ D. A. Sanders,⁴⁶ D. J. Summers,⁴⁶ H. W. Zhao,⁴⁶ S. Brunet,⁴⁷ D. Côté,⁴⁷ P. Taras,⁴⁷ H. Nicholson,⁴⁸ C. Cartaro,⁴⁹ N. Cavallo,⁴⁹ F. Fabozzi,^{49,*} C. Gatto,⁴⁹ L. Lista,⁴⁹ D. Monorchio,⁴⁹ P. Paolucci,⁴⁹ D. Piccolo,⁴⁹ C. Sciacca,⁴⁹ M. Baak,⁵⁰ G. Raven,⁵⁰ L. Wilden,⁵⁰ C. P. Jessop,⁵¹ J. M. LoSecco,⁵¹ T. A. Gabriel,⁵² T. Allmendinger,⁵³ B. Brau,⁵³ K. K. Gan,⁵³ K. Honscheid,⁵³ D. Hufnagel,⁵³ H. Kagan,⁵³ R. Kass,⁵³ T. Pulliam,⁵³ R. Ter-Antonyan,⁵³ Q. K. Wong,⁵³ J. Brau,⁵⁴ R. Frey,⁵⁴ O. Igonkina,⁵⁴ C. T. Potter,⁵⁴ N. B. Sinev,⁵⁴ D. Strom,⁵⁴ E. Torrence,⁵⁴ F. Colechia,⁵⁵ A. Dorigo,⁵⁵ F. Galeazzi,⁵⁵ M. Margoni,⁵⁵ M. Morandin,⁵⁵ M. Posocco,⁵⁵ M. Rotondo,⁵⁵

F. Simonetto,⁵⁵ R. Stroili,⁵⁵ G. Tiozzo,⁵⁵ C. Voci,⁵⁵ M. Benayoun,⁵⁶ H. Briand,⁵⁶ J. Chauveau,⁵⁶ P. David,⁵⁶ Ch. de la Vaissière,⁵⁶ L. Del Buono,⁵⁶ O. Hamon,⁵⁶ M. J. J. John,⁵⁶ Ph. Leruste,⁵⁶ J. Ocariz,⁵⁶ M. Pivk,⁵⁶ L. Roos,⁵⁶ S. T'Jampens,⁵⁶ G. Therin,⁵⁶ P. F. Manfredi,⁵⁷ V. Re,⁵⁷ P. K. Behera,⁵⁸ L. Gladney,⁵⁸ Q. H. Guo,⁵⁸ J. Panetta,⁵⁸ F. Anulli,^{27,59} M. Biasini,⁵⁹ I. M. Peruzzi,^{27,59} M. Pioppi,⁵⁹ C. Angelini,⁶⁰ G. Batignani,⁶⁰ S. Bettarini,⁶⁰ M. Bondioli,⁶⁰ F. Bucci,⁶⁰ G. Calderini,⁶⁰ M. Carpinelli,⁶⁰ V. Del Gamba,⁶⁰ F. Forti,⁶⁰ M. A. Giorgi,⁶⁰ A. Lusiani,⁶⁰ G. Marchiori,⁶⁰ F. Martinez-Vidal,^{60,†} M. Morganti,⁶⁰ N. Neri,⁶⁰ E. Paoloni,⁶⁰ M. Rama,⁶⁰ G. Rizzo,⁶⁰ F. Sandrelli,⁶⁰ J. Walsh,⁶⁰ M. Haire,⁶¹ D. Judd,⁶¹ K. Paick,⁶¹ D. E. Wagoner,⁶¹ N. Danielson,⁶² P. Elmer,⁶² C. Lu,⁶² V. Miftakov,⁶² J. Olsen,⁶² A. J. S. Smith,⁶² E. W. Varnes,⁶² F. Bellini,⁶³ G. Cavoto,^{62,63} R. Faccini,⁶³ F. Ferrarotto,⁶³ F. Ferroni,⁶³ M. Gaspero,⁶³ L. Li Gioi,⁶³ M. A. Mazzoni,⁶³ S. Morganti,⁶³ M. Pierini,⁶³ G. Piredda,⁶³ F. Safai Tehrani,⁶³ C. Voena,⁶³ S. Christ,⁶⁴ G. Wagner,⁶⁴ R. Waldi,⁶⁴ T. Adye,⁶⁵ N. De Groot,⁶⁵ B. Franek,⁶⁵ N. I. Geddes,⁶⁵ G. P. Gopal,⁶⁵ E. O. Olaiya,⁶⁵ S. M. Xella,⁶⁵ R. Aleksan,⁶⁶ S. Emery,⁶⁶ A. Gaidot,⁶⁶ S. F. Ganzhur,⁶⁶ P.-F. Giraud,⁶⁶ G. Hamel de Monchenault,⁶⁶ W. Kozanecki,⁶⁶ M. Langer,⁶⁶ M. Legendre,⁶⁶ G. W. London,⁶⁶ B. Mayer,⁶⁶ G. Schott,⁶⁶ G. Vasseur,⁶⁶ Ch. Yèche,⁶⁶ M. Zito,⁶⁶ M. V. Purohit,⁶⁷ A. W. Weidemann,⁶⁷ F. X. Yumiceva,⁶⁷ D. Aston,⁶⁸ R. Bartoldus,⁶⁸ N. Berger,⁶⁸ A. M. Boyarski,⁶⁸ O. L. Buchmueller,⁶⁸ M. R. Convery,⁶⁸ M. Cristinziani,⁶⁸ G. De Nardo,⁶⁸ D. Dong,⁶⁸ J. Dorfan,⁶⁸ D. Dujmic,⁶⁸ W. Dunwoodie,⁶⁸ E. E. Elsen,⁶⁸ R. C. Field,⁶⁸ T. Glanzman,⁶⁸ S. J. Gowdy,⁶⁸ T. Hadig,⁶⁸ V. Halyo,⁶⁸ T. Hryn'ova,⁶⁸ W. R. Innes,⁶⁸ M. H. Kelsey,⁶⁸ P. Kim,⁶⁸ M. L. Kocian,⁶⁸ D. W. G. S. Leith,⁶⁸ J. Libby,⁶⁸ S. Luitz,⁶⁸ V. Luth,⁶⁸ H. L. Lynch,⁶⁸ H. Marsiske,⁶⁸ R. Messner,⁶⁸ D. R. Muller,⁶⁸ C. P. O'Grady,⁶⁸ V. E. Ozcan,⁶⁸ A. Perazzo,⁶⁸ M. Perl,⁶⁸ S. Petrak,⁶⁸ B. N. Ratcliff,⁶⁸ A. Roodman,⁶⁸ A. A. Salnikov,⁶⁸ R. H. Schindler,⁶⁸ J. Schwiening,⁶⁸ G. Simi,⁶⁸ A. Snyder,⁶⁸ A. Soha,⁶⁸ J. Stelzer,⁶⁸ D. Su,⁶⁸ M. K. Sullivan,⁶⁸ J. Va'vra,⁶⁸ S. R. Wagner,⁶⁸ M. Weaver,⁶⁸ A. J. R. Weinstein,⁶⁸ W. J. Wisniewski,⁶⁸ M. Wittgen,⁶⁸ D. H. Wright,⁶⁸ C. C. Young,⁶⁸ P. R. Burchat,⁶⁹ A. J. Edwards,⁶⁹ T. I. Meyer,⁶⁹ B. A. Petersen,⁶⁹ C. Roat,⁶⁹ S. Ahmed,⁷⁰ M. S. Alam,⁷⁰ J. A. Ernst,⁷⁰ M. A. Saeed,⁷⁰ M. Saleem,⁷⁰ F. R. Wappler,⁷⁰ W. Bugg,⁷¹ M. Krishnamurthy,⁷¹ S. M. Spanier,⁷¹ R. Eckmann,⁷² H. Kim,⁷² J. L. Ritchie,⁷² A. Satpathy,⁷² R. F. Schwitters,⁷² J. M. Izen,⁷³ I. Kitayama,⁷³ X. C. Lou,⁷³ S. Ye,⁷³ F. Bianchi,⁷⁴ M. Bona,⁷⁴ F. Gallo,⁷⁴ D. Gamba,⁷⁴ C. Borean,⁷⁵ L. Bosisio,⁷⁵ F. Cossutti,⁷⁵ G. Della Ricca,⁷⁵ S. Dittongo,⁷⁵ S. Grancagnolo,⁷⁵ L. Lanceri,⁷⁵ P. Poropat,^{75,‡} L. Vitale,⁷⁵ G. Vuagnin,⁷⁵ R. S. Panvini,⁷⁶ Sw. Banerjee,⁷⁷ C. M. Brown,⁷⁷ D. Fortin,⁷⁷ P. D. Jackson,⁷⁷ R. Kowalewski,⁷⁷ J. M. Roney,⁷⁷ H. R. Band,⁷⁸ S. Dasu,⁷⁸ M. Datta,⁷⁸ A. M. Eichenbaum,⁷⁸ J. J. Hollar,⁷⁸ J. R. Johnson,⁷⁸ P. E. Kutter,⁷⁸ H. Li,⁷⁸ R. Liu,⁷⁸ F. Di Lodovico,⁷⁸ A. Mihalyi,⁷⁸ A. K. Mohapatra,⁷⁸ Y. Pan,⁷⁸ R. Prepost,⁷⁸ S. J. Sekula,⁷⁸ P. Tan,⁷⁸ J. H. von Wimmersperg-Toeller,⁷⁸ J. Wu,⁷⁸ S. L. Wu,⁷⁸ Z. Yu,⁷⁸ and H. Neal⁷⁹

(BABAR Collaboration)

¹Laboratoire de Physique des Particules, F-74941 Annecy-le-Vieux, France

²Università di Bari, Dipartimento di Fisica and INFN, I-70126 Bari, Italy

³Institute of High Energy Physics, Beijing 100039, China

⁴University of Bergen, Institute of Physics, N-5007 Bergen, Norway

⁵Lawrence Berkeley National Laboratory and University of California, Berkeley, California 94720, USA

⁶University of Birmingham, Birmingham B15 2TT, United Kingdom

⁷Ruhr Universität Bochum, Institut für Experimentalphysik I, D-44780 Bochum, Germany

⁸University of Bristol, Bristol BS8 1TL, United Kingdom

⁹University of British Columbia, Vancouver, British Columbia, Canada V6T 1Z1

¹⁰Brunel University, Uxbridge, Middlesex UB8 3PH, United Kingdom

¹¹Budker Institute of Nuclear Physics, Novosibirsk 630090, Russia

¹²University of California at Irvine, Irvine, California 92697, USA

¹³University of California at Los Angeles, Los Angeles, California 90024, USA

¹⁴University of California at Riverside, Riverside, California 92521, USA

¹⁵University of California at San Diego, La Jolla, California 92093, USA

¹⁶University of California at Santa Barbara, Santa Barbara, California 93106, USA

¹⁷University of California at Santa Cruz, Institute for Particle Physics, Santa Cruz, California 95064, USA

¹⁸California Institute of Technology, Pasadena, California 91125, USA

¹⁹University of Cincinnati, Cincinnati, Ohio 45221, USA

²⁰University of Colorado, Boulder, Colorado 80309, USA

²¹Colorado State University, Fort Collins, Colorado 80523, USA

²²Technische Universität Dresden, Institut für Kern- und Teilchenphysik, D-01062 Dresden, Germany

²³Ecole Polytechnique, LLR, F-91128 Palaiseau, France

²⁴University of Edinburgh, Edinburgh EH9 3JZ, United Kingdom

- ²⁵Università di Ferrara, Dipartimento di Fisica and INFN, I-44100 Ferrara, Italy
²⁶Florida A&M University, Tallahassee, Florida 32307, USA
²⁷Laboratori Nazionali di Frascati dell'INFN, I-00044 Frascati, Italy
²⁸Università di Genova, Dipartimento di Fisica and INFN, I-16146 Genova, Italy
²⁹Harvard University, Cambridge, Massachusetts 02138, USA
³⁰Universität Heidelberg, Physikalisches Institut, Philosophenweg 12, D-69120 Heidelberg, Germany
³¹Imperial College London, London SW7 2AZ, United Kingdom
³²University of Iowa, Iowa City, Iowa 52242, USA
³³Iowa State University, Ames, Iowa 50011-3160, USA
³⁴Laboratoire de l'Accélérateur Linéaire, F-91898 Orsay, France
³⁵Lawrence Livermore National Laboratory, Livermore, California 94550, USA
³⁶University of Liverpool, Liverpool L69 7ZE, United Kingdom
³⁷Queen Mary, University of London, E1 4NS, United Kingdom
³⁸University of London, Royal Holloway and Bedford New College, Egham, Surrey TW20 0EX, United Kingdom
³⁹University of Louisville, Louisville, Kentucky 40292, USA
⁴⁰University of Manchester, Manchester M13 9PL, United Kingdom
⁴¹University of Maryland, College Park, Maryland 20742, USA
⁴²University of Massachusetts, Amherst, Massachusetts 01003, USA
⁴³Massachusetts Institute of Technology, Laboratory for Nuclear Science, Cambridge, Massachusetts 02139, USA
⁴⁴McGill University, Montréal, Québec, Canada H3A 2T8
⁴⁵Università di Milano, Dipartimento di Fisica and INFN, I-20133 Milano, Italy
⁴⁶University of Mississippi, University, Mississippi 38677, USA
⁴⁷Université de Montréal, Laboratoire René J. A. Lévesque, Montréal, QC, Canada H3C 3J7
⁴⁸Mount Holyoke College, South Hadley, Massachusetts 01075, USA
⁴⁹Università di Napoli Federico II, Dipartimento di Scienze Fisiche and INFN, I-80126, Napoli, Italy
⁵⁰NIKHEF, National Institute for Nuclear Physics and High Energy Physics, NL-1009 DB Amsterdam, The Netherlands
⁵¹University of Notre Dame, Notre Dame, Indiana 46556, USA
⁵²Oak Ridge National Laboratory, Oak Ridge, Tennessee 37831, USA
⁵³The Ohio State University, Columbus, Ohio 43210, USA
⁵⁴University of Oregon, Eugene, Oregon 97403, USA
⁵⁵Università di Padova, Dipartimento di Fisica and INFN, I-35131 Padova, Italy
⁵⁶Universités Paris VI et VII, Lab de Physique Nucléaire H. E., F-75252 Paris, France
⁵⁷Università di Pavia, Dipartimento di Elettronica and INFN, I-27100 Pavia, Italy
⁵⁸University of Pennsylvania, Philadelphia, Pennsylvania 19104, USA
⁵⁹Università di Perugia, Dipartimento di Fisica and INFN, I-06100 Perugia, Italy
⁶⁰Università di Pisa, Dipartimento di Fisica, Scuola Normale Superiore and INFN, I-56127 Pisa, Italy
⁶¹Prairie View A&M University, Prairie View, Texas 77446, USA
⁶²Princeton University, Princeton, New Jersey 08544, USA
⁶³Università di Roma La Sapienza, Dipartimento di Fisica and INFN, I-00185 Roma, Italy
⁶⁴Universität Rostock, D-18051 Rostock, Germany
⁶⁵Rutherford Appleton Laboratory, Chilton, Didcot, Oxon OX11 0QX, United Kingdom
⁶⁶DSM/Dapnia, CEA/Saclay, F-91191 Gif-sur-Yvette, France
⁶⁷University of South Carolina, Columbia, South Carolina 29208, USA
⁶⁸Stanford Linear Accelerator Center, Stanford, California 94309, USA
⁶⁹Stanford University, Stanford, California 94305-4060, USA
⁷⁰State University of New York, Albany, New York 12222, USA
⁷¹University of Tennessee, Knoxville, Tennessee 37996, USA
⁷²University of Texas at Austin, Austin, Texas 78712, USA
⁷³University of Texas at Dallas, Richardson, Texas 75083, USA
⁷⁴Università di Torino, Dipartimento di Fisica Sperimentale and INFN, I-10125 Torino, Italy
⁷⁵Università di Trieste, Dipartimento di Fisica and INFN, I-34127 Trieste, Italy
⁷⁶Vanderbilt University, Nashville, Tennessee 37235, USA
⁷⁷University of Victoria, Victoria, British Columbia, Canada V8W 3P6
⁷⁸University of Wisconsin, Madison, Wisconsin 53706, USA
⁷⁹Yale University, New Haven, Connecticut 06511, USA

(Received 7 February 2004; published 21 July 2004)

We report the observation of the B meson decay $B^\pm \rightarrow J/\psi\eta K^\pm$ and evidence for the decay $B^0 \rightarrow J/\psi\eta K_S^0$, using 90×10^6 $B\bar{B}$ events collected at the $Y(4S)$ resonance with the BABAR detector at the SLAC PEP-II e^+e^- asymmetric-energy storage ring. We obtain branching fractions of $\mathcal{B}(B^\pm \rightarrow J/\psi\eta K^\pm) = [10.8 \pm 2.3(\text{stat}) \pm 2.4(\text{syst})] \times 10^{-5}$ and $\mathcal{B}(B^0 \rightarrow J/\psi\eta K_S^0) = [8.4 \pm 2.6(\text{stat}) \pm$

$2.7(\text{syst})] \times 10^{-5}$. We search for the new narrow mass state, the $X(3872)$, recently reported by the Belle Collaboration, in the decay $B^\pm \rightarrow X(3872)K^\pm$, $X(3872) \rightarrow J/\psi\eta$ and determine an upper limit of $\mathcal{B}[B^\pm \rightarrow X(3872)K^\pm \rightarrow J/\psi\eta K^\pm] < 7.7 \times 10^{-6}$ at 90% confidence level.

DOI: 10.1103/PhysRevLett.93.041801

PACS numbers: 13.25.Hw, 11.30.Er, 12.15.Hh

The study of charmonium production in exclusive B meson decays led to the discoveries of new states. Since B mesons can decay via color-suppressed $b \rightarrow c\bar{c}s$ quark transitions, the charmonium states are typically produced in final states with kaons. Many known charmonium states have been observed in decays such as $B \rightarrow J/\psi K^{(*)}$, $\psi(2S)K^{(*)}$, $\chi_c K^{(*)}$, and $\eta_c(1S)K^{(*)}$, and evidence for new states such as a candidate for the $\eta_c(3654)$ has been published [1]. Recently the Belle Collaboration [2] observed a new narrow mass state with a $3.872 \text{ GeV}/c^2$ mass produced in the decay $B^\pm \rightarrow X(3872)K^\pm$, $X(3872) \rightarrow \pi^+\pi^-J/\psi$. This new state may be the hitherto undetected $J^{PC} = 2^{--} 1^3D_2$ charmonium state [3]. However, such a state should have a large radiative $E1$ dipole transition into $\gamma\chi_{c1}$, which Belle does not observe, and theoretical models [3] predict a smaller mass splitting, relative to the $\psi(3770)$, than observed. Unconventional explanations include a molecule [4] formed with charmed D and D^* mesons, since the $X(3872)$ has a mass exactly at $D^{*0}(2007) + D^0(1864)$ threshold. Alternatively, this new state may be a hybrid charmonium state [5] formed of $c\bar{c}$ + gluons since color octet charmonium states may be produced in exclusive B decays [6].

To further elucidate the nature of the $X(3872)$, we analyze the exclusive decay $B \rightarrow J/\psi\eta K$ and search for $X(3872) \rightarrow J/\psi\eta$. If the $X(3872)$ is a conventional charmonium state, its decays may be similar to the $\psi(2S)$, which decays into $J/\psi\pi^+\pi^-$ and, with a factor of 10 smaller relative rate, into $J/\psi\eta$. If instead, it is a hybrid charmonium state, it is also predicted [5] to decay into $J/\psi\pi\pi$ and $J/\psi\eta$. The latter mode may have an enhanced rate [7] if there are gluonic couplings in the η .

The decay $B \rightarrow J/\psi\eta K$ is similar at the quark level to other color-suppressed decays such as $B \rightarrow J/\psi\phi K$, which has been observed with a branching fraction of $(4.4 \pm 1.4 \pm 0.5) \times 10^{-5}$ [8]. Hence it might be expected that $B \rightarrow J/\psi\eta K$ has a comparable branching fraction.

The data used in this analysis correspond to a total integrated luminosity of 81.9 fb^{-1} taken on the $Y(4S)$ resonance, producing a sample of $90.0 \pm 1.0 \times 10^6$ $B\bar{B}$ events ($N_{B\bar{B}}$). Data were collected at the SLAC PEP-II asymmetric-energy e^+e^- storage ring with the *BABAR* detector, fully described elsewhere [9]. The *BABAR* detector includes a silicon vertex tracker and a drift chamber in a 1.5-T solenoidal magnetic field to detect charged particles and measure their momenta and energy loss. Photons, electrons, and neutral hadrons are detected in a CsI(Tl)-crystal electromagnetic calorimeter. An internally reflecting ring-imaging Cherenkov detector is used

for particle identification. Penetrating muons and neutral hadrons are identified by resistive-plate chambers in the steel flux return. Preliminary track-selection criteria in this analysis follow previous *BABAR* analyses [10] and the detailed explanation of the particle identification (PID) is given elsewhere [10,11].

The intermediate states in the charged ($J/\psi\eta K^\pm$) and neutral ($J/\psi\eta K_S^0$) modes used in this analysis, $J/\psi \rightarrow e^+e^-$, $J/\psi \rightarrow \mu^+\mu^-$, $\eta \rightarrow \gamma\gamma$, and $K_S^0 \rightarrow \pi^+\pi^-$, are selected within the mass intervals $2.95 < M(e^+e^-) < 3.14$, $3.06 < M(\mu^+\mu^-) < 3.14$, $0.525 < M(\gamma\gamma) < 0.571$, and $0.489 < M(\pi^+\pi^-) < 0.507 \text{ GeV}/c^2$. The mass interval for e^+e^- is larger than for $\mu^+\mu^-$ to enable detection of events with bremsstrahlung in the detector. The K_S^0 decay length in the lab frame is required to be greater than 0.1 cm.

The analysis utilizes two kinematic variables [8]: the energy difference ΔE between the energy of the B candidate and the beam energy E_b^* in the $Y(4S)$ rest frame; and the beam-energy-substituted mass $m_{ES} = \sqrt{(E_b^*)^2 - (p_B^*)^2}$, where p_B^* is the reconstructed momentum of the B candidate in the $Y(4S)$ frame. Signal events concentrate in a rectangular signal-box region bounded by $|m_{ES} - m_B| < 7.5 \text{ MeV}/c^2$, where m_B is the mass of B meson and $|\Delta E| < 40 \text{ MeV}$.

Before the data were analyzed, the final selection criteria were optimized separately for each mode using a Monte Carlo (MC) simulation of both the signal and backgrounds. Motivated by the $B \rightarrow J/\psi\phi K$ measurement, the MC signal branching fraction for $B \rightarrow J/\psi\eta K$ was set to 5×10^{-5} . The number of reconstructed MC signal events n_s^{mc} and the number of reconstructed MC background events n_b^{mc} in the signal box were used to estimate the sensitivity ratio, $n_s^{\text{mc}}/\sqrt{n_s^{\text{mc}} + n_b^{\text{mc}}}$. This ratio was maximized by varying the selection criteria on the η mass, a π^0 veto, the photon helicity angle from the η decay, and the thrust angle. The $\gamma\gamma$ mass interval of the η candidate as specified earlier was chosen by this procedure. In the charged (neutral) mode, if either of the photons associated with an η candidate, in combination with any other photon in the event, forms a $\gamma\gamma$ mass within $17(10) \text{ MeV}/c^2$ of the nominal π^0 mass, the η candidate is vetoed as a π^0 background. The η candidate is rejected if $|\cos\theta_\gamma^\eta|$ is greater than 0.93(0.81), where θ_γ^η is the photon helicity angle [10] in the η rest frame. Signal events have a uniform $\cos\theta_\gamma^\eta$ distribution, whereas combinatorial background of random pairs of photons typically has a distribution that peaks near ± 1 .

To separate two-jet continuum events from the more spherical decays of B mesons produced nearly at rest from

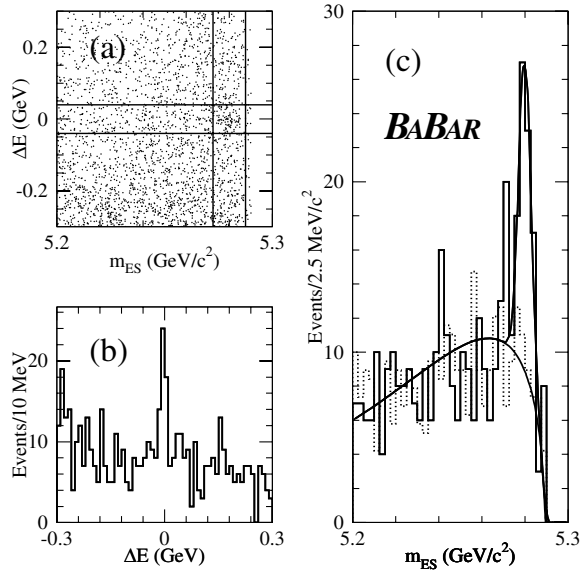


FIG. 1. For $B^\pm \rightarrow J/\psi\eta K^\pm$, the ΔE versus m_{ES} event distribution (a) is shown with vertical and horizontal bands defined by limits, $|m_{ES} - m_B| < 7.5 \text{ MeV}/c^2$ and $|\Delta E| < 40 \text{ MeV}$, respectively. The intersection of these bands corresponds to the signal-box region defined in the text. The ΔE projection (b) is shown for events in the vertical band that contains the m_{ES} signal region. The m_{ES} projection (c) is shown for events in the horizontal band that contains the ΔE signal region. The dashed histogram represents the estimated background and is described in the text.

$\Upsilon(4S) \rightarrow B\bar{B}$, the angle θ_T between the thrust [10] direction of the B meson candidate and the thrust direction of the remaining charged tracks and photons in the event is calculated. We reject charged (neutral) mode events when $|\cos\theta_T|$ is greater than 0.8 (0.9), since the distribution in $\cos\theta_T$ is flat for $B\bar{B}$ events, while background $e^+e^- \rightarrow q\bar{q}$ continuum events peak at $\cos\theta_T = \pm 1$.

The data, after these cuts, are shown in Figs. 1 and 2 and where (a) is a scatter plot of ΔE versus m_{ES} , (b) is the ΔE histogram, and (c) is the m_{ES} histogram (solid line). There are signal peaks in the m_{ES} and ΔE distributions for both modes. If we exclude events with $\eta \rightarrow \gamma\gamma$ by changing the $0.525 < M(\gamma\gamma) < 0.571$ selection to $0.470 < M(\gamma\gamma) < 0.493$ or $0.597 < M(\gamma\gamma) < 0.620$, the signal peaks disappear in both modes. Hence we find evidence for B signals in both the $J/\psi\eta K^\pm$ and $J/\psi\eta K_S^0$ modes.

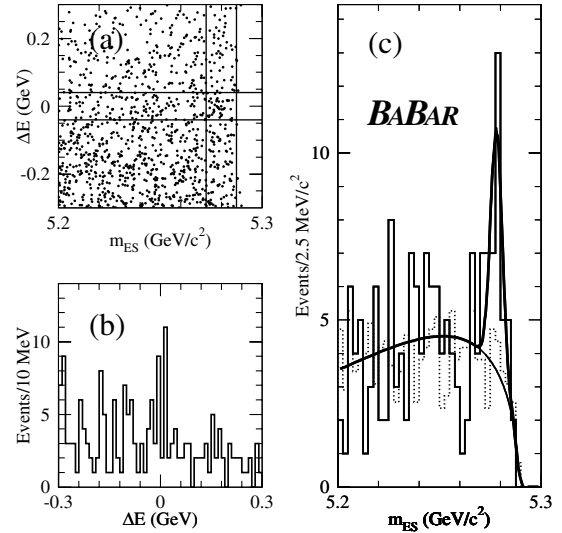


FIG. 2. The ΔE and m_{ES} distributions for $B^0 \rightarrow J/\psi\eta K_S^0$. The descriptions of (a), (b), and (c) follow those of Figs. 1(a), 1(b), and 1(c), respectively.

To determine the branching fraction for these modes, we first find the number of signal events, which is defined as $n_s = n_0 - n_b$, where n_0 is the number of events in the signal-box region, and n_b is the estimated number of background events. For each mode, n_b is obtained from fitting the m_{ES} distribution for events with $|\Delta E| < 40 \text{ MeV}$ with the line shape of a Gaussian function and an ARGUS function [10], which is an empirical parameterization of the background shape. The fit parameters are the normalization and mean of the Gaussian and the normalization of the background curve. The width of the Gaussian is fixed to the value determined by MC simulation and the shape of the background curve is fixed to a best fit to the data m_{ES} distribution with the ΔE sideband region of $0.10 < |\Delta E| < 0.14 \text{ GeV}$ for the B^\pm mode and $0.08 < |\Delta E| < 0.28 \text{ GeV}$ for the B^0 mode. Figures 1(c) and 2(c) show the resulting Gaussian and background curves (solid line) and the background events (dashed histogram) from the ΔE sideband regions normalized to the data in the signal region. Integrating the background curve over the signal-box region we obtain n_b and its uncertainty, σ_b . Results are listed in Table I.

The branching fraction is calculated as $\mathcal{B} = n_s / (N_{B\bar{B}} \times \epsilon \times f)$, where ϵ is the efficiency and f is the product of secondary branching fractions for the J/ψ , η , and K_S^0 . Efficiencies are determined by the MC

TABLE I. Efficiencies, number of signal-box and background events, 90% C.L. of the number of events and the branching fraction upper limits, P -values and branching fractions.

Mode	ϵ	n_0	$n_b \pm \sigma_b$	$N_{90\%}$	90% C.L.U.L.	P value	Branching fraction
$J/\psi\eta K^\pm$	10.75%	99	50.3 ± 3.0	70.0	$< 15.5 \times 10^{-5}$	2×10^{-8}	$(10.8 \pm 2.3 \pm 2.4) \times 10^{-5}$
$J/\psi\eta K_S^0$	8.53%	39	18.5 ± 1.7	34.5	$< 14.1 \times 10^{-5}$	9×10^{-5}	$(8.4 \pm 2.6 \pm 2.7) \times 10^{-5}$

simulation with three-body phase space and the branching fractions of $Y(4S) \rightarrow B^+B^-$ and $Y(4S) \rightarrow B^0\bar{B}^0$ are assumed to be equal. Results on \mathcal{B} are given in the last column of Table I where the first and second errors are statistical and systematic, respectively. The statistical error is derived from the uncertainty in n_s which is $\sqrt{n_0 + \sigma_b^2}$.

The systematic error, σ_{sys} , for each mode (charged/neutral) is determined by adding in quadrature the percentage uncertainty on each of the following quantities: $N_{B\bar{B}}$ (1.1%/1.1%); secondary branching fractions [12] (2.48%/2.52%); MC statistics (1.77%/2.17%); PID, tracking, and photon detection efficiencies (8.2%/8.3%); π^0 veto (8.1%/8.3%); η mass range (3.40%/3.14%); background parametrization (16.7%/27.0%); and model dependence (5.1%/9.5%). The total systematic errors for the charged and neutral modes are 22.0% and 32.0%, respectively. The uncertainties in the PID, tracking, and photon detection efficiencies are based on the study of data control samples [10]. The uncertainty in the π^0 veto efficiency was studied by measuring the veto efficiency on the inclusive η rate in data and in the MC calculation. The uncertainty due to the η mass selection was determined by comparing the measured η mass resolution in inclusive η decays to the η mass resolution from the signal MC calculation. The background parametrization uncertainty was estimated by changing the ARGUS shape parameter by ± 1 standard deviation, refitting the m_{ES} data distribution, and recalculating the number of signal events. Although this analysis used MC events generated with three-body phase space to determine the final efficiencies, additional systematic uncertainties due to the decay model dependence are estimated. The efficiency uncertainty due to unknown angular distributions and intermediate resonances has been estimated by comparing the efficiencies obtained in five different MC generated models. These include 100% transversely polarized J/ψ , 100% longitudinally polarized J/ψ , large two-body $J/\psi\eta$ mass, large two-body ηK mass, and small two-body $J/\psi K$ mass. The resulting relative change in efficiencies was used to estimate the production model uncertainty. The resulting total σ_{sys} for each mode is used to determine the \mathcal{B} systematic errors in Table I.

The P value for null hypothesis (no signal) is the Poisson probability that the background events fluctuate to $\geq n_0$. Assuming the probability distribution function of the background is a Gaussian with mean n_b and standard deviation σ_b , we calculate the Poisson probabilities with different background values weighted by this Gaussian distribution to determine the final P value for each mode. The resulting P values are equivalent to a statistical significance of 5.6σ and 3.9σ for the charged and neutral modes, respectively. If we remove the direct decays, $B^\pm \rightarrow \psi(2S)K^\pm$, $\psi(2S) \rightarrow J/\psi\eta$, from our sample by selecting events with $M(J/\psi\eta) > 3.75 \text{ GeV}/c^2$ and apply the same signal/background ex-

traction procedure, we obtain P values of 2.0×10^{-6} and 5.6×10^{-5} for the charged and neutral modes, respectively.

We also determine the 90% confidence level upper limit (C.L.U.L.) on the branching fraction using n_0 , n_b , and σ_b , in the signal region, and σ_{sys} . The Bayesian upper limit on the number of signal events, $N_{90\%}$, is obtained by folding the Poisson distribution with two Gaussian distributions representing the background and systematic uncertainties and integrating the resulting function to the 90% confidence level (C.L.). This assumes that the *a priori* branching fraction distributions are flat. The charged and neutral results, $J/\psi\eta K^\pm$ and $J/\psi\eta K_S^0$, are listed in Table I.

Our resulting branching fractions are comparable to the color-suppressed decay $B \rightarrow J/\psi\phi K$ branching fraction. The ratio of the charged to neutral branching fractions is consistent within errors to the expected value of 2.

We search for the $X(3872)$ in $B \rightarrow XK$, $X \rightarrow J/\psi\eta$ selecting the signal region, $|m_{\text{ES}} - m_B| < 7.5 \text{ MeV}/c^2$ and $|\Delta E| < 40 \text{ MeV}$. The resulting $J/\psi\eta$ mass distribution is shown in Fig. 3. The two-body mass resolution from Monte Carlo studies is $6 \text{ MeV}/c^2$. There is possible evidence for the $\psi(2S)$ and no evidence for the $X(3872)$. Using the measured branching fractions $\mathcal{B}(B^\pm \rightarrow \psi(2S)K^\pm)$, $\psi(2S) \rightarrow J/\psi\eta = (2.16 \pm 0.19) \times 10^{-5}$ [12], we expect to reconstruct 12 ± 1 events in the charged mode in the $J/\psi\eta$ mass region below $3.710 \text{ GeV}/c^2$ and we observe 15. After restricting the mass to $3.85 < M(J/\psi\eta) < 3.89 \text{ GeV}/c^2$, we fit the m_{ES} plot with the same procedure as before and obtain an upper limit for the product branching fraction $\mathcal{B}(B^\pm \rightarrow X(3872)K^\pm, X \rightarrow J/\psi\eta) < 7.7 \times 10^{-6}$ at 90% C.L.

Our resulting upper limit may be compared to the Belle result [2], $\mathcal{B}(B^\pm \rightarrow X(3872)K^\pm \rightarrow J/\psi\pi^+\pi^-K^\pm) / \mathcal{B}(B^\pm \rightarrow \psi(2S)K^\pm \rightarrow J/\psi\pi^+\pi^-K^\pm) = (6.3 \pm 1.2 \pm 0.7)\%$. Using $\mathcal{B}(B^\pm \rightarrow \psi(2S)K^\pm \rightarrow J/\psi\pi^+\pi^-K^\pm) = (2.0 \pm 0.15 \pm 0.22) \times 10^{-4}$ [12] it can be deduced that $\mathcal{B}(B^\pm \rightarrow X(3872)K^\pm \rightarrow J/\psi\pi^+\pi^-K^\pm) = (12.6 \pm 2.8 \pm 1.2) \times 10^{-6}$. If the matrix elements for $X(3872) \rightarrow J/\psi\pi^+\pi^-$ and $J/\psi\eta$ are similar to those of the $\psi(2S)$ and we include the larger phase space for the decay of

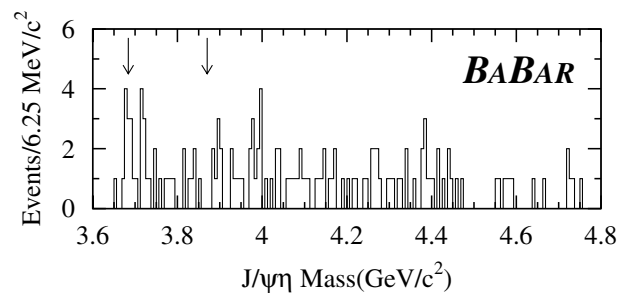


FIG. 3. The summed $J/\psi\eta$ mass distributions from $B^\pm \rightarrow J/\psi\eta K^\pm$ and $B^0 \rightarrow J/\psi\eta K_S^0$. The arrows indicate where the $\psi(2S)$ and $X(3872)$ signals would appear.

$X(3872) \rightarrow J/\psi\eta$ relative to the $\psi(2S)$, then we would expect $\mathcal{B}(B^\pm \rightarrow X(3872)K^\pm \rightarrow J/\psi\eta K^\pm) \sim 3 \times 10^{-6}$. Our upper limit is within a factor of 2 of this estimate. This result is consistent with the charmonium interpretation of the $X(3872)$ and restricts the magnitude of possible enhancements with hybrid states.

In conclusion, we have made the first observation of the decay mode $B \rightarrow J/\psi\eta K$ with branching fractions of $\mathcal{B}(B^\pm \rightarrow J/\psi\eta K^\pm) = (10.8 \pm 2.3 \pm 2.4) \times 10^{-5}$ and $\mathcal{B}(B^0 \rightarrow J/\psi\eta K_S^0) = (8.4 \pm 2.6 \pm 2.7) \times 10^{-5}$. We set an upper limit for the $X(3872)$ in the product branching fraction, $\mathcal{B}(B^\pm \rightarrow X(3872)K^\pm \rightarrow J/\psi\eta K^\pm) < 7.7 \times 10^{-6}$ at 90% C.L.

We are grateful for the excellent luminosity and machine conditions provided by our SLAC PEP-II colleagues and for the substantial dedicated effort from the computing organizations that support *BABAR*. The collaborating institutions wish to thank SLAC for its support and kind hospitality. This work is supported by DOE and NSF (USA), by NSERC (Canada), by IHEP (China), by CEA and CNRS-IN2P3 (France), by BMBF and DFG (Germany), by INFN (Italy), by FOM (The Netherlands), by NFR (Norway), by MIST (Russia), and by PPARC (United Kingdom). Individuals have received support from the A. P. Sloan Foundation, from Research Corporation, and from Alexander von Humboldt Foundation.

*Also with Università della Basilicata, Potenza, Italy.

†Also with IFIC, Instituto de Física Corpuscular, CSIC-Universidad de Valencia, Valencia, Spain

‡Deceased.

- [1] Belle Collaboration, S. K. Choi *et al.*, Phys. Rev. Lett. **89**, 102001 (2002); *BABAR* Collaboration, G. Wagner, e-print hep-ex/0305083.
- [2] Belle Collaboration, S. K. Choi *et al.*, Phys. Rev. Lett. **91**, 262001 (2003); confirming evidence from the CDF Collaboration, D. Acosta *et al.*, hep-ex/0312021.
- [3] E. Eichten, K. Lane, and C. Quigg, Phys. Rev. Lett. **89**, 162002 (2002); S. Pakvasa and M. Suzuki, Phys. Lett. B **579**, 67 (2004); T. Barnes and S. Godfrey, Phys. Rev. D **69**, 054008 (2004).
- [4] N. Tornqvist, hep-ph/0308277; M. B. Voloshin, Phys. Lett. B **579**, 316 (2004); F. Close and P. Page, Phys. Lett. B **578**, 119 (2004); C. Y. Wong, Phys. Rev. C **69**, 055202 (2004); E. Braaten and M. Kusunoki, Phys. Rev. D **69**, 074005 (2004); E. Swanson, Phys. Lett. B **588**, 189 (2004).
- [5] F. Close and S. Godfrey, Phys. Lett. B **574**, 210 (2003).
- [6] G. Bodwin, E. Braaten, T. Yuan, and G. Lepage, Phys. Rev. D **46**, R3703 (1992); M. Beneke, F. Maltoni, and I. Rothstein, Phys. Rev. D **59**, 54003 (1999); P. Ko, J. Lee, and H. Song, Phys. Lett. B **395**, 107 (1997).
- [7] C. Quigg, hep-ph/0403187.
- [8] CLEO Collaboration, A. Anastassov *et al.*, Phys. Rev. Lett. **84**, 1393, (2000); *BABAR* Collaboration, B. Aubert *et al.*, Phys. Rev. Lett. **91**, 071801 (2003). This second reference provides more description of the ΔE and m_{ES} variables.
- [9] *BABAR* Collaboration, B. Aubert *et al.*, Nucl. Instrum. Methods Phys. Res., Sect. A **479**, 1 (2002).
- [10] *BABAR* Collaboration, B. Aubert *et al.*, Phys. Rev. D **65**, 032001 (2002). This publication forms a basic reference of our analysis. The helicity angles and thrust variable are described in Sec. VIIC.1, the ARGUS function and beam-energy substituted mass in Sec. VIIC, and the particle identification and tracking criteria for the photons, electrons, and muons in Secs. IIC and IID. The photon candidates selection is described in Sec. VC. The electron candidates are required to satisfy the “tight” selections and the muon candidates use the “Loose” selections, as specified in Table II. The estimate of the efficiency uncertainty in the PID, tracking, and photon detection using control samples from data is described in Sec. XI. The original ARGUS function is described in H. Albrecht *et al.*, Phys. Lett. B **185**, 218 (1987) and in H. Albrecht *et al.* Phys. Lett. B **241**, 278 (1990).
- [11] *BABAR* Collaboration, B. Aubert *et al.*, Phys. Rev. D **66**, 032003, (2002). The charged kaon candidate used a selection slightly more stringent than those described in this reference.
- [12] Particle Data Group, K. Hagiwara *et al.*, Phys. Rev. D **66**, 010001 (2002).