

On a Characterization of Cellular Automata in Tilings of the Hyperbolic Plane

Maurice Margenstern

Laboratoire d'Informatique Théorique et Appliquée, EA 3097
Université de Metz, I.U.T. de Metz, Département d'Informatique
Île du Saulcy, 57045 Metz Cedex, France
margens@univ-metz.fr

Abstract

In this paper, we look at the extension of Hedlund's characterization of cellular automata to the case of cellular automata in the hyperbolic plane. This requires an additional condition. The new theorem is proved with full details in the case of the pentagrid and in the case of the ternary heptagrid and enough indications to show that it holds also on the grids $\{p, q\}$ of the hyperbolic plane.

1 Introduction

Hedlund's theorem, see [4] is a well known characterization of cellular automata in terms of transformation over the space of all possible configurations. The theorem says that the global transition function defined by the local rule of a cellular automaton is a continuous function on the space of all configurations of the cellular automaton and that this global function also commutes with all shifts. The theorem states that the converse is true. As a well known corollary of the theorem, we know that a cellular automaton is reversible if and only if its global transition function is bijective.

In the paper, we investigate the status of the theorem in the case of cellular automata in the hyperbolic plane. We shall prove that it is not true, *stricto-sensu*: there are cellular automata in the hyperbolic plane which do not commute with all the shifts which leave invariant the grid of the cellular automaton. In fact, we shall prove that the commutation with shifts entails another property of the cellular automaton which we call **rotation invariance**. Then, denoting \mathcal{C} the space of configurations for the considered grid, here the pentagrid or the ternary heptagrid. We can state:

Theorem 1 *A mapping F from \mathcal{C} into \mathcal{C} is the global transition function of a rotation invariant cellular automaton on the pentagrid or the ternary heptagrid if and only if F is continuous and if F commutes with all the shifts leaving the grid invariant.*

Later, we shall extend the theorem to all grids of the form $\{p, q\}$ of the hyperbolic plane. During the proof, we shall prove that the considered shifts are finitely generated: in the case of the pentagrid and of the ternary heptagrid but also, generally, for any grid $\{p, q\}$.

As we shall see, the main concern of the proof is the coordinate system for locating the cells of the cellular automaton.

This problem is obvious in the case of the Euclidean plane: in fact, whatever the grid, we may consider that we are in \mathbb{Z}^2 and the proof is almost word by word the same as in the unidimensional case.

In the case of the hyperbolic plane, things are very different. First, there are infinitely many tilings defined by tessellation, *i.e.* generated by the reflection of a regular polygon in its edges and, recursively, of the images in their edges. Second, there is no as general pattern as in the Euclidean plane to locate the cells of the grid. In [6], a new tool was introduced which allows to better handle the problem. It gives a general frame to locate the cells in any grid $\{p, q\}$, but the realization of the frame for each tiling $\{p, q\}$ generally depends of the tiling. There are a few exceptions. Among them we have the case of the pentagrid and of the ternary heptagrid which, up to a point, can be handled in the same way.

Just after this introduction, in the second section, we remind the reader with the system of coordinates introduced in [6], also explained in [7]. Then, in the third section, we look at the continuity part of the theorem. In the fourth section, we prove that the shifts are finitely generated, extending the result to any grid $\{p, q\}$. In the fifth section, we prove that the commutation with the shifts is equivalent to the rotation invariance. In the sixth section, we prove the theorem and its corollary about reversible cellular automata in the hyperbolic plane.

The reader is referred to [7] for an introduction to hyperbolic geometry which is aimed at the implementation of cellular automata in the corresponding spaces.

2 Coordinates in the Pentagrid and in the Heptagrid of the Hyperbolic Plane

As recalled in the introduction, the hyperbolic plane admits infinitely many tilings defined by tessellation. This is a corollary of a famous theorem proved by Henri POINCARÉ in the late 19th century, see [7], for instance.

Figure 1 sketchily remembers that the tiling is spanned by a generating tree. Now, as indicated in figure 2, five quarters around a central tile allows us to exactly cover the hyperbolic plane with the **pentagrid** which is the tessellation obtained from the regular pentagon with right angles.

In the right-hand side picture of figure 2, we remember the basic process which defines the coordinates in a quarter of the pentagrid, see [7]. We number the nodes of the tree, starting from the root and going on, level by level and, on each level, from the left to the right. Then, we represent each number in the basis defined by the Fibonacci sequence with $f_1 = 1$, $f_2 = 2$, taking the maximal representation, see[6, 7].

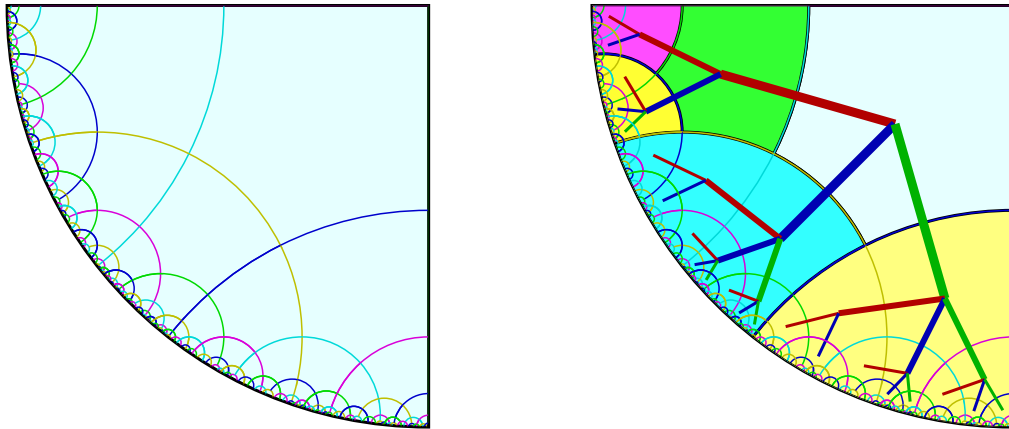


Figure 1 On the left: the tiling; on the right: the underlying tree which spans the tiling.

From the left-hand side picture of figure 2, we can see that any tile can be located by the indication of two numbers (i, ν) , where $i \in \{1..5\}$ numbers a quarter around the central tile and ν is the number of the tile in the corresponding tree which we call a **Fibonacci tree** as the number of tiles at distance n from the root of the tree is f_{2n+1} , see [8, 6, 7].

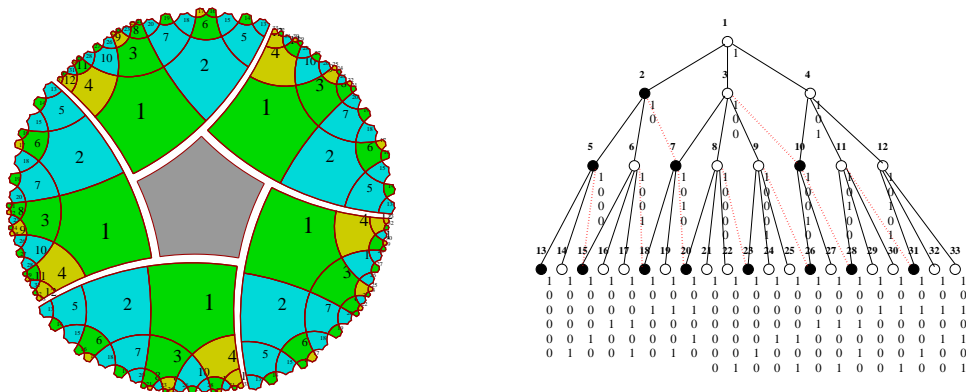


Figure 2 On the left: five quarters around a central tile; on the right: the representations of the numbers attached to the nodes of the Fibonacci tree.

Almost the same system of coordinates can be defined for the **ternary heptagrid** which is obtained by tessellation from a regular heptagon with the interior angle of $\frac{2\pi}{3}$, see figure 3.

Remind that the main reason of this system of coordinates is that from any cell, we can find out the coordinates of its neighbours in linear time with respect to the coordinate of the cell. Also in linear time from the coordinate of the cell, we can compute the path which goes from the central cell to the cell.

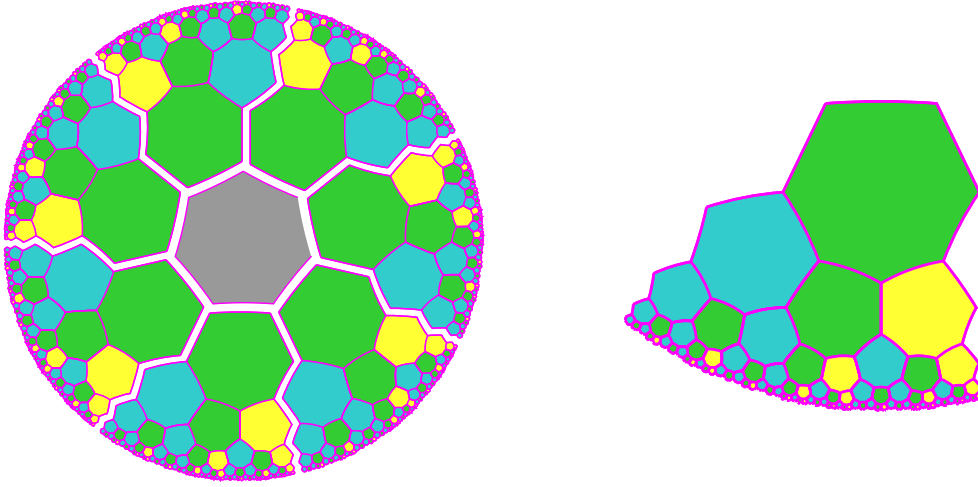


Figure 3 On the left: seven sectors around a central tile; on the right: the structure of a sector, where a Fibonacci tree can easily be recognized.

Now, as the system coordinate is fixed, we can turn to the space of configurations.

3 Topology on the Space of All Possible Configurations

In the proof of Hedlund's theorem, the space of configurations a cellular automaton with Q as a set of states is represented by $Q^{\mathbb{Z}^2}$. Accordingly, each configuration is viewed as a mapping from \mathbb{Z}^2 into Q . Now, as Q is a finite set, it is naturally endowed with the discrete topology which can be defined by a distance: $\text{dist}(q_1, q_2) = 1$ if $q_1 \neq q_2$ and $\text{dist}(q_1, q_2) = 0$ if $q_1 = q_2$. The space $Q^{\mathbb{Z}^2}$ is endowed with the product topology. It is the topology of the simple convergence, and it can also be defined by a distance:

$$\text{dist}(x, y) = \sum_{i \in \mathbb{Z}^2} \frac{\text{dist}(x(i), y(i))}{4(2|i| + 1)} 2^{-|i|},$$

where $|(\alpha, \beta)| = \max(|\alpha|, |\beta|)$. Note that $4(2n+1)$ is the length of a square centred at $(0,0)$, exactly containing the points (α, β) with $|(\alpha, \beta)| = n$.

The translation to the case of the pentagrid or the heptagrid is immediate. Again, let Q be the set of states of the cellular automaton. We define dist on Q as previously. Now, we denote by \mathcal{F}_5 the set of five Fibonacci trees dispatched around a central node. Similarly, we define \mathcal{F}_7 for the set of seven Fibonacci trees dispatched in a similar way.

Then the distance on the set of all configurations is defined by

$$\text{dist}(x, y) = \sum_{i \in \mathcal{F}_\alpha} \frac{\text{dist}(x(i), y(i))}{\alpha(f_{2|i|+1})} 2^{-|i|},$$

where $\alpha \in \{5, 7\}$ and $|i|$ is defined by the distance of i to the central cell. In other terms, $|i|$ is the index of the level of the tree on which i is. We note that αf_{2n+1} is the number of nodes which are at distance n from the central cell.

It is not difficult to see that if $x(i) = y(i)$ on a ball of radius n around the central

cell, $\text{dist}(x, y) \leq 2^{-n}$. Conversely, if $\text{dist}(x, y) \leq \frac{1}{f_{2n+1}2^{-n}}$, then $x(i) = y(i)$ on a ball of radius $n-1$ around the central cell.

As well known, the set of all configurations $Q^{\mathcal{F}^\alpha}$ endowed with the just defined topology is a compact metric space.

It is plain that we have the following property:

Lemma 1 *A cellular automaton on the pentagrid or on the heptagrid is continuous on the set of all configurations with respect to the product topology.*

Indeed, as long as two configurations are equal on the neighbourhood of a cell c which corresponds to the local function of transition, the values given by the cellular automaton at c are the same for both configurations.

It is possible to extend this result to any grid $\{p, q\}$.

Remind that the restriction of the tiling to an angular sector of angle $\frac{2\pi}{q}$ can be spanned by a tree \mathcal{F}_{pq} , see [9]. Accordingly, the whole tiling can be generated by $p \cdot (h-1)$ trees dispatched around a central tile, where $h = \lfloor \frac{q}{2} \rfloor$. Then, there is a bijection between the copies of the spanning trees and this tile with the tiling. Let \mathcal{H}_{pq} denote the new tree obtained by the central cell surrounded by the $p \cdot (h-1)$ copies of \mathcal{F}_{pq} . We can then consider that the set of configurations of a cellular automaton A in the grid $\{p, q\}$ is $Q^{\mathcal{H}_{pq}}$, where Q is the set of states of A .

Then, the metric of this compact metric space is defined by:

$$\text{dist}(x, y) = \sum_{i \in \mathcal{H}_{pq}} \frac{\text{dist}(x(i), y(i))}{\alpha(u_i)} 2^{-|i|},$$

where u_i is the number of nodes at distance i from the root of \mathcal{F}_{pq} , and where $\alpha = p(h-1)$, as there are $p(h-1)$ copies of \mathcal{F}_{pq} around the considered central cell. Note that the case $q = 3$ has an exceptional status, see [7].

Now, the same arguments as above for the pentagrid and for the ternary heptagrid allows us to reformulate lemma 1 as:

Lemma 2 *For all positive integers p and q with $\frac{1}{p} + \frac{1}{q} < \frac{1}{2}$, a cellular automaton on the grid $\{p, q\}$ of the hyperbolic plane is continuous on the set of all configurations with respect to the product topology.*

4 Generating the Shifts

First, if we analyze the proof of Hedlund's theorem, we only need the commutation with shifts to prove that a continuous mapping on the set of configurations is a cellular automaton. It is not required that the shifts constitute a group. What is needed is that for any cell c , there is a shift which transforms the origin $(0, 0)$ into c . Next, if the shifts we need can be generated by finitely many fixed in advance shifts, we are done, whether the shifts commute or not between themselves. If they do not commute, the representation will be more complicate, but this aspect is not relevant for our question.

The second good news is that we can find two shifts for the generation of all the shifts, both in the case of the pentagrid and of the ternary heptagrid. The proof is rather simple for the pentagrid. It is a bit more complex for the ternary heptagrid. It is a bit more difficult, also in the case of the grids $\{p, q\}$, when q is even. At last, it requires some effort in the case of the grids $\{p, q\}$, when q is odd.

In all these studies, we shall make use of the following general property:

Lemma 3 *Let τ_1 and τ_2 be two shifts along the lines ℓ_1 and ℓ_2 respectively. Then, $\tau_1 \circ \tau_2 \circ \tau_1^{-1}$ is a shift along the line $\tau_1(\ell_2)$, with the same amplitude as τ_2 and in the same direction.*

Although it is well known in the specialized literature, we provide the reader with a proof of the lemma. It relies on the following well known features on shifts in the hyperbolic plane:

- (i) a shift has no fixed point in the hyperbolic plane,
- (ii) there is a unique line of the hyperbolic plane, called the **axis** of the shift which is globally invariant under the action of the shift,
- (iii) a shift also leaves each half-plane, defined by the complement of its axis in the plane, globally invariant,
- (iv) a shift is an isometry, in particular it preserves lengths and it transforms lines into lines.

A transformation of the hyperbolic plane into itself which satisfies these three properties is a shift along its axis.

Proof of lemma 3. Consider two shifts τ_1 and τ_2 , and let $\tau = \tau_1 \circ \tau_2 \circ \tau_1^{-1}$. Let δ be the axis of τ_2 and let $\delta_1 = \tau_1(\delta)$. Take a point A on the line δ and define $A_1 = \tau_1^{-1}(A)$. Clearly, if $\tau_2(A) = B$, we have $\tau(A_1) = \tau_1(B)$. Define $B_1 = \tau_1(B)$. Now, as δ is the axis of τ_2 , $B \in \delta$ and so, $A_1, B_1 \in \delta_1$. Now, $\tau_1(B_1) = B$, so that $\tau(B_1) = \tau_1(C)$, where $C = \tau_2(B)$. As δ is the axis of τ_2 and as $B \in \delta$, we have also that $C \in \delta$, so that $\tau_1(C) \in \delta_1$. Now, $\tau_1(C) = \tau(B_1)$, so that $\tau(B_1) \in \delta_1$. Accordingly, A_1 and B_1 belong to δ_1 and $A_1 \neq B_1$ as $A \neq B = \tau_2(B)$ as τ_2 has no fixed point. Consequently, as τ is an isometry as a finite product of isometries, $\tau(\delta_1) \subseteq \delta_1$. And so, δ_1 is the axis of τ . Also, τ has no fixed point. Indeed, if P were a fixed point of τ , $\tau_1^{-1}(P)$ would be a fixed point of τ_2 . Impossible, as τ_2 is a shift. Accordingly, as τ is a product of shifts which are positive isometries, τ is also a positive isometry: it necessarily leaves the half-planes defined by δ_1 globally invariant. And so, τ is a shift along δ_1 . Now, $A_1 B_1 = \tau_1^{-1}(A B) = A B$, as τ_1 is an isometry. And so the amplitude of τ , which is $A_1 B_1 = A_1 \tau(A_1)$, is $A B = A \tau_2(A)$, the amplitude of τ_2 . \square

Now, it is possible to state:

Lemma 4 *The shifts leaving the pentagrid globally invariant are generated by two shifts and their inverses. The same property holds for the ternary heptagrid.*

We shall consider the cases of the pentagrid and of the heptagrid separately. We shall make use of the traditional notation of $\tau_1 \circ \tau_2 \circ \tau_1^{-1}$ by $\tau_2^{\tau_1}$.

First, consider the case of the pentagrid, it is illustrated by the left-hand side picture of figure 4.

Fix a tile of the pentagrid, say Π_0 . Fix an edge of Π_0 and let ℓ_1 be the line which supports this edge. Consider a contiguous edge, supported by the line ℓ_2 . Both lines are lines of the pentagrid. Let A be the common point of ℓ_1 and ℓ_2 : it is a vertex of Π_0 . Let B be the other vertex of Π_0 on ℓ_1 and let C be the other vertex of Π_0 on ℓ_2 . Then, define τ_1 to be the shift along ℓ_1 which transforms A into B and define τ_2 to be the shift along ℓ_2 which transforms A into C . Now, let us show that $\tau_1, \tau_2, \tau_1^{-1}$ and τ_2^{-1} generate all the shifts which leave the pentagrid globally invariant. It will be enough to show that if we take a tile P , there is a product of $\tau_1, \tau_2, \tau_1^{-1}$ and τ_2^{-1} which is a shift and which transforms Π_0 into P .

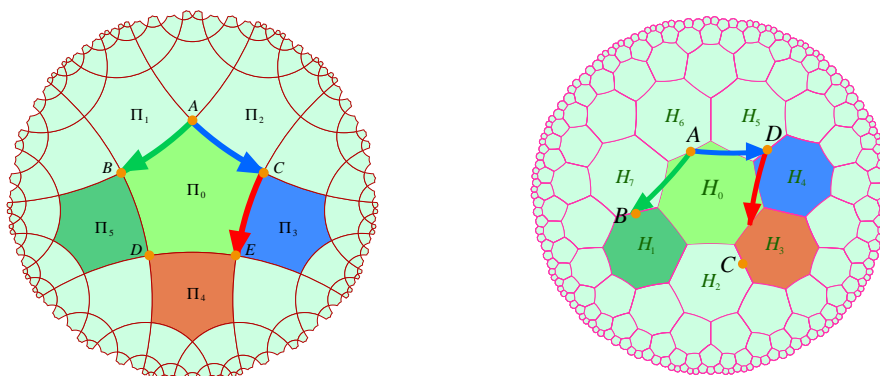


Figure 4 Action on the shifts τ_1 , green, and τ_2 , blue. On the left-hand side, $\Pi_i, i \in \{1..5\}$ denote the neighbour of Π_0 sharing with it the edge i . Similarly, on the right-hand side, the neighbours of H_0 are denoted by $H_i, i \in \{1..7\}$. Also, note the mid-points A, B, C and D which are used by table 1.

Number the edges of Π_0 by 1 up to 5 and assume that the edge 1 is AB and that the edge 2 is AC . Then, from lemma 3, $\tau_2^{\tau_1}$ is a shift along the edge 5, transforming B into the other end of this edge. Similarly, $\tau_1^{\tau_2}$ is the shift along the edge 3 which transforms C into the other end of this edge. Now, it is not difficult to see that $\tau_2^{\tau_1^{\tau_2}}$ is a shift along the edge 4 transforming $\tau_2^{\tau_1}(B)$ into $\tau_1^{\tau_2}(C)$. Taking these shifts and the inverses, we get shifts which transform Π_0 in all its neighbouring tiles in the sense of Moore. Now, it is not difficult to repeat this construction with any neighbour of Π_0 : it shares an edge with Π_0 and it has two other edges which are supported by a line which also supports another edge of Π_0 . Accordingly, we get all the tiles within a ball of radius 2 around Π_0 . Now, by an easy induction, we get all the tiles of the pentagrid. Note, that for a given shift of the pentagrid, there is no unique representation of this shift as a product of powers of τ_1, τ_2 and their inverses.

Now, let us look at the case of the ternary heptagrid which is illustrated by the right-hand side picture of figure 4.

This time, we cannot take the lines which support the edges of a heptagon: due to the angle $\frac{2\pi}{3}$, such a line supports edges but it also cuts heptagons for which they are an axis of reflection. In [2, 7], I have indicated that **mid-point lines** play the rôle of the expected shifts. This is what is performed in the right-hand side picture of figure 4.

Consider again $\tau_2^{\tau_1}$, where τ_1 and τ_2 are shifts along two mid-point lines which meet on an edge of the heptagon. By construction of the mid-point lines, the definition of τ_1 and τ_2 involves the neighbours of H_0 , the heptagon which we fix in order to define the generators of the shifts. As shown in the right-hand side of figure 4, τ_1 transforms H_0 , say into H_1 while τ_2 transforms H_0 into H_4 : we number the edges of H_0 clockwise. Now $\tau_2^{\tau_1}$ transforms H_1 into H_2 , and so, it transforms H_0 into H_3 . Similarly, we find that $\tau_1^{\tau_2}$ transforms H_0 into H_2 .

For the convenience of the reader, we indicate the next shifts which transform H_0 into the remaining neighbours. Using the previous transformations, let us set $\xi_1 = (\tau_2^{\tau_1})^{-1}$ and $\xi_2 = (\tau_1^{\tau_2})^{-1}$. Then, ξ_1 transforms H_0 into H_7 while ξ_2 transforms H_0 into H_5 . At last, $\xi_1^{\xi_2}$ transforms H_0 into H_5 .

H_i	point	shift ₁	shift ₂
H_1	B	τ_1	$\tau_2^{\tau_1}$
H_2	C	$\tau_1^{\tau_2}$	ξ_1
H_3	C	ξ_1	ξ_2
H_4	D	ξ_2	τ_2
H_5	D	τ_2^{-1}	ξ_2
H_6	B	τ_1^{-1}	τ_2^{-1}
H_7	B	τ_1^{-1}	ξ_1

Table 1 The shifts which, for each neighbour of H_0 generate the transformations of H_i into its neighbours. Note that there is no order in the pair of generating shifts.

In order to reproduce the same actions for the neighbours of H_0 , we just need to define mid-points of edges which will allow us to define the shifts which will play the rôle of τ_1 and τ_2 for each neighbour. The considered mid-points are indicated in the right-hand side picture of figure 4. Table 1 indicates for each neighbour the mid-point which is used and the shifts denoted in terms of the shifts which we already defined.

This allows us to prove the statement of lemma 4 for the ternary heptagrid. \square

Before proving the same property of finite generation for any grid $\{p, q\}$ of the hyperbolic plane, the reader may wonder why we need two different techniques for the pentagrid and for the heptagrid? The mid-point lines can also be defined in the pentagrid and the same type of shifts, defined for the ternary heptagrid, can be defined for the pentagrid. This is true but such shifts would not be interesting for our purpose in the pentagrid. In the pentagrid, it is possible to colour the tiles with black and white in order to get something which looks like a chessboard: any white tile is surrounded by black ones and any black one is surrounded by white ones. Now, it is not difficult to remark that the shifts based on mid-point lines transform a tile of one colour into a tile of the same colour. Accordingly, we cannot get the immediate neighbours of a cell with such shifts.

As announced in our introduction, now, we prove the same property of finite

generation for any grid $\{p, q\}$ of the hyperbolic plane. From the previous remark, we may expect that the parity of q is important.

Indeed, the argument which we considered can be extended to any grid $\{p, q\}$ but, roughly speaking, the argument for the pentagrid extends to all grid $\{p, q\}$, when q is even. Similarly, the argument for the ternary heptagrid extends to all grid $\{p, q\}$, when q is odd.

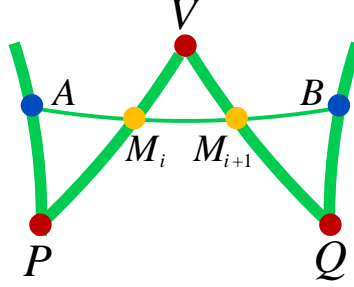


Figure 5 *The mid-point figure around a vertex, when q is odd.*

This is obvious for the grids $\{p, 4\}$ and $\{p, 3\}$. For the other grids, it follows from the following consideration. When q is bigger, number the p edges of the basic polygon P_0 , e_1, \dots, e_p , by turning around P_0 , clockwise. Also number the vertices V_1, \dots, V_p with $V_{i+1} \in e_i \cap e_{i+1}$ for $i \in \{1..p-1\}$ and $V_1 \in e_1 \cap e_p$. Denote by τ_i the shift along the axis of e_i which transforms V_i into V_{i+1} , considering that $V_{p+1} = V_1$. Then, if we perform successively the shifts τ_1, \dots, τ_p , the image of e_1 is not e_1 but its image under a rotation of $p \cdot \frac{2\pi}{q}$ around V_1 . Repeating this *tour*, we get all the tiles which are around V_1 . Now, from τ_1 , we go to a polygon P which is around V_2 . With an appropriate number of rounds around P , we get the neighbour of P_0 which shares e_2 with it. And then, we can repeat the construction with the other edges, which provides us with all the shifts transforming P_0 into its immediate neighbours. Now, we notice that, for this construction, we need all the shifts defined by the edges of P_0 . They are enough as the shifts around the sides of P are given by τ_1 and $\tau_2^{\tau_1}, \dots, \tau_p^{\tau_1}$.

For the case when q is odd, the situation is a bit more complex. In fact, we take this time the mid-points of the edges of Q_0 , the basic polygon, into consideration. Now, we consider also the mid-points of all edges of polygons which share a vertex with Q_0 . Now, fix a vertex V_1 of Q_0 . We consider all the mid-point of the edges which have a vertex in common with Q_0 . All such mid-points which are around V_1 constitute the **mid-point figure** around V_1 , see figure 5, where a partial view is given.

Let us focus on this figure. M_i and M_{i+1} are consecutive mid-points of edges which share V . The mid-point line which joins M_i and M_{i+1} also meets the line AP in P and the line BQ in Q . The line AP is an edge of a copy Q_b of Q_0 which shares V with Q_0 and which is also determined by its other edge VP . Similarly, the line BQ is also an edge of another copy Q_a of Q_0 which shares V with Q_0 and which is determined by its edge VQ . Now, the shift σ_i along the line $M_i M_{i+1}$ which

transforms A into M_{i+1} transforms Q_b into Q_a . The opposite shift, along the same line, transforms Q_a into Q_b and, for instance, B into M_i .

By rotation around V , we determine the other shifts, constructed from two consecutive mid-point edges around V . It is not difficult to note that by applying these shifts consecutively in turning twice around the vertex, we obtain all the copies of Q_0 which are around V . Now, one of these shifts, say τ , transforms Q_0 in another neighbouring polygon Q . Note that all shifts, constructed around vertices in the above indicated way, but corresponding to Q , are obtained from those, say t , which are attached to Q_0 as t^τ . Accordingly, the shifts attached to Q_0 by the above process generate all the shifts which leave the tiling $\{p, q\}$ invariant.

And so, we proved the following extension of lemma 4:

Lemma 5 *For all positive integers p and q such that $\frac{1}{p} + \frac{1}{q} < \frac{1}{2}$, the shifts leaving the grid $\{p, q\}$ globally invariant are finitely generated. The number of generators is at most p when q is even, and at most $p \cdot q$ when q is odd.*

5 Commutation with Shifts and Rotation Invariance

First of all, we have to define what is rotation invariance and then, we shall prove that it is characterized by the commutation with shifts.

5.1 Rotation invariance

In the Euclidean plane, the definition of rotation invariant rules, a well known notion in cellular automata, can easily be defined.

Consider the case of von Neumann neighbourhood. It is not difficult to see that the rules of a cellular automaton can be represented as follows:

$$(r) \quad s_N, s_E, s_S, s_W, s_c \rightarrow s'_c,$$

s_N, s_E, s_S and s_W are the states of the neighbours of c which are on the North, the East, the South and the West respectively. The state of c itself is s_c at the moment when the rule is applied, and it becomes s'_c after that, which is indicated by the arrow in formula (r).

In the Euclidean case, a rotation invariant cellular automaton A is **rotation invariant** if for all rules of A written in the form of (r), the rules obtained from (r) by a circular permutation on the terms which are on the left-hand side of the arrow are also rules of A and they all give the same new state s'_c as in (r).

It is not difficult to see that such a syntactic rule can easily be transported to the case of any grid $\{p, q\}$ of the hyperbolic plane.

If we transpose the definition of the Euclidean plane to the hyperbolic one, we can see that the notion of direction plays a key rôle. As mentioned in the introduction, there is no such notion on the hyperbolic plane. The tools introduced in [6] provide us with something which plays the rôle of the North pole in the hyperbolic plane. As the basic structure of a tiling $\{p, q\}$ of the hyperbolic plane is the existence of a generating tree, for each cell, the central one excepted, the direction to the father is a way to define a direction in a meaningful way. In the case of cellular automata in

the Euclidean plane, the coordinates seems to be so an evident feature that almost nobody pays attention to that. However, if we want to **actually** implement cellular automaton for some simulation purpose, we are faced to the problem, even in this trivial case. And we can see that there is a price to pay, although the coordinate system seems to be for free. In a concrete implementation, cells have coordinates which are numbers, and numbers take some room which cannot be neglected. It could be answered that this is a hardware matter and that in a theoretical study, we may ignore this constraint. OK, let us take that granted. In this case, we can assume the same for the hyperbolic plane: fixing a central cell, the generating trees and from that the coordinates of any cell is a hardware feature.

In the next section, we shall go back to this question. We shall see that the question of direction can be, *theoretically* be handled in a pure *cellular automata* approach.

Remember that the neighbourhood of a cell c is a part of a ball around c which contains c itself. We require that the neighbourhoods N_c and N_d of two cells c and d could be put into a one-to-one correspondence by a positive displacement δ from N_c onto N_d such that $\delta(c) = d$ and $\delta(d) = f(d)$, where $f(x)$ is the father of the cell x . As we shall consider the question of rotation invariance, we assume that the neighbourhood around a cell c is a ball around c of a fixed radius k depending only on the cellular automaton. Now, as the father is known, we can number the neighbours of c by associating 1 to the father and then, clockwise turning around the cell, by associating the next numbers to the next cells at distance 1, then, in the same rotation motion, to the cells at distance 2, and then, going on in this way until we reach the last cell which is at the distance k of c . This allows us to define the **format** of a rule as follows:

$$(R) \quad \left(\{(\eta_i)\}_i \in \{1.. \alpha u_k\}, \eta \right) \rightarrow \eta'$$

where η_i is the state of the neighbour i of c , u_k is the number of cells in \mathcal{F}_{pq} which are at distance $k-1$ from the root of \mathcal{F}_{pq} , and α is the number of such trees around the central cell. Note that, in particular, η_1 is the state of the father of c . Now, we remark that $1, \dots, p$ are exactly the numbers of the neighbours which are distance 1 and that a rotation on the neighbourhood of c defines a circular permutation on $\{1, ..p\}$.

Now, it is easy to notice that, conversely, a circular permutation on the numbers of the cells which are at distance 1 of c can be extended into an isometry which is nothing else than a rotation around c . If we consider a circular permutation π on $\{1, ..p\}$, this defines a rotation on the neighbourhood of c . Now, this induces a new numbering of the cells of the neighbourhood by applying the same algorithm to number the cells at a greater distance than 1 as the one we have above described. This new numbering will also be denoted by π , $\pi(i)$ being the value defined by the just defined algorithm when $i > p$. Accordingly, we can give the following definition:

Definition 1 Consider a cellular automaton A on a grid $\{p, q\}$ of the hyperbolic plane, and assume that the neighbourhood of any cell c is a ball around c of radius k , where k is a constant. Say that A is **rotation invariant** if and only if for any rule of its table which can be written in the form (R), all the rules:

$$(R') \quad \left(\{(\eta_{\pi(i)})\}_i \in \{1.. \alpha u_k\}, \eta \right) \rightarrow \eta'$$

where π is a circular permutation on $\{1..p\}$, extended to $\{1..\alpha u_k\}$ by the rotation induce by π , also belong to the table of A .

5.2 Commutation with shifts

Consider a cellular automaton A on the grid $\{p, q\}$ of the hyperbolic plane. Let us denote by \mathcal{C} the set of configurations on the grid. We define the **global function** F_A from \mathcal{C} into \mathcal{C} as usual: if $x \in \mathcal{C}$, then for any cell c , we have $F_A(x)(c) = f(x(N_c), x(c))$, where N_c is the set of the neighbours of c , listed as $\{c_i\}_i \in \{1..\alpha u_k\}$, according to the numbering which we have above defined, and f is the table of the rules of A .

Definition 2 *Let A be a cellular automaton on the grid $\{p, q\}$ of the hyperbolic plane. Let F_A denote its global transition function. Then A is said to **commute with the shifts** if and only if $F_{A \circ \sigma} = \sigma \circ F_A$ for all shifts σ leaving the grid $\{p, q\}$ globally invariant.*

The main result of this section is:

Theorem 2 *A cellular automaton on the grid $\{p, q\}$ of the hyperbolic plane commutes with the shifts if and only if it is rotation invariant.*

Before proving the theorem, let us remark that most cellular automata which are devised for various theoretical computations are rotation invariant. This is the case for many of them in the Euclidean plane. It is also the case of several of them, among the few ones devised in the hyperbolic plane or in the 3D space.

Let us go back to the definition of the commutation of F_A with a shift. This means that: $F_A(\sigma(x)) = \sigma(F_A(x))$. Let $d = \sigma(c)$, where c is a cell. Then, by definition, $F_A(\sigma(x))(d) = f(\sigma(x(N_c)), s_c)$, where f is the table of A , as σ gives in d the state s_c which we have in c . Now, $\sigma(x(N_c))$ clearly transports the states of the cells in N_c onto a set of states on a rotated image of N_d with respect to the father of d . And, a priori, the father of d is **not** the image of the father of c under σ . In the next sub-section, we shall see that indeed, the shifts need not commute with the operation which, to a cell, assigns its father.

Accordingly, if the cellular automaton commutes with the shifts, it is invariant under this rotation, and conversely. Now, we know that all these rotations are generated by shifts, as it easily follows from the proof of lemma 5. Consequently, this gives us the result. \square

5.3 Rotation invariant cellular automata

In this section, we shall first see that a cellular automaton on a grid $\{p, q\}$ need not commute with shifts. Then, we shall prove the following result:

Theorem 3 *For any cellular automaton A on the pentagrid or the ternary heptagrid, there is a cellular automaton B and a projection ξ of the states of B on state of A such that B is rotation-invariant and, for any cell c , $A(c) = \xi(B(c))$. There is also another cellular automaton C with a projection χ of its states on those of A satisfying $A(c) = \chi(C(c))$ and which is not rotation invariant.*

The proof of the theorem is obtained by constructing a **product** automaton with a cellular automaton which we shall define. Then, from this product, we shall construct a set of rules which is not rotation invariant and another one which is so.

The special factor of this product is a cellular automaton which propagates the tree structure inside the grid, here the pentagrid or the ternary heptagrid.

For this purpose, we assign an **extended status** to each cell which is an extension of the notion of status of this cell as a node of the Fibonacci tree where it stands. Remember that a node is **black** if it has two sons and that it is **white** if it has three sons. Black and white defines the **status** of the node, see [6]. Now, we define the **extended status** as follows, indicating them by **symbols** at the same time. First, we proceed with black nodes and then with white ones.

Bb, Bw : black node, black, white father respectively; in figure 6, below, they are represented by the colours dark and light blue, respectively.

Wwm, Wwr : white node, white father, middle, right-hand son, respectively; in figure 6, they are represented by the colours yellow and green, respectively.

Wb : white node, black father, represented in orange in figure 6.

For each node, its immediate neighbours are given by the following tables, first listing the father f of a cell c and then, clockwise turning around c , its neighbours n_2, \dots, n_α , with $\alpha \in \{5, 7\}$.

We can see that black nodes are always identified by the pattern Bb, Wb, Bw in their immediate neighbourhood, while white nodes are identified by the pattern Bw, Wwm, Wwr .

Now, the extended status can always be inferred from such a neighbourhood. In nodes of extended status Bb and Bw , the identification comes from the neighbour n_1 : it is white for Bb -nodes but Wwm nether occurs. For white nodes, the distinction between the extended status Wwm and the others comes from the neighbour n_4 : it is Bw for Wwm nodes and Bb for the others. Between Wmr and Wb nodes, the difference comes from the father, of course.

Now, the rows of these tables can easily be transformed into conservation rules: a row $c, f, n_2, \dots, n_\alpha$ induces the rule $f, n_2, \dots, n_\alpha, c \rightarrow c$.

It remains to see that we can define **propagation rules** for a cellular automaton. Indeed, the initial configuration would assign a special state to the central cell and the quiescent state to all the other cells. Then, the propagation rules would define the extended status of the neighbouring cells, and defining the extended status of all cells, ring by ring, where a ring is a set of cells at the same distance from the central cell.

We give the propagation rules for such an automaton in the case of the pentagrid in figure 6, where the explanation of the rules is shortly given in the caption of the figure. We leave the propagating rules for the case of the ternary heptagrid as an exercise for the reader.

ν	f	n_1	n_2	n_3	n_4
$Bb:$	Bb	Wmr	Bb	Wb	Bw
	Bw	Wb	Bb	Wb	Bw
	Bw	Wmr	Bb	Wb	Bw
$Bw:$	Wwm	Bw	Bb	Wb	Bw
	Wwr	Wwm	Bb	Wb	Bw
	Wb	Bb	Bb	Wb	Bw
$Wwm:$	Wwm	Bw	Wwm	Wwr	Bw
	Wwr	Bw	Wwm	Wwr	Bw
	Wb	Bw	Wwm	Wwr	Bw
$Wwr:$	Wwm	Bw	Wwm	Wwr	Bb
	Wwr	Bw	Wwm	Wwr	Bb
	Wb	Bw	Wwm	Wwr	Bb
$Wb:$	Bb	Bw	Wwm	Wwr	Bb
	Bw	Bw	Wwm	Wwr	Bb

Table 2 Rules for the conservation of the structure of the Fibonacci tree, case of the pentagrid.

Now, we are in the position to prove theorem 3.

Consider the automaton P whose table is defined by the rules of figure 6 and table 2 in the case of the pentagrid. In the case of the ternary heptagrid, the propagation rules are adapted from figure 6 and also taken from table 3.

Let A a cellular automaton. We first define the product $A \times P$ by the states (η, π) , where η runs over the states of A and π over those of P . We shall also say that η is the A -state of (η, π) and that π is its P -states.

Before going further, let us note that the function which associates its father to a cell does not necessarily commute with shifts.

This can easily be seen on figure 4. Consider its left-hand side picture, the case of the pentagrid. Imagine that Π_0 is a black node whose father is Π_1 . Then the shift ED , which transforms E into D along the line passing through these points transforms Π_0 into its black son Π_5 . Now, the same shift does not transform Π_1 into Π_0 , but in the reflection of Π_1 in the line BD . On another hand, the shift BD transforms Π_1 into Π_0 and Π_0 into P_4 whose father is indeed Π_0 . The same figure shows that for each kind of node and each kind of son there is a shift which maps the father onto the father in this situation and a shift which does not.

This allows us to prove the theorem. First, we notice that we can consider cells at a time when their P -state is stable. Then, we note that the rules of $A \times B$ are of the form:

$$(R_1) \quad \{(\eta_i, \pi_i)\}_{i \in \{1.. \alpha\}}, (\eta, \pi) \rightarrow (\eta', \pi)$$

From the table 2 and 3, it is clear that rotating a rule does not entail contradictions with already established rules: the distinction between the actual father and the *rotated* one is always clear.

ν	f	n_1	n_2	n_3	n_4	n_5	n_6
$Bb:$	Bb	Wwr	Wwr	Bb	Wb	Bw	Wb
	Bw	Wb	Wwr	Bb	Wb	Bw	Wb
	Bw	Wwr	Wwr	Bb	Wb	Bw	Wb
$Bw:$	Wwm	Bw	Wb	Bb	Wb	Bw	Wwm
	Wwr	Wwm	Wwr	Bb	Wb	Bw	Wwm
	Wb	Bb	Wb	Bb	Wb	Bw	Wwm
$Wwm:$	Wwm	Bw	Bw	Wwm	Wwr	Bw	Wwr
	Wwr	Bw	Bw	Wwm	Wwr	Bw	Wmr
	Wb	Bw	Bw	Wwm	Wwr	Bw	Wmr
$Wwr:$	Wwm	Wwm	Bw	Wwm	Wwr	Bb	Bw
	Wwr	Wwm	Bw	Wwm	Wwr	Bb	Bb
	Wb	Wwm	Bw	Wwm	Wwr	Bb	Bb
$Wb:$	Bb	Bb	Bw	Wwm	Wwr	Bb	Bw
	Bw	Bb	Bw	Wwm	Wwr	Bb	Bw

Table 3 Rules for the conservation of the structure of the Fibonacci tree, case of the ternary heptagrid.

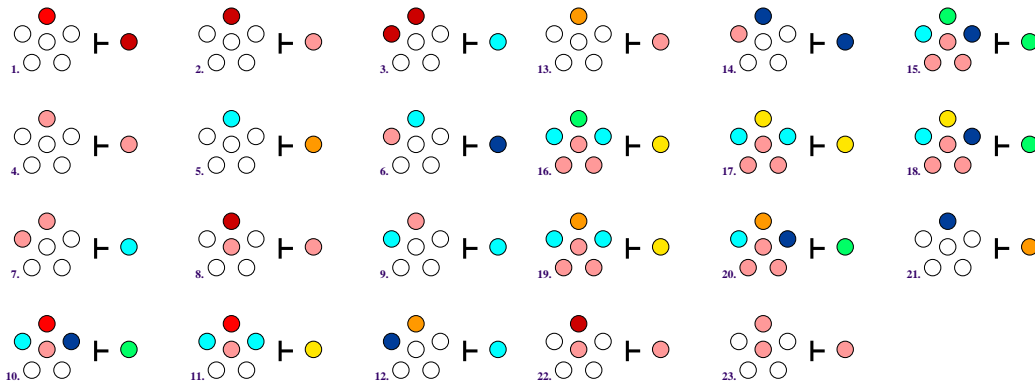


Figure 6 Rules for the propagation of the Fibonacci tree structure in the case of the pentagrid.

Initially, the central cell O contains a red state. By the rule 1, it sends a dark red state to each root of a Fibonacci tree. The rules 2 and 3 allow to determine the black and white nodes of the first level of a tree which consists of the sons of the root. The rule 3 defines a

black node and the rule 2 defines a white one. The same difference later occurs on the next levels: a black node, up to now in a quiescent state, takes the state of its status when it sees two non quiescent nodes on the previous levels, namely its father and its neighbour 2. This is provided by the rules 6, 7, 9, 12 and 14. Note that when a quiescent node sees two non quiescent nodes, it recognizes its father as the right-hand side one which allows to also fix its extended status. In the other cases, the node is white, which is provided by the other rules.

The colours of the nodes represent their extended status which indicates the status of the node **and** the status of its father. For white nodes, it also indicates the position of their position in the list of the white sons when the father is white.

For white nodes, they know their status at the same speed as the black nodes: a node knows as it is white as it can see only one neighbour, n_1 , in a non quiescent state. Now, the propagation of the **extended** status requires an additional step for the white nodes. The rules 22 and 23 introduce this delay. And so, the node remains pink while its future white sons become pink. This is why in the rules 15 up to 20 the future white sons are pink while the black sons are already installed.

Accordingly, we can decide, either to introduce all the following rotated rules:

$$(R') \quad \{(\eta_{\sigma(i)}, \pi_{\sigma(i)})\}_{i \in \{1.. \alpha\}}, (\eta, \pi) \rightarrow (\eta', 0_P),$$

where 0_P is the quiescent state of P and σ does perform a rotation, or all the following ones:

$$(R') \quad \{(\eta_{\sigma(i)}, \pi_{\sigma(i)})\}_{i \in \{1.. \alpha\}}, (\eta, \pi) \rightarrow (\eta', \pi).$$

In the first case, the new automaton is not rotation invariant. In the second case, it is rotation invariant. \square

As a matter of case, for the cellular automaton P itself, the rules given by figure 6 are rotation invariant, while those given by tables 2 and 3 are not. The just produced argument for the proof of theorem 3 allows us to extend the rules of tables 2 and 3 either to rotation invariant ones or to non rotation invariant ones.

6 Proving Hedlund's Theorem

Now, the proof of the theorem goes as it does classically.

From lemmas 1 and 2, we know that cellular automata on grids $\{p, q\}$ are continuous on the space of configurations. From lemma 3, we know that they commute with any shift if and only if they are rotation invariant.

For the converse, we consider a mapping F on the space of configurations. We assume that it is continuous with respect to the topology defined in section 3 and that it commutes with the shifts. Then, again, the standard argument applies. The compactness of the space with respect to the topology allows to consider the distance between two sets $\{x \mid F(x)(c) = p\}$ for different states p , as the configurations are defined on $Q^{\mathcal{F}^{pq}}$, Q being called the set of states which we assume to be finite, c being a fixed cell. This minimal distance is positive and it allows to define a ball B_n for some n such that the value of $F(x)$ at c depends only on the values of x on the ball B_n around c .

Next, as in the classical proofs, we transport this property to any cell thanks to the commutation property of F with the shifts. \square

And so, we proved theorem 1. From this, we immediately get, as classically:

Theorem 4 *A rotation invariant cellular automaton on a grid $\{p, q\}$ of the hyperbolic plane is reversible if and only if it is bijective.*

At this point, let us note that the proof of theorem 1 is non-constructive. Mainly, the proof that a continuous mapping which commutes with the shifts is a cellular automaton is non-effective. The compactness argument indicating that the distance between the two sets of configurations giving rise to the same state is not effective. This does not allow to directly give an estimate on the size of the neighbourhood of the inverse cellular automaton. However, in the one dimensional case, the converse is obtained effectively, see [1]. Recent results, with a tight bound on the size of the inverse neighbourhood, can be found in [3].

7 Conclusion

The question arises whether other classical theorems on cellular automata are also true for hyperbolic cellular automata. As an example, we can take the theorems of Moore and Myhill, see [10, 11], characterizing surjective global transition functions as injective global transition functions restricted to finite configurations. In fact, it seems difficult to adapt the classical proof in a straightforward way.

The reason is that the classical argument relies on the fact that the surface of a big square in a square tiling of the Euclidean plane becomes negligible with respect to its all area when the size of the square tends to infinity. In the hyperbolic plane, this is no more true for a closed ball: the number of tiles on the border is more than the half of the total of number of all the tiles in the ball.

And so, there is still some work ahead: either to find another argument, or to find that Moore's or Myhill's theorem is no more true in the hyperbolic space.

Another example is the theorem about whether the reversibility of cellular automata in the hyperbolic plane is undecidable as it is in the case for the Euclidean plane, see [5].

Accordingly, there is still much work to do in these directions.

References

- [1] S. Amoroso, Y. Patt. Decision Procedures for Surjectivity and Injectivity of Parallel Maps for Tessellations Structures. *Journal of Computer and System Sciences*, 6:448-464, 1972.
- [2] K. Chelghoum, M. Margenstern, B. Martin, L. Pecci. Cellular automata in the hyperbolic plane: proposal for a new environment. In *Proceedings of ACRI'2004, Amsterdam, October, 25-27, 2004*, volume 3305 of *Lecture Notes in Computer Sciences*, pages 678-687. 2004.
- [3] E. Czeizler, J. Kari. A tight linear bound on the synchronization delay of bijective automata. *Theoretical Computer Science*, 380(1-2):23-36, 2007.
- [4] G. Hedlund. Endomorphisms and automorphisms of shift dynamical systems. *Math. Systems Theory*, 3:320-375, 1969.
- [5] J. Kari. Reversibility and surjectivity problems of cellular automata. *Journal of Computer and System Sciences*, 48:149-182, 1994.

- [6] M. Margenstern. New Tools for Cellular Automata of the Hyperbolic Plane. *Journal of Universal Computer Science* 6(12):1226–1252, 2000.
- [7] M. Margenstern. Cellular Automata in Hyperbolic Spaces, Volume 1, Theory, *OCP*, Philadelphia, 2007, to appear.
- [8] M. Margenstern, K. Morita. NP problems are tractable in the space of cellular automata in the hyperbolic plane. *Theoretical Computer Science*, 259:99–128, 2001.
- [9] M. Margenstern. About an Algorithmic Approach to Tilings $\{p, q\}$ of the Hyperbolic Plane. *Journal of Universal Computer Science*, 12(5):512-550, 2006.
- [10] E.F. Moore. Machine Models of Self-reproduction. *Proceedings of the Symposium in Applied Mathematics*, 14:17-33, 1962.
- [11] J. Myhill. The Converse to Moore’s Garden-of-Eden Theorem. *Proceedings of the American Mathematical Society*, 14:685-686, 1963.