

ON THE COMPOSITION OF YOUNG, DIRECTLY IMAGED GIANT PLANETS

J. I. MOSES

Space Science Institute, 4750 Walnut Street, Suite 205, Boulder, CO 80301, USA

M. S. MARLEY AND K. ZAHNLE

NASA Ames Research Center, Moffett Field, CA 94035, USA

M. R. LINE AND J. J. FORTNEY

Department of Astronomy and Astrophysics, University of California, Santa Cruz, CA 95064, USA

T. S. BARMAN

Lunar and Planetary Laboratory, University of Arizona, Tucson, AZ 85721, USA

C. VISSCHER

Dordt College, Sioux Center, IA 51250, USA

N. K. LEWIS

Space Telescope Science Institute, Baltimore, MD 21218, USA

AND

M. J. WOLFF

Space Science Institute, Boulder, CO 80301, USA

submitted to Astrophys. J.

ABSTRACT

The past decade has seen significant progress on the direct detection and characterization of young, self-luminous giant planets at wide orbital separations from their host stars. Some of these planets show evidence for disequilibrium processes like transport-induced quenching in their atmospheres; photochemistry may also be important, despite the typically large orbital distances. Disequilibrium chemical processes such as these can alter the expected composition, spectral behavior, thermal structure, and cooling history of the planets, and can potentially confuse determinations of bulk elemental ratios, which provide important insights into planet-formation mechanisms. Using a thermo/photochemical kinetics and transport model, we investigate the extent to which disequilibrium chemical processes affect the composition and spectra of directly imaged giant exoplanets. Results for specific “young Jupiters” such as HR 8799 b & c and 51 Eri b are presented, as are general trends as a function of planetary effective temperature, surface gravity, incident ultraviolet flux, and strength of deep atmospheric convection. We find that quenching is very important on young Jupiters, leading to CO/CH₄ and N₂/NH₃ ratios much greater than and H₂O mixing ratios a factor of a few less than chemical-equilibrium predictions. Photochemistry can also be important on such planets, with CO₂ and HCN being key photochemical products. Carbon dioxide becomes a particularly major constituent when stratospheric temperatures are low and recycling of water following H₂O photolysis becomes stifled. Young Jupiters with effective temperatures $\lesssim 700$ K are in a particularly interesting photochemical regime that differs from both transiting hot Jupiters and our own solar-system giant planets.

Subject headings: planetary systems — planets and satellites: atmospheres — planets and satellites: composition — planets and satellites: individual (51 Eri b, HR 8799b, HR 8799c) — stars: individual (51 Eri, HR 8799)

1. INTRODUCTION

Most of the exoplanets discovered to date have been identified through transit observations or radial-velocity measurements — techniques that favor the detection of large planets orbiting close to their host stars. Direct detection and imaging of a planet within the overwhelmingly glare and non-negligible point-spread function of

its brighter star is challenging and requires high-contrast observations, often with adaptive-optics techniques from large telescopes on the ground or in space. As a result of these observational challenges, direct imaging favors the detection of massive, self-luminous (i.e., young) giant planets at wide orbital separations from their host stars. These “young Jupiters” are hot at depth because the left-over accretional and gravitational potential energy from the planet’s formation era has not had time to convect

up through the atmosphere and be radiated away yet. Only $\sim 3\%$ of the currently confirmed exoplanets¹ have been detected through direct imaging, but these planetary systems have high intrinsic interest because they serve as potential analogs to our own solar system in its formative years, when Jupiter and our other giant planets were born and evolved behind ice condensation fronts in the solar nebula but never migrated inward — unlike, apparently, many of the known close-in, transiting, extrasolar giant planets. Directly imaged planets therefore provide a window into our own past and provide important clues to our solar system’s origin and evolution (see, e.g., Madhusudhan et al. 2014).

The last decade has seen significant progress in the detection and characterization of directly imaged exoplanets, starting with the first imaging of a planetary-mass companion to a brown dwarf (Chauvin et al. 2004), the first exoplanet discovered in a visible-light image (Kálas et al. 2008), and the first infrared imaging of a multiple-planet system (Marois et al. 2008, 2010). Direct imaging has proven particularly useful for determining atmospheric properties (see the reviews of Madhusudhan et al. 2014; Bailey 2014; Crossfield 2015). The bolometric luminosity of the planet can be obtained from direct-imaging observations, as can wavelength-dependent photometry or spectra of the planet’s atmosphere. Direct imaging can thus provide insights into atmospheric composition through the observed spectra, as well as provide constraints on the thermal structure, atmospheric metallicity, bulk elemental ratios, the presence/absence of clouds, and other physical and chemical characteristics of the planet and its atmosphere.

Short-period, transiting “hot Jupiters” and directly imaged “young Jupiters” both have similar effective temperatures, often ranging from ~ 500 to 2500 K. However, in terms of their thermal structure and spectral appearance, directly imaged planets have more in common with brown dwarfs than with hot Jupiters (e.g., Burrows et al. 2003; Fortney et al. 2008b). In particular, the “photospheres” and upper atmospheres of directly imaged planets and brown dwarfs are much cooler than those of highly-irradiated hot Jupiters, and the cooler regions overlying hot continuum regions at depth can result in potentially deeper molecular absorption bands being present in emission spectra (Madhusudhan et al. 2014). It can therefore be easier to detect atmospheric molecules on young Jupiters.

One drawback of direct imaging is that the planet’s radius and mass cannot be well determined, unlike the situation with, respectively, transit observations and radial-velocity measurements. Instead, the mass and radius of directly imaged planets are more loosely constrained through atmospheric modeling and comparisons with the observed luminosity and spectral/photometric behavior, often in combination with estimates of the age of the system and constraints from evolutionary models. The theoretical modeling and model-data comparisons can result in degeneracies between the planet’s apparent size, surface gravity, effective temperature, and cloud properties (e.g., Marley et al. 2007, 2012; Barman et al. 2011a,b, 2015; Currie et al. 2011; Madhusudhan et al.

2011; Spiegel & Burrows 2012; Bonnefoy et al. 2013; Lee et al. 2013; Skemer et al. 2014; Baudino et al. 2015; Morzinski et al. 2015).

On the other hand, the identification of molecular features in the observed spectra is typically unambiguous on young Jupiters (e.g., Konopacky et al. 2013; Barman et al. 2015), and H_2O , CO , and/or CH_4 have been detected in spectra from several directly imaged planets (Patience et al. 2010; Barman et al. 2011a,b, 2015; Oppenheimer et al. 2013; Konopacky et al. 2013; Janson et al. 2013; Snellen et al. 2014; Chilcote et al. 2015; Macintosh et al. 2015). The apparent deficiency of methane features on many cooler directly imaged planets, in conflict with chemical equilibrium expectations, has been suggested as evidence for disequilibrium processes like transport-induced quenching on these planets (e.g., Bowler et al. 2010; Hinz et al. 2010; Janson et al. 2010, 2013; Barman et al. 2011a,b, 2015; Galicher et al. 2011; Marley et al. 2012; Skemer et al. 2012, 2014; Ingraham et al. 2014; Currie et al. 2014). Other disequilibrium chemical processes such as photochemistry are typically assumed to be unimportant due to the large orbital distances of these planets (Crossfield 2015); however, the young stellar hosts of directly imaged planets tend to be bright in the ultraviolet, making photochemistry potentially important.

The goal of the present investigation is to quantify the extent to which disequilibrium chemical processes like quenching and photochemistry affect the composition and spectra of young, directly imaged planets. Our main theoretical tool is a thermochemical-photochemical kinetics and transport model (e.g., Moses et al. 2011; Visscher & Moses 2011; Moses et al. 2013a,b) that tracks the chemical production, loss, and transport of the most abundant gas-phase species in a hydrogen-dominated planetary atmosphere. We calculate the expected composition of specific directly imaged exoplanets such as 51 Eri b and HR 8799 b,c, as well as investigate how the composition of generic “young Jupiters” is affected by planetary parameters such as the effective temperature, surface gravity, incident ultraviolet flux, and the strength of atmospheric mixing. We also explore how disequilibrium chemistry affects the resulting spectra of directly imaged planets.

2. THEORETICAL MODEL

To calculate the vertical profiles of atmospheric species on directly imaged planets, we use the Caltech/JPL KINETICS code (Allen et al. 1981; Yung et al. 1984) to solve the coupled one-dimensional (1D) continuity equations for 92 neutral carbon-, oxygen-, nitrogen-, and hydrogen-bearing species that interact through ~ 1650 kinetic reactions. Hydrocarbons with up to six carbon atoms are considered, although the reaction list becomes increasingly incomplete the heavier the molecule. We do not consider ion chemistry from photoionization (Lavas et al. 2014) or galactic-cosmic-ray ionization (Rimmer et al. 2014). Ion chemistry is not expected to affect the mixing ratios of the dominant gas species, but it will likely augment the production of heavy organic molecules, just as on Titan (e.g., Waite et al. 2007; Vuitton et al. 2007).

The reaction list includes both “forward” (typically exothermic) reactions and their reverses, where the re-

¹ See <http://exoplanet.eu>, <http://exoplanetarchive.ipac.caltech.edu>, or <http://www.openexoplanetcatalogue.com>

verse reaction rate coefficient is calculated from the forward rate coefficient and equilibrium constant assuming thermodynamic reversibility (e.g., Visscher & Moses 2011; Heng et al. 2016). All reactions except those involving photolysis are reversed. The fully reversed reaction mechanism ensures that thermochemical equilibrium is maintained kinetically in the hotter deep atmosphere, while disequilibrium photochemistry and transport processes can take over and dominate in the cooler upper atmosphere (e.g., Moses et al. 2011; Line et al. 2011; Venot et al. 2012; Zahnle et al. 2016). The model automatically accounts for the transport-induced quenching of species, whereby mixing ratios are “frozen in” at a constant mixing ratio above some quench pressure as vertical transport processes start to dominate over the chemical reactions that are attempting to drive the atmosphere back toward thermochemical equilibrium (Prinn & Barshay 1977; Lewis & Fegley 1984; Fegley & Lodders 1994).

The quenching process depends on the adopted reaction mechanism (cf. Visscher et al. 2010b; Moses et al. 2011; Visscher & Moses 2011; Line et al. 2011; Venot et al. 2012; Moses 2014; Zahnle & Marley 2014; Wang et al. 2015; Rimmer & Helling 2016). Our chemical reaction list is taken from Moses et al. (2013b) and includes a thorough review of the key reaction mechanisms of potential importance in the quenching of $\text{CO} \rightleftharpoons \text{CH}_4$ and $\text{N}_2 \rightleftharpoons \text{NH}_3$ (Visscher et al. 2010b; Visscher & Moses 2011; Moses et al. 2010, 2011, 2013a,b; Moses 2014); further details of the thermo/photochemical kinetics and transport model are provided in the above papers, and the reaction list is provided in the journal supplementary material. Note that we do not include the fast rate coefficient for $\text{H} + \text{CH}_3\text{OH} \rightarrow \text{CH}_3 + \text{H}_2\text{O}$ suggested by Hidaka et al. (1989) that is controlling CO-CH₄ quenching in the Venot et al. (2012) mechanism. As discussed by Norton & Dryer (1990), Lendvay et al. (1997), and Moses et al. (2011), this reaction actually possesses a very high energy barrier and is not expected to be important under either methanol-combustion conditions or in the deep atmospheres of hydrogen-rich exoplanets — in other words, the Hidaka et al. rate coefficient greatly overestimates the rate of this reaction. Similarly, we do not adopt the relatively fast rate-coefficient expression for $\text{NH}_2 + \text{NH}_3 \rightarrow \text{N}_2\text{H}_3 + \text{H}$ estimated by Konnov & De Ruyck (2000) that is affecting N₂-NH₃ quenching in the Venot et al. (2012) mechanism, as again, this reaction is expected to have a high-energy barrier and be slower under relevant conditions than the Konnov and De Ruyck estimate (e.g., Dean et al. 1984).

Our model grids consist of 198 vertical levels separated uniformly in $\log(\text{pressure})$, with a bottom level defined where the deep atmospheric temperature on an adiabatic gradient is greater than ~ 2700 K and a top level residing at $\sim 10^{-8}$ mbar, where all the molecular absorbers are optically thin in the ultraviolet. The top region of our model grid extends through what would typically be the “thermosphere” of the planet; however, we neglect ion chemistry and non-stellar sources of thermospheric heating, the latter which are poorly understood but are important on our solar-system giant planets (e.g., Yelle & Miller 2004; Nagy et al. 2009). Our results should therefore only be considered reliable from the deep troposphere on up to the homopause level at the base of the thermosphere (near 10^{-4} to 10^{-6} mbar, depending

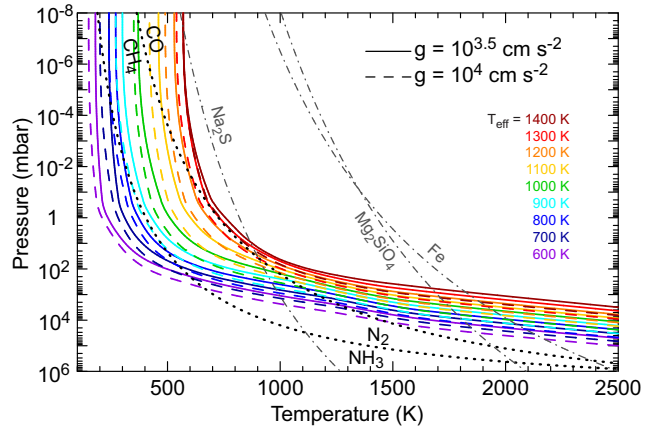


FIG. 1.— Theoretical temperature profiles for generic directly imaged planets from the radiative-convective equilibrium model of Marley et al. (2012), as a function of effective temperature T_{eff} for an assumed surface gravity (in cm s^{-2}) of $\log(g) = 3.5$ (colored solid lines) and $\log(g) = 4.0$ (colored dashed lines) and assumed solar composition atmosphere in chemical equilibrium. Profiles are shown every 100 K from $T_{\text{eff}} = 600$ to 1400 K. The gray dotted-dashed lines show the condensation curves for some important atmospheric cloud-forming species (as labeled) for an assumed solar-composition atmosphere. The thicker dotted black lines represent the boundaries where CH_4 and CO have equal abundances and where N_2 and NH_3 have equal abundance in chemical equilibrium for solar-composition models. Methane and ammonia dominate to the lower left of these curves, while CO and N_2 dominate to the upper right. Note that all the profiles remain within the CO -dominated regime at depth, whereas all except for the hottest planets transition to the CH_4 -dominated regime at higher altitudes. A color version of this figure is available in the online journal.

on the strength of atmospheric mixing), where molecular diffusion acts to limit the abundance of heavy molecular and atomic species in the lighter background hydrogen atmosphere.

The thermal structure itself is not calculated self-consistently but is adopted from two different atmospheric models: (1) the radiative-convective equilibrium models described in McKay et al. (1989), Marley et al. (1999), Marley et al. (2002), and Saumon & Marley (2008), with updates as described in Marley et al. (2012), and (2) the PHOENIX-based models described in Hauschildt et al. (1997), Allard et al. (2001), and Barman et al. (2011a), with updates as described in Barman et al. (2015). We add a smoothly varying, nearly isothermal profile at the top of the above-mentioned theoretical model profiles to extend our grids to lower pressures, except in isolated cases where we test the effects of a hotter (1000 K) thermosphere (discussed separately). Figure 1 shows the temperature profiles adopted for our cloud-free generic directly imaged planets, as a function of effective temperature T_{eff} for two different assumed 1-bar surface gravities, $\log(g) = 3.5$ and 4.0 cgs. These profiles are calculated without considering stellar irradiation — for all directly imaged planets discovered to date, the external radiation field has little effect on the thermal profile due to the planets’ large orbital distance and strong internal heat flux. Disequilibrium processes like photochemistry and quenching are expected to have a relatively minor effect on the thermal structure (e.g., Agúndez et al. 2014b), unless these processes affect the H_2O abundance.

Given a temperature-pressure profile, the NASA CEA code of Gordon & McBride (1994) is then used to determine the chemical-equilibrium abundances, which are

used as initial conditions in the photochemical model. We use the protosolar abundances listed in Table 10 of Lodders (2010) to define our “solar” composition. The mean molecular mass profile from the chemical-equilibrium solution, the pressure-temperature profile, and the assumed physical parameters of the planet become inputs to the hydrostatic equilibrium equation, whose solution sets the altitude scale and other atmospheric parameters along the vertical model grid. We assume boundary conditions of zero flux at the top and bottom of the model. The models are run until steady state, with a convergence criterion of 1 part in 1000. For the photochemical calculations, the atmospheric extinction is calculated from the absorption and multiple Rayleigh scattering of gases only — aerosol extinction is ignored. The atmospheric radiation field for the photochemical model is calculated for diurnally averaged conditions for an assumed (arbitrary) 24-hour rotation period at 30° latitude at vernal equinox, with an assumed zero axial tilt for the planet.

As is standard in 1D photochemical models, we assume that vertical transport occurs through molecular and “eddy” diffusion, with the eddy diffusion coefficient profile $K_{zz}(z)$ being a free parameter. Although vertical transport of constituents in real atmospheres occurs through convection, large-scale advection, atmospheric waves, and turbulent “eddies” of all scales, this constituent transport often mimics diffusion (Lindzen 1981; Strobel 1981; Brasseur et al. 1999), and the concept of eddy diffusion has proven to be a useful one for atmospheric models. The eddy diffusion coefficient profile for an atmosphere cannot typically be derived accurately from first principles. Instead, observations of chemically long-lived species are used to empirically constrain $K_{zz}(z)$ (e.g., Allen et al. 1981; Atreya et al. 1984; Moses et al. 2005). On H₂-dominated planets and brown dwarfs, the relative abundance of CO and CH₄ can be used to constrain K_{zz} at the quench point (see Prinn & Barshay 1977; Fegley & Lodders 1994; Griffith & Yelle 1999; Visscher & Moses 2011). For most directly imaged planets, the CO-CH₄ quench point will reside in the deep, convective portion of the atmosphere, where free-convection and mixing-length theories (e.g., Stone 1976) predict relatively large eddy diffusion coefficients and rapid mixing (e.g., $K_{zz} \gtrsim 10^{10}$ cm² s⁻¹ for many young Jupiters, assuming the atmospheric scale height as the mixing length). However, the mixing length to use for these expressions is not obvious (Smith 1998; Freytag et al. 2010), and the quench point for some planets may approach the radiative region, where K_{zz} is expected to drop off significantly before increasing roughly with the inverse square root of atmospheric pressure due to the action of atmospheric waves (e.g., Lindzen 1981; Strobel 1981; Parmentier et al. 2013).

We therefore explore a range of possible K_{zz} profiles, with constant values at depth, trending to values that vary as $1/\sqrt{P}$ as the pressure P decreases. In particular, we assume that K_{zz} (cm² s⁻¹) = $10^5 (300/P_{\text{mbar}})^{0.5}$ in the radiative region (hereafter called the stratosphere), but we do not let K_{zz} drop below some value “ K_{deep} ” that varies with the different models considered (see Fig. 2). This convention allows the different models to have a similar homopause pressure level in the upper at-

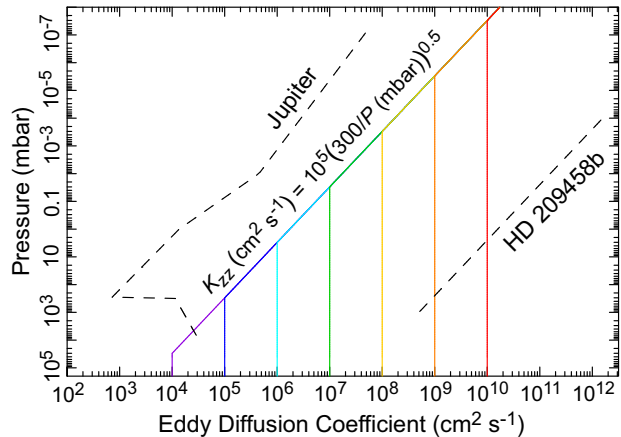


FIG. 2.— Eddy diffusion coefficient profiles (colored solid lines) adopted in our thermo/photochemical kinetics and transport models. Profiles derived for Jupiter (Moses et al. 2005) and the hot Jupiter HD 209458b (Parmentier et al. 2013) are shown for comparison (dashed lines). A color version of this figure is available in the online journal.

mosphere (i.e., the pressure level to which the molecular species can be mixed before molecular diffusion starts to limit their abundance), while still testing the effect of variations in K_{zz} at the quench point. Note from Fig. 2 that we have chosen K_{zz} profiles that are intermediate between those derived for our own solar-system (cold) Jupiter (Moses et al. 2005) and the hot transiting exoplanet HD 209458b (Parmentier et al. 2013), which seems reasonable given that T_{eff} ’s for directly imaged planets are intermediate between the two (see, e.g., Freytag et al. 2010); however, we caution that the real $K_{zz}(z)$ profiles for directly imaged planets are poorly constrained from dynamical models or observations and may have different magnitudes or functional forms than our adopted profiles. The molecular diffusion coefficients assumed in the model are described in Moses et al. (2000).

The photochemical model results also depend on the host star’s ultraviolet flux and spectral energy distribution (e.g., Venot et al. 2013; Miguel et al. 2015). For our specific exoplanet models, both 51 Eri (spectral type F0) and HR 8799 (spectral type A5) are expected to be brighter than the Sun at UV wavelengths (see Fig. 3). However, the only direct ultraviolet spectral observations we could find for either star are derived from International Ultraviolet Explorer (IUE) satellite observations of 51 Eri in the MAST archive (<http://archive.stsci.edu>). Therefore, except for these IUE observations, our assumed stellar spectra are assembled from a variety of theoretical sources. For wavelengths greater than 1979 Å, the 51 Eri spectrum is taken from the Heap & Lindler (2011) NextGen model for 51 Eri (HD 29391); for wavelengths between 1200 and 1978.72 Å — except right at H Lyman α — we use IUE observations of 51 Eri from the MAST IUE archive; for wavelengths less than \sim 1150 Å, we adopt the theoretical spectrum of HR 8799 (as the closest analog star) from the Sanz-Forcada et al. (2011) X-exoplanets archive; and for Lyman α at 1215.7 Å, we adopt the reconstructed intrinsic H Lyman alpha flux for 51 Eri from Landsman & Simon (1993). The HR 8799 spectrum is a composite of several theoretical models. At wavelengths less than 1150 Å and in the wavelength bin at 1190 Å, the HR 8799 spectrum is from the aforemen-

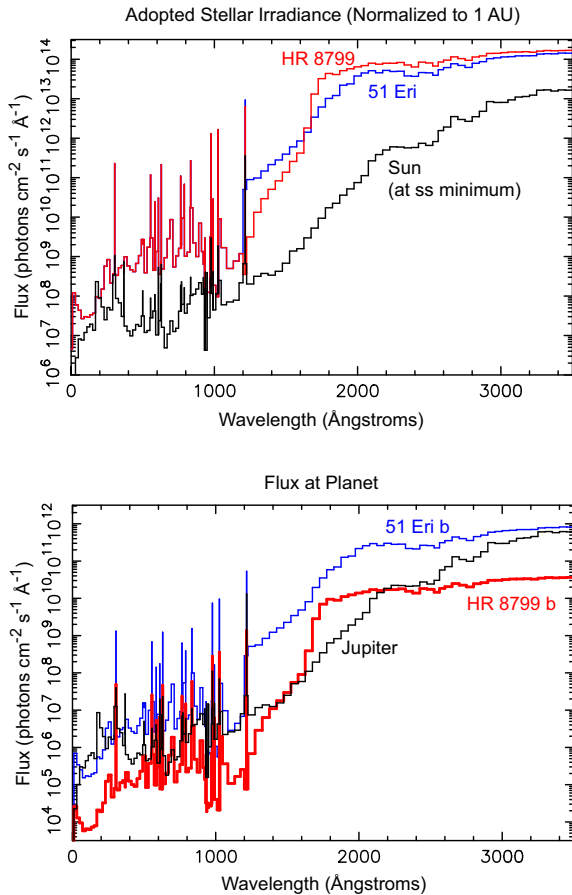


FIG. 3.— The ultraviolet stellar irradiance adopted in the models: (Top) The irradiance of 51 Eri (blue) and HR 8799 (red) as received at 1 AU, in comparison with that of the Sun (black); (Bottom) the irradiance at the top of the planet’s atmosphere for 51 Eri b (blue) and HR 8799 b (red) in comparison with Jupiter (black). Note from the top panel that both 51 Eri and HR 8799 are brighter than the Sun in the ultraviolet, but 51 Eri b and HR 8799 b are farther away from their host stars than Jupiter, so in terms of the H Lyman alpha flux received, which drives much of the interesting photochemistry, Jupiter receives a flux intermediate between 51 Eri b and HR 8799 b (bottom panel). A color version of this figure is available in the online journal.

tioned Sanz-Forcada et al. (2011) model of HR 8799; at wavelengths greater than 1150 Å — except for the wavelength bins at 1190 and 1215.7 Å — we use a Castelli & Kurucz (2004) model with assumed parameters of $T_{\text{eff}} = 7500$ K, $\log(g) = 4.5$ (cgs), $\log[\text{Fe}/\text{H}] = -0.5$, radius = $1.44R_{\odot}$; and for 1215.7 Å, we estimate the flux as the average of four stars (κ^2 Tau [A7V], HR 1507 [F0V], 30 LMi [F0V], α Hyi [F0V]) from the Landsman & Simon (1993) database of reconstructed intrinsic H Lyman alpha fluxes, after scaling appropriately for stellar distance. For the spectral irradiance of the Sun shown in Fig. 3, we adopt the solar-cycle minimum spectrum of Woods & Rottman (2002).

Note from Fig. 3 that 51 Eri and HR 8799 are intrinsically brighter than the Sun in the ultraviolet. Despite the great orbital distances of the HR 8799 planets (b at ~ 68 AU, c at ~ 43 AU, d at ~ 27 AU; cf. Marois et al. 2008 & Maire et al. 2015) and 51 Eri b (14 AU according to De Rosa et al. 2015, although we used 13.2 AU for the calculations based on the earlier report by Macintosh et al. 2015), these planets — like the giant planets

within our own solar system — receive sufficient ultraviolet flux that photochemistry should be effective. In fact, 51 Eri b receives a greater H Lyman alpha flux than any of our solar-system giant planets, including Jupiter (see Fig. 3), while the most distant HR 8799 b receives a greater H Ly α flux than either Uranus or Neptune, which both have rich stratospheric hydrocarbon photochemistry (Summers & Strobel 1989; Romani et al. 1993; Moses et al. 1995; Dobrijevic et al. 2010; Orton et al. 2014). Indeed, the first investigation into the photochemistry of 51 Eri b (Zahnle et al. 2016) suggests that photochemical production of complex hydrocarbons and sulfur species will be important on this young Jupiter and may lead to the formation of sulfur and hydrocarbon hazes.

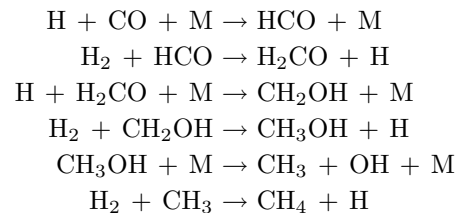
3. RESULTS

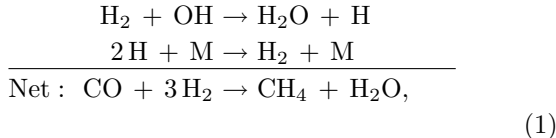
Results from our thermo/photochemical kinetics and transport model are presented below. We first discuss the results for generic directly-imaged planets, including trends as a function of T_{eff} , $\log(g)$, K_{deep} , and distance from the host star (see also Zahnle & Marley 2014). The relevant disequilibrium chemistry that could potentially affect the spectral appearance of young Jupiters is described. Then, we present specific models for HR 8799 b,c and 51 Eri b and compare to observations. Note that the model abundance profiles for both the generic and specific planets discussed below are included in the journal supplementary material.

3.1. Generic Directly Imaged Planets: Chemistry

For our “generic” young Jupiters, we generate a suite of models for nine different effective temperatures (T_{eff} ranging from 600 K to 1400 K, at 100-K intervals), seven different eddy diffusion coefficient profiles (see Fig. 2), and two different surface gravities ($g = 10^{3.5}$ and 10^4 cm s $^{-2}$). The thermal profiles of these models are shown in Fig. 1. Note from Fig. 1 that all the models have deep atmospheres that lie within the CO stability field, whereas all but the hottest models switch over to the CH $_4$ stability field in the upper atmosphere. Therefore, if the atmosphere were to remain in chemical equilibrium, CH $_4$ would be the dominant carbon constituent at “photospheric” pressures in the 10^3 –0.1 mbar range for most of these planets, and methane absorption would be prominent in the near-infrared emission spectra. However, CO \rightleftharpoons CH $_4$ chemical equilibrium cannot be maintained at temperatures $\lesssim 1300$ K for any reasonable assumption about the eddy diffusion coefficient profile (e.g., Visscher & Moses 2011), and quenching will occur in the deep, convective regions of these planets. For all the thermal profiles investigated, the CO-CH $_4$ quench point occurs within the CO stability field, and the quenched abundance of CO will be greater than that of CH $_4$.

The dominant kinetic reaction scheme converting CO to CH $_4$ near the quench point in our models is





with M representing any third atmospheric molecule or atom. This scheme is just the reverse of the $\text{CH}_4 \rightarrow \text{CO}$ scheme (3) described in Moses et al. (2011), (cf. also scheme (19) of Visscher & Moses 2011). The rate-limiting step in the above scheme is the reaction $\text{CH}_3\text{OH} + \text{M} \rightarrow \text{CH}_3 + \text{OH} + \text{M}$, where the rate coefficient is derived from the reverse reaction from Jasper et al. (2007). Our chemical model differs from some others in the literature (e.g., Venot et al. 2012; Zahnle & Marley 2014) in that we adopt a slower rate coefficient for $\text{H} + \text{CH}_3\text{OH} \rightarrow \text{H}_2\text{O} + \text{CH}_3$ based on the *ab initio* transition-state theory calculations of Moses et al. (2011) & Lendvay et al. (1997), and the discussion of relevant experimental data in Norton & Dwyer (1990). However, the rate coefficient adopted by Zahnle & Marley (2014) is much smaller under relevant conditions than that adopted by Venot et al. (2012), and our quench results are not grossly different from those described in Zahnle & Marley (2014) and Zahnle et al. (2016).

In any case, quenching is very effective in all the generic young-Jupiter models we investigated, and CO replaces CH_4 as the dominant carbon species in the photospheres of these planets. Figure 4 shows how the methane and carbon monoxide abundance vary with the planet’s effective temperature, for both the assumption of chemical equilibrium (top panel), and from our thermo/photochemical kinetics and transport modeling (bottom panel). Figure 4 emphasizes just how significantly thermochemical equilibrium fails in its predictions for the composition of directly imaged planets, underpredicting the CO abundance by many orders of magnitude, and overpredicting the CH_4 abundance. The CO- CH_4 quench point is discernible in the plot — it is the pressure at which the CH_4 and CO mixing ratios stop following the equilibrium profiles and become constant with altitude. For the $T_{\text{eff}} = 600$ K planet, the quench point is near the CO = CH_4 equal-abundance curve shown in Fig. 1, and carbon monoxide and methane quench at nearly equal abundances. Warmer planets have quench points more solidly within the CO stability field, and the CO abundance then exceeds that of methane at high altitudes. The quenched CH_4 abundance depends strongly on T_{eff} , decreasing with increasing T_{eff} , when other factors like K_{zz} and g are kept identical. The depletion in both the CO and CH_4 mixing ratios at high altitudes in the lower panel of Fig. 4 is due to molecular diffusion, which is dependent on temperature. Planets with a higher T_{eff} have warmer upper atmospheres, causing molecular diffusion to take over at deeper levels. Therefore, warmer planets have homopause levels at higher pressures (lower altitudes), all other things being equal.

The quenched species abundances also depend strongly on K_{deep} and on surface gravity. Figure 5 illustrates this relationship for a suite of generic young Jupiter models. Note from Fig. 5 that the quenched CH_4 abundance is highly sensitive to both T_{eff} and K_{deep} , and is greatest for low temperatures and weak deep vertical mixing. Higher-gravity planets with the same T_{eff} are cooler

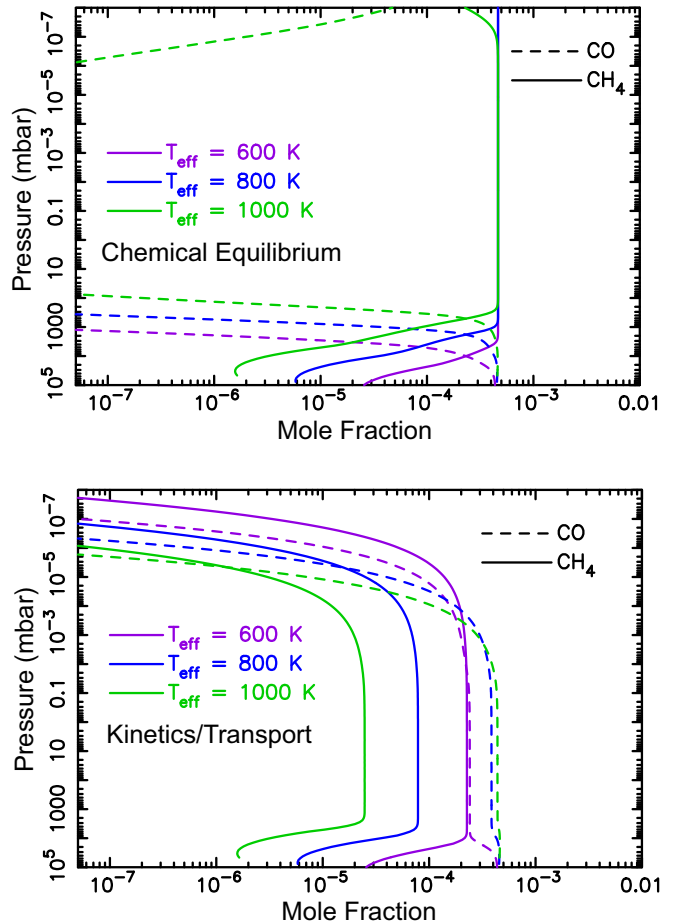


FIG. 4.— The vertical mixing-ratio profiles of CH_4 (solid lines) and CO (dashed lines) as a function of T_{eff} (colored, as labeled) for planets with a surface gravity $\log(g) = 4$ (cgs), and a moderate eddy mixing $K_{\text{deep}} = 10^7 \text{ cm}^2 \text{ s}^{-1}$ for (Top) chemical equilibrium, and (Bottom) our thermo/photochemical kinetics and transport model. Note that CH_4 dominates in the observable portion of the atmosphere in chemical equilibrium, whereas CO dominates in the disequilibrium model. The CH_4/CO ratio is strongly dependent on temperature in both models, with a higher ratio being favored for cooler planets. A color version of this figure is available in the online journal.

at any particular pressure level, so higher g favors increased CH_4 abundance, all other factors being equal. In contrast, high g , low T_{eff} , and low K_{deep} favor smaller quenched CO abundances. Note, however, the nearly constant quenched CO mixing ratio over a large swath of parameter space in Fig. 5 for these two relatively low surface gravities. The quenched CO mixing ratio is less sensitive than CH_4 to T_{eff} , K_{deep} , and g in this range because CO is dominant at the quench point, and the equilibrium CO mixing ratio is more constant with height through the quench region, whereas the equilibrium CH_4 mixing-ratio profile in this region has a significant vertical gradient. This is an important point. Disequilibrium chemistry from transport-induced quenching will cause CO — not CH_4 — to dominate in the photospheres of virtually all directly imaged young planetary-mass (and planetary-gravity) companions, despite the equilibrium predictions for the predominance of CH_4 ; in addition, the CO abundance should be similar for directly imaged planets with the same metallicity. Spectral signatures of

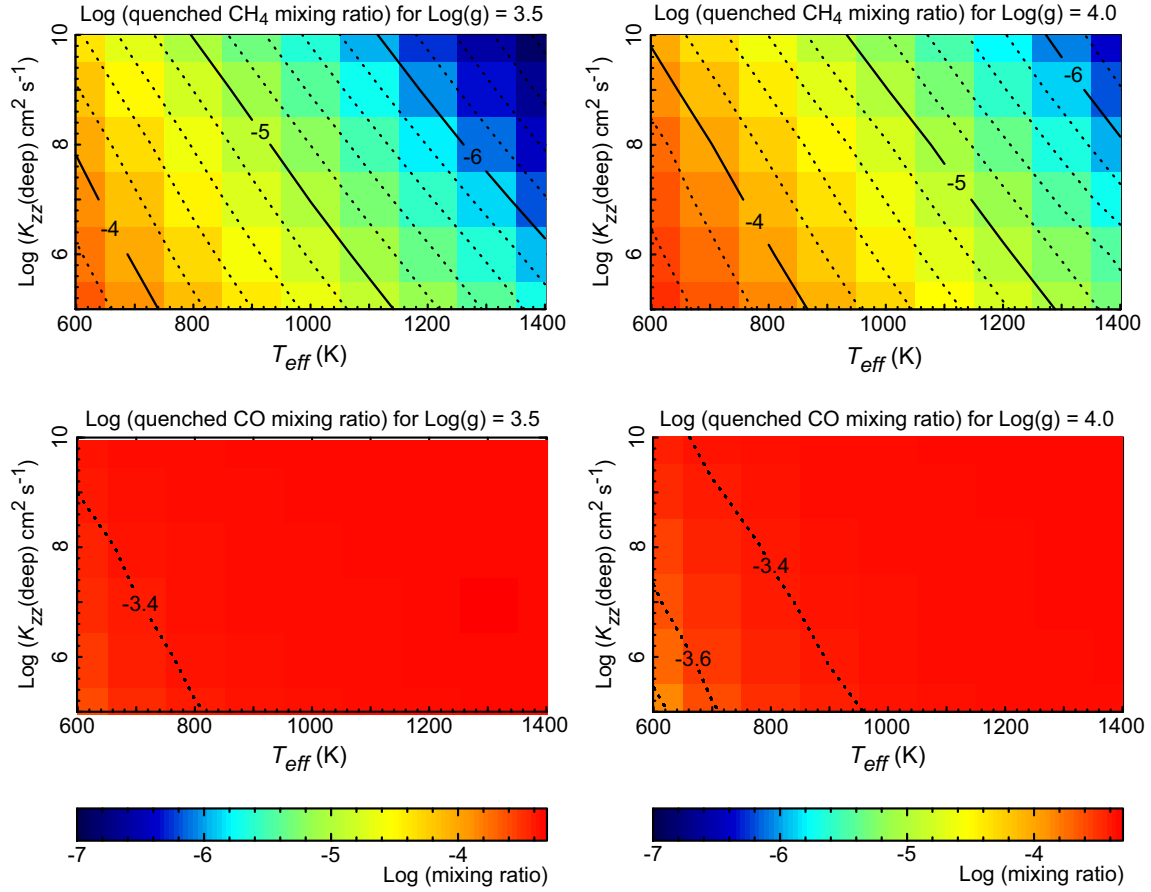


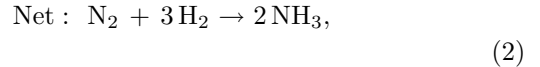
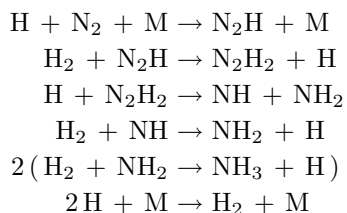
FIG. 5.— Quenched mixing ratios of CH₄ (top) and CO (bottom) for models with surface gravities of $g = 10^{3.5}$ (left) and 10^4 cm s^{-2} (right) as a function of T_{eff} and K_{deep} . High CH₄ abundances and low CO abundances are favored by small T_{eff} , small K_{deep} , and large g , although the CO abundance is relatively insensitive to these factors over the range of models investigated. A color version of this figure is available in the online journal.

CO should therefore be common for young Jupiters, and derived CO abundances can help constrain the planet’s metallicity. Note that this conclusion changes for higher-gravity ($g \gtrsim 10^5 \text{ cm s}^{-2}$) T dwarfs in this temperature range (Hubeny & Burrows 2007; Zahnle & Marley 2014), where CH_4 can dominate and CO is the minor species.

Figure 6 illustrates how the abundances of several constituents change with the different eddy diffusion coefficient profiles shown in Fig. 2, for a model with $T_{\text{eff}} = 1000 \text{ K}$, $\log(g) = 4.0$, and an orbital distance of 68 AU from a star with the properties of HR 8799. As the eddy diffusion coefficient at depth, K_{deep} , is increased, vertical transport begins to dominate at greater and greater depths over the chemical kinetic reactions that act to maintain equilibrium. Smaller K_{deep} values lead to mixing ratio profiles that follow the equilibrium profiles to higher altitudes before quenching occurs. The quenched methane abundance therefore increases with decreasing K_{deep} , and species that are produced through the photochemical destruction of methane, like C_2H_2 and C_2H_6 , also have mixing ratios that increase with decreasing K_{deep} . Conversely, the quenched CO abundance decreases with decreasing K_{deep} , but because the chemical equilibrium abundance of CO is only slightly decreasing with altitude over the range of quench points for the different K_{deep} values investigated, the quenched CO mixing ratio is relatively insensitive to K_{deep} .

Water quenches via reaction scheme (1) above at the same point as that of CO and CH_4 . Since the equilibrium mixing ratio for H_2O is increasing with increasing altitude very slightly over the pressure range of the quench points, the quenched H_2O abundance very slightly increases with decreasing K_{deep} . Water is a key opacity source in young Jupiters that affects how efficiently heat is lost from the planet, so it is important to keep in mind that the resulting quenched water mixing ratio on directly imaged planets can be a factor of a few below that of chemical-equilibrium predictions in the photosphere. This quenching of H_2O becomes more important for higher T_{eff} , larger K_{deep} , and lower surface gravities. Quenching of water should thus be considered in models that calculate the thermal evolution of brown dwarfs and directly imaged planets, particularly for young, small, hot objects.

The NH_3 - N_2 quench point is deeper than that of CO - CH_4 - H_2O . For all the planets considered, this major nitrogen-species quench point is well within the N_2 -dominated regime, so N_2 dominates in the photosphere, and NH_3 is less abundant. The equilibrium profiles are not strongly sloped in the quench region, so the quenched abundances of NH_3 — and N_2 in particular — are not very sensitive to K_{deep} (see Fig. 6). The dominant quenching scheme for $\text{N}_2 \rightarrow \text{NH}_3$ in our generic young-Jupiter models is



which is simply the reverse of reaction scheme (5) discussed in Moses et al. (2011). The rate-limiting step in the above scheme is the reaction $\text{H} + \text{N}_2\text{H}_2 \rightarrow \text{NH} + \text{NH}_2$, where the rate coefficient derives from the reverse reaction, as determined by Klippenstein et al. (2009).

Constituents such as HCN and CO_2 are affected both by photochemistry and by quenching of the dominant carbon, nitrogen, and oxygen carriers (H_2O , CO, CH_4 , NH_3 , and N_2) and thus exhibit complicated vertical profiles in Fig. 6. For large values of $K_{\text{zz}}(z)$, transport controls the HCN and CO_2 profiles throughout the atmospheric column. The quenched abundance of HCN increases with increasing K_{deep} because the equilibrium profile decreases with height within the quench region. Conversely, the quenched abundance of CO_2 decreases with increasing K_{deep} because the equilibrium profile increases with height near the quench point; moreover, the photochemically produced CO_2 takes longer to diffuse downward when the stratospheric K_{zz} is smaller, so a larger column abundance can build up. In fact, at higher altitudes with the smaller K_{deep} models, photochemical production of HCN and CO_2 can dominate over transport from below, and the resulting mixing-ratio “bulges” in the stratosphere represent the signatures of that photochemical production. In general, the column-integrated CO_2 abundance increases with decreasing K_{deep} , while that of HCN decreases with decreasing K_{deep} . However, this latter result also depends on the planet’s thermal structure and incident ultraviolet flux.

Figure 7 illustrates how the disequilibrium composition changes as a function of distance from the host star. The closer a planet is to its star, the greater the UV irradiation received, leading to greater destruction rates of key molecules such as CH_4 , NH_3 , H_2O , CO, and N_2 . That in turn leads to greater production rates of photochemical products such as HCN, CO_2 , C_2H_2 , C_2H_6 , complex hydrocarbons such as methylacetylene (an isomer of C_3H_4) and benzene (an isomer of C_6H_6), complex nitriles such as HC_3N , small oxygen-bearing species such as NO and O_2 , and small radicals and atoms such as C, N, O, OH, NH_2 , and CH_3 .

The dominant photochemical product on young Jupiters is atomic hydrogen. The atomic H is derived largely from water photolysis (producing $\text{OH} + \text{H}$), and the subsequent reaction of $\text{OH} + \text{H}_2 \rightarrow \text{H}_2\text{O} + \text{H}$ — a two-step process that catalytically destroys H_2 to produce two H atoms. In this regard, young Jupiters have more in common with close-in transiting giant planets (e.g., Liang et al. 2003) than our solar-system giant planets, and the copious amount of atomic H produced from this photochemistry (see Fig. 7) affects much of the subsequent stratospheric chemistry on young Jupiters.

Another key photochemical product is CO_2 . Carbon dioxide is produced overwhelmingly from the reaction $\text{OH} + \text{CO} \rightarrow \text{CO}_2 + \text{H}$, with the OH deriving from water photolysis. If the stratosphere is relatively warm, as in the example shown in Fig. 7 (with a 1 μbar temperature of 377 K), the $\text{OH} + \text{H}_2 \rightarrow \text{H}_2\text{O} + \text{H}$ reaction occurs at a much faster rate than $\text{OH} + \text{CO} \rightarrow \text{CO}_2 + \text{H}$, but

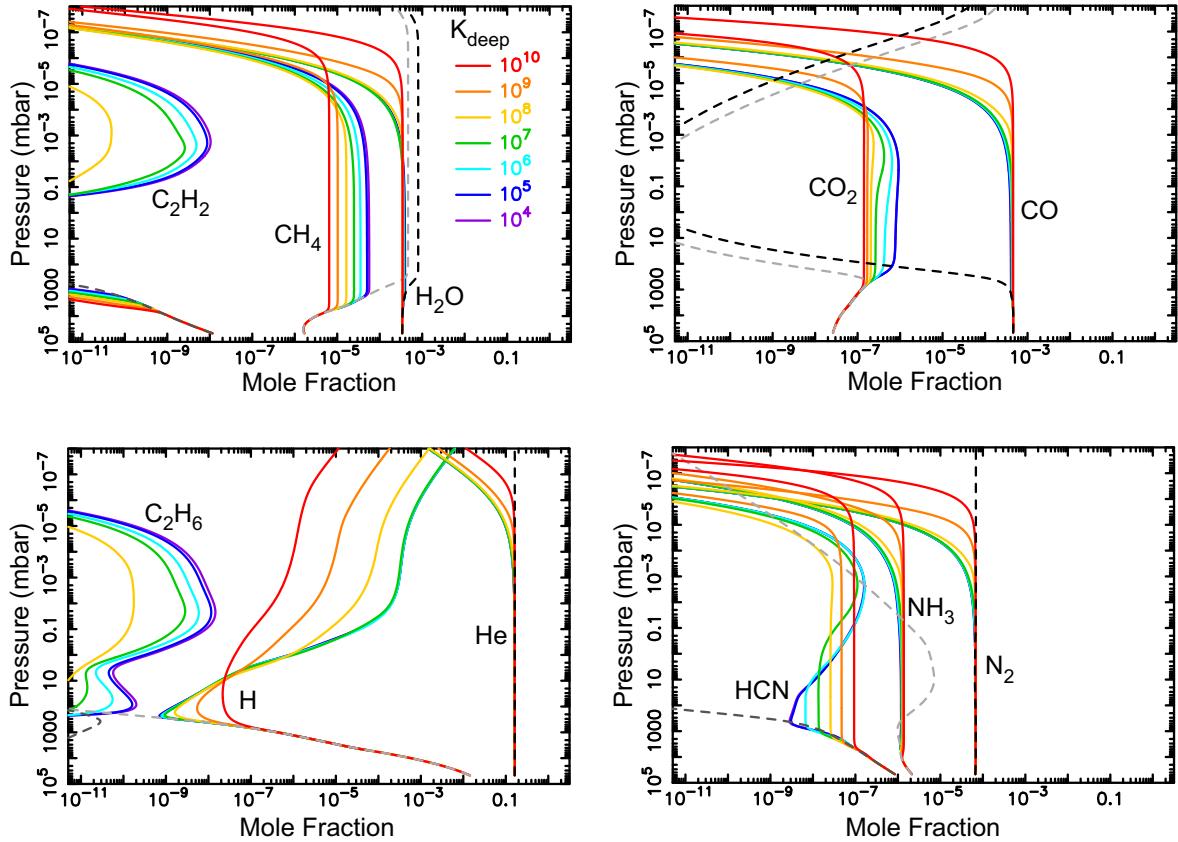


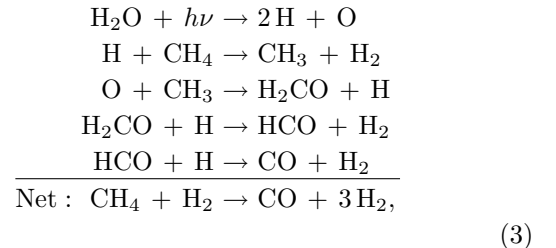
FIG. 6.— Vertical profiles of several important species in our thermo/photochemical kinetics and transport models (solid colored lines) and in chemical equilibrium (dashed gray and black lines) for a planet with $T_{\text{eff}} = 1000$ K and $g = 10^4$ cm s $^{-2}$, at a distance of 68 AU from a star with properties like HR 8799 (Fig. 3), as a function of K_{deep} (see the legend in the top left panel, and the K_{ZZ} profiles shown in Fig. 2). Note that the atmosphere is far out of equilibrium for all the eddy diffusion coefficient profiles considered. The quenched CH $_4$ mixing ratio increases with decreasing K_{deep} . The mixing ratios of methane photochemical products such as C $_2$ H $_2$, C $_2$ H $_6$, and H also increase with decreasing K_{deep} . Water quenches at the same time as CO and CH $_4$, remaining in disequilibrium in the photosphere. Species like HCN and CO $_2$ are affected both by photochemistry and by quenching of the major carbon, oxygen, and nitrogen species. A color version of this figure is available in the online journal.

the latter reaction provides a steady trickle of oxygen away from water and CO into CO $_2$. Loss of CO $_2$ occurs through the reverse of the main production reaction (i.e., H + CO $_2$ → CO + OH), provided that the upper-atmospheric temperature is warm enough to overcome the substantial energy barrier for this reaction, as well as through photolysis, through reaction of atomic N to produce NO + CO, and through reaction of CH to produce HCO + CO. Note that all the main loss processes for CO $_2$ end up recycling the CO. For our generic young Jupiter models, the column-integrated CO $_2$ production rate exceeds the loss rate, and the photochemically produced CO $_2$ diffuses down through the atmosphere until it reaches higher-temperature regions where it can once again reach a chemical balance with CO and H $_2$ O. The greater the incident ultraviolet flux, the greater the net photochemical production rate of CO $_2$ (see Fig. 7).

Molecular oxygen becomes a notable high-altitude photochemical product on more highly-irradiated young Jupiters. It is produced as a byproduct of the water photochemistry, where photolysis of H $_2$ O produces OH + H and O + 2H, and the OH and O react to form O $_2$ + H. The O $_2$ is lost through photolysis (which primarily leads back to H $_2$ O eventually) and through reactions

with atomic carbon (which leads to CO).

Some of the CH $_4$ in the upper atmospheres of young Jupiters will be oxidized to produce CO and eventually CO $_2$. In our generic young Jupiter models, this process occurs through schemes such as:



with $h\nu$ representing an ultraviolet photon. Methane oxidation schemes such as the one above are more effective the higher the incident stellar ultraviolet flux.

As on the giant planets in our own solar system (e.g., Strobel 1983; Atreya & Romani 1985; Yung & DeMore 1999; Moses et al. 2004; Fouchet et al. 2009), the reduced hydrocarbon photochemistry in the atmospheres of young Jupiters will be efficacious and complex. However, the overall column abundance of the hydrocarbon species produced by neutral photochemistry (as op-

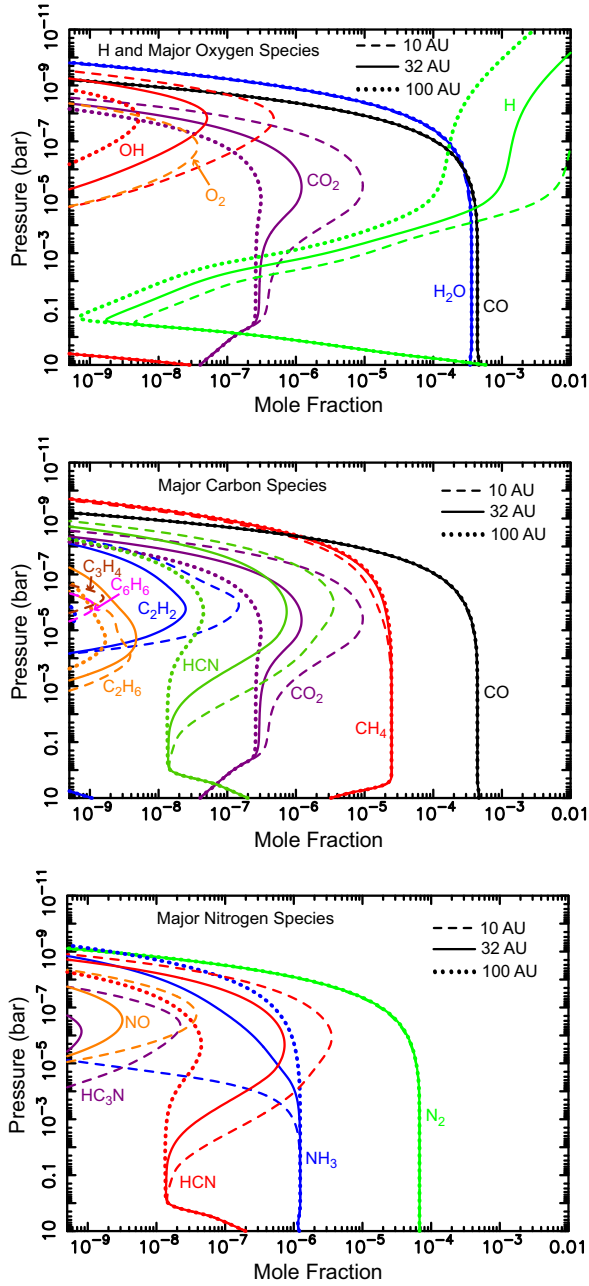
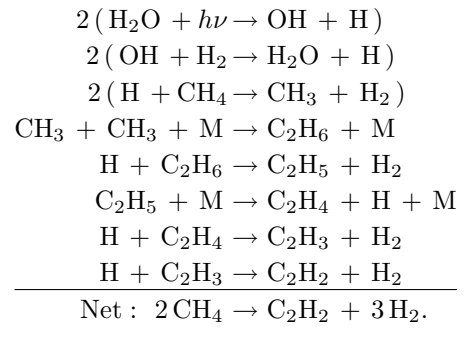


FIG. 7.— The vertical mixing-ratio profiles of several atmospheric species as a function of orbital distance for a planet with $T_{\text{eff}} = 1000$ K, $g = 10^4$ cm s $^{-2}$, and $K_{\text{deep}} = 10^7$ cm 2 s $^{-1}$, that is being irradiated by an HR 8799-like star at a distance of 10 AU (dashed lines), 32 AU (solid lines), and 100 AU (dotted lines). The greater UV flux received by the closest-in planet leads to increased destruction of photochemically active “parent” molecules such as CH $_4$, NH $_3$, H $_2$ O, CO, and N $_2$, and increased production of photochemical “daughter” products such as HCN, CO $_2$, complex hydrocarbons, complex nitriles, and atomic species and small radicals. A color version of this figure is available in the online journal.

posed to ion chemistry) on young Jupiters will typically be smaller than on our own giant planets, as a result of the greater stratospheric temperatures and different dominant and/or competing kinetic reactions, including methane recycling and oxidation. The typically smaller CH $_4$ mixing ratio on young Jupiters (due to quenching) also contributes to the differences, as does a po-

tentially larger stratospheric eddy K_{zz} coefficient (due to upwardly propagating atmospheric waves generated in the rapidly convecting deep atmospheres of young Jupiters), which allows the high-altitude hydrocarbon photochemical products to be transported more rapidly to the deeper, high-temperature regions, where they become unstable. However, the larger stratospheric temperatures and resulting decreased stability of the complex hydrocarbons plays a larger role. As an example, the column abundance of ethane (C $_2$ H $_6$) above 100 mbar on Saturn (Moses et al. 2015), which is ~ 10 AU from the Sun, is five orders of magnitude larger than that of the generic 10-AU young Jupiter shown in Fig. 7, despite the greater H Lyman alpha and overall UV flux received by the 10-AU generic young Jupiter around its brighter star. The main source of the ethane is still the same on both planets — the three-body reaction CH $_3$ + CH $_3$ + M \rightarrow C $_2$ H $_6$ + M — but the CH $_3$ on the 10-AU young Jupiter goes back to recycle the CH $_4$ more than 99.9% of the time, because the higher atmospheric temperatures lead to a more efficient reaction of CH $_3$ with H $_2$ to form CH $_4$ + H. Still, the total stratospheric column production rate of C $_2$ H $_6$ is larger on the 10-AU young Jupiter than on Saturn due to the brightness of the star and the larger UV flux; however, C $_2$ H $_6$ is also more readily destroyed on the warmer young Jupiter through H + C $_2$ H $_6$ \rightarrow C $_2$ H $_5$ + H $_2$, with a much larger percentage of the carbon ending up back in CH $_4$ rather than in C $_2$ H $_x$ and other higher-order hydrocarbons. On Saturn, the photochemically produced C $_2$ H $_6$ is much more chemically stable in the colder stratosphere, so the net production rate minus loss rate is greater on Saturn than on the generic 10-AU young Jupiter. It is also interesting to note that the direct photolysis of CH $_4$ on our warmer generic young Jupiters is less important to the production of complex hydrocarbons than the reaction of atomic H with CH $_4$ to form CH $_3$ + H $_2$, with the H deriving from H $_2$ O photolysis (see discussion above).

Acetylene (C $_2$ H $_2$) is also an important photochemical product on our 10-AU generic young Jupiter shown in Fig. 7 that is produced through reaction schemes such as the following that first go through C $_2$ H $_6$ and C $_2$ H $_4$:



Acetylene is lost (a) through insertion reactions with atomic C and CH radicals to form C $_3$ H $_2$ and C $_3$ H $_3$, (b) through reactions with atomic H to form C $_2$ H $_3$, with subsequent reactions leading to other C $_2$ H $_x$ species and eventual methane recycling, and (c) by photolysis, which leads predominantly to recycling of the C $_2$ H $_2$. As on transiting hot Jupiters (Moses et al. 2011), the atomic carbon from loss process (a) here derives both from pho-

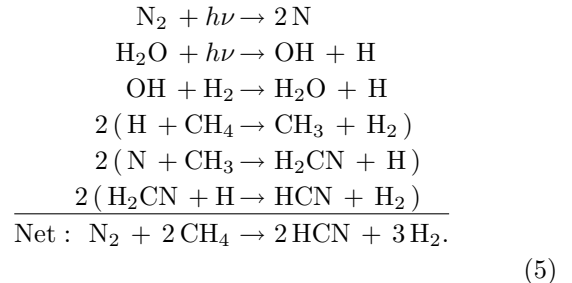
tolysis of CO and from methane photodestruction to form CH₃, CH₂, and CH, which can react with H to eventually form C.

The relative efficiency of C₃H₂ and C₃H₃ production in some of our more highly irradiated young-Jupiter models (e.g. the 10-AU case shown in Fig. 7) is interesting and suggests that complex carbon-rich species like PAHs could potentially form on some directly imaged planets, and might even lead to the condensation of organic hazes in these atmospheres, as enthusiastically advocated by Zahnle et al. (2009, 2016). However, in general, the efficiency of production of refractory organics from simple precursors like C₂H₂, C₂H₆, and C₄H₂ in an H₂-dominated atmosphere seems to have been greatly overestimated by Zahnle et al. (2009), Miller-Ricci Kempston et al. (2012), Morley et al. (2013), and Zahnle et al. (2016) — their arguments would suggest that Jupiter, Saturn, and Neptune should be completely enshrouded in optically thick stratospheric hydrocarbon hazes, yet that is not the case. Because of a lack of laboratory or theoretical kinetic information on reactions of C₃H₂ and C₃H₃ with other hydrocarbon radicals under relevant low-pressure, reducing conditions, the fate of these C₃H_x species is not obvious (see also Moses et al. 2011; Hébrard et al. 2013). Three-body addition reactions of C₃H₂ and C₃H₃ with abundant ambient H atoms can lead to C₃H₃ and C₃H₄, respectively, and the C₃H₃ can react with CH₃ to form C₄H₆ (Fahr & Nayak 2000; Knyazev & Slagle 2001) or self-react to form various C₆H₆ isomers (Atkinson & Hudgens 1999; Fahr & Nayak 2000), but these three-body reactions are not particularly effective at low pressures. Therefore, C₃H₂ and C₃H₃ build up to mixing ratios of a few × 10⁻⁸ at high altitudes in our 10-AU young-Jupiter model. The comparatively large abundance of C₃H₂ and C₃H₃ radicals here is likely an artifact of having insufficient knowledge of other possible loss mechanisms for these species, and we make a plea for future laboratory experiments or theoretical modeling to rectify this situation.

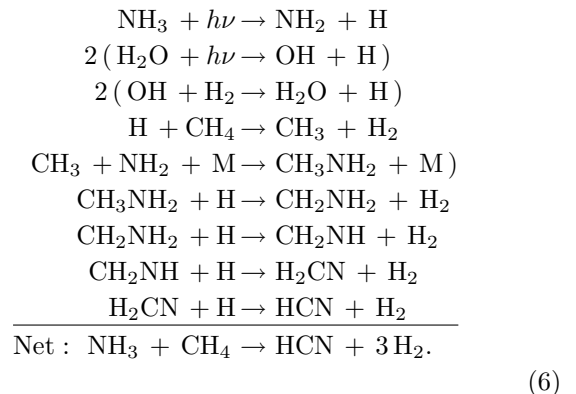
Benzene (C₆H₆) itself is produced in our models through C₃H₃-C₃H₃ recombination, which first goes through a linear C₆H₆ isomer before eventual production of benzene (Fahr & Nayak 2000). The benzene mixing ratio reaches 1 ppb in our 10-AU model (see Fig. 7), but neither benzene nor any of the other hydrocarbons becomes abundant enough to achieve saturation and condense. Similarly, the coupled carbon-nitrogen photochemistry in our model leads to non-trivial amounts of complex nitriles such as HC₃N being produced (see Fig. 7), but again, these nitriles never reach saturation. Our neutral chemistry alone does not lead to hazes on these planets. However, we know from Titan that organic hazes can readily form from ion chemistry in a N₂-dominated atmosphere (Waite et al. 2007; Vuitton et al. 2007; Imanaka & Smith 2007; Hörst et al. 2012), and the presence of > 10 ppm N₂ in the upper atmospheres of young Jupiters may augment the production of refractory condensable hydrocarbons through Titan-like ion chemistry. This possibility deserves further investigation, both experimentally and theoretically.

The dominant product of the coupled carbon-nitrogen photochemistry is HCN, which forms through schemes

such as the following:



Note that N₂, not NH₃, is the source of the nitrogen in this scheme, which is effective at high altitudes. That is why the HCN abundance can exceed the NH₃ abundance at high altitudes in the 10-AU model shown in Fig. 7. However, NH₃ can also contribute to HCN formation through schemes such as the following that are more effective at lower stratospheric altitudes:



As shown in Fig. 7, the coupled nitrogen-carbon photochemistry is more efficient with a greater UV flux from the host star.

Molecular nitrogen is fairly stable on young Jupiters. Photodissociation is only effective at wavelengths shorter than ~1000 Å, so N₂ can be shielded to some extent by the more abundant H₂, CO, and H₂O. In addition, the atomic N produced from N₂ photolysis can go back to recycle the N₂, through reactions such as N + OH → NO + H, followed by N + NO → N₂ + O. However, the production rate of NO through this process exceeds the loss rate, and NO appears as a minor high-altitude photochemical product on young Jupiters (Fig. 7), especially for higher UV irradiation levels.

Ammonia, on the other hand, is much less stable than N₂ because of weaker bonds, photolysis out to longer wavelengths (λ ≲ 2300 Å), efficient reaction with atomic H, and relatively inefficient recycling. The NH₃ photolysis products can end up in N₂ through reactions such as N + NH₂ → NNH + H, followed by NNH → N₂ + H, or by NH₂ + H → NH + H₂, followed by NH + H → N + H₂, and N + NO → N₂ + O. The nitrogen in the ammonia can also end up in HCN, through reaction pathways such as scheme (6) above. As is apparent from Fig. 7, the NH₃ in the upper stratosphere of young Jupiters becomes more depleted the higher the incident UV flux.

One other nitrogen-bearing photochemical product worth mentioning is HC₃N, which is produced in the model through reaction of atomic N with C₃H₂ and C₃H₃

(e.g., Millar et al. 1991) — speculative reactions that may not be as efficient if we had more information about additional loss processes for these C_3H_x species — and by $CN + C_2H_2 \rightarrow HC_3N + H$ (with the CN from HCN photolysis), which at least has a more convincing pedigree (e.g., Sims et al. 1993). Again, more HC_3N (and CH_3CN) are produced with higher incident UV fluxes. We have not included in the model reactions from the coupled photochemistry of C_2H_2 and NH_3 , which can produce a host of complex organic molecules (e.g., Keane et al. 1996; Moses et al. 2010), due to a lack of published thermodynamic properties for these molecules. However, heavier species such as acetaldazine, acetaldehyde hydrazone, and ethylamine may also form on young Jupiters due to this coupled chemistry, particularly on cooler, more highly UV irradiated planets. Unlike on our own solar-system gas giants, hydrazine (N_2H_4) is not a major product of the ammonia photochemistry in our young-Jupiter models because the NH_2 from ammonia photolysis preferentially reacts with the copious amounts of atomic H to produce NH , and eventually N and N_2 , or with CH_3 to form CH_3NH_2 and eventually HCN . On Jupiter and Saturn, the coupled ammonia-methane photochemistry is less efficient due to the lack of CH_3 present in the tropospheric region where NH_3 is photolyzed (e.g., Kaye & Strobel 1983; Moses et al. 2010). However, the hydrazine abundance is very sensitive to temperature and increases significantly as T_{eff} decreases.

Finally, many photochemical products on directly imaged planets tend to be very sensitive to temperature — both the effective temperature of the planet, T_{eff} (which on young Jupiters is controlled by the internal heat flux rather than radiation from the host star), and the temperature in the planet’s stratosphere (i.e., the radiative region above the convecting troposphere). Note that because irradiation from the host star has less of an effect than internal heat flow on the upper-atmospheric temperatures of these distant, young, hot, directly imaged planets, our generic young-Jupiter models with larger T_{eff} have larger stratospheric temperatures, too (see Fig. 1). As discussed previously, T_{eff} affects the quenched abundances of the photochemically active parent molecules, which can in turn influence the production rate of disequilibrium photochemical “daughter” products. More importantly, the stratospheric temperatures affect the subsequent reaction rates of the photochemically produced molecules and radicals, as well as affect the height to which the photochemically active parent molecules are carried before molecular diffusion takes over and severely limits their abundance. The altitude variation of this homopause level can change the pressure at which photolysis occurs, thereby affecting subsequent pressure-dependent reactions. Figure 8 shows how the vertical profiles of some of the major photochemically active molecules in our models vary with temperature. Although variations in T_{eff} have a relatively straightforward influence on the quenched species’ abundances, the response to upper atmospheric temperatures is more complicated.

Smaller T_{eff} results in larger quenched abundances of CH_4 , NH_3 , and H_2O (all other factors being equal), and allows these molecules to be carried to higher homopause altitudes, so one might naively assume that these factors lead to greater abundances of photochemical products

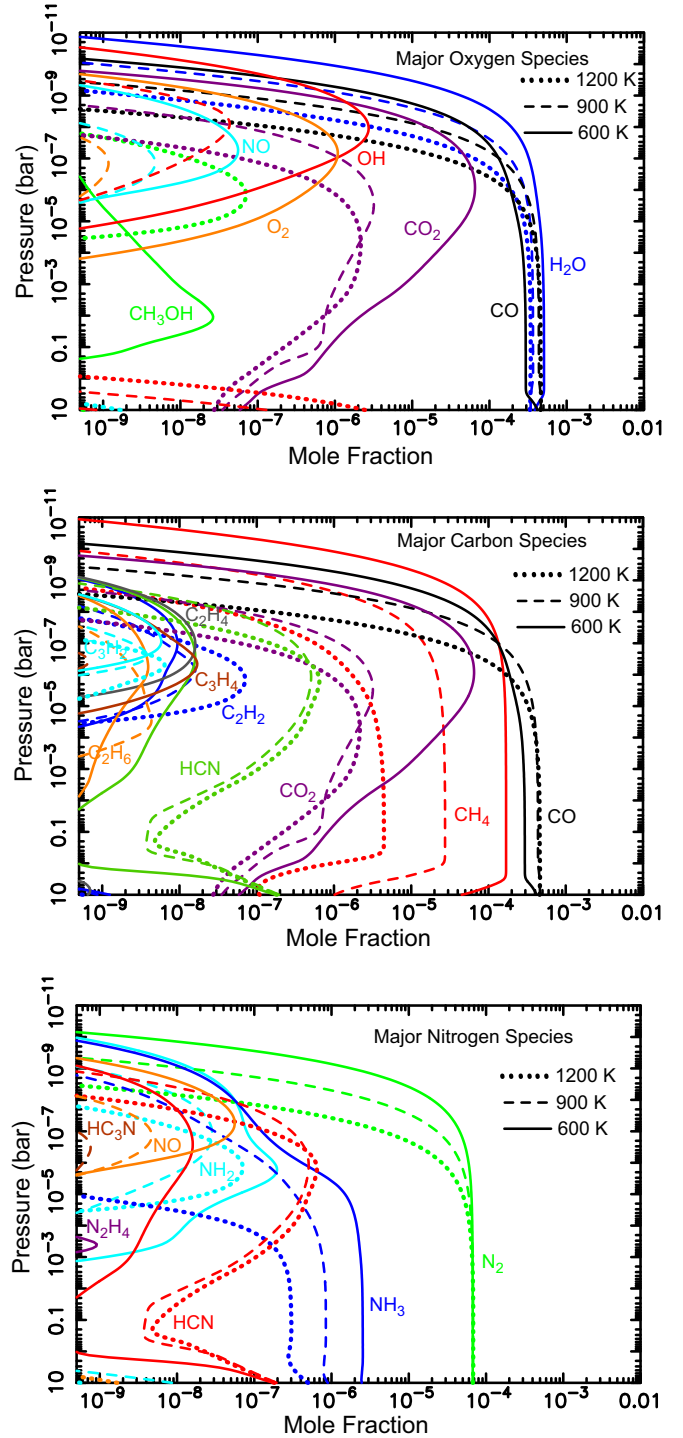


FIG. 8.— The vertical mixing-ratio profiles of several atmospheric species as a function of T_{eff} for a planet with $g = 10^{3.5} \text{ cm s}^{-2}$ and $K_{deep} = 10^6 \text{ cm}^2 \text{ s}^{-1}$, that is being irradiated by an HR 8799-like star at a distance of 68 AU (dashed lines), for $T_{eff} = 1200 \text{ K}$ (dotted lines), 900 K (dashed lines), and 600 K (solid lines). Most disequilibrium photochemical products are synthesized more effectively in low- T_{eff} atmospheres, but some photochemical products (most notably HCN and C_2H_2) become more abundant at higher T_{eff} . A color version of this figure is available in the online journal.

on cooler planets. However, photolysis in these young-Jupiter models is photon-limited rather than species-limited, and the column-integrated photolysis rate of wa-

ter — which produces H, as well as OH, and thus drives much of the subsequent photochemistry for carbon, nitrogen, and oxygen species — is only slightly different for all three different T_{eff} models shown in Fig. 8. Instead, the critical factor is the efficiency of recycling of the parent species versus competing reactions to form other products. When temperatures are larger, recycling of water is more prevalent through reactions such as $\text{OH} + \text{H}_2 \rightarrow \text{H}_2\text{O} + \text{H}$, which has a high energy barrier and operates more effectively at high temperatures. Therefore, fewer reactive OH and O radicals are available to form oxygen-rich photochemical products such as CO_2 , H_2CO , CH_3OH , or O_2 when temperatures are higher (see also Zahnle et al. 2016). Moreover, the H atom abundance increases as the upper-atmospheric temperature increases (due to the more efficient catalytic destruction of H_2 following water photolysis), and the increased H atom abundance decreases the stability of some photochemical products such as CO_2 and C_2H_6 .

On the other hand, the more efficient atomic H production at high temperatures leads to an overall increase in the production rate of reactive CH_3 and NH_2 radicals as the temperature increases, as a result of reactions like $\text{H} + \text{CH}_4 \rightarrow \text{CH}_3 + \text{H}_2$ and $\text{H} + \text{NH}_3 \rightarrow \text{NH}_2 + \text{H}_2$, and even though the reverse recycling reactions are also more effective at high temperatures, the nitrogen- and carbon-bearing products can still form at any temperature. The result is that some photochemical products, like HCN and C_2H_2 that have strong bonds and are more stable at high temperatures, are produced more efficiently at higher T_{eff} , while other species like C_2H_6 , C_3H_4 , and N_2H_4 are produced more efficiently at lower T_{eff} . The peak production altitude and overall shape of the mixing-ratio profiles can vary with T_{eff} , as well (see Fig. 8).

As emphasized by Zahnle et al. (2016), the oxygen-bearing photochemical products are particularly sensitive to the upper-atmospheric temperature, and the abundance of the oxygen species increases significantly when stratospheric temperatures fall below ~ 250 K. The rate coefficient for the water recycling reaction $\text{OH} + \text{H}_2 \rightarrow \text{H}_2\text{O} + \text{H}$ drops by almost three orders of magnitude with a reduction in temperature from 500 K to 200 K (Baulch et al. 2005). The reduced efficiency of $\text{OH} + \text{H}_2 \rightarrow \text{H}_2\text{O} + \text{H}$ at low temperatures opens the door for efficient carbon oxidation, and $\text{CO} + \text{OH} \rightarrow \text{CO}_2 + \text{H}$ becomes a competitive loss process for the OH. As a result, neither H_2O nor CO are as efficiently recycled in the colder atmospheres, and the OH + CO reaction will proceed effectively until it depletes enough CO that the OH + H_2 reaction can again compete as a loss process for the OH. One then sees a depletion of H_2O and CO at high altitudes in the coldest models, with a concomitant increase in CO_2 and other oxygen products like O_2 and CH_3OH that can form when OH does not effectively recycle back to water. Carbon dioxide becomes a spectroscopically significant photochemical product on colder young Jupiters (see section 3.2), and the effect is further magnified the greater the incident UV flux.

Figure 9 provides further details showing how the photochemical products CO_2 , HCN, C_2H_6 , and C_2H_2 vary with changes in both T_{eff} and K_{deep} . For the shape of the vertical K_{zz} profiles we have assumed (see Fig. 2), smaller

K_{deep} values also correspond to weaker eddy mixing in the lower stratosphere, which increases the residence time for photochemical products synthesized at higher altitudes, allowing them to build up to larger abundances. Therefore, most photochemical products exhibit increased abundances for smaller K_{deep} values. One exception is HCN, which has a more complicated dependence because larger K_{deep} values favor larger quenched abundances of HCN; i.e., quenching, not just photochemistry, contributes to the overall abundance of HCN. For any particular K_{deep} value, the temperature dependence can be complicated, with CO_2 exhibiting a major increase at the lowest temperatures for the reasons discussed above, C_2H_6 being favored at moderately low temperatures, and C_2H_2 and HCN being favored at $T_{\text{eff}} \approx 1200$ K.

In general, hydrocarbons such as C_2H_6 and C_2H_2 are not expected to become abundant enough to be observable on young Jupiters, except potentially for closer-in planets (i.e., those receiving a large UV flux) in combination with a more stagnant (lower K_{zz}) lower stratosphere and an increasingly well-mixed and colder ($\lesssim 250$ K) upper stratosphere, in which water recycling is less effective and the resulting H production is reduced. Low upper-atmospheric temperatures favor C_2H_6 over C_2H_2 , while higher temperatures favor C_2H_2 . The quenched HCN abundance reaches potentially observable abundances of a few $\times 10^{17}$ cm^{-2} above 100 mbar for large K_{deep} ($\gtrsim 10^9$ $\text{cm}^2 \text{ s}^{-1}$), and a high UV flux combined with moderate T_{eff} of 1100–1300 K would provide an increased photochemical component on top of that that quenched HCN. Carbon dioxide is the big winner from a disequilibrium-chemistry standpoint, with observable quantities (see section 3.2) of greater than 10^{18} cm^{-2} above 100 mbar being produced through both quenching and photochemistry in all the models studied, with a column abundance greater than 10^{19} cm^{-2} above 100 mbar forming in the planets with cooler, more stagnant lower stratospheres.

3.2. Generic Directly Imaged Planets: Spectra

Placeholder for when I get information back from Mike about spectra of a “cool” and “warm” generic planet, including information about whether CO_2 and HCN matters. Absorption in the 4.5- μ and 15- μ m CO_2 bands should be particularly apparent on young Jupiters, trending toward greater absorption for lower T_{eff} .

3.3. HR 8799 b

Of the four planets detected in the HR 8799 system (Marois et al. 2008, 2010), HR 8799 b is the farthest away from the host star (68 AU, Maire et al. 2015) and seems to be the smallest and coolest (e.g., Marois et al. 2008). Most comparisons of spectral models with observational data favor T_{eff} in the broad range 700–1200 K and $\log(g) = 3.0$ –4.5 cgs for HR 8799 b (Marois et al. 2008; Hinz et al. 2010; Barman et al. 2011a, 2015; Currie et al. 2011, 2014; Galicher et al. 2011; Madhusudhan et al. 2011; Marley et al. 2012; Skemer et al. 2012; Ingraham et al. 2014; Rajan et al. 2015). The broad range stems from degeneracies between T_{eff} , $\log(g)$, assumed cloud properties, planetary radius, and metallicity. Moreover, the models tend to have difficulty simulta-

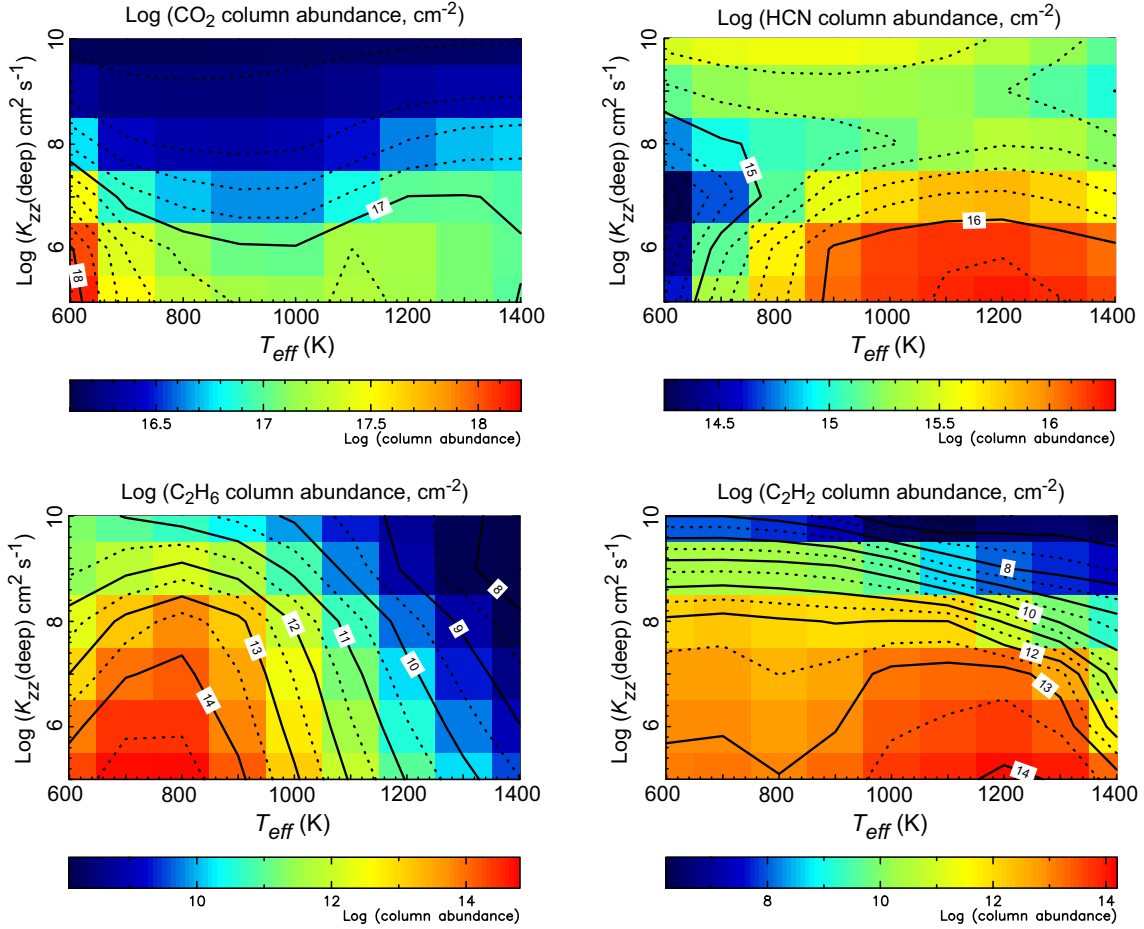


FIG. 9.— Integrated column abundance of CO₂ (top left), HCN (top right), C₂H₆ (bottom left), and C₂H₂ (bottom right) above 1 mbar as a function of T_{eff} and K_{deep} for planets with a surface gravity of $g = 10^{3.5}$ located at 68 AU from a star with the properties of HR 8799. Photochemistry dominates in this region of the atmosphere, and different species exhibit a complicated sensitivity to both T_{eff} and K_{deep} . A color version of this figure is available in the online journal.

TABLE 1
COLUMN ABUNDANCES FOR HR 8799 B MODELS

Species	Column abundance above 10 mbar (cm ⁻²)	Column abundance above 100 mbar (cm ⁻²)	Column abundance above 1 bar (cm ⁻²)
CH ₄	(2–3) × 10 ¹⁸	(2–3) × 10 ¹⁹	(2–3) × 10 ²⁰
C ₂ H ₂	(0.01–5) × 10 ¹²	(0.01–5) × 10 ¹²	(0.8–8) × 10 ¹⁴
H ₂ O	(1–3) × 10 ²⁰	(1–3) × 10 ²¹	(1–3) × 10 ²²
CO	(2.8–4.6) × 10 ²⁰	(2.8–4.5) × 10 ²¹	(2.8–4.5) × 10 ²²
CO ₂	(0.5–4) × 10 ¹⁷	(0.5–3) × 10 ¹⁸	(0.4–1) × 10 ¹⁹
NH ₃	(2.5–3) × 10 ¹⁷	(2.5–3) × 10 ¹⁸	(2.5–3) × 10 ¹⁹
HCN	(1–3) × 10 ¹⁶	(1–2.5) × 10 ¹⁷	(1–2.5) × 10 ¹⁸

neously fitting the short-wavelength infrared spectra (1–2.5 μm), which show evidence for deeper molecular absorptions, and the longer-wavelength mid-infrared photometric (3–5 μm), which exhibit flatter spectral behavior. These difficulties complicate the derivation of planetary properties. The best-fit models typically seem to require thick but patchy clouds, and the spectrum of HR 8799 b is distinctly different from brown dwarfs with the same effective temperature *is this all true, and do I need to add references here? If so, what references would be best?*

For our photochemical models, we adopt the recent constraints of Barman et al. (2015) ($T_{\text{eff}} = 1000 \pm 100$ K and $\log(g) = 3.5 \pm 0.5$ cgs) because their analysis of the medium-resolution H - and K -band data with the OSIRIS instrument at Keck have provided the best available constraints on the abundances of CH₄, H₂O, and CO. For consistency with the Barman et al. (2015) modeling procedure and their preferred restriction of C and O abundances to possible sequences derived from the Öberg et al. (2011) disk chemical evolution model, we

also adopt a slightly super-solar C/O ratio of 0.65–0.7 for these models, and metallicities of ~ 0.6 –1.0 times solar. Results from two of our HR 8799 b models are shown in Figs. 10 and 11.

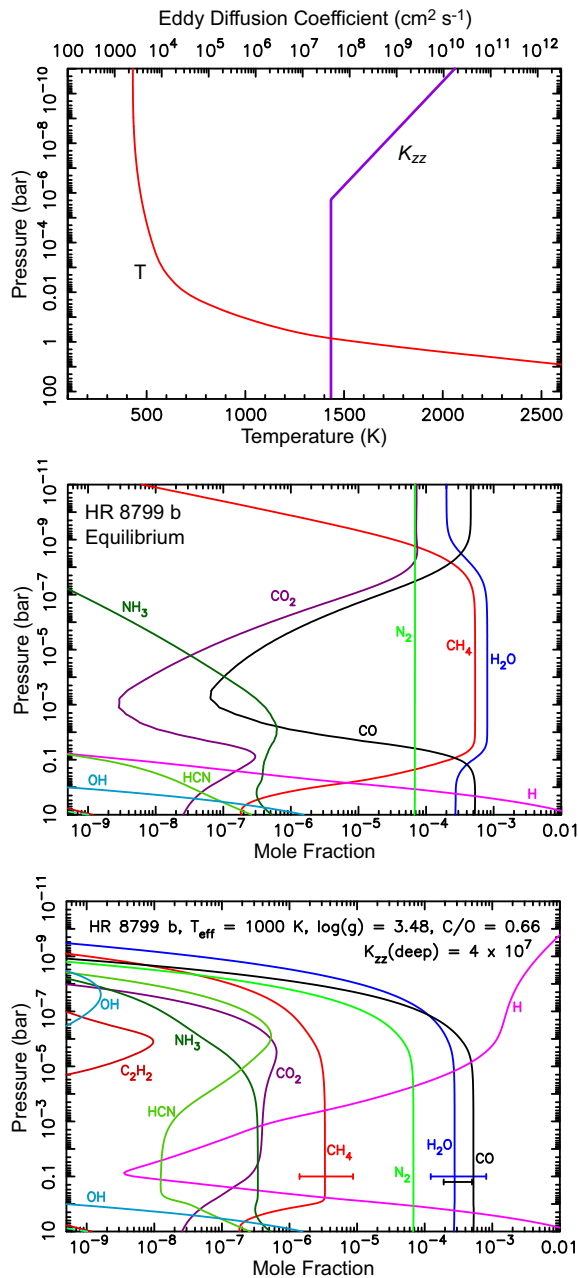


FIG. 10.— Chemical model for HR 8799 b assuming $T_{\text{eff}} = 1000$ K, $g = 3000$ cm s $^{-2}$, and solar metallicity, except C/O = 0.66: (Top) The temperature profile (red curve, bottom axis) from the radiative-convective equilibrium model of Marley et al. (2012) assuming the above bulk constraints, and the eddy diffusion coefficient profile (purple curve, top axis) adopted in the photochemical model; (Middle) the predicted thermochemical equilibrium mixing-ratio profiles for the major oxygen, carbon, and nitrogen species, as labeled, for the assumed pressure-temperature profile; (Bottom) mixing-ratio profiles predicted from our thermo/photochemical kinetics and transport model for the above thermal structure, K_{zz} profile, and assumed bulk elemental composition. The line segments in the bottom plot are the observational constraints for CH $_4$ (red), H $_2$ O (blue), and CO (black) from Barman et al. (2015). A color version of this figure is available in the online journal.

For the first HR 8799 b model (Fig. 10), we assume $T_{\text{eff}} = 1000$ K, $g = 3000$ cm s $^{-2}$, and a solar metallicity atmosphere except for a C/O ratio of 0.66, and we use the radiative-convective equilibrium model of Marley et al. (2012) to define the temperature structure. With this model, the quenched CH $_4$ abundance falls within the constraints provided by Barman et al. (2015) when $\log(K_{\text{deep}}) \approx 6$ –9, with a best fit for $K_{\text{deep}} = 4 \times 10^7$ cm 2 s $^{-1}$. Figure 10 demonstrates that the CO mixing ratio is expected to be much larger than the CH $_4$ mixing ratio on HR 8799 b as a result of transport-induced quenching. Similarly, the quenched N $_2$ abundance is much greater than that of NH $_3$, and H $_2$ O quenches at a mixing ratio a factor of ~ 3 smaller than equilibrium predictions. As expected (see section 3.1), the CO $_2$ and HCN abundances are also significantly enhanced in comparison to chemical equilibrium as a result of quenching of the dominant oxygen, carbon, and nitrogen species (see also Moses et al. 2011). The coupled carbon-oxygen and carbon-nitrogen photochemistry described in section 3.1 leads to an additional peak in the CO $_2$ and HCN abundances at high altitudes, which for the case of HCN adds notably to the stratospheric column abundance. Hydrocarbons such as C $_2$ H $_2$ and C $_2$ H $_6$ and key radicals such as OH and NH $_2$ are produced from high-altitude photochemistry, but these species are less stable in the lower stratosphere, and they never reach observable column abundances.

Overall, although disequilibrium quenching is very important in controlling the atmospheric composition of HR 8799 b — including controlling the abundance of minor species not typically considered in simple quenching models — photochemistry itself is less important due to relatively warm stratospheric temperatures (which tend to decrease the stability of photochemical products) and the mild UV flux received by HR 8799 b. If the lower-stratospheric eddy K_{zz} values were much lower than we have assumed here, then the column abundance of key photochemical products like C $_2$ H $_x$ hydrocarbons could be increased, although it is still unlikely that they could achieve observable values.

A second HR 8799 b model is shown in Fig. 11. This model assumes $T_{\text{eff}} = 1000$ K, $g = 3162$ cm s $^{-2}$, a C/O ratio of 0.7, a subsolar metallicity (i.e., ~ 0.63 times the solar O/H of Grevesse et al. 2007), and a thermal structure that is taken from Barman et al. (2015). This model is cooler everywhere than the one shown in Fig. 10, and so it takes a larger K_{deep} ($\sim 10^9$ cm 2 s $^{-1}$) to quench CH $_4$ at the same abundance as the previous model. If the eddy diffusion coefficient were to remain high in the stratosphere, as in the model shown here, then the photochemical species produced at high altitudes could diffuse rapidly through the stratosphere to deeper, warmer levels, where they would readily be converted back to the major quenched species. So again, photochemistry does not have much of an effect on the spectroscopically active molecules for this HR 8799 b model. However, transport-induced quenching does play a major role in shaping atmospheric composition.

Figure 11 shows that in equilibrium, this cooler atmosphere would be dominated by H $_2$ O and CH $_4$, with some N $_2$ and lesser amounts of NH $_3$, but virtually no CO, CO $_2$, or HCN. Disequilibrium quenching significantly affects all the major species in the atmosphere, including

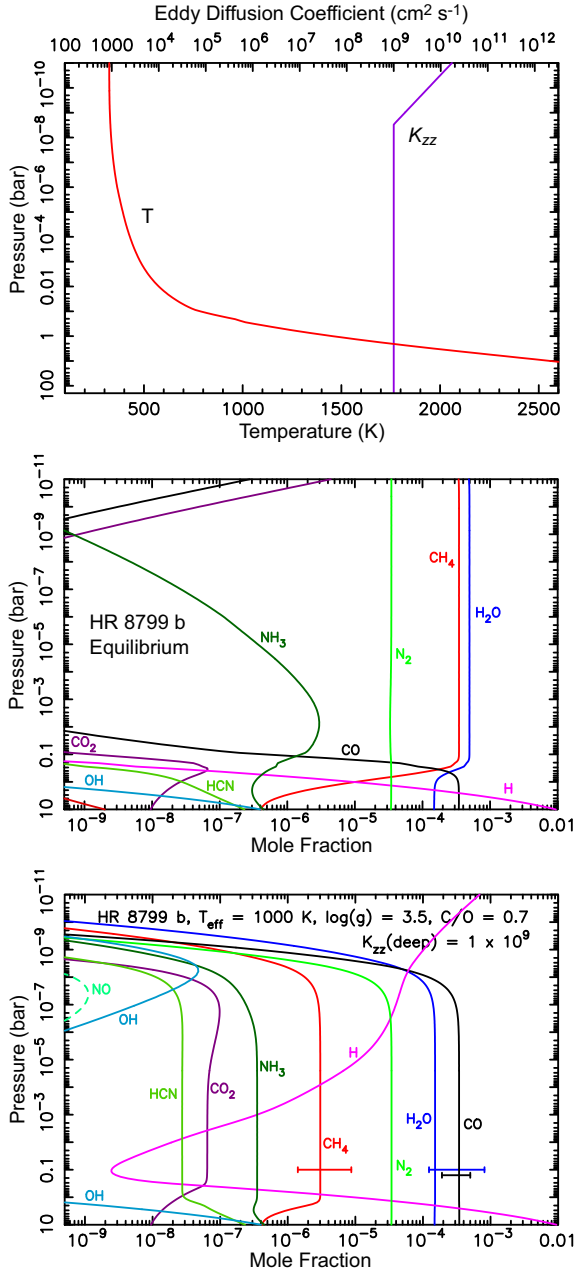


FIG. 11.— Chemical model for HR 8799 b assuming $T_{\text{eff}} = 1000$ K, $\log(g) = 3.5$ cgs, $C/O = 0.7$, and subsolar metallicity; (Top) The temperature profile (red curve, bottom axis) from Barman et al. (2015) assuming the above bulk constraints, and the eddy diffusion coefficient profile (purple curve, top axis) adopted in the photochemical model; (Middle) the predicted thermochemical equilibrium mixing-ratio profiles for the major oxygen, carbon, and nitrogen species, as labeled, for the assumed pressure-temperature profile; (Bottom) mixing-ratio profiles predicted from our thermo/photochemical kinetics and transport model for the above thermal structure, K_{zz} profile, and assumed bulk elemental composition. The line segments in the bottom plot are the observational constraints for CH_4 (red), H_2O (blue), and CO (black) from Barman et al. (2015). A color version of this figure is available in the online journal.

CO , H_2O , N_2 , CH_4 , NH_3 , CO_2 , and HCN . Again, $\text{CO} \gg \text{CH}_4$, and H_2O quenches at a smaller mixing ratio than the equilibrium predictions. Quenching also significantly increases the abundance of CO_2 and HCN over the equilibrium-model predictions. The CO_2 abundance

ends up being smaller in this model than in the one shown in Fig. 10, as a result of the smaller overall metallicity. The quenched NH_3 abundance is about the same in the two models, but the NH_3 is carried to higher altitudes in the model shown in Fig. 11 due to the larger stratospheric K_{zz} , allowing a larger column abundance in the middle and upper stratosphere in this model. The quenched HCN abundance is larger in this model due to the larger K_{deep} , despite the overall lower atmospheric metallicity. In tests where we assumed a large $K_{\text{deep}} = 10^9 \text{ cm}^2 \text{ s}^{-1}$ in the troposphere but a drop in K_{zz} in the lower stratosphere, which tends to be stagnant in planetary atmospheres (see, for example, the shape of the Jupiter K_{zz} profile in Fig. 2), photochemistry becomes more important, and the column abundances of CO_2 and the C_2H_x species becomes similar to the first model.

Our photochemical model results can be compared with spectral and photometric observations of HR 8799 b. *Placeholder waiting for Travis to get back to me with spectra.* Quenching on a lower-gravity planet readily explains why the observed CH_4 absorption is so much less significant on HR 8799 b than on brown dwarfs of similar effective temperatures (see also Zahnle & Marley 2014; Barman et al. 2011a, 2015). Although K_{deep} can in theory be constrained by comparing disequilibrium models like these to observations, in practice the thermal structure of the planet is uncertain enough that firm constraints are not possible. We simply conclude that the deep-atmospheric mixing is strong ($K_{\text{deep}} > 10^7 \text{ cm}^2 \text{ s}^{-1}$) on HR 8799 b, consistent with that expected from convection on a planet with a strong internal heat source (e.g., Stone 1976).

The column abundances of key species in our full range of HR 8799 b models ranges are listed in Table 1. Water is the dominant infrared opacity source and is readily detected in HR 8799 b spectra. Methane and carbon monoxide have also been detected (e.g., Currie et al. 2011; Barman et al. 2011a, 2015). Tentative detections of NH_3 and/or C_2H_2 , and CO_2 or HCN have been reported by Oppenheimer et al. (2013) in 1.0–1.8 μm spectra of the planet. Many of these tentative detections are inconsistent with our HR 8799 b models. For example, C_2H_2 in our photochemical models never becomes abundant enough to be detectable on HR 8799 b for any of the infrared bands, including the relatively strong ones near 13.7 and $\sim 3 \mu\text{m}$. Carbon dioxide in the model is not abundant enough to be detectable in the 1–1.8 μm range, where the bands are weak, but it should be detectable in the stronger bands between 4–4.5 μm and near 15 μm ; CO_2 may be detectable in the ~ 2.7 –2.8 μm range if the photosphere extends down to ~ 1 bar, but that may be problematic given that clouds are inferred to be present. Hydrogen cyanide is potentially detectable in bands near 2.5, ~ 3 , and 6.8–7.4 μm if the photosphere extends deep, with a more likely stratospheric detection in the 14- μm band; however, HCN is not predicted to be abundant enough to be detectable in the 1–1.8 μm region observed by Oppenheimer et al. (2013). Similarly, if the photosphere extends below ~ 1 bar, NH_3 may be detectable near $\sim 1.5 \mu\text{m}$, $\sim 2 \mu\text{m}$, $\sim 3 \mu\text{m}$, and $\sim 6.15 \mu\text{m}$, but has the best chance of being detected in the stratosphere in the stronger bands in the 9–11 μm region. Methane should be detectable in the ~ 1.6 and 2.3 μm bands if the

obscuring clouds are confined to altitudes below ~ 100 mbar (and in fact CH_4 has been detected in the $2.3 \mu\text{m}$ band, Barman et al. 2011a, 2015), with an even better chance of being detected in the stronger $3.3 \mu\text{m}$ band (see Currie et al. 2011) and the $7.7 \mu\text{m}$ band. The CO band in the $4.5\text{--}4.9 \mu\text{m}$ region should produce significant absorption in HR 8799 b spectra, and the band near $2.3\text{--}2.4 \mu\text{m}$ should also be observable (see Barman et al. 2015) and may help constrain cloud heights/thicknesses; however, moderate-resolution spectra are required, as some of the lines in this band overlap with H_2O and CH_4 lines, complicating identification (Barman et al. 2015).

3.4. HR 8799 c

HR 8799 c is closer to the star (~ 43 AU, Maire et al. 2015) than HR 8799 b and seems to be slightly hotter and more massive (e.g., Marois et al. 2008). Models favor a cloudy or partial-cloudy atmosphere with $T_{\text{eff}} = 900\text{--}1200$ K and $\log(g) = 3.5\text{--}4.5$ cgs (Marois et al. 2008; Janson et al. 2010; Currie et al. 2011, 2014; Galicher et al. 2011; Madhusudhan et al. 2011; Marley et al. 2012; Konopacky et al. 2013; Ingraham et al. 2014; Skemer et al. 2014; Barman et al. 2015; Rajan et al. 2015; Bonfey et al. 2016). For our photochemical modeling, we adopt the Konopacky et al. (2013) favored planetary parameters for HR 8799 c, with $T_{\text{eff}} = 1100 \pm 100$ K, $\log(g) = 3.5\text{--}4.0$, and $\text{C}/\text{O} = 0.65$. Although our HR 8799 c model has a slightly higher T_{eff} than our HR 8799 b models, the surface gravity is also larger, which conspires to give HR 8799 c a similar or even colder thermal structure at any particular pressure than HR 8799 b. Methane was not detected in HR 8799 c (e.g., Konopacky et al. 2013; Barman et al. 2015), and to keep the quenched CH_4 abundance smaller than that of HR 8799 b, we need a K_{deep} that is larger than that of HR 8799 b.

Figure 12 shows the results from an HR 8799 c model with a temperature profile from Barman et al. (2015) and an eddy diffusion coefficient profile with $K_{\text{deep}} = 10^{10} \text{ cm}^2 \text{ s}^{-1}$, transitioning to more sluggish mixing in the radiative region ($K_{\text{zz}} = 4 \times 10^7 \text{ cm}^2 \text{ s}^{-1}$) in the radiative region, for consistency with the first HR 8799 b model described above. As with HR 8799 b, photochemistry occurs on HR 8799 c but is not particularly prolific or interesting. Quenching is more important in controlling the decidedly non-equilibrium composition. Because of the larger K_{deep} , the quenched CH_4 mixing ratio in this HR 8799 c model is smaller than that in the HR 8799 b models and remains consistent with the upper limit of $f_{\text{ch}_4} = 1 \times 10^{-5}$ for HR 8799 c derived by Konopacky et al. (2013). The larger K_{deep} also leads to greater quenched mixing ratios of NH_3 and HCN, and greater peak abundances of some more complex nitriles like CH_3CN and HC_3N , but the lower overall stratospheric CH_4 abundance limits the photochemical production of HCN in the HR 8799 c model; i.e., the HCN abundance does not exceed the low CH_4 abundance in the upper atmosphere. Water photolysis leads to a greater production rate of OH and O in this HR 8799 c model than on HR 8799 b, due to the smaller orbital distance, and therefore leads to a greater column abundance of minor oxygen-bearing species like O_2 and H_2CO (which are not abundant enough to appear on Fig. 12). The CO_2 abundance, however, is more sensitive to metallicity, and this HR

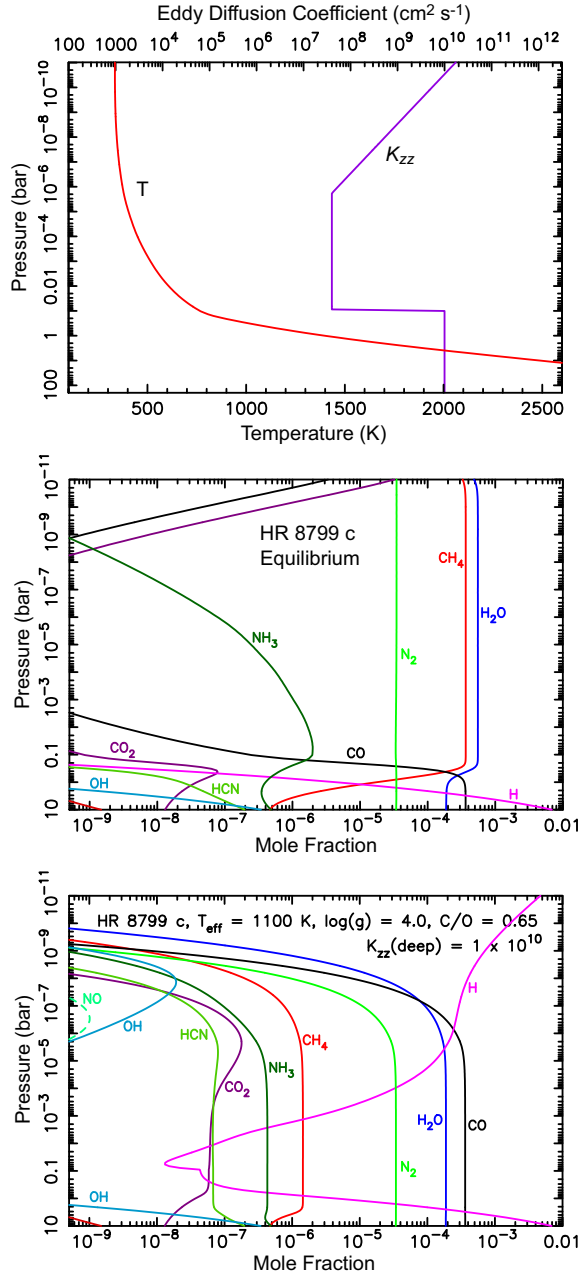


FIG. 12.— Chemical model for HR 8799 c assuming $T_{\text{eff}} = 1100$ K, $\log(g) = 4.0$ cgs, $\text{C}/\text{O} = 0.65$, and subsolar metallicity; (Top) The temperature profile (red curve, bottom axis) from Barman et al. (2015) assuming the above bulk constraints, and the eddy diffusion coefficient profile (purple curve, top axis) adopted in the photochemical model; (Middle) the predicted thermochemical equilibrium mixing-ratio profiles for the major oxygen, carbon, and nitrogen species, as labeled, for the assumed pressure-temperature profile; (Bottom) mixing-ratio profiles predicted from our thermo/photochemical kinetics and transport model for the above thermal structure, K_{zz} profile, and assumed bulk elemental composition. A color version of this figure is available in the online journal.

8799 c model has a lower metallicity than the first HR 8799 b model described above, and thus a smaller column abundance of CO_2 than the first model but a similar column abundance as our second HR 8799 b model. The peak C_2H_x hydrocarbon abundances in the HR 8799 c model are intermediate between those of the two HR 8799 b models described above, due to a combination of

offsetting factors such as a higher UV flux, a lower CH₄ mixing ratio, and a favorable stratospheric K_{zz} profile.

The similar temperature structure and other properties of HR 8799 b and c lead to similar general atmospheric compositions. Because of disequilibrium quenching, the CO abundance is expected to be much greater than that of CH₄ on both planets, and if quenching occurs deep enough, the quenched CO abundance can even exceed that of H₂O. As on close-in transiting hot Jupiters, the dominant disequilibrium species on HR 8799 b and c (other than quenched CO) are CO₂ and HCN. The HCN column abundance in this HR 8799 c model is 1.7×10^{18} cm⁻² above 1 bar, which might be abundant enough to be detectable at ~ 3 μ m if the clouds allow the 1-bar region to be accessible. HCN in general, along with CH₄, is a good probe of K_{deep} . Carbon dioxide, on the other hand, is a good probe of metallicity. The CO₂ column abundance in this HR 8799 c model is 1.3×10^{18} cm⁻², which should allow CO₂ to be detectable near 4.2–4.3 μ m and at 15 μ m. If CO₂ is detected, greater abundances could indicate a greater atmospheric metallicity.

3.5. 51 Eri b

51 Eridani b, a ~ 20 -Myr-old exoplanet that is cooler and closer to its star than HR 8799 b and c, was recently discovered with the Gemini Planet Imager (GPI; Macintosh et al. 2015). As with several other cool young Jupiters, the near-infrared flux and emission spectrum of 51 Eri b is difficult to reproduce theoretically without invoking cloudy or partial-cloud-covered atmospheres (Macintosh et al. 2015). The spectra show evidence for strong methane and water absorption (Macintosh et al. 2015); however, CH₄ is underabundant in comparison with chemical equilibrium, indicating that quenching is occurring and thus CO should also be abundant. Model-data comparisons favor $T_{eff} = 700^{+50}_{-100}$ K, but the surface gravity is not well constrained (Macintosh et al. 2015). Because the planet is colder, contains more quenched CH₄, and receives a strong UV flux at its ~ 14 -AU orbital distance (De Rosa et al. 2015) than HR 8799b and c, photochemistry is expected to be more important on 51 Eri b, and indeed the recent independent photochemical modeling of Zahnle et al. (2016) demonstrates that this is the case.

Figure 13 shows the results for a 51 Eri b model with $T_{eff} = 700$ K, $\log(g) = 3.5$ cgs, $K_{deep} = 2 \times 10^6$ cm² s⁻¹, and a solar metallicity, with a thermal structure derived from the radiative-convective equilibrium model described in Marley et al. (2012). We added an arbitrary 1000-K thermosphere to the top of this model, in an analogy with Jupiter, but we found that the presence or absence of such a thermosphere has little effect on the results. Note that this particular K_{deep} value was selected because it produces a quenched CH₄ abundance consistent with the absorption depths seen the Macintosh et al. (2015) spectra. Because the stratospheric temperature drops below 250 K, water recycling is relatively inefficient (see discussion in section 3.1 and in Zahnle et al. 2016), and as the H₂O becomes depleted due to photolysis, the production of CO₂ through CO + OH \rightarrow CO₂ + H proceeds prolifically. Carbon dioxide then becomes a major constituent on 51 Eri b at column abundances much greater than on HR 8799 b or c. The inefficiency of

water recycling also leads to greater abundances of other oxidized products such as O₂, NO, H₂CO, CH₃OH, and HNCO. The high UV flux, large quenched CH₄ abundance, and cold stratosphere also allow greater production of complex hydrocarbons than in the HR 8799 b,c models, but again, none of the species in our models become abundant enough to condense. The predicted NH₃ abundance is significantly smaller than expected from chemical equilibrium due to the N₂-NH₃ quenching, and since N₂ is more stable chemically, the photochemical production of nitrogen species is limited by this relatively low NH₃ abundance. HCN is the dominant product of the couple carbon-nitrogen photochemistry, but with the low derived K_{deep} for this model, quenching is less important in controlling the final HCN abundance than photochemistry. The column abundances of several species from this model are provided in Table 2.

Although the disequilibrium composition of warmer young Jupiters like HR 8799b,c resembles that of close-in hot Jupiters, cooler young Jupiters like 51 Eri b are in a unique regime of their own. Both photochemistry and quenching sculpt the composition, and the cooler stratospheric temperatures allow a variety of photochemical products to thrive. Carbon dioxide becomes one of the dominant atmospheric constituents, in a process that is unique to cooler young Jupiters and brown dwarfs. For stratospheres warmer than ~ 250 K, the OH released from H₂O photolysis can still efficiently react with H₂ to recycle the water, but this reaction becomes strangled at low temperatures. A large percentage of the upper-stratospheric oxygen then is removed from CO and H₂O and ends up in CO₂. This process does not occur on hot Jupiters because the temperatures are too high and the water and CO are efficiently recycled, and it does not occur on solar-system giant planets because overall stratospheric oxygen abundances are too low as a result of water condensation in the troposphere and small external oxygen influx rates due to interplanetary dust, cometary impacts, and satellite and ring debris (e.g., Moses et al. 2004).

Based on the column abundances predicted in this model (Table 2, CO₂ should be readily observable on 51 Eri b in the 4.2–4.3 μ m and ~ 15 μ m regions, and perhaps even near 2.7–2.8 μ m. Carbon monoxide should also be observable at 2.3–2.4 μ m (given sufficient spectral resolution) and at 4.5–4.9 μ m. Ammonia absorption is potentially detectable in bands near ~ 1.5 , 2, 3, and 6.15 μ m if the lines can be disentangled from other absorbers and if the photosphere extends deep enough (i.e., is not obscured by high clouds), and NH₃ should be more readily detectable in the 9–11 μ m region. Figure 14 demonstrates that photochemical models with relatively large quenched methane abundances can reproduce the GPI spectra.

4. DISCUSSION

4.1. Implications of disequilibrium CO₂

Our photochemical models for generic directly imaged planets and the specific young Jupiters HR 8799 b,c and 51 Eri b indicate that CO₂ is a major disequilibrium product on young Jupiters that is affected by both quenching and photochemistry. The CO₂ abundance can increase significantly when stratospheric temperatures

TABLE 2
COLUMN ABUNDANCES FOR 51 ERI B MODELS

Species	Column abundance above 10 mbar (cm^{-2})	Column abundance above 100 mbar (cm^{-2})	Column abundance above 1 bar (cm^{-2})
CH ₄	6.8×10^{19}	6.8×10^{20}	6.8×10^{21}
C ₂ H ₂	4.8×10^{14}	4.8×10^{14}	4.8×10^{14}
C ₂ H ₆	1.6×10^{15}	3.6×10^{15}	1.2×10^{16}
C ₃ H ₄	1.5×10^{14}	1.5×10^{14}	1.5×10^{14}
C ₆ H ₆	3.7×10^{14}	7.9×10^{14}	1.4×10^{15}
O ₂	8.2×10^{14}	8.2×10^{14}	8.2×10^{14}
H ₂ O	3.4×10^{20}	3.4×10^{21}	3.4×10^{22}
CO	3.0×10^{20}	3.1×10^{21}	3.1×10^{22}
CO ₂	6.9×10^{18}	1.8×10^{19}	5.0×10^{19}
H ₂ CO	2.4×10^{13}	1.8×10^{14}	7.4×10^{15}
CH ₃ OH	6.8×10^{13}	8.7×10^{14}	2.4×10^{15}
NH ₂	7.5×10^{14}	7.5×10^{14}	7.6×10^{14}
NH ₃	1.2×10^{18}	1.3×10^{19}	1.4×10^{20}
HCN	3.6×10^{16}	6.5×10^{16}	2.0×10^{17}
HC ₃ N	3.6×10^{14}	4.9×10^{14}	4.9×10^{14}
NO	5.1×10^{13}	5.1×10^{13}	5.1×10^{13}

drop below ~ 250 K, when metallicities are larger than solar, and when the eddy diffusion coefficients in the troposphere and lower stratosphere are relatively small (e.g., $K_{zz} < 10^7 \text{ cm}^2 \text{ s}^{-1}$). The CO₂ produced by disequilibrium processes is likely to affect the planet’s emission spectrum, especially in the 4.2–4.3 μm region. Detection could help constrain the planet’s atmospheric metallicity, especially if K_{zz} at the quench point has already been constrained from the observed relative abundance of CH₄ and CO.

Quenching (and potentially photochemistry, depending on local UV sources) will affect the CO₂ abundance on brown dwarfs, as well. Brown dwarfs with lower T_{eff} and colder stratospheres are expected to have more CO₂ simply as a result of quenching, and the CO₂ abundance can further be enhanced by photochemistry, if there is a UV background sufficient to cause H₂O photolysis, or perhaps by galactic cosmic rays if that resulting chemistry can lead to a similar destruction pathway for H₂O, and a corresponding CO₂ production in a when OH + H₂ → H₂O + H is relatively inefficient in a cooler atmosphere. If so, then disequilibrium chemistry may explain the trends seen in the AKARI data of Yamamura et al. (2010), who find that the CO₂ absorption band at ~ 4.2 – $4.3 \mu\text{m}$ is enhanced tremendously in cooler late L and T dwarfs.

4.2. Implications of disequilibrium HCN

Hydrogen cyanide is the second most important product of disequilibrium chemistry on young Jupiters. The HCN abundance is increased when the tropospheric K_{deep} is large and the lower stratospheric K_{zz} is small (i.e., a stagnant lower stratosphere overlying a convective troposphere). The strong HCN band near 3 μm may be detectable on young Jupiters if high clouds do not fully obscure the upper troposphere, although a relatively high spectral resolution may be needed to disentangle the HCN lines from other absorbers such as CH₄. A source of atomic H from H₂S and PH₃ at depth (not included in this model) could lead to increased HCN abundances by attacking CH₄ and NH₃ to produce CH₃ and

NH₂, augmenting coupled carbon-nitrogen photochemistry through CH₃N₂ pathways such as scheme (6) above and others described more fully in Moses et al. (2010) and Moses et al. (2011).

4.3. Implications for hazes

Our neutral carbon, oxygen, and nitrogen photochemistry described here does not lead to the production of organic hazes on young Jupiters. Some complex organics are produced in the models, but the abundances are not large enough in these generally warm stratospheres to lead to supersaturations. Note that the complex organics in our directly imaged planet models are less abundant than on Jupiter and Saturn, and yet the stratospheric hazes on our solar-system giant planets are not optically thick when the refractory organics such as C₄H₂, C₄H₁₀ and C₆H₆ become supersaturated and condense (e.g. Moses et al. 2004; West et al. 2004). Therefore, optically thick hydrocarbon hazes on young Jupiters might not be expected. However, ion chemistry in the auroral regions of Jupiter and Saturn seems to be more effective at producing polycyclic aromatic hydrocarbons (PAHs) and other complex hydrocarbons that then condense in the high-latitude stratosphere to form thicker “polar hoods” of aerosols (e.g., Pryor & Hord 1991; Wong et al. 2000, 2003; Friedson et al. 2002). Ion chemistry on young Jupiters may therefore enhance the production of complex hydrocarbons and eventual hazes, but optically thick haze formation even in the presence of ionization, as from solar ionization at low-to-mid latitudes on Jupiter, is not guaranteed. Several Titan laboratory simulations demonstrate that PAH formation is favored when molecular nitrogen is present and is ionized (e.g., Imanaka & Smith 2007). Whether this rich Titan-like ion chemistry can still occur in warmer H₂-dominated situations when O and OH are present to potentially short-circuit the process by oxidizing the carbon and sending it preferentially to CO and CO₂ remains to be seen. Laboratory investigations similar to those of Imanaka & Smith (2009), Sciamma-O’Brien et al. (2010), Peng et al. (2013), and Hörst & Tolbert (2014) but that are specifically designed for stratospheric conditions on young Jupiters would fur-

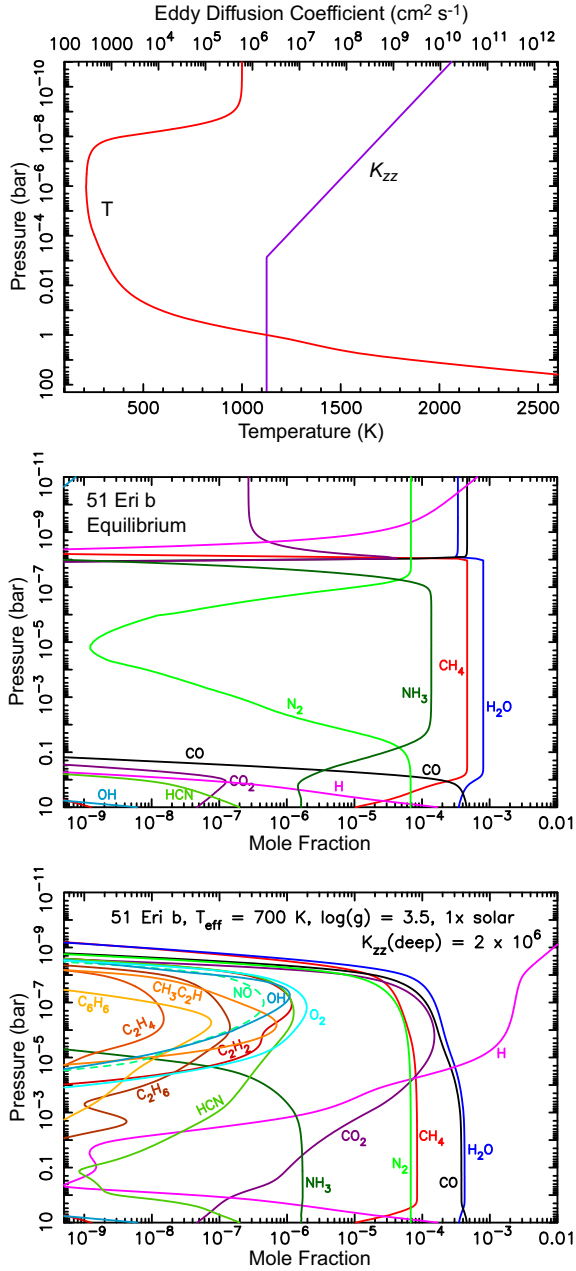


FIG. 13.— Chemical model for 51 Eri b assuming $T_{\text{eff}} = 700$ K, $\log(g) = 3.5$ cgs, and solar metallicity: (Top) The temperature profile (red curve, bottom axis) from the radiative-convective equilibrium model of Marley et al. (2012) assuming the above bulk constraints, and the eddy diffusion coefficient profile (purple curve, top axis) adopted in the photochemical model; (Middle) the predicted thermochemical equilibrium mixing-ratio profiles for the major oxygen, carbon, and nitrogen species, as labeled, for the assumed pressure-temperature profile; (Bottom) mixing-ratio profiles predicted from our thermo/photochemical kinetics and transport model for the above thermal structure, K_{zz} profile, and assumed bulk elemental composition. A color version of this figure is available in the online journal.

ther our understanding of the likelihood of organic photochemical hazes.

Other possibilities for clouds and hazes on young Jupiters include the standard equilibrium cloud sequence (e.g., Morley et al. 2012; Marley et al. 2013), for which magnesium-silicate clouds might affect spectra if they are vertically thick, and for which Na_2S clouds are likely to

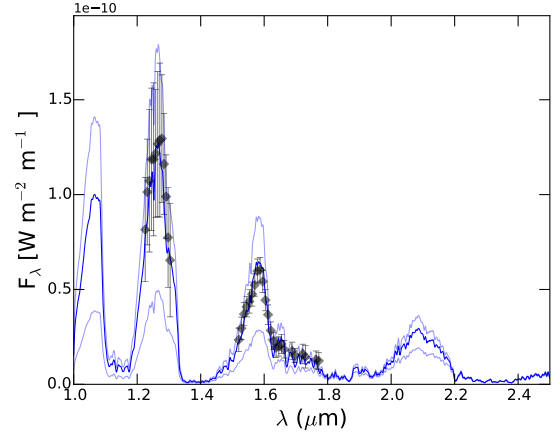


FIG. 14.— Synthetic spectrum from a photochemical model for 51 Eri b (thicker blue curves) that assumes $T_{\text{eff}} = 700$ K, $\log(g) = 3.5$ cgs, a solar metallicity, and $K_{\text{deep}} = 10^6$ $\text{cm}^2 \text{s}^{-1}$ in comparison with the GPI observations of Macintosh et al. (2015) (black data points). As indicated by Macintosh et al. (2015), we also find that we need to invoke partial cloud cover in order to reproduce the observed spectrum. For this particular analysis, the cloud base is assumed to be at 0.7 bar *and other details needed from Mike*. The lighter blue curves that bracket the darker blue synthetic spectrum illustrate the flux from the cloud-free (upper curve) and uniform cloud (bottom curve) models. A color version of this figure is available in the online journal.

reside within the photospheres of many young Jupiters (see Fig. 1). Zahnle et al. (2016) identify elemental sulfur as another intriguing possible photochemical haze that is particularly likely when the stratosphere is relatively cold and well irradiated. Hydrogen sulfide is chemically fragile, and although the kinetics of sulfur species is not well determined for relevant atmospheric conditions, the formation of S_8 molecules as described by Zahnle et al. (2016) seems a likely possibility. Phosphine (PH_3) is also a chemically fragile molecule, and the phosphorus may end up in elemental phosphorus or other relatively refractory photochemical species that could eventually form hazes. The identity of the clouds that seem to affect the spectra of young Jupiters is therefore unclear, but there are many candidate materials, including photochemical hazes.

5. CONCLUSIONS

Our modeling of directly imaged exoplanets indicates that the atmospheric composition of these young Jupiters is expected to be far from chemical equilibrium. Transport-induced quenching is the dominant process driving the composition away from equilibrium, but photochemistry can also play a significant role, especially on cooler planets that receive strong ultraviolet irradiation from their host stars. Quenching will cause CO , and not CH_4 , to be the dominant carbon constituent on most lower-gravity young Jupiters with $T_{\text{eff}} \geq 600$ K, for all reasonable estimates of the strength of deep-atmospheric convection. This conclusion is inevitable. It should therefore be no surprise that spectra of even relatively cool young Jupiters continually show evidence for weaker-than-expected CH_4 absorption when equilibrium abundances are used to model that absorption (cf. Bowler et al. 2010; Hinz et al. 2010; Janson et al. 2010, 2013; Barman et al. 2011a,b, 2015; Galicher et al. 2011; Marley et al. 2012; Skemer et al. 2012, 2014; Ingraham

et al. 2014; Currie et al. 2014). The first line of attack for interpreting young-Jupiter spectra should therefore be models that include quenching.

Rapid transport in the deep atmosphere also leads to quenching of H_2O at the same point as the quenching of CO and CH_4 . This effect does not appear to be as widely realized as the CH_4 – CO quenching phenomenon, but it is important, as the quenching can occur in a region where the equilibrium H_2O mixing ratio is increasing with altitude, with quenching then causing a lower-than-expected H_2O abundance on low-gravity young Jupiters. In this situation, the oxygen is preferentially tied up in quenched CO rather than H_2O , and the water mixing ratio can be a factor of a few lower than equilibrium predictions. Water is the dominant infrared opacity source on young Jupiters, and the fact that quenching can alter the expected abundance can in turn affect the predicted thermal structure, cooling history, spectral energy distribution, and inferred C/O ratio of these planets. Models that consider the thermal evolution of giant planets or that predict the current thermal structure of young Jupiters should take the quenching of H_2O into account.

Quenching will also affect the relative abundances of NH_3 and N_2 , favoring N_2 rather than NH_3 at the quench point. Although NH_3 is not expected to be the dominant nitrogen-bearing constituent, the quenched ammonia abundance may still be observable on young Jupiters if the photosphere extends into the upper troposphere and is not obscured by clouds. The quenched NH_3 mixing ratio increases as T_{eff} decreases.

Other potentially observable constituents that are expected to be negligible in equilibrium models but that are affected by disequilibrium chemical processes include CO_2 and HCN . These molecules are affected by both quenching and photochemistry. The quenching process leads to increases in the HCN abundance when deep atmospheric mixing is strong, while increases in CO_2 are favored when deep atmospheric mixing is weak. Photochemical production of both HCN and CO_2 is more important for weak lower-stratospheric mixing and strong UV irradiation. Effective temperatures of 900–1400 K favor larger HCN column abundances, whereas the CO_2 column abundance increases significantly for lower T_{eff} , and specifically for low stratospheric temperatures $T \lesssim 250$ K. When stratospheric temperatures are low, the reaction $\text{OH} + \text{H}_2 \rightarrow \text{H}_2\text{O} + \text{H}$ becomes ineffective, and $\text{OH} + \text{CO} \rightarrow \text{CO}_2 + \text{H}$ can compete (see also Zahnle et al. 2016), depleting the upper stratospheric H_2O and CO , and significantly increasing the column abundance of photochemically produced CO_2 . On cooler planets like 51 Eri b, the CO_2 peak mixing ratio can even exceed that of CH_4 and rivals that of CO and H_2O in the upper stratosphere. Carbon dioxide is likely to be observable on all young Jupiters with moderate-to-low atmospheric mixing, but will be especially important on cooler planets. Hydrogen cyanide is less likely to be observable on young Jupiters, but it may be detectable in the $\sim 3 \mu\text{m}$ band given favorable atmospheric conditions (including the absence of high clouds) and sufficient spectral resolution to disentangle the lines from other nearby absorbers.

Complex hydrocarbons also form photochemically on young Jupiters, but the generally warm stratospheric temperatures and large H abundance make them less stable than on the giant planets in our solar system. Ox-

idation of the carbon to form CO and CO_2 also competes effectively, unlike on our own giant planets. It is unlikely that hydrocarbons produced from neutral photochemistry will be observable on young Jupiters. Note that the models presented here include only H-, C-, O-, and N-bearing species. Ion chemistry is not included, nor is the neutral photochemistry of other volatiles like sulfur and phosphorus. As shown by Zahnle et al. (2016), sulfur chemistry can alter some of the predictions regarding the abundances of C-, N-, and O- species. Although organic hazes do not form from the neutral chemistry considered here, ion chemistry may augment the production of refractory organics, as on Titan and in the auroral regions of Jupiter (e.g., Wong et al. 2000; Waite et al. 2007; Vuitton et al. 2007). Future laboratory and theoretical modeling should focus on this possibility. Laboratory studies that investigate the kinetics of C_3H_2 and C_3H_3 reactions with other hydrocarbon radicals and molecules would aid exoplanet photochemistry studies. Other possible photochemically produced hazes include elemental sulfur (Zahnle et al. 2016), elemental phosphorus or other refractory phosphorus species, and refractory products from coupled C_2H_2 – NH_3 chemistry (e.g., Ferris & Ishikawa 1988; Keane et al. 1996; Moses et al. 2010).

Detection and abundance determinations for key molecules like CH_4 , H_2O , CO , CO_2 , and NH_3 can help constrain planetary properties and potentially break other modeling degeneracies. The CH_4 and NH_3 mixing ratios are strong indicators of the strength of deep atmospheric mixing, K_{deep} , as well as the planet’s effective temperature, T_{eff} . Simultaneous measurements of the abundance of H_2O and CO can provide additional constraints on T_{eff} , surface gravity, and metallicity. The CO_2 abundance is very sensitive to metallicity (e.g., Lodders & Fegley 2002; Moses et al. 2013b), and can also become quite large for low T_{eff} , low stratospheric K_{zz} , and high UV irradiance.

The disequilibrium composition of warmer young Jupiters (i.e., $T_{\text{eff}} \gtrsim 900$ K), such as HR 8799 b and c, resembles that of close-in transiting giant planets. Transport-induced quenching is the dominant process driving the atmospheres out of equilibrium, and the stratospheres are too warm to allow many of the photochemical products to survive, other than molecules with strong bonds like C_2H_2 and HCN . However, cooler young Jupiters ($T_{\text{eff}} \lesssim 700$ K) like 51 Eri b can have a rich and interesting photochemistry that differs distinctly from that of either hot Jupiters or the cold giant planets in our solar system. The quenched abundances of photochemically active CH_4 and NH_3 tend to be greater for lower T_{eff} , and hydrocarbon photochemical products survive more readily when stratospheric temperatures are low. Oxidation of the carbon and nitrogen species can also proceed much more effectively when stratospheric temperatures are low (due to a reduction in efficiency of H_2O recycling), leading to oxidized products like NO , O_2 , and especially CO_2 . Carbon dioxide is likely to be a major absorber on cooler young Jupiters.

Cooler directly imaged giant planets that receive moderate-to-high UV flux from their host stars fall into a unique and interesting chemical regime that is controlled by both transport-induced quenching and an active, rich

photochemistry. This chemical regime has no representation in our own solar system because the terrestrial planets have very different atmospheric compositions and the colder giant planets have key oxygen and nitrogen species tied up in condensates at depth, so that coupled nitrogen-carbon, oxygen-carbon, and nitrogen-oxygen photochemistry is suppressed. The simultaneous presence of H₂O, CO, CH₄, N₂, and NH₃ on cooler young Jupiters leads to complex photochemical interactions with both oxidized and reduced products being stable, and small amounts of high-molecular-weight pre-biotic molecules being able to form and survive. With dedicated ground-based campaigns ramping up their search for directly imaged planets *please help with references here*, we look forward to

many future reports of the atmospheric composition of young Jupiters.

This material is based upon work supported by the National Aeronautics and Space Administration through (initially) Planetary Atmospheres Program grant number NNX11AD64G and (later) through NASA Exoplanet Research Program grant NNX15AN82G. We thank Kevin France for useful advice on constructing the stellar ultraviolet fluxes. Portions of the stellar spectra were compiled using data from the Mikulski Archive for Space Telescopes (MAST) at STScI and the X-exoplanet archive at the CAB.

REFERENCES

- Agúndez, M., Venot, O., Selsis, F., & Iro, N. 2014b, *ApJ*, 781, 68
- Allard, F., Hauschildt, P. H., Alexander, D. R., Tamanai, A., & Schweitzer, A. 2001, *ApJ*, 556, 357
- Allen, M., Yung, Y. L., & Waters, J. W. 1981, *J. Geophys. Res.*, 86, 3617
- Atkinson, D. B., & Hudgens, J. 1999, *J. Phys. Chem. A*, 103, 4242
- Atreya, S. K., Donahue, T. M., Nagy, A. F., Waite, Jr., J. H., & McConnell, J. C. 1984, in *Saturn*, ed. T. Gehrels & M. S. Matthews (University of Arizona Press, Tucson), 239–277
- Atreya, S. K., & Romani, P. N. 1985, in *Recent Advances in Planetary Meteorology*, ed. G. E. Hunt (Cambridge University Press, Cambridge), 17–68
- Bailey, J. 2014, *Pub. Astron. Soc. Australia*, 31, e043
- Barman, T. S., Konopacky, Q. M., Macintosh, B., & Marois, C. 2015, *ApJ*, 804, 61
- Barman, T. S., Macintosh, B., Konopacky, Q. M., & Marois, C. 2011a, *ApJ*, 733, 65
- . 2011b, *ApJ*, 735, L39
- Baudino, J.-L., Bézard, B., Boccaletti, A., et al. 2015, *A&A*, 582, A83
- Baulch, D. L., Bowman, C. T., Cobos, C. J., et al. 2005, *J. Phys. Chem. Ref. Data*, 34, 757
- Bonnefoy, M., Boccaletti, A., Lagrange, A.-M., et al. 2013, *A&A*, 555, A107
- Bonnefoy, M., Zurlo, A., Baudino, J. L., et al. 2016, *A&A*, 587, A58
- Bowler, B. P., Liu, M. C., Dupuy, T. J., & Cushing, M. C. 2010, *ApJ*, 723, 850
- Brasseur, G. P., Orlando, J. J., & Tyndall, G. S. 1999, *Atmospheric Chemistry and Global Change* (New York: Oxford)
- Burrows, A., Sudarsky, D., & Lunine, J. I. 2003, *ApJ*, 596, 587
- Castelli, F., & Kurucz, R. L. 2004, *ArXiv Astrophysics e-prints*, astro-ph/0405087
- Chauvin, G., Lagrange, A.-M., Dumas, C., et al. 2004, *A&A*, 425, L29
- Chilcote, J., Barman, T., Fitzgerald, M. P., et al. 2015, *ApJ*, 798, L3
- Crossfield, I. J. M. 2015, *PASP*, 127, 941
- Currie, T., Burrows, A., Itoh, Y., et al. 2011, *ApJ*, 729, 128
- Currie, T., Burrows, A., Girard, J. H., et al. 2014, *ApJ*, 795, 133
- De Rosa, R. J., Nielsen, E. L., Blunt, S. C., et al. 2015, *ApJ*, 814, L3
- Dean, A. M., Chou, M.-S., & Stern, D. 1984, *Int. J. Chem. Kinetics*, 16, 633
- Dobrijevic, M., Cavalié, T., Hébrard, E., et al. 2010, *Planet. Space Sci.*, 58, 1555
- Fahr, A., & Nayak, A. 2000, *Int. J. Chem. Kinet.*, 32, 118
- Fegley, Jr., B., & Lodders, K. 1994, *Icarus*, 110, 117
- Ferris, J. P., & Ishikawa, Y. 1988, *J. Am. Chem. Soc.*, 110, 4306
- Fortney, J. J., Marley, M. S., Saumon, D., & Lodders, K. 2008b, *ApJ*, 683, 1104
- Fouchet, T., Moses, J. I., & Conrath, B. J. 2009, in *Saturn from Cassini-Huygens*, ed. M. K. Dougherty, L. W. Esposito, & S. M. Krimigis (Springer), 83–112
- Freytag, B., Allard, F., Ludwig, H.-G., Homeier, D., & Steffen, M. 2010, *A&A*, 513, A19
- Friedson, A. J., Wong, A.-S., & Yung, Y. L. 2002, *Icarus*, 158, 389
- Galicher, R., Marois, C., Macintosh, B., Barman, T., & Konopacky, Q. 2011, *ApJ*, 739, L41
- Gordon, S., & McBride, B. J. 1994, *NASA Reference Publication*, 1311
- Grevesse, N., Asplund, M., & Sauval, A. 2007, *Space Science Reviews*, 130, 105
- Griffith, C. A., & Yelle, R. V. 1999, *ApJ*, 519, L85
- Hauschildt, P. H., Baron, E., & Allard, F. 1997, *ApJ*, 483, 390
- Heap, S. R., & Lindler, D. 2011, in *Astronomical Society of the Pacific Conference Series*, Vol. 448, 16th Cambridge Workshop on Cool Stars, Stellar Systems, and the Sun, ed. C. Johns-Krull, M. K. Browning, & A. A. West, 887
- Hébrard, E., Dobrijevic, M., Loison, J. C., et al. 2013, *Astron. Astrophys.*, 552, A132
- Heng, K., Lyons, J. R., & Tsai, S.-M. 2016, *ApJ*, 96, 96
- Hidaka, Y., Oki, Y., & Kawano, H. 1989, *J. Phys. Chem.*, 93, 7134
- Hinz, P. M., Rodigas, T. J., Kenworthy, M. A., et al. 2010, *ApJ*, 716, 417
- Hörst, S. M., & Tolbert, M. A. 2014, *ApJ*, 781, 53
- Hörst, S. M., Yelle, R. V., Buch, A., et al. 2012, *Astrobiology*, 12, 809
- Hubeny, I., & Burrows, A. 2007, *ApJ*, 669, 1248
- Imanaka, H., & Smith, M. A. 2007, *Geophys. Res. Lett.*, 34, L02204
- . 2009, *J. Phys. Chem. A*, 113, 11187
- Ingraham, P., Marley, M. S., Saumon, D., et al. 2014, *ApJ*, 794, L15
- Janson, M., Bergfors, C., Goto, M., Brandner, W., & Lafrenière, D. 2010, *ApJ*, 710, L35
- Janson, M., Brandt, T. D., Kuzuhara, M., et al. 2013, *ApJ*, 778, L4
- Jasper, A. W., Klippenstein, S. J., Harding, L. B., & Ruscic, B. 2007, *J. Phys. Chem. A*, 111, 3932
- Kalas, P., Graham, J. R., Chiang, E., et al. 2008, *Science*, 322, 1345
- Kaye, J. A., & Strobel, D. F. 1983, *Icarus*, 55, 399
- Keane, T. C., Yuan, F., & Ferris, J. P. 1996, *Icarus*, 122, 205
- Klippenstein, S. J., Harding, L. B., Ruscic, B., et al. 2009, *J. Phys. Chem. A*, 113, 10241
- Knyazev, V. D., & Slagle, I. R. 2001, *J. Phys. Chem. A*, 105, 3196
- Konnov, A. A., & De Ruyck, J. 2000, *Combust. Sci. and Tech.*, 152, 23
- Konopacky, Q. M., Barman, T. S., Macintosh, B. A., & Marois, C. 2013, *Science*, 339, 1398
- Landsman, W., & Simon, T. 1993, *ApJ*, 408, 305
- Lavvas, P., Koskinen, T., & Yelle, R. V. 2014, *ApJ*, 796, 15
- Lee, J.-M., Heng, K., & Irwin, P. G. J. 2013, *ApJ*, 778, 97
- Lendvay, G., Bérces, T., & Márta, F. 1997, *J. Phys. Chem. A*, 101, 1588
- Lewis, J. S., & Fegley, Jr., M. B. 1984, *Space Sci. Rev.*, 39, 163
- Liang, M.-C., Parkinson, C. D., Lee, A. Y.-T., Yung, Y. L., & Seager, S. 2003, *ApJ*, 596, L247
- Lindner, R. S. 1981, *J. Geophys. Res.*, 86, 9707
- Line, M. R., Vasisht, G., Chen, P., Angerhausen, D., & Yung, Y. L. 2011, *ApJ*, 738, 32

- Lodders, K. 2010, in *Formation and Evolution of Exoplanets*, ed. R. Barnes (Berlin: Wiley), 157–186
- Lodders, K., & Fegley, B. 2002, *Icarus*, 155, 393
- Macintosh, B., Graham, J. R., Barman, T., et al. 2015, *Science*, 350, 64
- Madhusudhan, N., Burrows, A., & Currie, T. 2011, *ApJ*, 737, 34
- Madhusudhan, N., Knutson, H., Fortney, J. J., & Barman, T. 2014, in *Protostars and Planets VI*, ed. H. Beuther, R. S. Klessen, C. P. Dullemond, & T. Henning (Tucson: University of Arizona Press), 739–762
- Maire, A.-L., Skemer, A. J., Hinz, P. M., et al. 2015, *A&A*, 576, A133
- Marley, M. S., Ackerman, A. S., Cuzzi, J. N., & Kitzmann, D. 2013, in *Comparative Climatology of Terrestrial Planets*, ed. S. J. Mackwell, A. A. Simon-Miller, J. W. Harder, & M. A. Bullock (Tucson: Univ. Arizona Press), 367–391
- Marley, M. S., Fortney, J., Seager, S., & Barman, T. 2007, in *Protostars and Planets V*, ed. B. Reipurth, D. Hewitt, & K. Keil (Tucson: Univ. Arizona Press), 733–747
- Marley, M. S., Gelino, C., Stephens, D., Lunine, J. I., & Freedman, R. 1999, *ApJ*, 513, 879
- Marley, M. S., Saumon, D., Cushing, M., et al. 2012, *ApJ*, 754, 135
- Marley, M. S., Seager, S., Saumon, D., et al. 2002, *ApJ*, 568, 335
- Marois, C., Macintosh, B., Barman, T., et al. 2008, *Science*, 322, 1348
- Marois, C., Zuckerman, B., Konopacky, Q. M., Macintosh, B., & Barman, T. 2010, *Nature*, 468, 1080
- McKay, C. P., Pollack, J. B., & Courtin, R. 1989, *Icarus*, 80, 23
- Miguel, Y., Kaltenecker, L., Linsky, J. L., & Rugheimer, S. 2015, *MNRAS*, 446, 345
- Millar, T. J., Bennett, A., Rawlings, J. M. C., Brown, P. D., & Charnley, S. B. 1991, *Astronomy and Astrophysics Supplement Series*, 87, 585
- Miller-Ricci Kempton, E., Zahnle, K., & Fortney, J. J. 2012, *ApJ*, 745, 3
- Morley, C. V., Fortney, J. J., Kempton, E. M.-R., et al. 2013, *ApJ*, 775, 33
- Morley, C. V., Fortney, J. J., Marley, M. S., et al. 2012, *ApJ*, 756, 172
- Morzinski, K. M., Males, J. R., Skemer, A. J., et al. 2015, *ApJ*, 815, 108
- Moses, J. I. 2014, *Phil. Trans. R. Soc. A*, 372, 20130073
- Moses, J. I., Armstrong, E. S., Fletcher, L. N., et al. 2015, *Icarus*, 261, 149
- Moses, J. I., Bézard, B., Lellouch, E., et al. 2000, *Icarus*, 143, 244
- Moses, J. I., Fouchet, T., Bézard, B., et al. 2005, *J. Geophys. Res.*, 110, E08001
- Moses, J. I., Madhusudhan, N., Visscher, C., & Freedman, R. S. 2013a, *ApJ*, 763, 25
- Moses, J. I., Rages, K., & Pollack, J. B. 1995, *Icarus*, 113, 232
- Moses, J. I., Visscher, C., Keane, T. C., & Sperier, A. 2010, *Faraday Discussions*, 147, 103
- Moses, J. I., Fouchet, T., Yelle, R. V., et al. 2004, in *Jupiter. The Planet, Satellites and Magnetosphere*, ed. F. Bagenal, T. E. Dowling, & W. B. McKinnon (Cambridge: Cambridge Univ. Press), 129–157
- Moses, J. I., Visscher, C., Fortney, J. J., et al. 2011, *ApJ*, 737, 15
- Moses, J. I., Line, M. R., Visscher, C., et al. 2013b, *ApJ*, 777, 34
- Nagy, A. F., Kliore, A. J., Mendillo, M., et al. 2009, in *Saturn from Cassini-Huygens*, ed. M. K. Dougherty, L. W. Esposito, & S. M. Krimigis (Dordrecht: Springer), 181–201
- Norton, T. S., & Dryer, F. L. 1990, *Int. J. Chem. Kinet.*, 22, 219
- Öberg, K. I., Murray-Clay, R., & Bergin, E. A. 2011, *ApJ*, 743, L16
- Oppenheimer, B. R., Baranec, C., Beichman, C., et al. 2013, *ApJ*, 768, 24
- Orton, G. S., Moses, J. I., Fletcher, L. N., et al. 2014, *Icarus*, 243, 471
- Parmentier, V., Showman, A. P., & Lian, Y. 2013, *A&A*, 558, A91
- Patience, J., King, R. R., de Rosa, R. J., & Marois, C. 2010, *A&A*, 517, A76
- Peng, Z., Gautier, T., Carrasco, N., et al. 2013, *J. Geophys. Res.*, 118, 778
- Prinn, R. G., & Barshay, S. S. 1977, *Science*, 198, 1031
- Pryor, W. R., & Hord, C. W. 1991, *Icarus*, 91, 161
- Rajan, A., Barman, T., Soummer, R., et al. 2015, *ApJ*, 809, L33
- Rimmer, P. B., & Helling, C. 2016, *ApJS*, submitted, arXiv:1510.07052
- Rimmer, P. B., Helling, C., & Bilger, C. 2014, *Int. J. Astrobiology*, 13, 173
- Romani, P. N., Bishop, J., Bezaud, B., & Atreya, S. 1993, *Icarus*, 106, 442
- Sanz-Forcada, J., Micela, G., Ribas, I., et al. 2011, *A&A*, 532, A6
- Saumon, D., & Marley, M. S. 2008, *ApJ*, 689, 1327
- Sciamma-O’Brien, E., Carrasco, N., Szopa, C., Buch, A., & Cernogora, G. 2010, *Icarus*, 209, 704
- Sims, I. R., Queffelec, J.-L., Travers, D., et al. 1993, *Chemical Physics Letters*, 211, 461
- Skemer, A. J., Hinz, P. M., Esposito, S., et al. 2012, *ApJ*, 753, 14
- Skemer, A. J., Marley, M. S., Hinz, P. M., et al. 2014, *ApJ*, 792, 17
- Smith, M. D. 1998, *Icarus*, 132, 176
- Snellen, I. A. G., Brandl, B. R., de Kok, R. J., et al. 2014, *Nature*, 509, 63
- Spiegel, D. S., & Burrows, A. 2012, *ApJ*, 745, 174
- Stone, P. H. 1976, in *Jupiter*, ed. T. Gehrels (Tucson: Univ. Arizona Press), 586–618
- Strobel, D. F. 1981, *J. Geophys. Res.*, 86, 9806
- , 1983, *International Reviews in Physical Chemistry*, 3, 145
- Summers, M. E., & Strobel, D. F. 1989, *ApJ*, 346, 495
- Venot, O., Hébrard, E., Agúndez, M., et al. 2012, *A&A*, 546, A43
- Venot, O., Fray, N., Bénilan, Y., et al. 2013, *A&A*, 551, A131
- Visscher, C., & Moses, J. I. 2011, *ApJ*, 738, 72
- Visscher, C., Moses, J. I., & Saslow, S. A. 2010b, *Icarus*, 209, 602
- Vuitton, V., Yelle, R. V., & McEwan, M. J. 2007, *Icarus*, 191, 722
- Waite, J. H., Young, D. T., Cravens, T. E., et al. 2007, *Science*, 316, 870
- Wang, D., Gierasch, P. J., Lunine, J. I., & Mousis, O. 2015, *Icarus*, 250, 154
- West, R. A., Baines, K. H., Friedson, A. J., et al. 2004, in *Jupiter. The Planet, Satellites and Magnetosphere*, ed. F. Bagenal, T. E. Dowling, & W. B. McKinnon (Cambridge: Cambridge Univ. Press), 79–104
- Wong, A.-S., Lee, A. Y. T., Yung, Y. L., & Ajello, J. M. 2000, *Astrophys. J. Lett.*, 534, L215
- Wong, A.-S., Yung, Y. L., & Friedson, A. J. 2003, *Geophys. Res. Lett.*, 30, 1447
- Woods, T. N., & Rottman, G. J. 2002, in *Atmospheres in the Solar System: Comparative Aeronomy*, ed. M. Mendillo, A. Nagy, & J. H. Waite, *Geophysical Monograph* 130 (Washington, DC: American Geophysical Union), 221–233
- Yamamura, I., Tsuji, T., & Tanabé, T. 2010, *ApJ*, 722, 682
- Yelle, R. V., & Miller, S. 2004, in *Jupiter. The Planet, Satellites and Magnetosphere*, ed. F. Bagenal, T. E. Dowling, & W. B. McKinnon (Cambridge: Cambridge Univ. Press), 185–218
- Yung, Y. L., Allen, M., & Pinto, J. P. 1984, *ApJS*, 55, 465
- Yung, Y. L., & DeMore, W. B. 1999, *Photochemistry of Planetary Atmospheres* (Oxford University Press)
- Zahnle, K., Marley, M. S., & Fortney, J. J. 2009, *ArXiv e-prints*, arXiv:0911.0728
- Zahnle, K., Marley, M. S., Morley, C. V., & Moses, J. I. 2016, *ApJ*, xxx, submitted
- Zahnle, K. J., & Marley, M. S. 2014, *ApJ*, 797, 41