

On the Dynamics of Turbulent Transport Near Marginal Stability

P.H. Diamond⁺
Department of Physics
University of California, San Diego
9500 Gilman Drive
La Jolla, CA 92093-0319

T.S. Hahm
Princeton Plasma Physics Laboratory
Princeton University
P.O. Box 451
Princeton, NJ 08543

ABSTRACT

A general methodology for describing the dynamics of transport near marginal stability is formulated. Marginal stability is a special case of the more general phenomenon of self-organized criticality. Simple, one field models of the dynamics of tokamak plasma self-organized criticality have been constructed, and include relevant features such as sheared mean flow and transport bifurcations. In such models, slow mode (i.e. large scale, low frequency transport events) correlation times determine the behavior of transport dynamics near marginal stability. To illustrate this, impulse response scaling exponents (z) and turbulent diffusivities (D) have been calculated for the minimal (Burgers) and sheared flow models. For the minimal model, $z = 1$ (indicating ballistic propagation) and $D \sim (S_0^2)^{1/3}$, where S_0^2 is the noise strength. With an identically structured noise spectrum and flow with shearing rate exceeding the ambient decorrelation rate for the largest scale transport events, diffusion is recovered with $z = 2$ and $D \sim (S_0^2)^{3/5}$. This indicates a qualitative change in the dynamics, as well as a reduction in losses. These results are consistent with recent findings from ρ_* scaling scans. Several tokamak transport experiments are suggested.

⁺Also: General Atomics, San Diego, CA

MASTER

I.) Motivation and Introduction

The concept of marginal stability^[1] is an oft-used paradigm in tokamak confinement physics. The marginal stability hypothesis is simply the notion that when a local gradient exceeds the critical value set by a stability criterion, the fluctuation-driven flux increases rapidly and thus drives the gradient back to marginality. As a consequence, energy content (and thus confinement time) is determined by the marginal stability criterion alone, and is not sensitive to the detailed nonlinear evolution of the instability process. Possible applications of the marginal stability construct include:

- i.) the instance of transport near the β -limit, where marginally stable MHD modes (i.e. ballooning modes) and microturbulence jointly regulate confinement. This scenario has been invoked to explain general *L*-mode confinement scaling, as well,^[2]
- ii.) the hypothesis that tokamak core transport is determined by the marginal stability threshold for ion temperature gradient instabilities in the presence of a background of electron drift waves,^[3,4,5]
- iii.) edge transport in H-mode, where residual turbulence (reduced, perhaps to marginality, by electric field shear) and neoclassical ion thermal conduction combine to control the edge transport barrier.

All of these specific realizations have certain basic constituents in common. These include:

- i.) a marginally stable profile, which is defined by the threshold criterion (usually linear) for some instability,

DISCLAIMER

This report was prepared as an account of work sponsored by an agency of the United States Government. Neither the United States Government nor any agency thereof, nor any of their employees, make any warranty, express or implied, or assumes any legal liability or responsibility for the accuracy, completeness, or usefulness of any information, apparatus, product, or process disclosed, or represents that its use would not infringe privately owned rights. Reference herein to any specific commercial product, process, or service by trade name, trademark, manufacturer, or otherwise does not necessarily constitute or imply its endorsement, recommendation, or favoring by the United States Government or any agency thereof. The views and opinions of authors expressed herein do not necessarily state or reflect those of the United States Government or any agency thereof.

DISCLAIMER

Portions of this document may be illegible in electronic image products. Images are produced from the best available original document.

- ii.) an "ambient" or "background" transport mechanism, which is unrelated to any exceedance of the threshold condition. In addition, the ambient transport must be weak in comparison to any which results when marginal stability is strongly violated,
- iii.) a noise source, which accounts for fluctuations in heating and fueling about the levels (of external drive) necessary for marginality,
- iv.) some assumptions concerning profile boundary conditions.

Taken together, these common constituents effectively define the marginal stability paradigm. The goal of this paper is to characterize the dynamics of transport near marginality and develop the theoretical foundations for predictive modelling of tokamak plasmas near marginal stability. To do so, it is useful to observe that the dynamical models which govern marginal stability phenomena (i.e. the basic fluid or kinetic equations, field theories, etc.) are sometimes scale invariant, or, more frequently, support ranges of "approximate" spatio-temporal scale invariance. A marginally stable system described by a scale invariant dynamical model is an example of a self-organized criticality (SOC).[6,7,8] A self organized criticality is a general phenomenon where instability dynamics tend to select a state or class of states which exhibit features akin to those observed near critical points (i.e. long correlation lengths, soft fluctuation modes, etc.). It is important to stress that in the context of turbulent transport, the self-organized critical state is not necessarily the linearly marginally stable state. Indeed, the deviation of the SOC state from the linearly marginal state is a measure of the "tightness" of the marginal stability which is determined by the ratio of turbulent transport to drive (i.e. heating, etc.). It may be said, then, that all realizations of the SOC paradigm involve some sort of "marginal stability," but not all examples of "marginal stability" qualify as a self-organized criticality. The motivation for

this distinction is that the key elements in the dynamics of an SOC are stable, large scale transport events, referred to as "modes."^[8] Here a "mode" consists of many (evolved) instabilities. Such modes are excited by noise and weakly damped by ambient transport. As a consequence of scale invariance, the large scale modes exhibit long correlation times, which diverge at large scale (i.e. $\tau_{ck}^{-1} = k^2 D$). They thus make a significant contribution to the fluctuation driven flux, even when they are only weakly excited. For example, consider the generic case where

$$\Gamma_T = -D_T \frac{\partial \langle P \rangle}{\partial r}$$

$$D_T = \sum_{k,\omega} \langle \tilde{v}^2 \rangle_{k,\omega} \tau_{ck,\omega}$$

It is easily seen that if $\tau_{ck,\omega}$ diverges at low- k , Γ_T can be large even if $\langle \tilde{v}^2 \rangle_{k,\omega}$ is modest. Indeed, should τ_{ck} diverge sufficiently rapidly at low k , Γ_T can develop an infrared divergence. Such infrared divergences of the turbulent transport coefficient due to low- k modes with long correlation times ("slow modes") are a distinguishing characteristic of an SOC. Obviously, the dynamics of transport in an SOC is quite different from the conventional wisdom of linearly unstable modes and quasi-linear diffusion, as linear instability of the slow modes is not required. We remark here that the observation of Bohm scaling, for which the system (machine) size apparently controls transport, suggests the approach of infrared catastrophe. Hence, slow modes are likely quite important to transport in tokamaks, where Bohm transport is frequently observed.

Transport in the "confinement zone" of a tokamak is a naturally scale-invariant process, since by definition the "confinement zone" is distinguishable from regions of strong heat and particle deposition, because in the confinement zone, turbulent transport dominates all other local processes (i.e. collisional transport, anomalous heat transfer, etc.). Thus, confinement zone transport dynamics near marginal stability is a realization of a self-organized criticality. The more detailed characteristics of an SOC are displayed as well, since:

- i.) "noise" is present, i.e. BES fluctuation measurements^[9] clearly suggest the presence of large scale fluctuations,
- ii.) small scale fluctuations have long been^[10] observed. These drive the background or "ambient" transport process,
- iii.) the inverse transfer of cascade of energy to large scales typical of strongly magnetized plasmas naturally couples the noise to the large scale modes of the system.

Taken in together, these arguments suggest that a broad class of problems pertaining to tokamak transport near marginal stability may be amenable to analysis using methods from the theory of self-organized criticality.

At this point, it is useful to briefly review the SOC theory paradigm. The prototypical realization of SOC is the running sandpile, which supports avalanches when the local slope exceeds the angle of repose. Localized avalanches occur, but net balance with noise excitation (i.e. associated with randomly sprinkling sand on the pile) occurs when the avalanches overlap and discharge sand from the pile, thereby maintaining a globally quasi-steady state close to the critical profile (given by the angle of repose). An avalanche should be thought of as analogous to a transport "event," not a (linear) instability (i.e. a drift wave, etc.). The avalanche power spectrum is consistent with $1/f$, so that the biggest avalanches occur most infrequently and smaller avalanches most often,^[8] in accord with our expectations for a driven system which is "bubbling" near marginal stability. In addition, large scale global discharges of the sandpile (termed great events) occur infrequently (i.e. at intervals which exceed a confinement time). The frequency and wavenumber of the avalanches are related by the "critical exponent"^[11] z , i.e. such that $\omega = ck^z$, where c is some constant. Indeed, the principal output of the SOC theory is the

exponent z , which also characterizes the dynamics of the impulse response of the system. Obviously, $z = 2$ indicates a diffusive response, $z = 1$ suggests a ballistic response, etc. The theory also predicts an effective turbulent transport coefficient (i.e. renormalized diffusivity) which exhibits a (previously mentioned) infrared divergence.^[12] Such a divergence effectively renders the renormalized diffusivity scale dependent, i.e. if $\delta x^2 \sim D_T \tau$, $D = D_T(\delta x)$. Such scale dependency underlies the anomalous value of the critical exponent (i.e. $z < 2$, indicating superdiffusive behavior), and represents a significant departure from the quasi-linear diffusion paradigm^[13] of transport.

In this paper, the dynamics of tokamak plasma transport events near marginal stability are studied, and a simple model derived from the SOC paradigm is advanced. The form of the basic nonlinear evolution equation for the local deviation of the profile from criticality is derived using simple symmetry concepts.^[8] In its simplest incarnation, this equation reduces to Burgers' Equation. However, we also show that it is possible to formulate alternative model equations, including ones appropriate for describing systems with sheared flow (i.e. due to NBI-driven sheared toroidal rotation)^[14] or systems which exhibit a transport bifurcation,^[15,16] which are consistent with the fundamental symmetry constraints. The basic model is then analyzed, with the goal of determining:

- a.) the critical exponent z , which characterizes the dynamics of the nonlinear response of the plasma transport SOC,
- b.) the (scale dependent) effective turbulent transport coefficient. The analysis is implemented in two different ways, via a one-loop renormalization group^[17] (RNG) calculation and using the Direct Interaction Approximation.^[18] Not too surprisingly, the results agree. This agreement is a consequence of the random Galilean invariance of the basic equation and the focus on hydrodynamic (low k , ω) phenomena. These together eliminate coupling coefficient and field amplitude

renormalization, leaving only propagator renormalization, an effect which is captured by both the DIA and the one-loop RNG. To elucidate the effect of slow modes on transport, the analysis was then repeated for the relevant case when a sheared flow is present. The sheared flow accelerates the rate of decorrelation of long wavelength, slow modes,^[14] thus greatly reducing the severity of the infrared divergence in the turbulent diffusivity and eliminating its dependence on $k_{x\min}$ altogether. As a consequence, the critical exponent increases from $z = 1$ to $z = 2$. Moreover, $D_T \sim (S_0^2)^{1/3}$ (S_0^2 is the noise strength) without shear flow, while $D_T \sim (S_0^2)^{3/5}$ with shear flow. The first case exhibits "strong turbulence" scaling, while the latter seems more akin to weak turbulence.

A lengthy discussion of SOC modelling of tokamak transport phenomena follows. This discussion focuses on:

- a.) possible experiments (especially transients) to identify and elucidate characteristics of core transport event dynamics which follow from the SOC hypothesis and the implications of this hypothesis for interpreting results,
- b.) ways to exploit the SOC paradigm in transport theory and modelling.

The remainder of this paper is organized in the following manner. In Section II, the basic models are derived and discussed. Section III contains the analysis, for both the cases with and without sheared flow. Section IV consists of a summary and a detailed discussion.

II.) Basic Dynamical Model

In this section, constraints on the form of a "generic" model for scale invariant dynamics of transport near marginal stability are formulated and discussed. A number of simple models which capture various pieces of the essential underlying physics at large scales are presented. Symmetry properties of the model equations are identified.

The simplest aspect of transport dynamics near marginal stability is the behavior of long wavelength (large scale) transport events about a marginally stable profile in one dimension, which corresponds to the radial dimension of a tokamak. For concreteness, consider the dynamics of pressure $P(r,t)$ near some marginally stable profile $P_0(r)$. This might correspond to the instance transport near the β -limit, for example. Then $\delta p(r,t)$, the deviation of $P(r,t)$ from $P_0(r)$, evolves according to

$$\frac{\partial}{\partial t} \delta P + \frac{\partial}{\partial x} \Gamma[\delta P] - D_0 \frac{\partial^2}{\partial x^2} \delta P = \bar{s}. \quad (1)$$

It is important to again stress that δP should be thought of as a deviation from the mean (i.e. SOC or marginal) profile due to a transport event, and not as a pressure fluctuation associated with a linear instability. More precisely, a "transport event" will be generated by the interaction of several quasi-linear instabilities. Here $\Gamma[\delta P]$ is the flux of pressure, which is in general a nonlinear functional of δP . D_0 is the ambient or background transport (i.e. as due to drift waves, etc.) so $k^2 D_0 < |\partial \Gamma / \partial x|$, and \bar{s} is the noise source. Equation (1) states that δP is conserved, up to noise input (\bar{s}) and small scale dissipation ($k^2 D_0$). The nonlinearity of $\Gamma[\delta P]$ follows from the dependence of the turbulent transport on deviation from marginality. Since $\omega \gg k^2 D_0$, Eqn. (1) is approximately scale invariant. The conservative structure of Eqn. (1) is crucial for scale invariance. Also note that $\delta P(x,t) = P(x,t) - P_0(x)$ implicitly contains information about the mean pressure gradient, too.

The non-trivial content of Eqn. (1) is, of course, buried in the form of $\Gamma[\delta P]$, which is, in turn constrained by the presence of a mean gradient $P_0(r)'$ and by the fact that the flux must be down the total gradient, locally. Thus, bumps (i.e. localized perturbations with $\delta P > 0$) must travel down the mean gradient, while voids (i.e. localized perturbations with $\delta P < 0$) must travel up the mean gradient. These conditions are equivalent to the requirement that $\Gamma[\delta P]$ be invariant under the dual transformations $x \rightarrow -x$ and $\delta P \rightarrow -\delta P$. This constraint, first identified by Hwa and Kardar,^[8] is termed joint reflection symmetry. The underpinnings of the joint reflection symmetry constraint are best illustrated pictorially. Figure (2) defines bump and void, respectively. Figures (3 a,b) show the evolution of a bump in the absence of a mean gradient (i.e. $P'_0 = 0$). Consideration of reflection symmetry reveals that bump will spread out due to the action of transport. However, the barycenter of the bump remains fixed. Now, consider a bump on a profile with mean $P'_0 < 0$ (Fig. 4). Here, reflection symmetry about the center of the bump is broken, as $P'_0 < 0$. Thus, the piece of the bump enclosed by BCD will propagate down the mean gradient (here down the total gradient, as well), while the piece enclosed by BAD will move up the mean gradient (but locally down the gradient of total $p!$). Since the area enclosed by BCD exceeds the area enclosed by BAD, the net motion of the bump is down the mean gradient. A similar pictorial argument reveals that a void must propagate up the mean gradient. These simple considerations clearly establish the principle of joint reflection symmetry.

The form of $\Gamma[\delta P]$ must be invariant under $x \rightarrow -x$ and $\delta P \rightarrow -\delta P$. Thus, if

$$\Gamma[\delta P] = \sum_{\substack{n,m \\ q,r}} \left\{ A_n (\delta P)^n + B_m \left(\frac{\partial}{\partial x} \delta P \right)^m + C_{q,r} \delta P^q \left(\frac{\partial}{\partial x} \delta P \right)^r + \dots \right\}, \quad (2)$$

then, for odd n , all $A_n = 0$. All m are allowed. However, $C_{q,r} = 0$ for q odd, as well. Noting that $m = 1$ simply redefines D_0 , it follows that in the hydrodynamic limit, the simplest possible form of $\Gamma[p]$ is $\frac{\lambda}{2}\delta P^2$, so that δP evolves according to

$$\frac{\partial}{\partial t}\delta P + \frac{\partial}{\partial x}\left(\frac{\lambda}{2}\delta P^2\right) - D_0\frac{\partial^2}{\partial x^2}\delta P = \bar{s}. \quad (3)$$

Observe that a similar result would follow from the familiar $\Gamma = -D\partial p/\partial x$ (recall $\delta P = p(x,t) - P_0(x,t)$) with $D \sim \delta P$, as typical of fluctuations near marginal stability. However, other forms are possible, as well. In particular, a class of forms of $\Gamma[p]$ which allow the possibility of a transport bifurcation^[15,16] above a critical noise level is

$$\Gamma[\delta P] = \frac{\lambda}{2} \frac{\delta P^2}{1 + \alpha \delta P^{2m}} \quad (4)$$

with m an integer. Here, $\Gamma[\delta P]$ is manifestly invariant under $\delta P \rightarrow -\delta P$, $x \rightarrow -x$, increases as δP^2 for small δP (i.e. as in Eqn. (3)), but decreases or remains constant (for $m = 1$) with increasing δP (i.e. above a critical noise level) for $\alpha \delta P^{2m} > 1$. This highly nonlinear choice of $\Gamma[\delta P]$ is motivated by the familiar transport bifurcation ansatz $D \rightarrow D_0/(1 + \alpha E_r'^2)$, and the form of the radial force balance equation. Note also that mean shear flow^[14] effects may be introduced into the propagation in two dimensions, via

$$\frac{\partial}{\partial t}\delta P + V_0'x \frac{\partial \delta P}{\partial y} - D_0\left(\frac{\partial^2}{\partial x^2} + \frac{\partial^2}{\partial y^2}\right)\delta P + \frac{\partial}{\partial x}\left(\frac{\lambda}{2}\delta P^2\right) = \bar{s}. \quad (5)$$

Here x is analogous to the radial direction (with mean symmetry about $x = 0$) while y is analogous to θ . As $V_0'x$ is invariant under $x \rightarrow -x$, it is clear that Eqn. (5) is consistent with joint reflection symmetry. An equation of the form of Eqn. (5) may be interpreted as

describing marginal stability in a tokamak with sheared toroidal flow or in a long, thin sandpile with a strong sheared wind blowing along its face.

The prototypical model for the long wavelength transport event dynamics of a system near marginality is that of Eqn. (3). This equation is recognized as Burgers' equation for 1D hydrodynamics with a random source (i.e. take $\delta P \rightarrow v$). Thus, it is invariant under a random Galilean transformation, as is Burgers' equation.^[17] Specifically, the substitution $\delta P(x,t) \rightarrow \delta P_0 + \delta P(x - \lambda \delta P_0 t, t)$, with δP_0 a constant, leaves Eqn. (3) unchanged. This invariance is a consequence of the "convective" character of the nonlinearity. Thus, the addition of a sheared flow (in 2D), as in Eqn. (5), yields a model which is also Galilean invariant. However, the form of $\Gamma[\delta P]$ given in Eqn. (4), which supports a transport bifurcation, is not Galilean invariant. This suggests that the nonlinear dynamics of a model system with transport bifurcations are likely to be fundamentally different from those of the simplest (Burgers) system. This point will be discussed further in the following section.

III.) Analysis

In this section, we analyze the basic models presented in Section II. The goal is to determine the critical exponents for the system which characterize the functional form of the (nonlinear) impulse response. The nontrivial exponents and form of response are a consequence of infrared divergence of the turbulent flux (caused by slow modes), which is calculated as well. Such features are not described by the familiar quasilinear paradigm. To elucidate these aspects of the physics and to illustrate the underpinnings of certain technical methods we first discuss the simple system^[8] (i.e. the minimal Burgers model of Eqn. (3)) of Section 3 (IIIa.) and proceed to the sheared flow model in Section (IIIb.).

a.) Minimal Model

Here, we analyze Eqn. (3), the simplest model of an SOC or marginal stability. We seek the critical exponents or, equivalently, the nonlinear "dispersion relation." We compare three approaches, namely those of simple scaling and symmetry considerations, the familiar direct interaction approximation. (DIA), and the dynamic renormalization group (RNG) approach.

Simple scaling yields most of the pertinent and significant results. In particular, if one rescales Eqn. (3) according to $x \rightarrow bx, t \rightarrow b^z t$ and $\delta P \rightarrow b^x \delta P$ one obtains

$$\frac{\partial}{\partial t} \delta P - D_0 b^{z-2} \frac{\partial^2}{\partial x^2} \delta P + \frac{\lambda}{2} b^{z+x-1} \frac{\partial}{\partial x} \delta P^2 = \bar{s} b^{z-x}. \quad (6)$$

A critical issue emerges immediately, namely that random Galilean invariance implies that λ is unrenormalized by nonlinear interaction. This is a consequence of the fact that λ enters the position dependence of δP for the boosted frame (i.e. $\delta P(x, t) \rightarrow \delta P(x - \lambda \delta P_0 t, t)$), which must also be a solution of Eqn. (3), which is scale invariant. Hence, the only way to reconcile Galilean invariance and scale invariance is to impose the condition that λ be unrenormalized. Thus, $z+x-1=0$. As we are concerned with large scale, hydrodynamic (i.e. $k \rightarrow 0, \omega \rightarrow 0$) behavior, we require that the noise be unchanged by rescaling, i.e. $\lim_{k, \omega \rightarrow 0} \langle \bar{s}^2 \rangle_{k, \omega}$ must remain invariant after rescaling. Thus (noting dimensions!) $z-x-1=0$. It follows directly that $z=1$ and $x=0$. This establishes that the correlation function $\langle \delta P^2(\delta x, \tau) \rangle$ has the form $\langle \delta P^2(\delta x^z/\tau) \rangle$, with $z=1$. Alternatively $\omega \sim \gamma k^z$ (with $z=1$) is revealed to be an effective nonlinear "dispersion relation" for the system. Both position and wavenumber space representations suggest ballistic propagation of perturbations. This is significant, as ordinary quasilinear theory would suggest diffusive propagation (i.e. $\omega = k^2 D, \langle \delta P^2 \rangle = \langle \delta P^2(\delta x^2/\tau) \rangle$) at a rate set by an anomalous diffusivity. The effective "pulse speed", namely the proportionality factor

between ω and k , must be obtained using approximation methods, such as dimensional analysis, the DIA, or the RNG.

We now seek to identify the cause of the departure from diffusive dynamics and to determine the critical exponents and pulse speed proportionality factor using the familiar direct interaction approximation. Observe that in this example, symmetry arguments preclude renormalization of λ or δP (analogous to vertex function and wave function renormalization respectively.) Hence, the DIA, which involves only viscosity renormalization (analogous to mass renormalization), contains the features of a general renormalized perturbation theory essential to this application. Specifically, we calculate the renormalized response function. Following standard procedures, the nonlinearity of Eqn. (3) is given by

$$N_k = ik\lambda \sum_{k', \omega'} \delta P_{-k'} \delta P_{k+k'}^{(2)} \quad (7a)$$

where:

$$\left[-i(\omega + \omega') + (k+k')^2 D_0 \right] \delta P_{\omega+\omega'}^{(2)} = -i\lambda(k+k') \delta P_{\omega'} \delta P_{\omega} \quad (7b)$$

The contribution from the second term on the RHS of Eqn. (7b) will vanish upon substitution into Eqn. (7a) and integration in the hydrodynamic limit. Thus,

$$N_{k,\omega} = k^2 D \delta P_{k,\omega} \quad (8a)$$

where, for $k, \omega \rightarrow 0$

$$D = \lambda^2 \sum_{k', \omega'} |\delta P_{k', \omega'}|^2 \frac{k'^2 D_0}{\omega'^2 + (k'^2 D_0)^2} \quad (8b)$$

Now, the essence of the DIA is to derive a recursion equation for D , the renormalized diffusivity, by:

i.) taking $D_0 \rightarrow D$ in Eqn. (8b), i.e. the propagator used to solve for $\delta P_{k'+k, \omega'+\omega}^{(2)}$ must be treated self-consistently.

ii.) using the renormalized diffusivity to relate $\delta P_{k', \omega'}$ to the noise spectrum in Eqn. (8b).

Thus,

$$(-i\omega' + k'^2 D) \delta P_{k', \omega'} = \bar{s}_{k', \omega'} \quad (9a)$$

so

$$D = \lambda^2 \sum_{k', \omega'} \frac{|\bar{s}_{k', \omega'}|^2}{(k'^2 D)^3 \left[1 + \left(\frac{\omega'}{k'^2 D} \right)^2 \right]^2}. \quad (9b)$$

Integrating over ω' , assuming white noise, then yields

$$D = \frac{C_1 \lambda^2 S_0^2}{D^2} \int_{k_{\min}}^{\infty} \frac{dk'}{k'^4} \quad (10)$$

Here S_0^2 is the mean square noise strength (with dimensions of length/time for dimensionless δP) and $C_1 = \int_{-\infty}^{+\infty} dx' / (1+x'^2)^2 = \pi/2$, from the ω -integral. It follows

directly that

$$D = \frac{C_1}{3D^2} \lambda^2 S_0^2 k_{\min}^{-3} \quad (11a)$$

or, equivalently

$$D = \left(\frac{C_1}{3} \lambda^2 S_0^2 \right)^{1/3} k_{\min}^{-1}. \quad (11b)$$

Note that D diverges as k_{\min}^{-1} , on account of slow modes. Put another way, the infrared divergence $\sim k_{\min}^{-1}$ obscures the distinction between microscales (characteristic of the scatterers) and macroscales implicit to any concept of a transport coefficient. As a consequence, D exhibits an implicit scale dependence $D = D(\delta x)$. Hence, if one considers the microscopic propagation of a pulse according to $\delta x^2 = D\tau$, it follows that $D = (C_1 \lambda^2 S_0^2 / 3)^{1/3} k_m^{-1} \equiv (C_1 \lambda^2 S_0^2 / 3)^{1/3} [\delta x^2]^{1/2}$, so then $\delta x^2 \sim (C_1 \lambda^2 S_0^2 / 3)^{2/3} \tau^2$. Thus, the critical exponent is revealed to be $z = 1$, indicating ballistic response at the velocity $(C_1 \lambda^2 S_0^2 / 3)^{1/3}$. Observe that the infrared divergence of D due to slow modes underlies the departure from quasilinear intuition.

An alternative approach for calculating z is to use the dynamical RNG. This method utilizes scale transformation recursion equations, constructed using perturbation theory, to calculate renormalized transport coefficients. Here lowest order (i.e. 3rd order) perturbation theory yields a "turbulent diffusivity" in the form of one summation over the "background" mode spectrum. This is, of course, equivalent to a summation over Feynman graphs containing one closed loop (computed by one integration over an internal momentum).^[19] From Eqn. (8a, b) it follows that, to one loop

$$D = D_0 + \lambda^2 \sum_{k', \omega'} |\delta P_{k', \omega'}|^2 \frac{k'^2 D_0}{\omega'^2 + (k'^2 D_0)^2} \quad (12a)$$

or, upon integrating (assuming white noise)

$$D = D_0 \left(1 + \frac{C_1 \lambda^2 S_0^2}{3 D_0^3} k_{\min}^{-3} \right). \quad (12b)$$

At this point it is convenient to define the (bare) interaction parameter $U_Y^{(0)} = C_1 \lambda^2 S_0^2 / D_0^3$, so $D_T = D_0 (1 + U_Y^{(0)} / 3 k_{\min}^3)$. Observe that $U_Y^{(0)} / k_{\min}^3$ is analogous to a "Reynolds

number" for this system. Then, noting from the scaling of Eqn. (6) that $D_0 \sim b^{z-2}$, it follows that the rescaling recursion equation for D_T is (for $b\ell_0 = k^{-1}$ so that b is the dimensionless scale parameter):

$$b \frac{\partial}{\partial b} D_T = D_0 b \frac{\partial}{\partial b} \left[b^{z-2} \left(1 + \frac{U_I^{(0)}}{3} (b\ell_0)^3 \right) \right] \quad (13a)$$

or, to lowest order in $U_I^{(0)}$,

$$b \frac{\partial}{\partial b} D_T = D_T \left[z - 2 + U_I^{(0)} (b\ell_0)^3 \right]. \quad (13b)$$

Similarly, a recursion equation for U_I , the renormalized interaction parameter (as distinct from $U_I^{(0)}$, the bare parameter) may be derived, noting $U_I = U_I(D_T, \lambda, S_0^2)$. As λ and S_0^2 are unrenormalized, it follows directly that, in the one loop approximation

$$\frac{\partial}{\partial \ell} U_I = \frac{-3}{D_T} \left(\frac{\partial D_T}{\partial \ell} \right) U_I. \quad (14)$$

Here $b \partial / \partial b = \partial / \partial \ell$, where ℓ is dimensionless (unlike ℓ_0). Now, noting that for $(b\ell_0)^3 U_I^{(0)} \rightarrow U_I$ and $z = 1$, Eqn. (13b) becomes equivalent to

$$\frac{\partial}{\partial \ell} D_T = (-1 + U_I) D_T. \quad (15)$$

Thus, it is now possible to eliminate D_T from Eqn. (14) for U_I and obtain

$$\frac{\partial}{\partial \ell} U_I = 3(1 - U_I) U_I. \quad (16)$$

Equation (16), a nonlinear recursion equation for U_I , is the principal result of the RNG analysis. It is straightforward to solve, and working to lowest order in U_I gives

$$U_I = (\ell' e^\ell)^3 / [1 + (\ell' e^\ell)^3]. \quad (17)$$

Finally, recalling that $U_I = U_I^{(0)} (\ell' e^\ell)^3 = C_1 \lambda^2 S_0^2 (\ell' e^\ell)^3 / D_T^3$ (i.e. note that U_I is defined with the renormalized diffusivity), we find the result

$$D_T = (C_1 \lambda^2 S_0^2)^{1/3} \left(1 + (\ell' e^\ell)^3 \right)^{1/3} \quad (18)$$

Here ℓ is the normalized scale ratio. As we expect a result with the generic scaling form $D_T = D_0 \left(1 + \alpha [\delta x^2]^{\beta/2} \right)^\gamma$, it follows that

$$D_T = D_0 \left(1 + \frac{C_1 \lambda^2 S_0^2}{3 D_0^3} [\delta x^2]^{3/2} \right)^{1/3}, \quad (19)$$

i.e. $\alpha = C_1 \lambda^2 S_0^2 / D_0^3, \gamma = 1/3, \beta = 3$. Note that for $U_I^{(0)} > 1$ (the regime of interest), $D_T \equiv (C_1 \lambda^2 S_0^2 / 3)^{1/3} [\delta x^2]^{1/2}$, in agreement with the DIA result of Eqn. (11). The scaling $D_T \sim (S_0^2)^{1/3}$ is suggestive of "strong" turbulence. Of course, having deduced that $z = 1$ via symmetry arguments, one could obtain the value of α directly from simple dimensional analysis by observing that $U_I^{(0)} / k_{\min}^3 \sim (D_T / D_0)^3 \sim R_e^3$, where R_e is an effective "Reynolds number" for the system. Hence, the principal benefit of an approach via RNG is the construction of a foundation for systematic application to more complex problems, such as those related to transport bifurcations, involving coupling coefficient and wave-function renormalization.

b.) SOC in Sheared Mean Flow

We now focus on the dynamics of an SOC in a sheared mean flow. One concrete realization of this paradigm is a long thin sandpile or sandbar, with a sheared wind blowing along its face, as shown in Fig. (5). Another is a tokamak plasma near the β -limit, executing differential toroidal rotation. The motivation for devoting such attention to this paradigm is that it highlights the importance of large scale, slow modes to SOC behavior. We emphasize at the outset that the impact of the sheared flow is not related to its effect on the marginality condition (i.e. the linear instability criterion), which is unchanged. As in Section (IIIa.), we calculate the critical exponent z and determine the fluctuation-driven flux.

Equation (5) contains the basic description of sandbar dynamics in a sheared wind. Here, x is the distance across the pile, assumed to be symmetric about its center at $x = 0$, and y is the distance along the sandbar (see Fig. (6)). For simplicity, $V_y = V'_0 x$. We further assume radially extended noise. By this we mean that $\langle \bar{s}^2(k_x, k_y) \rangle$ contains large radial scales, comparable in magnitude to that of the sandbar width. Such noise on large radial scales corresponds to "shaking" the sandbar. With $k_y > k_{y\min}$, such "shaking" is equivalent to random displacement of span-wise uniform slices of the sandbar. Noise with this structure may alternatively be thought of as shaking a loaf of thin-sliced bread, with slices displaced perpendicularly to the loaf's axis (Fig. 7). Radially extended noise is clearly a "worst case" limit from the standpoint of confinement. This is because radially extended noise eliminates the need for avalanche (or eddy) overlap in order that sand be ejected from the sandbar. We also remark that radially extended perturbations, with $k_y > k_x$, have structure similar to twisted slicing modes^[20] in confined plasmas.

For the case of radially extended noise, the nonlinear term in Eqn. (5) may be written as:

$$N_{\underline{k},\omega} = ik_x \frac{\lambda}{2} \sum_{\underline{k}',\omega'} \delta P_{\frac{-\underline{k}'}{-\omega'}} \delta P_{\frac{\underline{k}'+\underline{k}}{\omega'+\omega}}^{(2)} \quad (20)$$

Here $\underline{k} = (k_x, k_y)$, as the perturbations are 2D in structure. Proceeding as in standard renormalized perturbation theory (i.e. the DIA),

$$\begin{aligned} & \left[-i(\omega + \omega') + (k_y + k'_y)' \frac{\partial}{\partial k_x''} + \underline{k}''^2 D_0 + (k_x + k'_x)^2 D_T \right] \delta P_{\frac{\underline{k}'+\underline{k}}{\omega'+\omega}}^{(2)} \\ & = \frac{-\lambda}{2} \left[\delta P_{\frac{\underline{k}'}{\omega'}} ik_x \delta P_{\frac{\underline{k}}{\omega}} + ik'_x \delta P_{\frac{\underline{k}'}{\omega'}} \delta P_{\frac{\underline{k}}{\omega}} \right] \end{aligned} \quad (21a)$$

which, in the hydrodynamic limit, reduces to

$$\left[-i\omega' + k'_y V_0 \frac{\partial}{\partial k_x} + \underline{k}'^2 D_0 + k_x'^2 D_T \right] \delta P_{\frac{\underline{k}'+\underline{k}}{\omega'+\omega}}^{(2)} = \frac{-\lambda}{2} \left[\delta P_{\frac{\underline{k}'}{\omega'}} ik_x \delta P_{\frac{\underline{k}}{\omega}} + ik'_x \delta P_{\frac{\underline{k}'}{\omega'}} \delta P_{\frac{\underline{k}}{\omega}} \right]. \quad (21b)$$

Now, the crux of the issue is, of course, what, precisely, is the turbulent decorrelation rate controlling the LHS of Eqn. (21b). There are three possibilities, namely the "collisional" scattering rate $\underline{k}'^2 D_0$, the turbulent radial scattering rate $k_x'^2 D_T$, and the turbulent shear decorrelation rate $(k_y'^2 V_0 D_T)^{1/3}$, produced by the synergism of shearing and radially scattering.[14] As $k_x' \sim k_y'$ and $D_T > D_0$, the collisional scattering rate may be immediately discarded. The relative importance of turbulent radial scattering and shear decorrelation is determined by comparing $k_y' V_0 / k_x'$ (from $k_y' V_0 \partial / \partial k_x$) with $k_x'^2 D_T$, as in the BDT[14] criterion comparison. Here, anticipating that transport will be dominated by slow, large scales (i.e. in the case of infrared divergence), the comparison at

the maximum scale is relevant. Hence, if $k'_{x \min} D_T > (k'_y V'_0 / k'_x)_{\min}$ the slow mode correlation time is given by $(k'_{x \min} D_T)^{-1}$ as before. If $(k'_y V'_0 / k'_x)_{\min} > k'_{x \min} D_T$, then $1/\tau_{c\underline{k}'} = (k'^2_{y \min} V'_0 D_T)^{1/3}$. For the case where shear decorrelation is dominant,

$$N_{\underline{k}, \omega} = \frac{-\partial}{\partial x} D_T \frac{\partial}{\partial x} \delta P_{\underline{k}, \omega} \quad (22a)$$

where

$$D_T = \frac{\lambda^2}{4} \sum_{\underline{k}, \omega'} |\delta P_{\underline{k}', \omega'}|^2 R_{\underline{k}', \omega'} \quad (22b)$$

is the (Markovian) turbulent diffusivity and $R_{\underline{k}', \omega'}$ is the resonance function

$$R_{\underline{k}', \omega'} = \frac{1/\tau_{c\underline{k}'}}{(\omega' - k'_y V'_0 x)^2 + 1/\tau_{c\underline{k}'}} \quad (22c)$$

with $1/\tau_{c\underline{k}'} = (k'^2_{y \min} V'^2_0 D_T)^{1/3}$. In deriving Eqn. (22), it is useful to note that $\sum_{\underline{k}, \omega'} \frac{\delta P_{\underline{k}'}}{-\omega'} k'_x \delta P_{\underline{k}'}}{\omega'} R_{\underline{k}', \omega'} \rightarrow 0$, by symmetry. Note that here, $\tau_{c\underline{k}, \omega'}$ is determined by shear decorrelation. Since $R_{\underline{k}', \omega'}$ is treated self-consistently, D_T (not D_0) appears in the shear decorrelation rate. Assuming "white noise" in \underline{k} yields (upon substitution for $\delta P_{\underline{k}', \omega'}$):

$$D_T = \lambda^2 S_0^2 \sum_{k'_y, \omega'} \frac{(k'^2_{y \min} V'^2_0 D_T)^{1/3}}{\left[(\omega' - k'_y V'_0 x)^2 + (k'^2_{y \min} V'^2_0 D_T)^{2/3} \right]^2} \quad (23)$$

Observe that the trivial k'_x integral has been absorbed into S_0^2 as a normalization factor. Note also that the noise spectrum need only be white at large scales, as diffusive decorrelation ($k_x'^2 D_T$) will surpass any contribution from small scales. The crucial point is, of course, that now $(k_y'^2 V_0'^2 D_T)^{1/3}$ determines the decorrelation rate for the slow modes. This decorrelation rate exhibits much weaker k' scaling than the diffusive decorrelation rate does. Performing the ω' -integration gives:

$$D_T = C_1 \frac{S_0^2 \lambda^2}{4} \int_{k_{y\min}}^{\infty} dk'_y \frac{1}{(k_y'^2 D_T V_0'^2)^{2/3}} \quad (24a)$$

or

$$D_T = C_1' \frac{S_0^2 \lambda^2}{(D_T V_0'^2)^{2/3}} k_{y\min}^{-1/3} \quad (24b)$$

where $C_1' = 3C_1/4$. Thus, we finally find

$$D_T = \frac{(C_1' S_0^2 \lambda^2)^{3/5}}{(V_0')^{4/5}} k_{y\min}^{-1/5}. \quad (25)$$

D_T is infrared divergent, but much less severely so than in the case $V_0' = 0$ (i.e. compare Eqn. (20) with Eqn. (11b)). Note also that D_T is independent of $k_{x\min}$! This is an abinitio consequence of the fact that shear decorrelation controls the slow mode dynamics, because of the weaker infrared divergence of the shear decorrelation time $(\tau_c \sim (k_y'^2 V_0'^2 D_T)^{-1/3})$ than the diffusive decorrelation time $(\tau_c \sim (k_x'^2 D_T)^{-1})$. Shearing thus "speeds up" the decorrelation of slow modes, so they don't contribute as heavily to transport. Thus, $D_T \sim k_{y\min}^{-1/5}$, rather than $D_T \sim k_{x\min}^{-1}$, as in Eqn. (11b). Finally, we

caution the reader that taking the limit $(k'_y V'_0 / k'_x)_{\min} > k'^2_{x\min} D_T$ early in the calculation for simplicity precludes a result which may be extropolated directly to $V'_0 = 0$.

To obtain the critical exponent, it is useful to note that D_T is independent of $k_{x\min}$, so that $D_T \sim D_T \left([\delta x^2]^0 \right)$. As a result, $\delta x^2 \sim D_T \tau$, so that $z = 2$. Diffusive propagation is thus restored when $(k_y V'_0 / k_x)_{\min} > k'^2_{x\min} D_T$. Moreover, in this regime $D_T \sim (S_0^2)^{3/5}$, suggestive of a "weaker" turbulence scaling. Thus, we arrive at the central result of this section, which is the observation that a strongly sheared wind raises the critical exponent for an SOC sandbar from the ballistic limit value $z = 1$ to the diffusive value $z = 2$. This represents a qualitative change in the transport dynamics, not just a decrease in the magnitude of the diffusivity. Note that the cross-stream noise structure is the same in both cases and that the sheared wind does not affect the marginality condition. Hence, the observed trend toward diffusive dynamics can only be ascribed to the acceleration of slow modes by shear decorrelation. It is important to recall that k_y and k_x are the wave numbers of "transport events" (as opposed to linear modes) and that the BDT criterion need apply only in the infrared limit (i.e. to slow modes), not throughout the spectrum. It suggests that shearing, via its effect on the infrared behavior of the correlation time, may alter the observable, qualitative macroscopic hydrodynamic response of SOC's, such as sandbars in a sheared wind or differentially rotating tokamak plasmas, to invariant noise spectra. Finally, note this argument does not rely on turbulence amplitude suppression!.

IV.) Discussion and Conclusion

In this paper we have formulated and presented a general methodology for describing the dynamics of transport near marginal stability. In particular, the scaling exponents of the impulse response have been identified as quantitative indicators of the

dynamical behavior of the marginal system. In turn, the relationship of the observable scaling exponents to the infrared structure of the turbulent transport theory has been established. The principal results of this paper are summarized below:

- a.) Simple, one field, one dimensional models of marginal SOC's have been formulated. The structure of these models is constrained by the requirement of joint reflection symmetry. The minimal version of the SOC model reduces to the familiar Burgers equation form, and alternative, more complex, models incorporating sheared mean flow and transport bifurcations have been derived.
- b.) The renormalized diffusivity and impulse response scaling exponents have been calculated. Galilean invariance and interest in hydrodynamic behavior eliminate coupling coefficient and wave function renormalization in the case of the minimal (Burgers) model. As a result, only diffusivity renormalization survives, so the DIA and RNG methods yield identical results. However, coupling coefficient and wave function renormalization must be treated in the analyses of more complex models, such as those involving transport bifurcations.
- c.) Scaling exponents for the minimal (i.e. Burgers) and sheared flow model have been calculated. For the minimal model $z = 1$, indicating a ballistic response. Moreover $D_T \sim (S_0^2)^{1/3}$, as in strong turbulence. For shear flow (with $(k_y V'_0 / k_x)_{\min} > k_{x\min}^2 D_T$, $z = 2$, indicating diffusive response. The values of the scaling exponents are set by the degree of infrared divergence of the turbulent transport coefficient. Thus, since without shear flow, $D_T \sim k_{x\min}^{-1}$, $z = 1$. With shear flow (but for identical noise) $D_T \sim k_{y\min}^{-1/5} k_{x\min}^0$, so $z = 2$. Here, $D_T \sim (S_0^2)^{3/5}$, indicating "weaker" turbulence. Note that the dominance of shearing results in a qualitative change in transport dynamics, not just a reduction in

diffusion. This contrast suggests that the scaling of the slow mode correlation time determines the qualitative features of the macroscopic dynamics of transport in an SOC. It also suggest that the long wavelength correlation times of stable, large scale modes are crucial to predicting transport.

These results have interesting implications for experiment, interpretation and theory. First, they strongly suggest that impulse response scaling exponents be measured using ECH heat pulse propagation experiments.^[21] Previously, attention has focused on pulse propagation rate,^[22] rather than on spatio-temporal evolution (i.e. shape). The latter is obviously of much greater utility to the characterization marginal stability states in tokamaks. Moreover, certain pulse propagation comparisons naturally suggest themselves. These include:

- a.) comparing a neo-Alcator Ohmic discharge (likely below marginality) to a balanced injection L-mode discharge which is expected to be marginal to ITG instability and to a discharge near the β -limit, where the marginality is tighter,
- b.) comparing an L-mode plasma to a VH-mode plasma,^[23] where strong shearing should accelerate the decorrelation of slow modes. In this case, one might expect a trend from $z = 1$ in the former to $z = 2$ in the latter,
- c.) comparing a case of balanced, on-axis NBI to a case combining on-axis co-injection with off-axis counter injection, to maximize the toroidal velocity shear. Here one could quantitatively test whether the predicted restoration of diffusive dynamics (i.e. $z = 1 \rightarrow z = 2$) satisfied.

It would be most amusing to complement these pulse propagation studies by fluctuation measurements. This would yield insight into the relative importance of changes in decorrelation rate and fluctuation amplitude. In particular, the relative change in transport could easily exceed the relative change in fluctuation levels. Most importantly, the observation of anomalous exponents (i.e. $z < 2$) would be a clear-cut indication of marginal stability controlling the dynamics.

A second application of the results is to the realm of interpretation. Here, we note that recently, a great deal of attention has been focused on ρ_* -scaling experiments,^[24] with the aim of distinguishing gyro-Bohm transport from Bohm transport. Noting that Bohm transport implies that the system size significantly impacts the transport mechanism, it is apparent that Bohm scaling must be indicative of a trend toward infrared catastrophe. Moreover, the recent observation that ρ_* -scaling changes from Bohm in L-mode to gyro-Bohm in H-mode^[25] suggest that infrared catastrophe in the former ($z = 1$) is healed in the latter ($z = 2$), presumably by the effect increased electric field shear on large scale transport events. Our findings concerning the effects of changing slow mode decorrelation rates are consistent with these results. Hence, it would be quite interesting to complement ρ_* -scaling scans with measurements of the pulse-shape scaling exponent.

A third realm of application is to transport theory. First, the SOC theory should be extended to three dimensions and to the model where transport bifurcations can occur. In this case, the SOC is expected to heal itself at sufficient noise levels, i.e. $\partial\Gamma/\partial(S_0^2)$ should change sign at a critical noise level. The evolution of scaling exponents through the bifurcation, as well as the sensitivity of the bifurcation to the structure of the noise are worthy of investigation, too. Note that the analytical theory of the transport bifurcation SOC is much more challenging than the simple noisy Burgers model, since Galilean invariance is broken. Hence, coupling coefficient and wave function renormalization are required. This is not surprising, since one way of looking at a transport bifurcation in a 1D

SOC is as an amplitude-dependent coupling, where $\lambda \rightarrow \lambda/(1 + \alpha\delta P^{2m})$. Here, for $S_0^2 > S_{0crit}^2$, one should expect the Burgers shocks to smooth out and weaken.

Another implication (for theory) of this work is that the nonlinear dynamics of slow, large scale modes in the presence of noise is critical to transport, even if such modes are, in fact, not unstable or even weakly damped. This suggests that trapped ion turbulence, with self-consistent evolution of E_r' , be studied in the presence of general, short wavelength, noise excitation. The importance of this problem is supported by the ubiquitous finding of Bohm diffusion, in L-mode as well.

The concept of a dynamic marginal stability has implications for transport modeling, as well. For example, if, in fact, the tokamak core is ITG-mode marginal, transient experiments can be simulated using a simple model similar to the ones discussed here. The parameters D_0, λ , etc. could be determined by scaling arguments or by empiricism. Enormous savings in analysis and computer time would result, and insight would be furthered.

Acknowledgment

We acknowledge stimulating discussions with and interest from Terence Hwa, B.A. Carreras, A.V. Gruzinov, V.B. Lebedev and G.I. Soloviev. T.-S. Hahm would like to thank K.H. Chung and S.H. Hong of Seoul National University, where part of this work was performed. This work was supported by the U.S. Department of Energy, under Grant #DE-FG03-88ER53275 and Contract DE-AG02-76-CHO-3073.

References

- [1] W.M. Manheimer, T.M. Antonsen; *Phys. Fluids* 22, 957 (1979).
- [2] J.W. Connor, J.B. Taylor, M. Turner; *Nucl. Fusion* 22, 256 (1984).
- [3] T.S. Hahm, W.M. Tang; *Phys. Fluids B* 1, 1185 (1989).
- [4] H. Biglari, P.H. Diamond, M.N. Rosenbluth; *Phys. Fluids B* 1, 109 (1989).
- [5] W. Dorland, et. al., in Proceedings of Fifteenth Intl. Conf. on Plasma Phys. and Contr. Fus. Rsch, Paper D-P-I-6, Seville, Spain (1994).
- [6] P. Bak, C. Tang, K. Wiesenfeld; *Phys. Rev. Lett.*, 59, 381 (1987).
- [7] J. Carlson and J.S. Langer; *Phys. Rev. Lett.*, 62, 2632 (1989).
- [8] T. Hwa and M. Kardar; *Phys. Rev. A.*, 45, 7002 (1992).
- [9] R. Fonck, et. al.; *Plasma Phys. and Cont. Fusion*, 34, 1993 (1992).
- [10] A.J. Wootton, et. al., *Phys. Fluids B* 2, 2879 (1990).
- [11] N. Goldenfeld; Lectures on Phase Transitions and the Renormalization Group, Addison-Wesley (Redding, Mass.), 1992.
- [12] P.C. Hohenberg and B.I. Halperin; *Rev. Mod. Phys.* 49, 435 (1977).
- [13] R.Z. Sagdeev and A.A. Galeev; Nonlinear Plasma Theory, W.A. Benjamin (New York) 1969.
- [14] H. Biglari, P.H. Diamond, P.W. Terry; *Phys. Fluids B* 2, 1 (1990).
- [15] F.L. Hinton; *Phys. Fluids B* 3, 696 (1991).
- [16] P.H. Diamond, Y.M. Liang, B.A. Carreras, P.W. Terry; *Phys. Rev. Lett.*, 72, 2565 (1994).
- [17] D. Forster, D.R. Nelson and M.J. Stephen; *Phys. Rev. A* 16, 732 (1977).
T.S. Hahm, in Proceedings of 1993 Korean Accelerator and Plasma Research Association and Korean Phys. Soc. Div. Plasma Phys. Joint Workshop, (KBSC, DaeJeon, Korea) 55 (1993).
- [18] R.H. Kraichnan; *J. Fluid Mech.* 5, 497 (1959).

- [19] H.W. Wyld; *Ann. Phys. (New York)*, 14, 143 (1961).
- [20] K.V. Roberts and J.B. Taylor; *Phys. Fluids* 8, 315 (1965).
- [21] T.C. Luce, et. al.; *Phys. Rev. Lett.*, 68, 52 (1992).
- [22] J.P. Christiansen, et.al.; *Nucl. Fusion* 33 863 (1993).
- [23] K.H. Burrell; *Plasma Phys. and Contr. Fusion*, 36, 291 (1994).
- [24] F.W. Perkins, et. al.; *Phys. Fluids B* 5, 477 (1993).
- [25] T.C. Luce, et.al.; in Proceedings of Fifteenth International Conference on Plasma Phys. and Contr. Fus. Research, Paper A-2-111-2, Seville, Spain (1994).

Figure Captions

- 1.) Depiction of $P_0 x$ and $P(x,t)$; Note $\delta P(x,t)$ contains information about $P_0 x$.
- 2.) Depictions of Bump and Void.
- 3.) Time evolution of a symmetric bump.
- 4.) Net motion of bump is down gradient.
- 5.) Depiction of a sandbar.
- 6.) Depiction of a sandbar in a sheared wind.
- 7.) Sandbar with perturbations due to large scale noise.

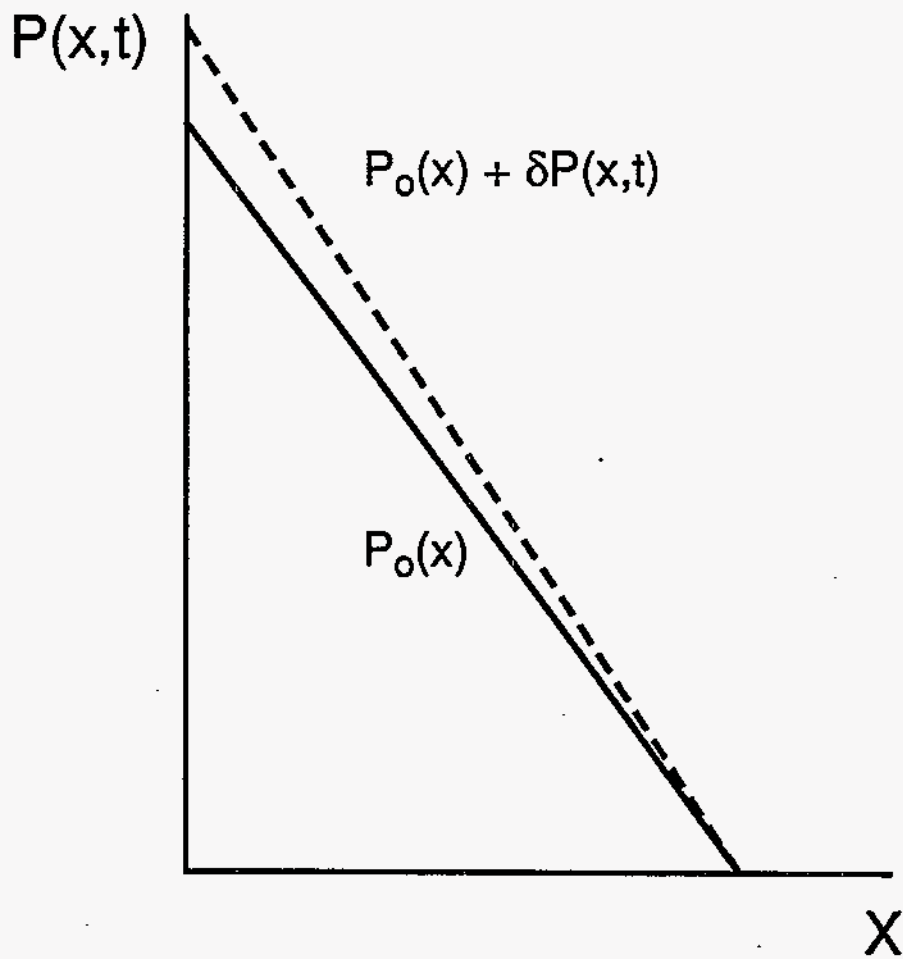


Fig. 1

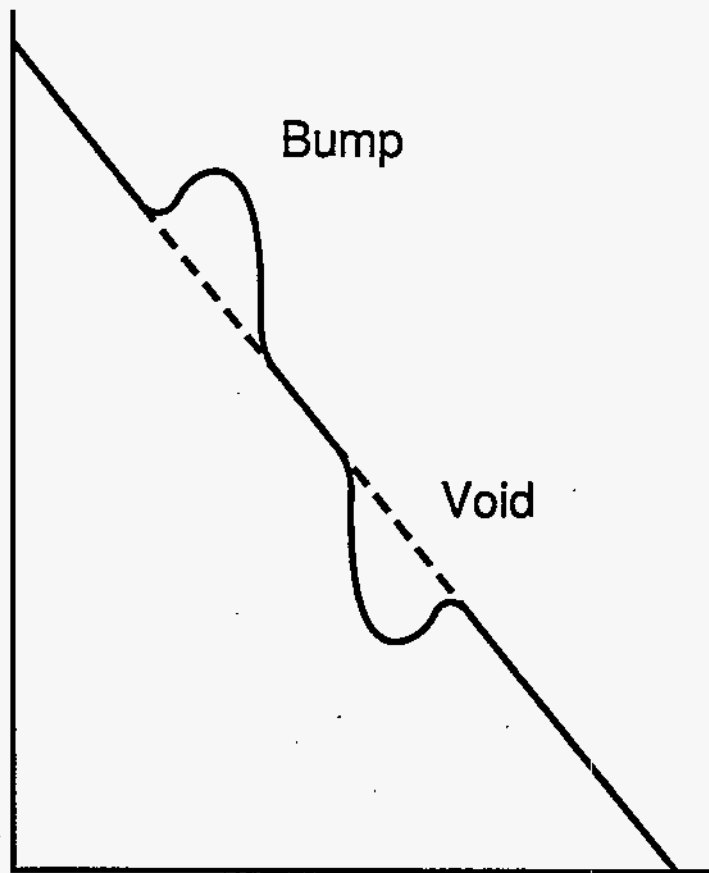
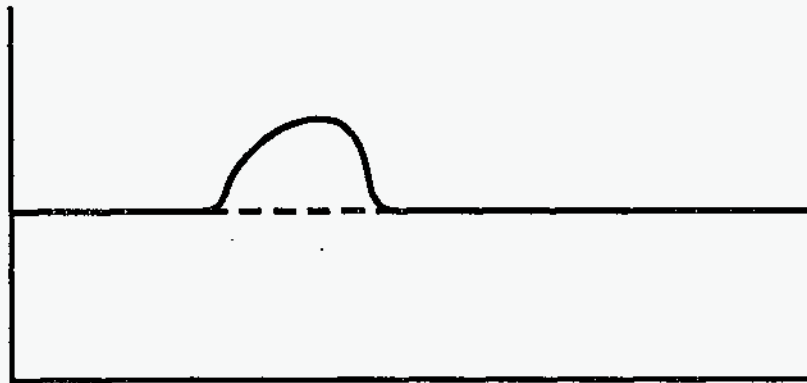
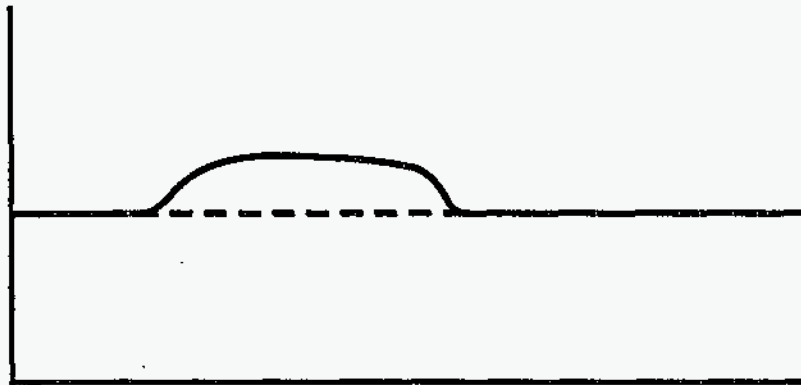


Fig. 2



(3a)



(3b)

Fig. 3

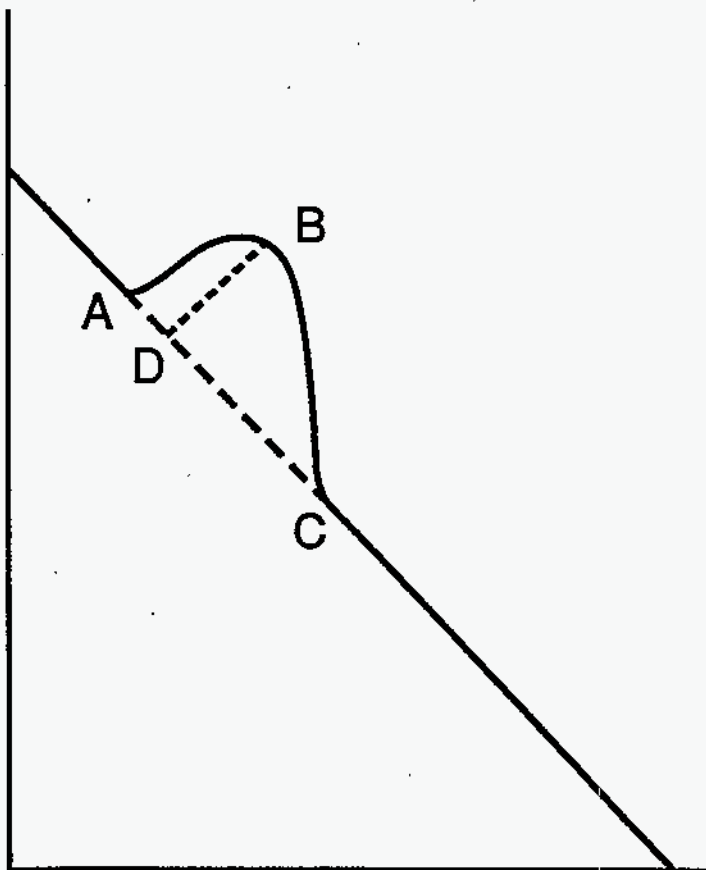


Fig. 4

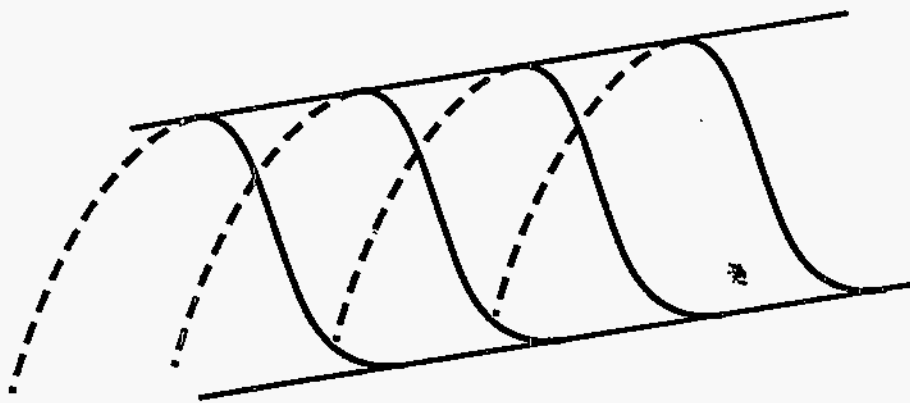


Fig. 5

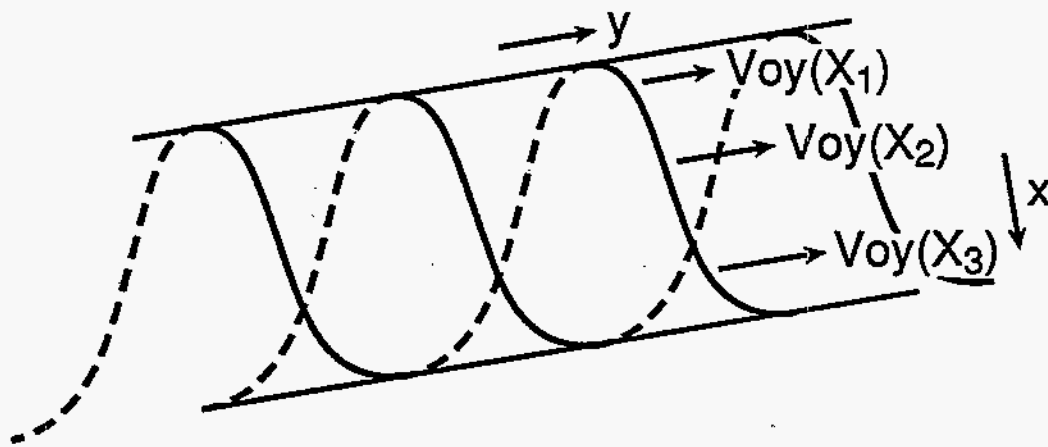


Fig. 6

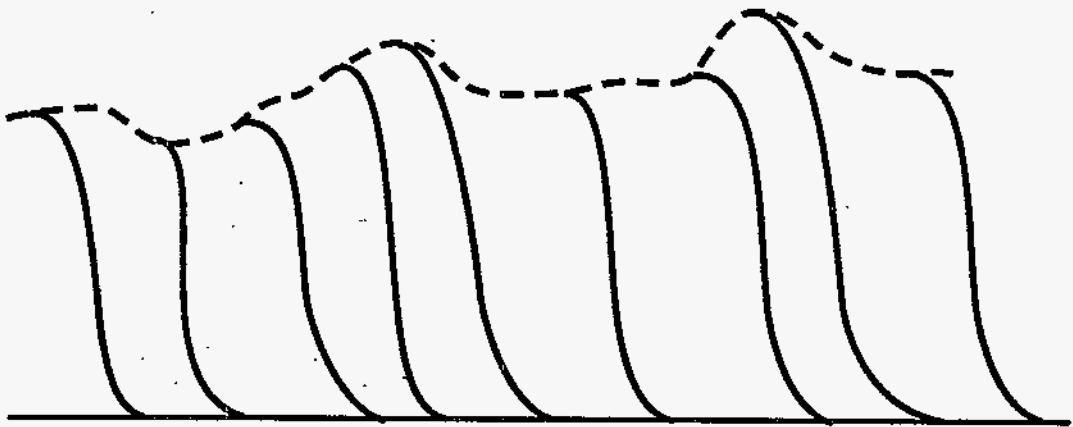


Fig. 7

EXTERNAL DISTRIBUTION IN ADDITION TO UC-420

Dr. F. Paoloni, Univ. of Wollongong, AUSTRALIA
 Prof. R.C. Cross, Univ. of Sydney, AUSTRALIA
 Plasma Research Lab., Australian Nat. Univ., AUSTRALIA
 Prof. I.R. Jones, Flinders Univ, AUSTRALIA
 Prof. F. Cap, Inst. for Theoretical Physics, AUSTRIA
 Prof. M. Heindler, Institut für Theoretische Physik, AUSTRIA
 Prof. M. Goossens, Astronomisch Instituut, BELGIUM
 Ecole Royale Militaire, Lab. de Phy. Plasmas, BELGIUM
 Commission-European, DG. XII-Fusion Prog., BELGIUM
 Prof. R. Bouciqué, Rijksuniversiteit Gent, BELGIUM
 Dr. P.H. Sakanaka, Instituto Fisica, BRAZIL
 Prof. Dr. I.C. Nascimento, Instituto Fisica, Sao Paulo, BRAZIL
 Instituto Nacional De Pesquisas Espaciais-INPE, BRAZIL
 Documents Office, Atomic Energy of Canada Ltd., CANADA
 Ms. M. Morin, CCFM/Tokamak de Varennes, CANADA
 Dr. M.P. Bachynski, MPB Technologies, inc., CANADA
 Dr. H.M. Skarsgard, Univ. of Saskatchewan, CANADA
 Prof. J. Teichmann, Univ. of Montreal, CANADA
 Prof. S.R. Sreenivasan, Univ. of Calgary, CANADA
 Prof. T.W. Johnston, INRS-Energie, CANADA
 Dr. R. Bolton, Centre canadien de fusion magnétique, CANADA
 Dr. C.R. James,, Univ. of Alberta, CANADA
 Dr. P. Lukác, Komenského Univerzita, CZECHO-SLOVAKIA
 The Librarian, Culham Laboratory, ENGLAND
 Library, R61, Rutherford Appleton Laboratory, ENGLAND
 Mrs. S.A. Hutchinson, JET Library, ENGLAND
 Dr. S.C. Sharma, Univ. of South Pacific, FIJI ISLANDS
 P. Mähönen, Univ. of Helsinki, FINLAND
 Prof. M.N. Bussac, Ecole Polytechnique,, FRANCE
 C. Mouttet, Lab. de Physique des Milieux Ionisés, FRANCE
 J. Radet, CEN/CADARACHE - Bat 506, FRANCE
 Prof. E. Economou, Univ. of Crete, GREECE
 Ms. C. Rinni, Univ. of Ioannina, GREECE
 Preprint Library, Hungarian Academy of Sci., HUNGARY
 Dr. B. DasGupta, Saha Inst. of Nuclear Physics, INDIA
 Dr. P. Kaw, Inst. for Plasma Research, INDIA
 Dr. P. Rosenau, Israel Inst. of Technology, ISRAEL
 Librarian, International Center for Theo Physics, ITALY
 Miss C. De Palo, Associazione EURATOM-ENEA , ITALY
 Dr. G. Grosso, Istituto di Fisica del Plasma, ITALY
 Prof. G. Rostangni, Istituto Gas Ionizzati Del Cnr, ITALY
 Dr. H. Yamato, Toshiba Res & Devel Center, JAPAN
 Prof. I. Kawakami, Hiroshima Univ., JAPAN
 Prof. K. Nishikawa, Hiroshima Univ., JAPAN
 Librarian, Naka Fusion Research Establishment, JAERI, JAPAN
 Director, Japan Atomic Energy Research Inst., JAPAN
 Prof. S. Itoh, Kyushu Univ., JAPAN
 Research Info. Ctr., National Instit. for Fusion Science, JAPAN
 Prof. S. Tanaka, Kyoto Univ., JAPAN
 Library, Kyoto Univ., JAPAN
 Prof. N. Inoue, Univ. of Tokyo, JAPAN
 Secretary, Plasma Section, Electrotechnical Lab., JAPAN
 Dr. O. Mitarai, Kumamoto Inst. of Technology, JAPAN
 Dr. G.S. Lee, Korea Basic Sci. Ctr., KOREA
 J. Hyeon-Sook, Korea Atomic Energy Research Inst., KOREA
 D.I. Choi, The Korea Adv. Inst. of Sci. & Tech., KOREA
 Prof. B.S. Liley, Univ. of Waikato, NEW ZEALAND
 Inst of Physics, Chinese Acad Sci PEOPLE'S REP. OF CHINA
 Library, Inst. of Plasma Physics, PEOPLE'S REP. OF CHINA
 Tsinghua Univ. Library, PEOPLE'S REPUBLIC OF CHINA
 Z. Li, S.W. Inst Physics, PEOPLE'S REPUBLIC OF CHINA
 Prof. J.A.C. Cabral, Instituto Superior Tecnico, PORTUGAL
 Prof. M.A. Hellberg, Univ. of Natal, S. AFRICA
 Prof. D.E. Kim, Pohang Inst. of Sci. & Tech., SO. KOREA
 Prof. C.I.E.M.A.T, Fusion Division Library, SPAIN
 Dr. L. Stenflo, Univ. of UMEA, SWEDEN
 Library, Royal Inst. of Technology, SWEDEN
 Prof. H. Wilhelmson, Chalmers Univ. of Tech., SWEDEN
 Centre Phys. Des Plasmas, Ecole Polytech, SWITZERLAND
 Bibliotheek, Inst. Voor Plasma-Fysica, THE NETHERLANDS
 Asst. Prof. Dr. S. Cakir, Middle East Tech. Univ., TURKEY
 Dr. V.A. Glukhikh, Sci. Res. Inst. Electrophys. I Apparatus, USSR
 Dr. D.D. Ryutov, Siberian Branch of Academy of Sci., USSR
 Dr. G.A. Eliseev, I.V. Kurchatov Inst., USSR
 Librarian, The Ukr.SSR Academy of Sciences, USSR
 Dr. L.M. Kovrizhnykh, Inst. of General Physics, USSR
 Kernforschungsanlage GmbH, Zentralbibliothek, W. GERMANY
 Bibliothek, Inst. Für Plasmaforschung, W. GERMANY
 Prof. K. Schindler, Ruhr-Universität Bochum, W. GERMANY
 Dr. F. Wagner, (ASDEX), Max-Planck-Institut, W. GERMANY
 Librarian, Max-Planck-Institut, W. GERMANY