

# On Throughput Efficiency of Geographic Opportunistic Routing in Multihop Wireless Networks

Kai Zeng · Wenjing Lou ·  
Jie Yang · Donald R. Brown III

Published online: 10 April 2008  
© Springer Science + Business Media, LLC 2008

**Abstract** Geographic opportunistic routing (GOR) has shown throughput efficiency in coping with unreliable transmissions in multihop wireless networks. The basic idea behind opportunistic routing is to take advantage of the broadcast nature and spacial diversity of the wireless medium by involving multiple neighbors of the sender into the local forwarding, thus improve transmission reliability. The existing GOR schemes typically involve as many as available next-hop neighbors into the local forwarding, and give the nodes closer to the destination higher relay priorities. In this paper, we show that it is not always the optimal way to achieve the best throughput. We introduce a framework to analyze the one-hop throughput of GOR, provide a deeper insight into the trade-off between the benefit (packet advancement and transmission reliability) and cost (medium time delay) associated with the node collaboration, and propose a local metric named *expected one-hop throughput* (EOT) to balance the benefit and cost. We also identify an upper bound of EOT and its

concavity, which indicates that even if the candidate coordination delay were negligible, the throughput gain would become marginal when the number of forwarding candidates increases. Based on the EOT, we also propose a local candidate selection and prioritization algorithm. Simulation results validate our analysis and show that the EOT metric leads to both better one-hop and path throughput than the corresponding pure GOR and geographic routing.

**Keywords** throughput efficiency · geographic opportunistic routing · multihop wireless networks

## 1 Introduction

Routing in multihop wireless networks is a challenging issue. The main difficulty lies in that wireless links can be very unstable and unreliable [6, 20]. Traditional routing protocols for wireless networks have followed the routing concept in wired networks by abstracting wireless links as wired links, and focused on finding a fixed shortest path for forwarding packets between a pair of nodes. However, it is not an ideal approach for wireless networks with broadcast links of time varying qualities. Recently, a new routing paradigm, known as opportunistic routing [3, 5, 7, 8, 14, 16–19, 21, 23], was proposed to cope with the unreliability of link quality.

The basic idea behind opportunistic routing is to integrate the network and media access control (MAC) layers such that at the network layer a set of **forwarding candidates** are selected and at the MAC layer one node is chosen as the **actual relay**. Owing to the broadcast nature and spatial diversity of the wireless medium, the probability of at least one forwarding candidate

---

This work was supported in part by the US National Science Foundation under grants CNS-0626601, CNS-0716306 and CCF-0447743.

---

K. Zeng (✉) · W. Lou · J. Yang · D. R. Brown III  
Department of ECE, Worcester Polytechnic Institute,  
Worcester, MA 01609, USA  
e-mail: kzeng@ece.wpi.edu

W. Lou  
e-mail: wjlou@ece.wpi.edu

J. Yang  
e-mail: abbyyang@ece.wpi.edu

D. R. Brown III  
e-mail: drb@ece.wpi.edu

correctly receiving the packet will increase when multiple candidates are involved, thus improve the packet delivery efficiency such as throughput [3, 8] or energy efficiency [14, 23].

Two important issues of opportunistic routing are forwarding candidates selection and relay priority assignment. Several variants of opportunistic routing [8, 14, 23, 24] leverage the location information of nodes to select forwarding candidates and prioritize them. For example, in [23], all the available next-hop neighbors that are nearer than the sender to the destination are selected as the candidates, and the nodes closer to the destination are given higher relay priorities. In this paper, we mainly focus on this kind of geographic opportunistic routing (GOR).

Intuitively, giving nodes closer to the destination higher relay priorities will maximize the expected packet advancement. However it is not always the case to maximize the throughput, especially when the packet reception ratios from the sender to the neighbors that make large advancements are low. Since before relaying the packet, lower-priority candidates always need to wait for a certain period of time to confirm that higher-priority candidates have not relay the packet, it will introduce larger latency if higher-priority candidates are very unlikely to receive the packet correctly. On the other hand, it is also not a good strategy to involve as many as possible next-hop nodes as candidates. Although involving more forwarding candidates tends to increase the packet advancement and delivery reliability, the medium time needed for ensuring only one actual forwarder to relay the packet is also expected to increase when more forwarding candidates are involved. So there exists a trade-off between the medium time [2], which is directly relative to the throughput, and other performance goals, such as packet advancement and delivery reliability. This trade-off is not well studied in the existing works [3, 14, 23, 24].

In this paper, we endeavor to study the impact of candidate selection, prioritization and coordination on the distance-reliability-time trade-off in GOR. We introduce a local metric, *expected one-hop throughput* (EOT), to balance these factors. We also derive an upper bound of the EOT, and unveil its concavity, which indicates that the gained throughput becomes marginal when the number of forwarding candidates increases. Based on EOT, we further propose a heuristic algorithm to select the forwarding candidates and assign relay priority to them. The simulation results validate our analysis and show that EOT metric leads to both better one-hop and path throughput than the corresponding pure GOR and geographic routing.

## 2 Problem formulation

### 2.1 System model

In this paper, we consider the local GOR scenario such as the example in Fig. 1. Assume node  $S$ , i.e., the sender, is forwarding a packet to a destination  $D$ , and  $s_i$  is one of  $S$ 's neighbors which are closer to  $D$  than  $S$ . Let  $\mathcal{C}$  be the set of  $s_i$  which we name as the **available next-hop node set** of  $S$ , and  $N = |\mathcal{C}|$ , which is the number of nodes in  $\mathcal{C}$ . Like geographic routing, we assume  $S$  is aware of the location information<sup>1</sup> of itself,  $s_i$ 's and  $D$ . Define  $a_i$  in Eq. 1 as the **packet advancement** to the destination when a packet sent by  $S$  is relayed by  $s_i$ .

$$a_i = d(S, D) - d(s_i, D) \quad (1)$$

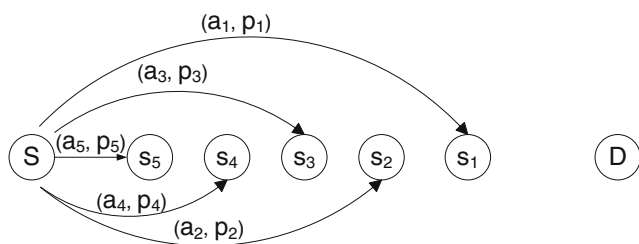
where  $d(S, D)$  and  $d(s_i, D)$  are the Euclidian distances between  $S$  and  $D$  and between  $s_i$  and  $D$ , respectively.

Without loss of generality, we assume all the nodes in  $\mathcal{C}$  are indexed from  $s_1$  to  $s_N$  in descending order according to the advancement  $a_i$ , i.e.,  $a_m \geq a_n, \forall s_m, s_n$  where  $m < n$ . Each link from  $S$  to  $s_i$  is associated to a pair,  $(a_i, p_i)$ , where  $p_i$  is the data packet reception ratio (PRR) from node  $S$  to  $s_i$ . We say a node is a **neighbor** of  $S$  when the PRR from  $S$  to it is larger than some non-negligible probability threshold<sup>2</sup>. The PRR information on each link can be obtained by using probe messages [6, 10] and is assumed to be independent. Let  $\mathcal{F}$  denote the **forwarding candidate set** of node  $S$ , which includes all the nodes selected to get involved in the local collaborative forwarding, and  $r = |\mathcal{F}|$ . Here  $\mathcal{F}$  is a subset of  $\mathcal{C}$ , while in the existing pure opportunistic routing protocols [3, 23, 24],  $\mathcal{F} = \mathcal{C}$ .

The GOR procedure is as follows: node  $S$  selects  $\mathcal{F}$  based on its knowledge of  $\mathcal{C}$  ( $a_i$ 's and  $p_i$ 's); then broadcasts the data packet to the forwarding candidates in  $\mathcal{F}$  after detecting the channel is idle. Candidates in  $\mathcal{F}$  follow a specific priority to relay the packet, that is, a forwarding candidate will only relay the packet if it received the packet correctly and all the nodes with higher priorities failed to do so. The actual forwarder will become a new sender and suppress all the other potential forwarders in  $\mathcal{F}$ . When no forwarding candidate has successfully received the packet, the sender will retransmit the packet if retransmission is enabled. The

<sup>1</sup>The node location information can be obtained by prior configuration, by the Global Positioning System (GPS) receiver, or through some sensor self-configuring localization mechanisms such as [4, 12].

<sup>2</sup>In this paper, we set the threshold as 0.1.



**Figure 1** Node *S* is forwarding a packet to a remote destination *D*

sender will drop the packet when the retransmissions reach the limit. This procedure iterates until the packet arrives at the destination.

### 2.2 Impact of candidate selection, prioritization and coordination on throughput

To ensure the relay priority among the forwarding candidates, a MAC protocol similar to those proposed in [8, 23, 24] is necessary. For example, a feasible MAC protocol could proceed as following: when the sender decides the  $\mathcal{F}$  and detects the channel is idle for a while, it broadcasts the data packet, in which the intended MAC address of the forwarding candidates and their relay priorities are included. To ensure the candidates to follow the priorities to relay the packet, the candidate with  $i^{th}$  priority will wait  $(i - 1)T_{ACK}$  ( $T_{ACK}$  is time needed for transmitting an ACK packet) time before it sends out the ACK when it received the packet correctly or keep silent otherwise. Here the ACK message plays two roles, one is for acknowledgement to the sender, the other is for suppressing lower-priority candidates. That is, whenever a lower-priority candidate hears an ACK sent from a higher-priority candidate, it will suppress itself from relaying the packet. In our analysis, we assume the relay priority can be strictly enforced, i.e., for this feasible MAC protocol, the ACK can be correctly received by the sender and the candidates with probability 1. This assumption is reasonable because typically the ACK packet is small and broadcast at the basic rate, it is unlikely to be lost and can be transmitted correctly for a longer range than the data packet.

We define the one-hop medium time consumed by the  $i^{th}$  candidate as the time slot from the time when the sender is going to broadcast the packet to the time when the  $i^{th}$  candidate claims it receives the packet. Although the medium time for locally forwarding a packet varies for different MAC protocols, for any protocol, it can be divided into two parts. One part is the sender delay and

the other part is candidate coordination delay, which are defined as follows:

- $T_s$ : the sender delay defined in Eq. 2 which can be further divided into three parts: channel contention time ( $T_c$ ), data transmission time ( $T_d$ ) and propagation delay ( $T_{prop}$ ).

$$T_s = T_c + T_d + T_{prop} \tag{2}$$

For a contention-based MAC protocol (like 802.11),  $T_c$  is time needed for the sender to acquire the channel before it transmits the data packet, which may include the back-off time, Distributed Interframe Space (DIFS) and time for transmitting Ready-To-Send packet.  $T_d$  is equal to protocol heads transmission time ( $T_h$ ) plus data payload transmission time  $T_{pl}$ , which is

$$T_d = T_h + T_{pl} \tag{3}$$

$T_{prop}$  is the time for the signal propagating from the sender to the candidates, which can be ignored when electromagnetic wave is transmitted in the air.

- $T_f(i)$ : the  $i^{th}$  forwarding candidate coordination delay which is the time needed for the  $i^{th}$  candidate to acknowledge the sender and suppress other potential forwarders. Note that  $T_f(i)$  is an increasing function of  $i$ , since the lower-priority forwarding candidates always need to wait and confirm that no higher-priority candidates have relayed the packet before it takes its turn to relay the packet.

Thus, the total medium time needed for a packet delivered from the sender to the  $i^{th}$  forwarding candidate is

$$t_i = T_s + T_f(i) \tag{4}$$

In the following subsections, we will give examples to illustrate how the candidate prioritization, selection and coordination will affect the expected packet advancement, reliability and medium time cost, which indeed affect the one-hop throughput.

#### 2.2.1 Impact of candidate relay priority on throughput

One factor that will affect the throughput is the candidate relay priority. We use the local forwarding example in Fig. 1, and assume  $a_1$  to  $a_5$  is normalized to be 1, 0.8, 0.6, 0.3, and 0.1 respectively and  $p_1$  to  $p_5$  is 0.1,

0.4, 0.55, 0.8, and 0.9 respectively. We use the IEEE 802.11 DSSS PHY parameter set (in Table 1) to calculate the medium time cost. Assuming data payload size  $L_{pl} = 512$  bytes and ignoring the propagation delay,  $T_s$ ,  $T_f(i)$  and  $t_i$  are:

$$\begin{aligned} T_s &= T_{DIFS} + T_h + L_{pl}/BR = 638 \mu s \\ T_f(i) &= (T_{ACK} + T_{SIFS})i = 212i \mu s \\ t_i &= 638 + 212i \mu s \end{aligned} \quad (5)$$

Let's first assume all the available next-hop neighbors are involved in the local forwarding and candidates with larger advancements have higher relay priorities. Assume the sender sends sufficient large number of packets,  $N$ , then statistically there are  $p_1 N$  number of packets relayed by candidate  $s_1$  with packet advancement of  $a_1$  and the corresponding medium time is  $t_1 p_1 N$ . Similarly there are  $p_2(1 - p_1)N$  number of packets relayed by  $s_2$  with packet advancement of  $a_2$  and the corresponding medium time cost of  $t_2 p_2(1 - p_1)N$ . If we define the throughput or transport capacity [9] as the bit-meters successfully transmitted per second. Then totally, there are  $L_{pl} \cdot \sum_{i=1}^5 a_i(p_i N) \prod_{w=0}^{i-1} (1 - p_w)$  bit-meters are successfully transmitted, and the corresponding medium time cost is  $\sum_{i=1}^5 t_i(p_i N) \prod_{w=0}^{i-1} (1 - p_w) + t_5(N \cdot \prod_{w=1}^5 (1 - p_w))$ . So from a long term point of view, the one-hop throughput is 2.16 Mbmps. However, if we assume the forwarding priority as  $s_2 > s_3 > s_4 > s_5 > s_1$ , we get the one-hop throughput as 2.34 Mbmps, which is larger than the previous case. This result contradicts the common sense that candidates closer to the destination should relay packets first. The reason behind this result is that since the largest-advancement candidate has poor link quality from the sender, in most of the times, it will not receive the packet correctly, but lower-priority candidates always have to wait for a period of time to confirm this situation before they have chances to relay

the packet, thus increase the total medium time cost, which in result degrades the throughput.

### 2.2.2 Impact of candidate selection on throughput

Another factor that affects the throughput is the candidate selection. Intuitively, different candidate sets with the same number of forwarding candidates will achieve different throughput. For example, candidate set  $\langle s_1, s_4, s_5 \rangle$  achieves throughput of 1.28 Mbmps, while candidate set  $\langle s_2, s_3, s_4 \rangle$  achieves much higher throughput of 2.35 Mbmps. So we should carefully select forwarding candidates that indeed help improve the throughput. Furthermore, different number of forwarding candidates will also result in different throughput. Actually, candidate set  $\langle s_2, s_3, s_4 \rangle$  achieves the largest throughput among all the candidate combination and prioritization in this example. When all the available next-hop nodes are involved as forwarding candidates, the throughput dose not increase while slightly drops. It gives us a clue that it is not necessary to include as many as next-hop neighbors as candidates, and it may be sufficient to just involve a few of "good" candidates to achieve the maximum one-hop throughput.

### 2.2.3 Impact of candidate coordination on throughput

The third key factor that will affect the throughput is the candidate coordination delay. Here we use two extreme cases to illustrate the potential impact of this factor on the throughput. First, we assume this delay is negligible, that is, the lower-priority candidates can relay the packet immediately when higher-priority candidates failed to do so. In this case, we should involve all the available next-hop neighbors into opportunistic forwarding, because any extra included candidates would help to improve the relay reliability but without introducing any extra delay. We should also give candidates closer to the destination higher relay priorities, since larger-advancement candidates should always try first in order to maximize the expected packet advancement, even if they were unlikely to receive the packet correctly. If they failed to relay the packet, the lower-priority candidates would instantaneously relay the correctly received packet without needing to wait. On the other hand, if the candidate coordination delay is very large comparing to the sender delay, then it is preferable to retransmit the packet in stead of waiting for other forwarding candidates to relay the packet. In this case, one candidate may be optimal. So this factor does affect the throughput, and we will discuss it in more detail in our analysis and simulation.

**Table 1** IEEE 802.11 DSSS PHY parameter set

Parameter	Value
Basic Bit Rate (BBR)	1 Mbps
Bit Rate (BR)	11Mbps
PHY Header Size (PHS)	192 bits
MAC Header Size (MHS)	272 bits
$T_h$	PHS/BBR + MHS/BR
$T_{ACK}$	112/BR + PHS/BBR
$T_{SIFS}$	10 $\mu s$
$T_{DIFS}$	50 $\mu s$

### 2.3 Expected one-hop throughput (EOT)

According to the analysis above, for a given forwarding candidate set  $\mathcal{F}$ , we now propose a new local metric, EOT (in Eq. 6), to characterize the local behavior of GOR in terms of bit-meter advancement per second.

$$R(\mathcal{F}_j) = L_p \cdot \frac{\sum_{i=1}^r a_i p_i \cdot \prod_{w=0}^{i-1} \bar{P}_{j_w}}{t_r \bar{P}_{\mathcal{F}} + \sum_{i=1}^r t_i p_i \cdot \prod_{w=0}^{i-1} \bar{P}_{j_w}} \quad (6)$$

where  $\mathcal{F}_j = \langle s_{j_1}, \dots, s_{j_r} \rangle$ , which is an ordered set of the nodes in  $\mathcal{F}$  with priority  $s_{j_1} > \dots > s_{j_r}$ ;  $p_{j_0} := 0$ ;  $\bar{P}_{j_w} = 1 - p_{j_w}$ ; and

$$\bar{P}_{\mathcal{F}} = \prod_{i=1}^r (1 - p_i) \quad (7)$$

which is the probability of none of the forwarding candidates in  $\mathcal{F}$  successfully receiving the packet in one physical transmission from the sender.

The physical meaning of the EOT defined in Eq. 6 is the expected bit advancement per second for a local GOR procedure. EOT integrates the packet advancement, relay reliability, and MAC medium time cost. The intuitions to maximize EOT are as following: 1) as the whole path achievable throughput is less than per-hop throughput on each link, to maximize the local EOT is likely to increase the path throughput; 2) the path delay is the summation of per-hop delay, which is actually relative to the delay introduced by transmitting the packet and coordinating the candidates. As the per-hop delay factors ( $T_s$  and  $T_f(i)$ ) are integrated in the denominators of EOT, to maximize EOT is also implicitly to decrease per-hop delay, which may further decrease the path delay. 3) as EOT also takes into account the packet advancement to the destination, maximizing it potentially decreases hop counts needed to relay the packet to the destination, which may lead to fewer transmissions, alleviated interference to other flows, and decreased delay.

In the following sections, we will examine the behavior of GOR by identifying an upper bound of the EOT and the concavity of the maximum EOT. After that, we will propose a heuristic algorithm to select the forwarding candidates and assign the relay priority to approach an optimal EOT.

### 3 Upper bound of EOT and its concavity

This section studies the performance of GOR in terms of the EOT. We derive an upper bound of EOT and

indicate that the EOT gain becomes marginal when more forwarding candidates are involved.

#### 3.1 Upper bound of EOT

Lemma 1 introduces an upper bound of EOT as follows:

**Lemma 1** *Given a forwarding candidate set  $\mathcal{F}$ , the EOT defined in Eq. 6 is upper bounded by  $R^*$  defined as follows:*

$$R^* = L_{pl} \cdot \frac{\sum_{i=1}^r a_i p_i \cdot \prod_{w=0}^{i-1} \bar{P}_w}{T_s} \quad (8)$$

*Note that candidates in the  $\mathcal{F}$  are descendingly sorted according to the advancement, s.t.  $a_m \geq a_n, \forall s_m, s_n \in \mathcal{F}$ , and  $m < n$ .*

*Proof* The minimum value of the denominator of Eq. 6  $T_s$  when  $t_i = T_s$ , i.e.  $T_f(i) = 0 (1 \leq i \leq r)$ . Denote the numerator of Eq. 6 as

$$g(\mathcal{F}_j) = \sum_{i=1}^r a_i p_i \cdot \prod_{w=0}^{i-1} \bar{P}_{j_w} \quad (9)$$

Now it is sufficient to prove that for any ordered candidate set  $\mathcal{F}_j$ , we have  $g(\mathcal{F}_j) \leq g(\mathcal{F})$ . This is equivalent to prove that the maximum  $g(\mathcal{F}_j)$  is obtained by prioritizing the forwarding candidates according to the advancement, s.t.  $a_m \geq a_n \forall m < n$ . We prove this by induction on  $r$ , the size of  $\mathcal{F}$ .

First, for  $r = 1$ , obviously  $g(\mathcal{F}_j) \leq g(\mathcal{F})$ .

Next, we assume  $g(\mathcal{F}_j) \leq g(\mathcal{F})$  holds for  $r = M (M \geq 1)$ , we want to prove it holds for  $r = M + 1$ .

For  $r = M + 1$ ,  $\mathcal{F}$  can be divided into two complementary sub-sets,  $\mathcal{A} = \mathcal{F} \setminus \{s_m\}$  with  $M$  nodes and  $\mathcal{B} = \{s_m\}$  with 1 node. Then

$$\begin{aligned} g(\mathcal{F}_j) &= g(\mathcal{A}_j) + \bar{P}_{\mathcal{A}} \cdot g(\{s_m\}) \\ &\leq R := g(\mathcal{A}) + \bar{P}_{\mathcal{A}} \cdot g(\{s_m\}) \end{aligned} \quad (10)$$

The first equality holds for the definitions of  $g(\mathcal{F}_j)$  and the second inequality holds for the inductive hypothesis. So it suffices to prove  $\forall m (1 \leq m \leq M)$ , we have  $R \leq g(\mathcal{F})$ . This can be proved as follows:

$$g(\mathcal{F}) - R = \frac{1}{P_m} \sum_{k=m+1}^{M+1} (a_m - a_k) p_m p_k \prod_{w=0}^{k-1} \bar{P}_w \geq 0 \quad (11)$$

where  $\bar{P}_0 := 1$ .

The inequality holds as  $a_m \geq a_k \forall m < k$ . So Eq. 8 is an upper bound of Eq. 6 for any given  $\mathcal{F}$ .  $\square$

Lemma 1 basically shows that under some idealized MAC scheduling where the coordination delay among the forwarding candidates is negligible, the maximum EOT can be achieved by giving candidates closer to the destination higher relay priorities.

### 3.2 Concavity of the upper bound of EOT

Lemma 1 gives the upper bound of EOT and the corresponding relay priority rule when  $\mathcal{F}$  is given. The followed question is how the upper bound changes for different set of  $\mathcal{F}$ . We answer this question and unveil the concavity of the upper bound of EOT in Theorem 1.

**Theorem 1** *Given the available next-hop node set  $\mathcal{C}$  with  $N$  ( $N \geq 1$ ) nodes, define  $R^*(r)$  as the upper bound of the EOT by selecting any  $r$  candidates from  $\mathcal{C}$ , then  $R^*(r)$  is an increasing and concave function of  $r$ .*

*Proof*<sup>3</sup> Denote  $\mathcal{F}_r^*$  as the feasible candidate set that achieves  $R^*(r)$ . According to Eq. 8 and 9,

$$R^*(r) = L_{pl} \cdot \frac{g(\mathcal{F}_r^*)}{T_s} \tag{12}$$

Since  $L_{pl}$  and  $T_s$  are both constants, it suffices to prove  $g(\mathcal{F}_r^*)$  is an increasing and concave function. It's not difficult to see that

$$g(\mathcal{F}_{r+1}^*) \geq g(\langle \mathcal{F}_r^*, s_m \rangle) > g(\mathcal{F}_r^*) \tag{13}$$

where  $s_m \in \mathcal{C}$  and  $s_m \notin \mathcal{F}_r^*$ .

To prove the concavity of  $g(\mathcal{F}_r^*)$ , we first refer to the proved containing property in [16] that  $\forall \mathcal{F}_{r-1}^*, \exists \mathcal{F}_r^*$ , s.t.

$$\mathcal{F}_{r-1}^* \subset \mathcal{F}_r^* \quad \forall 1 \leq r \leq N \tag{14}$$

Then according to the containing<sup>4</sup> property, we assume  $\mathcal{F}_{r+1}^* \setminus \mathcal{F}_r^* = \{s_k\}$ , and  $\mathcal{F}_r^* \setminus \mathcal{F}_{r-1}^* = \{s_j\}$ . There are two cases for the advancement relationship between node  $s_k$  and  $s_j$ .

1)  $a_k > a_j$ . Then  $\mathcal{F}_{r+1}^*, \mathcal{F}_r^*$  and  $\mathcal{F}_{r-1}^*$  can be represented as

$$\begin{aligned} \mathcal{F}_{r+1}^* &= \langle \mathcal{A}_1, s_k, \mathcal{A}_2, s_j, \mathcal{A}_3 \rangle, & \mathcal{F}_r^* &= \langle \mathcal{A}_1, \mathcal{A}_2, s_j, \mathcal{A}_3 \rangle, \\ \mathcal{F}_{r-1}^* &= \langle \mathcal{A}_1, \mathcal{A}_2, \mathcal{A}_3 \rangle \end{aligned} \tag{15}$$

<sup>3</sup>Due to space limit, we only provide a sketch of the proof.

<sup>4</sup>In this paper, an ordered node set  $\mathcal{A}$  containing another ordered node set  $\mathcal{B}$  means  $\mathcal{A}$  is obtained by inserting a new node into  $\mathcal{B}$  but keeping the priority relationship of nodes in  $\mathcal{B}$  unchanged. It's not necessary for  $\mathcal{B}$  being a subsequence of  $\mathcal{A}$ .

where  $\mathcal{A}_i$  ( $1 \leq i \leq 3$ ) is ordered node set and can be  $\emptyset$ . With

$$B := g(\mathcal{F}_r^*) - g(\langle \mathcal{A}_1, s_k, \mathcal{A}_2, \mathcal{A}_3 \rangle) \geq 0 \tag{16}$$

we have

$$\begin{aligned} & [g(\mathcal{F}_r^*) - g(\mathcal{F}_{r-1}^*)] - [g(\mathcal{F}_{r+1}^*) - g(\mathcal{F}_r^*)] \\ &= B + (1 - p_{\mathcal{A}_1})(1 - p_{\mathcal{A}_2})p_k p_j (a_j - g(\mathcal{A}_3)) > 0 \end{aligned} \tag{17}$$

where  $p_{\mathcal{A}_i}$  is the probability of at least one node in  $\mathcal{A}_i$  receives the packet correctly.

Inequality (17) holds because  $B \geq 0$  (inequality (16)) and  $a_j - g(\mathcal{A}_3) > 0$ .

2)  $a_k < a_j$ . Similarly,

$$\begin{aligned} \mathcal{F}_{r+1}^* &= \langle \mathcal{A}_1, s_j, \mathcal{A}_2, s_k, \mathcal{A}_3 \rangle, & \mathcal{F}_r^* &= \langle \mathcal{A}_1, s_j, \mathcal{A}_2, \mathcal{A}_3 \rangle, \\ \mathcal{F}_{r-1}^* &= \langle \mathcal{A}_1, \mathcal{A}_2, \mathcal{A}_3 \rangle \end{aligned} \tag{18}$$

With

$$B := g(\mathcal{F}_r^*) - g(\langle \mathcal{A}_1, \mathcal{A}_2, s_k, \mathcal{A}_3 \rangle) \geq 0 \tag{19}$$

we have

$$\begin{aligned} & [g(\mathcal{F}_r^*) - g(\mathcal{F}_{r-1}^*)] - [g(\mathcal{F}_{r+1}^*) - g(\mathcal{F}_r^*)] \\ &= B + (1 - p_{\mathcal{A}_1})(1 - p_{\mathcal{A}_2})p_k p_j (a_k - g(\mathcal{A}_3)) > 0 \end{aligned} \tag{20}$$

From the analysis above, we know  $R^*(r)$  is an increasing and concave function of  $r$ .  $\square$

Theorem 1 indicates that even if the coordination delay among the forwarding candidates were negligible, the throughput gain by increasing the number of the forwarding candidates would become marginal. So it may only need to involve a small number of forwarding candidates to achieve the best EOT.

## 4 Heuristic candidate selection algorithm

A straightforward way to get the optimal  $\mathcal{F}$  and the corresponding  $\mathcal{F}_j$  to maximize the EOT is to try all the ordered subset of  $\mathcal{C}$ , which runs in  $\Omega(N!)$  time, where  $N$  is the number of available next-hop nodes. It is, however, not feasible when  $N$  is large. In this section, we propose a heuristic candidate selection and prioritization algorithm to get a solution approaching the optimal EOT.

By observing Eq. 6, we can find that the candidate achieving the maximum EOT by selecting 1 node from

**Table 2** Pseudocode of finding an ordered candidate set  $\mathcal{F}_m$ , and the corresponding  $R_m$  for a given available next-hop set  $\mathcal{C}$

```

GetMEOT( $\mathcal{C}$ )
1  $\mathcal{F}_m \leftarrow \emptyset; R_m \leftarrow 0; \mathcal{A} \leftarrow \mathcal{C} - \mathcal{F}_m;$ 
2 while ( $\mathcal{A} \neq \emptyset$ ) do
3    $\mathcal{F} \leftarrow \mathcal{F}_m;$ 
4   for each node  $s_n \in \mathcal{A}$ 
5     for  $i$  from 0 to  $|\mathcal{F}_m|$ 
6        $\mathcal{F}_i \leftarrow$  Insert  $s_n$  between  $F(i)$  and  $F(i + 1);$ 
7       Get  $R$  on  $\mathcal{F}_i$  according to Eq. 6;
8       if ( $R > R_m$ )
9          $R_m \leftarrow R; \mathcal{F}_m \leftarrow \mathcal{F}_i$ 
10      end for
11    end for
12     $\mathcal{A} \leftarrow \mathcal{C} - \mathcal{F}_m;$ 
13  end while
14 return( $\mathcal{F}_m, R_m$ );
    
```

$\mathcal{C}$  is contained in at least one candidate set achieving the maximum EOT by selecting  $r$  ( $1 \leq r \leq |\mathcal{C}|$ ) nodes from  $\mathcal{C}$ . Because if it were not the case, we could always substitute the lowest-priority node in the optimal set (with  $r$  nodes) to get another new candidate set which achieves an EOT no smaller than that of the optimal set, which is a contradiction. Then, we propose the algorithm GetMEOT in Table 2 which finds an  $\mathcal{F}$  based on this observation. This algorithm greedily adds a new node into the current optimal/suboptimal  $\mathcal{F}$  containing  $r$  nodes without changing the priorities among the  $r$  nodes to get an optimal/suboptimal  $\mathcal{F}$  with  $r + 1$  nodes. Finally, the candidate set with the maximum EOT is returned. This algorithm runs in  $O(|\mathcal{C}|^3)$ . An interesting result is that this algorithm almost surely finds the actual global optimal  $\mathcal{F}$  in our simulation.

**5 Performance evaluation**

We validate the concavity of the upper bound of EOT and evaluate the one-hop performance as well as the path performance of GOR that applies the GetMEOT algorithm by simulation. We compare the GOR with the geographic routing which selects one neighbor with maximum  $a_j p_j$  [11, 13], and the pure opportunistic routing which involves all the available next-hop nodes with nodes closer to the destination having higher relay priorities.

**5.1 Simulation setup**

We assume  $T_s = T_{backoff} + T_{DIFS} + T_h + L_{pl}/BR$  and  $T_f(i) = (T_{ACK} + T_{SIFS})i$ , which are calculated accord-

ing to Table 1, by assuming  $L_{pl} = 512bytes$ . The simulated network has stationary nodes uniformly distributed in a  $1200 \times 1200 m^2$  square region with nodes having identical transmission power of 15dbm. The source and the destination nodes are fixed at two corners across the diagonal of the square area. We also assume an ideal collision-free MAC such that packet loss is only due to the randomness of link quality, and at any time there is only one transmission scheduled. The results are averaged from 200 runs, and in each run, there are 2000 packets delivered to the destination. To investigate the impact of node density on the performance of these routing schemes, we vary the number of nodes as 35, 50, 80, 100, which corresponds to different node densities as 11, 16, 22, 34 neighbors per node.

We use the Nakagami distribution [15] to describe the power  $x$  of a received signal:

$$f(x; m, \Omega) = \frac{m^m x^{m-1}}{\Gamma(m)\Omega^m} \exp\left(-\frac{mx}{\Omega}\right) \tag{21}$$

where  $\Gamma$  is the Gamma function,  $m$  denotes the Nakagami fading parameter and  $\Omega$  is the average received power. We set  $m = 1$  in our simulation. Assuming two-ray signal propagation,  $\Omega$  can be expressed in Eq. 22 as a function of  $d$ , the distance between the sender and receiver.

$$\Omega(d) = \frac{P_t G_t G_r h_t^2 h_r^2}{d^n} \tag{22}$$

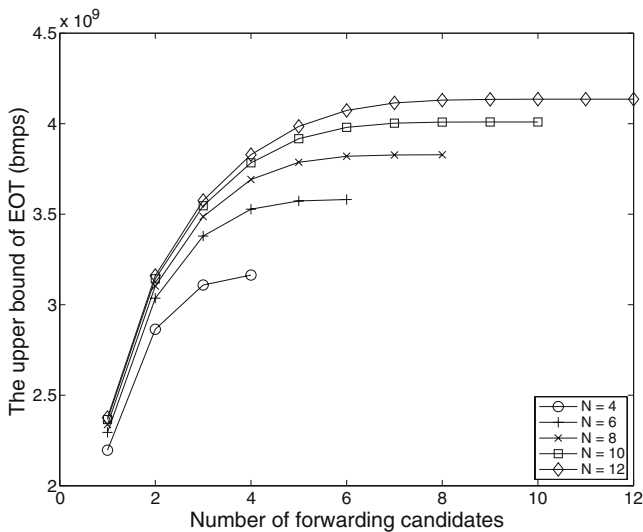
where  $P_t$  is the transmission power,  $G_t$  and  $G_r$  the antenna gains,  $h_t$  and  $h_r$  the antenna heights, and  $n$  the path-loss exponent. We set  $G_t = G_r = 1, h_t = h_r = 1.5m$ , and  $n = 4$  in our simulation.

We assume a packet is received successfully if the received signal power is greater than the receiving power threshold. According to 802.11b [1], the threshold for 11Mbps data rate is -82dbm. Then by using Eq. 21 and 22, we can derive the PRR at a certain distance  $d$ .

**5.2 Evaluation metrics**

We define the following evaluation metrics:

- One-hop throughput: number of bit-meters successfully delivered per second medium time in one-hop with unit of *bmps*.
- Path throughput: number of bit-meters successfully delivered per second from the source to the destination in the whole duration of simulation with unit of *bmps*.

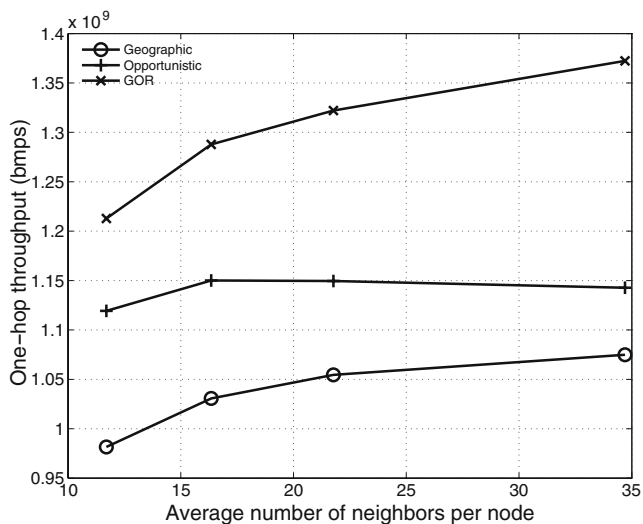


**Figure 2** The upper bound of EOT under different number of available next-hop neighbors

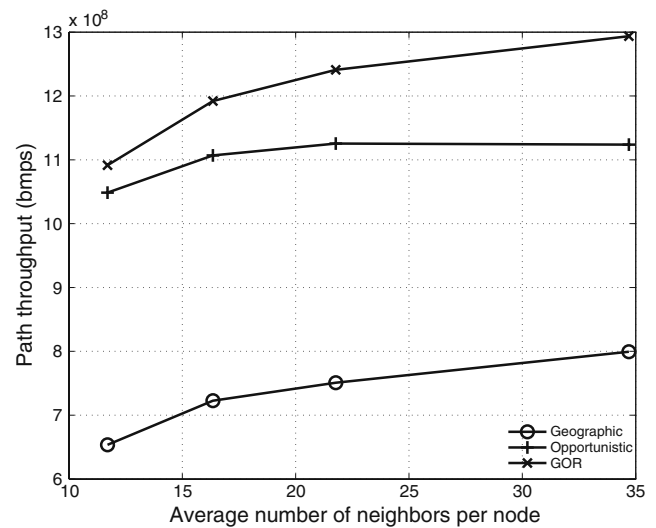
### 5.3 Simulation results and analysis

#### 5.3.1 Concavity of the upper bound of EOT

In this subsection, we study the concavity of the upper bound of EOT. The nodes are uniformly distributed and the size of the available next-hop nodes is various from 4 to 12. From Fig. 2 we can see that the upper bound of EOT increases when the number of the forwarding candidates increases, and when the network becomes denser (N is larger), the EOT is larger. A very interesting result is that under different node densities,



**Figure 3** One-hop throughput under various node densities



**Figure 4** Path throughput under various node densities

the shapes of all the curves are nearly the same, which manifests that no matter what the node density is, the gained EOT of involving more forwarding candidates becomes marginal. The slopes of all the curves approach to 0 when the number of forwarding candidates is larger than 4.

#### 5.3.2 One-hop and path performance

The one-hop throughput of the three protocols under different node densities are shown in Fig. 3. We see that, our scheme (GOR) achieves the best one-hop throughput in the three schemes. The pure opportunistic routing that involves all the available next-hop nodes into the local forwarding is not optimal. The geographic routing that only includes one forwarding candidate performs worst, because it has the lowest per hop transmission reliability, then need more physical retransmissions to make a successful data delivery at the network layer.

Figure 4 shows the path throughput of the three routing schemes, which represents the same trend as the one-hop performance in Fig. 3. This indicates that the per-hop optimization of EOT also implies optimal path throughput.

## 6 Related work

### 6.1 Geographic routing

A key advantage of geographic routing is that the nodes are not required to maintain extensive routing



tables, and can make simple routing decisions based on the local geographic position of its neighboring nodes. More recent works on geographic routing are focused on lossy channel situations. Seada, et al. [13] concluded that packet advancement timing packet reception ratio is an optimal metric for making localized geographic routing decisions in lossy wireless networks with ARQ (Automatic Repeat reQuest) mechanisms. Zorzi and Armaroli also independently proposed the same link metric [22]. Lee et al. [11] presented a more general framework to normalize various types of link cost such as transmission times, delay and power consumption. Unfortunately, that framework only applies to geographic routing which involves single forwarding candidate and can not be directly used for GOR.

## 6.2 Opportunistic routing

Opportunistic routing exploits the broadcast nature and spacial diversity of the wireless medium by involving multiple one-hop neighbors for packet forwarding. The increase on packet forwarding reliability improves throughput and energy efficiency. Some variants of opportunistic routing, such as ExOR [3] and opportunistic any-path forwarding [21], relying on the path cost information or global knowledge of the network to select candidates and prioritize them. In the least-cost opportunistic routing [7], it needs to enumerate all the neighboring node combinations to get the least cost OR paths. Some other variants of OR [8, 14, 16, 17, 19, 23] use the location information of nodes to define the candidate set and relay priority. In GeRaF [23], the next-hop neighbors of the current forwarding node are divided into sets of priority regions with nodes closer to the destination having higher relay priorities. Similar to [23], in [14], the network layer specifies a set of nodes by defining a forwarding region in space that consists of the candidate nodes and the data link layer selects the first node available from that set to be the next hop node. Fussler et al. [8] discussed three suppression strategies of contention-based forwarding to avoid packet duplication in mobile ad hoc networks. Zeng et al. [16] revealed several important properties of the local behavior of OR, such as the maximum *expected packet advancement* is an increasing and concave function of the number of forwarding candidates. There is one recent work [18] addressing the end-to-end throughput of OR in multi-rate wireless networks, and it computes the throughput bound when opportunistic forwarding strategy is given at each node. Chachulski et al. [5] combines OR with network coding to further improve the system throughput. Our work belongs to

the location-based variants of OR, but provides more insightful understanding of the trade-off among the packet advancement, coordination time cost and reliability associated with the node collaboration.


## 7 Conclusion

In this paper, we studied the GOR scheme, and analyzed the trade-off among the packet advancement, reliability and MAC coordination time cost in GOR. We introduced a new local routing metric, the EOT, to balance these factors. We then derived an upper bound of the EOT, and revealed its concavity, which indicates that although involving more forwarding candidates brings more chances for the packet to get closer to the destination and be delivered, the gained benefit becomes marginal when we keep doing so. The EOT upper bound analysis also manifests that if the coordination delay among the forwarding candidates were negligible, the maximum EOT could be achieved by giving candidates closer to the destination higher relay priorities. Based on EOT, we further proposed a heuristic algorithm to select the forwarding candidates and prioritize them. The simulation results validated our analysis and showed that GOR achieves higher one-hop throughput as well as path throughput than the corresponding pure opportunistic routing and geographic routing schemes.

## References

1. IEEE Std 802.11b-1999. <http://standards.ieee.org/>
2. Awerbuch B, Holmer D, Rubens H (2006) The medium time metric: high throughput route selection in multi-rate ad hoc wireless networks. *MONET* 11(2):253–266
3. Biswas S, Morris R (2005) Exor: opportunistic multi-hop routing for wireless networks. In: *SIGCOMM'05*, Philadelphia, August 2005
4. Bulusu N, Heidemann J, Estrin D (2000) Gps-less low cost outdoor localization for very small devices. *IEEE Pers Commun* 7(5):28–34, October
5. Chachulski S, Jennings M, Katti S, Katabi D (2007) Trading structure for randomness in wireless opportunistic routing. In: *ACM SIGCOMM*, Kyoto, 27–31 August 2007
6. Couto D, Aguayo D, Bicket J, Morris R (2003) A high-throughput path metric for multi-hop wireless routing. In: *ACM MobiCom'03*, San Diego, September 2003
7. Dubois-Ferriere H, Grossglauser M, Vetterli M (2007) Least-cost opportunistic routing. Technical Report LCAV-REPORT-2007-001, School of Computer and Communication Sciences, EPFL
8. Fussler H, Widmer J, Kasemann M, Mauve M, Hartenstein H (2003) Contention-based forwarding for mobile ad-hoc networks. *Elsevier's Ad Hoc Netw* 1(4):351–369, November

9. Gupta P, Kumar PR (2000) The capacity of wireless networks. *Trans Inform Theory* 46(2):388–404, March
10. Keshavarzin A, Uysal-Biyikoglu E, Herrmann F, Manjeshwar A (2004) Energy-efficient link assessment in wireless sensor networks. In: *IEEE Infocom*, Hong Kong, 7–11 March 2004
11. Lee S, Bhattacharjee B, Banerjee S (2005) Efficient geographic routing in multihop wireless networks. In: *MobiHoc*, Urbana-Champaign, 25–27 May 2005
12. Savvides A, Han C, Strivastava MB (2001) Dynamic fine-grained localization in ad-hoc networks of sensors. In: *IEEE/ACM MobiCom*, Rome, July 2001
13. Seada K, Zuniga M, Helmy A, Krishnamachari B (2004) Energy efficient forwarding strategies for geographic routing in wireless sensor networks. In: *ACM Sensys'04*, Baltimore, November 2004
14. Shah RC, Bonivento A, Petrovic D, Lin E, van Greunen J, Rabaey J (2004) Joint optimization of a protocol stack for sensor networks. In: *IEEE Milcom*, Monterey, November 2004
15. Simon MK, Alouini M-S (2005) *Digital communication over fading channels*, 2nd edn. Wiley-Interscience, New York
16. Zeng K, Lou W, Yang J, Brown DR (2007) On geographic collaborative forwarding in wireless ad hoc and sensor networks. In: *WASA'07*, Chicago, August 2007
17. Zeng K, Lou W, Yang J, Brown DR (2007) On throughput efficiency of geographic opportunistic routing in multihop wireless networks. In: *QShine'07*, Vancouver, August 2007
18. Zeng K, Lou W, Zhai H (2008) On end-to-end throughput of opportunistic routing in multirate and multihop wireless networks. In: *IEEE, Infocom*, Phoenix, 15–17 April 2008
19. Zeng K, Lou W, Zhang Y (2007) Multi-rate geographic opportunistic routing in wireless ad hoc networks. In: *Milcom'07*, Orlando, October 2007
20. Zhao J, Govindan R (2003) Understanding packet delivery performance in dense wireless sensor networks. In: *ACM Sensys'03*, Los Angeles, November 2003
21. Zhong Z, Wang J, Nelakuditi S (2006) Opportunistic any-path forwarding in multi-hop wireless mesh networks. Technical Report TR-2006-015, USC-CSE
22. Zorzi M, Ammaroli A (2003) Advancement optimization in multihop wireless networks. In: *Proc. of VTC*, Orlando, October 2003
23. Zorzi M, Rao RR (2003) Geographic random forwarding (geraf) for ad hoc and sensor networks: energy and latency performance. *IEEE Trans Mob Comput* 2(4):349–365
24. Zorzi M, Rao RR (2003) Geographic random forwarding (geraf) for ad hoc and sensor networks: multihop performance. *IEEE Trans Mob Comput* 2(4):337–348



**Kai Zeng** received his B.E degree in Communication Engineering and M.E degree in Communication and Information System both from Huazhong University of Science and Technology, China, in 2001 and 2004, respectively. He is currently a Ph.D. candidate in the Electrical and Computer Engineering department at Worcester Polytechnic Institute. His research interests are in the areas of wireless ad hoc and sensor networks with emphases on routing, cross-layer design, energy-efficient protocol, and network security.



**Wenjing Lou** obtained her Ph.D degree in Electrical and Computer Engineering from University of Florida in 2003. She received the M.A.Sc degree from Nanyang Technological University, Singapore, in 1998, the M.E degree and the B.E degree in Computer Science and Engineering from Xi'an Jiaotong University, China, in 1996 and 1993 respectively. From December 1997 to July 1999, she worked as a Research Engineer in

Network Technology Research Center, Nanyang Technological University. She joined the Electrical and Computer Engineering department at Worcester Polytechnic Institute in 2003 as an assistant professor. Her current research interests are in the areas of ad hoc, sensor, and mesh networks, with emphases on network security and routing issues. She was named Joseph Samuel Satin Distinguished fellow in 2006 by WPI. She is a recipient of the U.S. National Science Foundation Faculty Early Career Development (CAREER) award in 2008.



**Jie Yang** received her MS in Communication Engineering from Huazong University of Science and Technology in June 2005.

She joined Spinlab in August of 2005 as a PhD student and is currently working on resource allocation and game theoretic analysis of cooperative transmission systems.



**D. Richard Brown III** is an Associate Professor in the Department of Electrical and Computer Engineering at Worcester Polytechnic Institute. He received a PhD in Electrical Engineering from Cornell University in 2000 and MS and BS degrees in Electrical Engineering from The University of Connecticut in 1996 and 1992, respectively.