



Cite this: *Org. Biomol. Chem.*, 2016, **14**, 5563

Received 8th February 2016,  
Accepted 24th February 2016

DOI: 10.1039/c6ob00319b

www.rsc.org/obc

## One-pot relay catalysis: divergent synthesis of furo[3,4-*b*]indoles and cyclopenta[*b*]indoles from 3-(2-aminophenyl)-1,4-enynols†

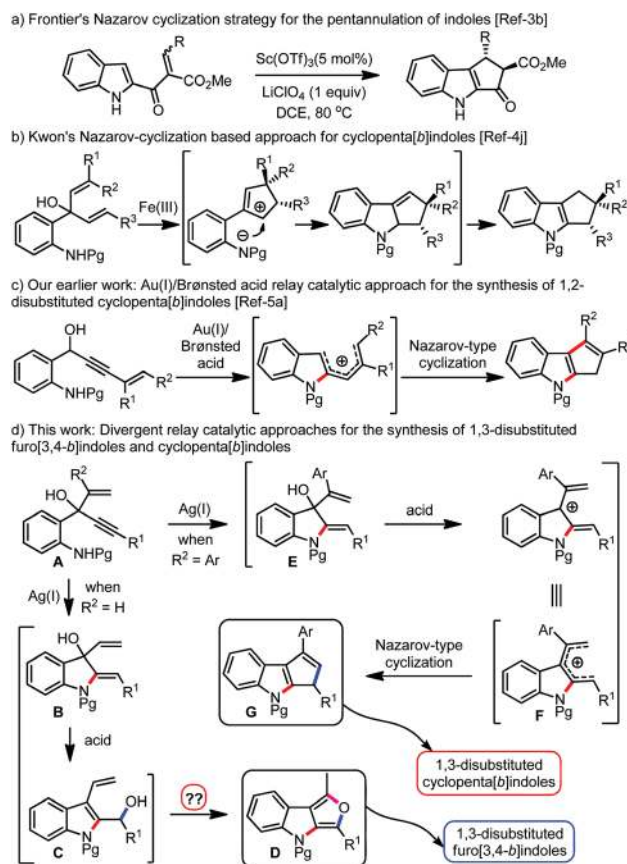
Manisha, Seema Dhiman, Jopaul Mathew and S. S. V. Ramasastry\*

Described herein is an efficient divergent strategy for the synthesis of furo[3,4-*b*]indoles *via* a sequential Ag(I)/Bi(III)/Pd(II) catalysis and cyclopenta[*b*]indoles *via* a one-pot Ag(I)/Brønsted acid relay catalysis from 3-(2-aminophenyl)-4-pentenyn-3-ols, accessible in three simple steps from 2-aminobenzaldehydes.

Indoles and indolines are considered privileged scaffolds from the standpoint of drug discovery.<sup>1</sup> Among several indole derivatives, cyclopentannulated indoles have attracted great attention from synthetic chemists owing to their occurrence in several natural products and pharmaceutically interesting compounds.<sup>2</sup> Consequently, several synthetic strategies were developed for cyclopenta[*b*]annulated indoles.<sup>3</sup> Among them, the Nazarov reaction-based approaches are popular (see for example, Scheme 1a and b). An organized generation of a 4 $\pi$ -electron system is the key to accomplishing the Nazarov cyclization effectively.<sup>4</sup> In this context, we have recently reported a one-pot gold(I)/Brønsted acid relay catalytic methodology toward the synthesis of a variety of 1,2-disubstituted cyclopenta[*b*]indoles, Scheme 1c.<sup>5a</sup>

Relay catalysis has emerged as a powerful synthetic tool to assemble complex molecular architectures in a short and efficient manner.<sup>6</sup> Multi-catalyst-promoted processes can be atom-economical and thus can minimize the difficulties involved in isolation and purification of the intermediates. But the development of such processes is not always straightforward. Compatibility issues between the catalytic systems and control over the selectivity aspects complicate the advancement of such methods. Among the several existing categories, novel relay processes facilitated by two distinct metal catalysts or metal/organocatalyst binary systems have been well-explored.<sup>7</sup> However, to the best of our knowledge, reactions

promoted by three orthogonal metal relay catalytic systems are not reported so far.<sup>8</sup> Herein, we report our efforts towards developing a new synthetic approach for furo[3,4-*b*]indoles *via* a Ag(I)/Bi(III)/Pd(II)-promoted relay catalytic system that integrates an intramolecular hydroamination, 1,3-allylic alcohol isomerization (1,3-AAI),<sup>8d</sup> and an unprecedented isofuran annulation of  $\delta,\epsilon$ -unsaturated alcohols, Scheme 1d. In addition, we also report a Ag(I)/Brønsted acid relay system that



**Scheme 1** Divergent approach for the synthesis of furo[3,4-*b*]indoles and cyclopenta[*b*]indoles.

Organic Synthesis and Catalysis Lab, Department of Chemical Sciences,  
Indian Institute of Science Education and Research (IISER) Mohali, Knowledge City,  
Sector 81, S. A. S. Nagar, Manuoli PO, Punjab 140306, India.

E-mail: ramsastry@iisermohali.ac.in, ramsastry@gmail.com;

http://14.139.227.202/faculty/sastry/

† Electronic supplementary information (ESI) available: Experimental details and characterisation data for new compounds. See DOI: 10.1039/c6ob00319b



facilitates the synthesis of cyclopenta[*b*]indoles *via* an intramolecular hydroamination and Nazarov-type cyclization cascade, Scheme 1d.

It was envisioned that the designer substrates **A** could generate **B** by undergoing a Ag(i)-catalyzed 5-*exo-dig* cyclization. Subsequent acid promoted 1,3-allylic alcohol isomerization (1,3-AAI) and intramolecular etherification through a 5-*exo-trig* cyclization of **C**, especially under oxidative conditions, could afford the furo[3,4-*b*]indoles **D**, Scheme 1d.

On the other hand, the 5-*exo-dig* product **E** under acidic conditions could generate a 4 $\pi$ -electron system **F**, which by undergoing a Nazarov-type cyclization could provide access to cyclopenta[*b*]indoles **G**, Scheme 1d.

With this background and in continuation of our efforts towards the construction of cyclopentannulated arenes and heteroarenes,<sup>5a,9</sup> we started evaluating the generality of the hypothesis presented in Scheme 1d. Accordingly, we have initiated screening of various reagents and solvent combinations with **1a** as the model substrate, with the intention to obtain the pentannulated indole **6a**, Table 1.<sup>10</sup>

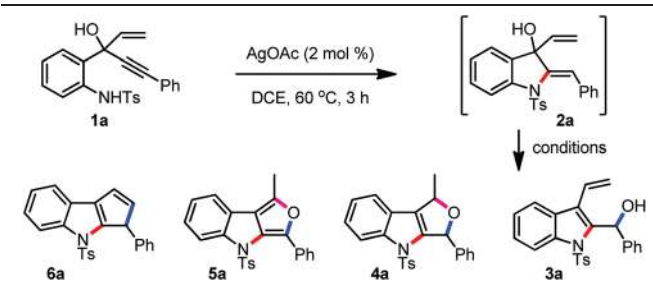
To begin with, the Au(i)-catalyzed intramolecular hydroamination conditions reported earlier by our group were tried for **2a**.<sup>5a</sup> However, no desired product was observed. Among the few other variations attempted, to our delight, AgOAc successfully delivered the 5-*exo-dig* product **2a** in excellent chemo- and regioselectivities.<sup>11</sup> The stage is now set for identifying suitable conditions to ensure the formation of **6a**.

The reaction of **2a** catalysed by Lewis acids such as the triflates of Bi, La, and Yb generated only the indolyl alcohol **3a** in good yields (Table 1, entries 1–3). The subsequent evaluation of Lewis acids such as TMSOTf, BF<sub>3</sub>OEt<sub>2</sub>, and FeCl<sub>3</sub> gave only a complex mixture. Interestingly, under the influence of *p*-toluenesulfonic acid (PTSA) and camphorsulfonic acid (CSA), formation of the dihydrofuro[3,4-*b*]indole **4a** was observed, which presumably formed *via* the 5-*exo-trig* cyclization of **3a** (Table 1, entries 4 and 5). Despite realizing **4a** in moderate yields, we were pleased to establish a new one-pot approach for the synthesis of 1,3-disubstituted 3,4-dihydro-1*H*-furo[3,4-*b*]indoles.<sup>12</sup> Several subsequent efforts directed to improve the yield of **4a** were met with no considerable success (Table 1, entries 6–11), except for a marginal yield increment in the case when the PTSA reaction was performed with the purified sample of **3a** (Table 1, entry 12).

As part of the attempts to improve the efficiency of the formation of **4a** from **2a**, we made yet another significant observation. The reaction of **3a**, obtained *via* Bi(OTf)<sub>3</sub> promoted the reaction of **2a**, in the presence of a catalytic amount of Pd(OAc)<sub>2</sub> delivered the furo[3,4-*b*]indole **5a** in 45% yield (Table 1, entry 13). Furo[3,4-*b*]indoles serve as an indole-2,3-quinodimethane synthetic analogue in diverse inter- and intramolecular Diels–Alder reactions. These intermediates have been applied for the synthesis of novel classes of heterocycles such as benzocarbazoles, pyridocarbazoles *etc.*, including the antitumor alkaloid ellipticine.<sup>13</sup>

Among few other variations undertaken to increase the efficiency of the reaction, only the reaction of **3a** at an elevated

Table 1 Optimization of the reaction parameters<sup>a</sup>



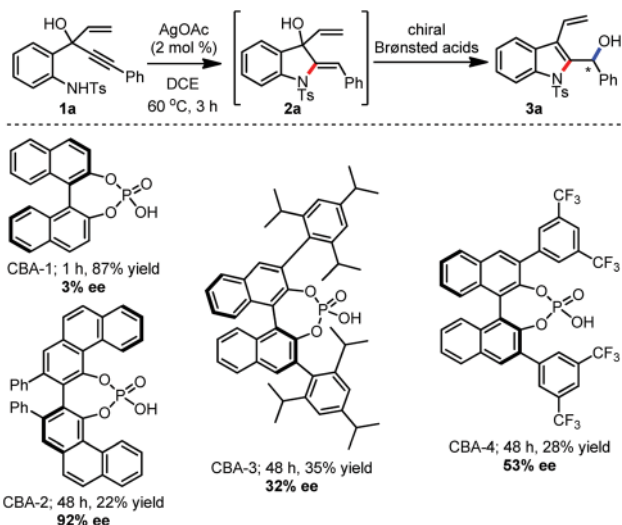
Entry	Conditions	Yield <sup>b</sup> (%)
1	Bi(OTf) <sub>3</sub> (10 mol%), DCE, 2 h, 0 °C–RT	<b>3a</b> (85)
2	La(OTf) <sub>3</sub> (10 mol%), DCE, 24 h, 0 °C–RT	<b>3a</b> (68)
3	Yb(OTf) <sub>3</sub> (10 mol%), DCE, 24 h, 0 °C–RT	<b>3a</b> (64)
4	PTSA (10 mol%), DCE, 12 h, 0 °C	<b>4a</b> (40)
5 <sup>c</sup>	CSA (10 mol%), DCE, 48 h, 0 °C	<b>4a</b> (35)
6	TFOH (10 mol%), DCE, 4 h, 0 °C	<b>4a</b> (—)
7	PTSA (10 mol%), DCM, 13 h, RT	<b>4a</b> (35)
8	PTSA (10 mol%), toluene, 15 h, RT	<b>4a</b> (12)
9	PTSA (10 mol%), MeNO <sub>2</sub> , 48 h, RT	<b>4a</b> (—)
10	PTSA (10 mol%), DCE, 3 h, 60 °C	<b>4a</b> (35)
11	PTSA (10 mol%), DCE, 72 h, –20 °C	<b>4a</b> (—)
12 <sup>d</sup>	<b>PTSA (10 mol%), DCE, 11 h, RT</b>	<b>4a</b> (45)
13	(i) Bi(OTf) <sub>3</sub> (5 mol%), DCE, 3 h, RT; (ii) Pd(OAc) <sub>2</sub> (10 mol%), DCE, 20 h, RT	<b>5a</b> (45)
14	(i) Bi(OTf) <sub>3</sub> (5 mol%), DCE, 3 h, RT; (ii) Pd(OAc) <sub>2</sub> (10 mol%), DCE, 30 h, 0 °C	<b>5a</b> (43)
15 <sup>e</sup>	<b>(i) Bi(OTf)<sub>3</sub> (5 mol%), DCE, 3 h, RT;</b> <b>(ii) Pd(OAc)<sub>2</sub> (10 mol%), DCE, 10 h, 60 °C</b>	<b>5a</b> (50)
16	(i) Bi(OTf) <sub>3</sub> (5 mol%), DCE, 3 h, RT; (ii) PdCl <sub>2</sub> (10 mol%), DCE, 10 h, 60 °C	<b>5a</b> (—)
17	(i) Bi(OTf) <sub>3</sub> (5 mol%), DCE, 3 h, RT; (ii) Pd(dppf)Cl <sub>2</sub> (10 mol%), DCE, 10 h, 60 °C	<b>5a</b> (—)
18	(i) Bi(OTf) <sub>3</sub> (5 mol%), DCE, 3 h, RT; (ii) CuI (10 mol%), DCE, 4 h, RT	<b>5a</b> (—)
19	(i) Bi(OTf) <sub>3</sub> (5 mol%), DCE, 3 h, RT; (ii) AgNO <sub>3</sub> (10 mol%), DCE, 4 h, RT	<b>5a</b> (—)

<sup>a</sup> Reaction conditions: see the ESI. <sup>b</sup> Isolated yields after column chromatography. <sup>c</sup> Reaction did not reach completion. <sup>d</sup> Yield based on starting material recovery. <sup>e</sup> Reaction performed with the isolated sample of **3a**.

temperature provided **5a** with a slight increase in the yield (Table 1, entry 15). Employing a few other Pd(II), Cu(II) or Ag(I) salts proved to be unsuccessful (Table 1, entries 16–19). Low yields of **4a** or **5a**, in general, are attributed to their inherent instability, which is well-documented in the literature.<sup>13</sup>

A brief screening of chiral Brønsted acids was undertaken for the one-pot enantioselective synthesis of **3a**, Scheme 2.<sup>14</sup> For this, chiral phosphoric acids CBA-1 to CBA-4 were evaluated for the transformation of **2a** to **3a**. With the (*R*)-VAPOL hydrogen phosphate CBA-2, **3a** was realized in 92% ee, however, the reaction was found to be stalling after a certain extent of conversion. On the other hand, **3a** was obtained in 87% yield with (*R*)-BINOL phosphoric acid, but almost as a racemic mixture. Several of our attempts to achieve a better result were futile. Nevertheless, a new one-pot relay Ag(I)/chiral Brønsted acid system was established for the enantioselective synthesis of **3a**.

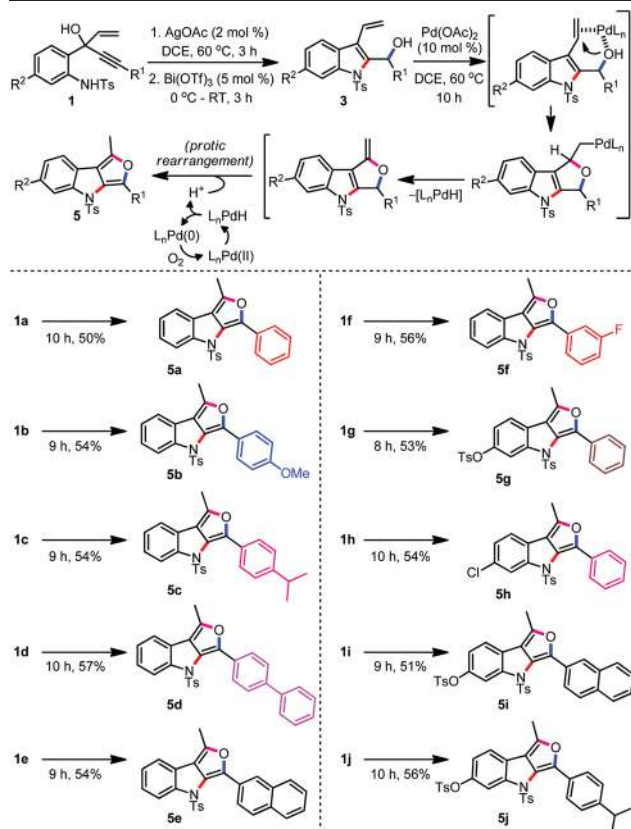




**Scheme 2** Brief screening of chiral Brønsted acids for the enantioselective synthesis of **3a**.

With the optimised conditions for furo[3,4-*b*]indoles in hand, we proceeded to evaluate the substrate scope, Table 2.<sup>15</sup> Evidently, a wide range of structurally and electronically

**Table 2** Substrate scope for furo[3,4-*b*]indoles<sup>a,b</sup>

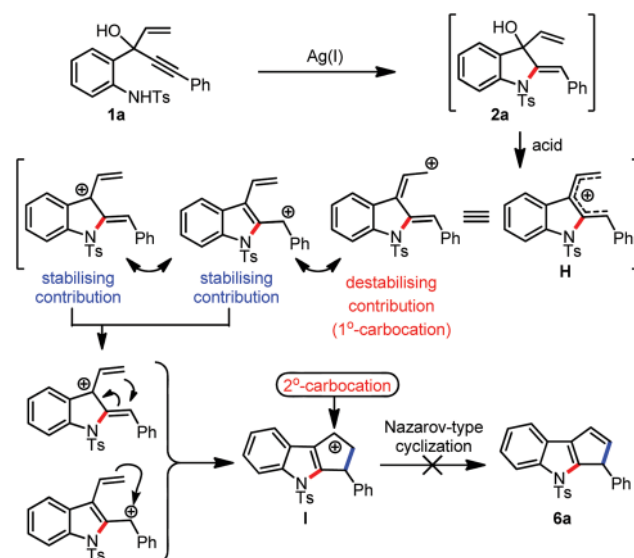


<sup>a</sup> Reaction conditions: see the ESI. <sup>b</sup> Isolated yields after column chromatography.

diverse substituents across the alkyne ( $R^1$ ) and the aryl ring ( $R^2$ ) were well-tolerated and generated the furoindoles **5a–5j** in moderate to good yields. A narrow yield range (50–56%) indicates the robustness of the method which in turn highlights the least dependence of the relay catalytic system on the electron-donating/withdrawing contributions of the substituents. Interestingly, the furoindoles **5** were isolated in poor yields when the reaction was carried out in a one-pot trimetallic relay mode [Ag(I)/Bi(III)/Pd(II)], better yields were observed by performing the reaction initially under a one-pot bimetallic Ag(I)/Bi(III) system followed by subjecting the purified indolyl alcohols **3** to Pd(II) catalysis. Nevertheless, this method can serve as a potential alternative to the existing approaches describing the synthesis of the interesting and short-lived furo[3,4-*b*]indoles.

After successfully establishing a new method for the synthesis of furo[3,4-*b*]indoles, we turned our attention to rationalise the non-formation of **6a** from **1a**. A mechanistic hypothesis for this observation is proposed in Scheme 3. The indoline **2a** under the influence of an acid generates the 4 $\pi$ -electron system **H**, which during the process of undergoing a Nazarov-type cyclization builds up the potentially destabilising 2°-carbocationic intermediate **I**. So, an additional substitution at this position creates a more stabilized 3°-carbocationic intermediate that can pave the way for the formation of the desired Nazarov cyclised product. Based on this hypothesis, we have prepared the enynol **1'k** which now possesses a phenyl group at the vinylic position.<sup>15</sup> The phenyl group at this position can also play a pivotal role in shifting the system from *s-trans* to *s-cis* in the pentadienyl cation intermediate **H**.

Among the few Lewis and Brønsted acids evaluated for the conversion of indoline **2'k** to the Nazarov product **6'k**, PTSA, CSA and TfOH were found to be optimum. So, the initial reac-



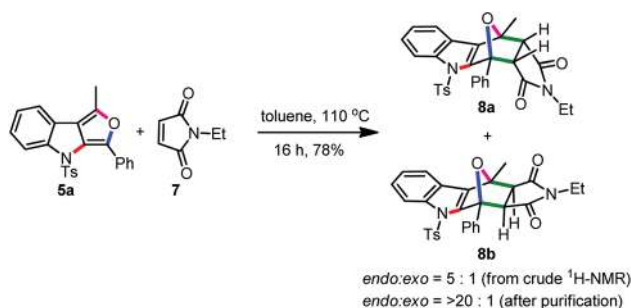
**Scheme 3** Plausible explanation for the non-formation of **6a** from **1a**.



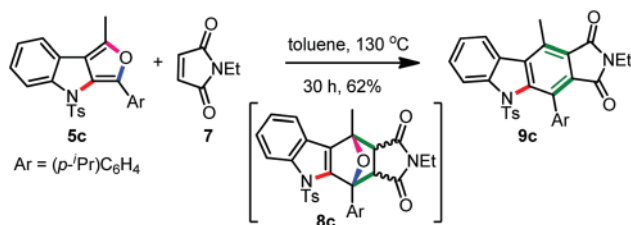
tions were performed with all the three Brønsted acids to assess their consistency. It can be realised from Table 3 that the pentannulated indoles **6k**, **6l** and **6m** formed consistently in excellent yields under the CSA catalysis. So, CSA was chosen as the catalyst of choice for further deliberations. A subsequent evaluation of the substrate scope under the optimised conditions furnished a variety of 1,3-disubstituted cyclopenta[*b*]indoles **6n–6r** in very good yields.<sup>16</sup> This methodology thus can provide an efficient and robust synthetic access to several bioactive natural products and medicinally important compounds possessing a cyclopenta[*b*]indole scaffold.

Having established new one-pot relay catalytic approaches for the furo[3,4-*b*]indoles and cyclopenta[*b*]indoles, we planned an elaboration with the former class. Earlier, Gribble and co-workers demonstrated that furo[3,4-*b*]indoles behave very well as dienes in the Diels–Alder reaction, and this strategy was widely employed in the construction of several complex molecular architectures.<sup>13a,b,e,f</sup> For this, the furoindole **5a** and *N*-ethylmaleimide **7** were refluxed in toluene to produce a mixture of *endo/exo* Diels–Alder adducts (**8a** and **8b**) in 78% yield, Scheme 4. The isomeric structures were assigned from the <sup>1</sup>H and <sup>13</sup>C-NMR data and further verified from the reported data of similar structures.<sup>13b</sup> This result indirectly confirms the structure of **5a** and other analogues as well.

Interestingly, the reaction of furoindole **5c** with *N*-ethylmaleimide **7** under toluene reflux conditions furnished, *via* the [4 + 2] adduct **8c**, the carbazole **9c** in good yield, Scheme 5.<sup>13</sup> Carbazoles are considered privileged structures from the standpoint of medicinal chemistry. Carbazole scaffold is present in several bioactive natural products, various pharmaceuticals and functional materials.<sup>17</sup> This



Scheme 4 Diels–Alder reaction of the furoindole **5a** and maleimide **7**.



Scheme 5 Formation of the carbazole **9c** *via* the Diels–Alder reaction of the furoindole **5c** and maleimide **7**.

method therefore can provide an access to highly functionalized carbazoles as well.

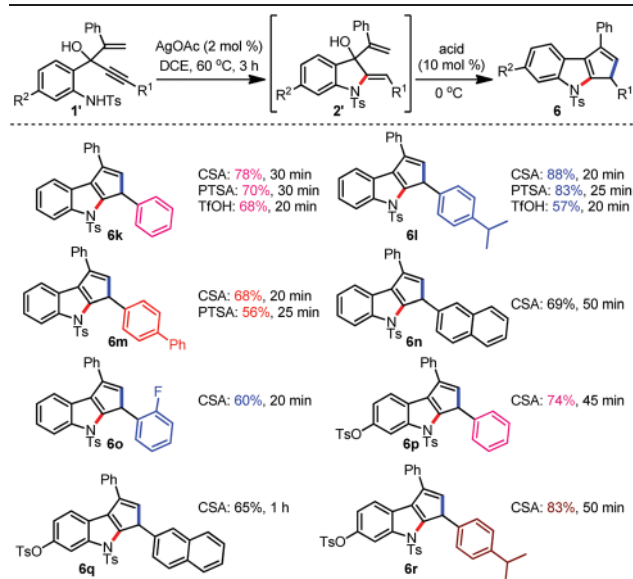
## Conclusions

In summary, we have presented for the first time, a divergent one-pot relay catalytic approach for the synthesis of 1,3-disubstituted furo[3,4-*b*]indoles and cyclopenta[*b*]indoles starting from easily accessible 3-(2-aminophenyl)-4-pentyn-3-ols. Interesting substitution dependence on the product distribution was realised. Based on the mechanistic considerations, this phenomenon was efficiently crafted to yield the product of choice. The methodologies described herein have demonstrated great potential and will stimulate further research in the synthesis of new heterocycles. We are currently involved in extending these strategies towards the total synthesis of complex indole-based natural products and the results will be communicated in due course.

## Acknowledgements

This work was supported financially by the Department of Science and Technology (DST), Govt. of India (SR/FT/CS-156/2011) and IISER Mohali. We thank the NMR and mass facilities at IISER Mohali. Manisha and J. M. thank DST for the INSPIRE fellowship and S. D. thanks IISER Mohali for a research fellowship.

Table 3 Substrate scope for cyclopenta[*b*]indoles<sup>a,b</sup>



<sup>a</sup> Reaction conditions: see the ESI. <sup>b</sup> Isolated yields after column chromatography.



## Notes and references

- 1 Some selected reviews: (a) M. Somei and F. Yamada, *Nat. Prod. Rep.*, 2005, **22**, 73; (b) T. Kawasaki and K. Higuchi, *Nat. Prod. Rep.*, 2005, **22**, 761; (c) S. Cacchi and G. Fabrizi, *Chem. Rev.*, 2005, **105**, 2873; (d) K. Higuchi and T. Kawasaki, *Nat. Prod. Rep.*, 2007, **24**, 843; (e) V. Sharma, P. Kumar and D. Pathak, *J. Heterocycl. Chem.*, 2010, **47**, 491; (f) A. J. Kochanowska-Karamyan and M. T. Hamann, *Chem. Rev.*, 2010, **110**, 4489.
- 2 For spiroindimicins, see: (a) W. Zhang, Z. Liu, S. Li, T. Yang, Q. Zhang, L. Ma, X. Tian, H. Zhang, C. Huang, S. Zhang, J. Ju, Y. Shen and C. Zhang, *Org. Lett.*, 2012, **14**, 3364. For fischerindoles, see: (b) J. M. Richter, Y. Ishihara, T. Masuda, B. W. Whitefield, T. Llamas, A. Pohjakallio and P. S. Baran, *J. Am. Chem. Soc.*, 2008, **130**, 17938. For yeuhchukene, see: (c) Y.-C. Kong, K.-F. Cheng, R. C. Cambie and P. G. Waterman, *J. Chem. Soc., Chem. Commun.*, 1986, 47. For polyveolines, see: (d) I. Ngantchou, B. Nyasse, C. Denier, C. Blonski, V. Hannaert and B. Schneider, *Bioorg. Med. Chem. Lett.*, 2010, **20**, 3495. For MK-0524, see: (e) C. F. Sturino, G. O. Neill, N. Lachance, M. Boyd, C. Berthelette, M. Labelle, L. Li, B. Roy, J. Scheiget, N. Tsou, Y. Aubin, K. P. Bateman, N. Chauret, S. H. Day, J. F. L. Vesque, C. Seto, J. H. Silva, L. A. Trimble, M. C. Carriere, D. Denis, G. Greig, S. Kargman, S. Lamontagne, M. C. Mathieu, N. Sawyer, D. Slipetz, W. M. Abraham, T. Jones, M. McAuliffe, H. Piechuta, D. A. N. Griffith, Z. Wang, R. Zamboni, R. N. Young and K. M. Metters, *J. Med. Chem.*, 2007, **50**, 794.
- 3 For some recent references about cyclopenta[*b*]indoles, see: (a) E. M. Ferreira and B. M. Stoltz, *J. Am. Chem. Soc.*, 2003, **125**, 9578; (b) J. A. Malona, J. M. Colbourne and A. J. Frontier, *Org. Lett.*, 2006, **8**, 5661; (c) A. K. Yadav, S. Peruncheralathan, H. Ila and H. Junjappa, *J. Org. Chem.*, 2007, **72**, 1388; (d) C. Ferrer, C. H. M. Amijs and A. M. Echavarren, *Chem. – Eur. J.*, 2007, **13**, 1358; (e) E. P. Balskus and C. T. Walsh, *J. Am. Chem. Soc.*, 2009, **131**, 14648; (f) N.-W. Tseng and M. Lautens, *J. Org. Chem.*, 2009, **74**, 1809; (g) K. Saito, H. Sogou, T. Suga, H. Kusama and N. Iwasawa, *J. Am. Chem. Soc.*, 2011, **133**, 689; (h) B. Chen, W. Fan, G. Chai and S. Ma, *Org. Lett.*, 2012, **14**, 3616; (i) B. Xu, Z.-L. Guo, W.-Y. Jin, Z.-P. Wang, Y.-G. Peng and Q.-X. Guo, *Angew. Chem., Int. Ed.*, 2012, **51**, 1059; (j) S. D. Jacob, J. L. Brooks and A. J. Frontier, *J. Org. Chem.*, 2014, **79**, 10296; (k) W. Zi, H. Wu and F. D. Toste, *J. Am. Chem. Soc.*, 2015, **137**, 3225; (l) K. S. Feldman, I. Y. Gonzalez and C. M. Glinkerman, *J. Org. Chem.*, 2015, **80**, 11849.
- 4 A few selected articles on the Nazarov cyclizations, see: (a) I. N. Nazarov and I. I. Zaretskaya, *Izv. Akad. Nauk. SSSR, Ser. Khim.*, 1941, 211; (b) H. Pellissier, *Tetrahedron*, 2005, **61**, 6479; (c) A. J. Frontier and C. Collison, *Tetrahedron*, 2005, **61**, 7577; (d) M. Tius, *Eur. J. Org. Chem.*, 2005, 2193; (e) L. Zhang and S. Wang, *J. Am. Chem. Soc.*, 2006, **128**, 1442; (f) W. Nakanishi and F. G. West, *Curr. Opin. Drug Discovery Dev.*, 2009, **12**, 732; (g) W. T. Spencer III, T. Vaidya and A. J. Frontier, *Eur. J. Org. Chem.*, 2013, 3621; (h) M. A. Tius, *Chem. Soc. Rev.*, 2014, **43**, 2979; (i) D. R. Wenz and J. R. de Alaniz, *Eur. J. Org. Chem.*, 2015, 23; (j) Z. Wang, X. Xu, Z. Gu, W. Feng, H. Qian, Z. Li, X. Sun and O. Kwon, *Chem. Commun.*, 2016, **52**, 2811.
- 5 (a) S. Dhiman and S. S. V. Ramasastry, *Org. Lett.*, 2015, **17**, 5116. For the applications of gold catalysis in organic synthesis, see: (b) A. S. K. Hashmi and G. J. Hutchings, *Angew. Chem., Int. Ed.*, 2006, **45**, 7896; (c) D. Pflästerer and A. S. K. Hashmi, *Chem. Soc. Rev.*, 2016, **45**, 1331.
- 6 For some selected articles on relay catalysis, see: (a) D. E. Fogg and E. N. dos Santos, *Coord. Chem. Rev.*, 2004, **248**, 2365; (b) A. Ajamian and J. L. Gleason, *Angew. Chem., Int. Ed.*, 2004, **43**, 3754; (c) A. De Meijere, P. von Zezschwitz and S. Brase, *Acc. Chem. Res.*, 2005, **38**, 413; (d) J.-C. Wasilke, S. J. Obrey, R. T. Baker and G. C. Bazan, *Chem. Rev.*, 2005, **105**, 1001; (e) D. B. Ramachary and R. Sakthidevi, *Org. Biomol. Chem.*, 2008, **6**, 2488; (f) A. Grossmann and D. Enders, *Angew. Chem., Int. Ed.*, 2012, **51**, 314; (g) N. T. Patil, V. S. Shinde and B. Gajula, *Org. Biomol. Chem.*, 2012, **10**, 211; (h) S. Fustero, E. Rodriguez, R. Lazaro, L. Herrera, S. Catalan and P. Barrio, *Adv. Synth. Catal.*, 2013, **355**, 1058.
- 7 (a) P. C. Too, S. H. Chua, S. H. Wong and S. Chiba, *J. Org. Chem.*, 2011, **76**, 6159; (b) Y.-F. Wang, K. K. Toh, J.-Y. Lee and S. Chiba, *Angew. Chem., Int. Ed.*, 2011, **50**, 5927; (c) S. Zhang, Z. Xu, J. Jia, C.-H. Tung and Z. Xu, *Chem. Commun.*, 2014, **50**, 12084; (d) X. Wang, S. Dong, Z. Yao, L. Feng, P. Daka, H. Wang and Z. Xu, *Org. Lett.*, 2014, **16**, 22; (e) Q. Gao, P. Zhou, F. Liu, W. J. Hao, C. Yao, B. Jiang and S.-J. Tu, *Chem. Commun.*, 2015, **51**, 9519; (f) H. Peng, N. G. Akhmedov, Y.-F. Liang, N. Jiao and X. Shi, *J. Am. Chem. Soc.*, 2015, **137**, 8912; (g) B. Wang, Y. Chen, L. Zhou, J. Wang and Z. Xu, *Org. Biomol. Chem.*, 2016, **14**, 826.
- 8 For some one-pot triple relay catalytic systems, see: (a) G. Dong, P. Teo, Z. K. Wickens and R. H. Grubbs, *Science*, 2011, **333**, 1609; (b) N. T. Patil, V. S. Raut and R. B. Tella, *Chem. Commun.*, 2013, **49**, 570; (c) X.-P. Yin, X.-P. Zeng, Y.-L. Liu, F.-M. Liao, J.-S. Yu, F. Zhou and J. Zhou, *Angew. Chem., Int. Ed.*, 2014, **53**, 13740; (d) S. Dhiman, U. K. Mishra and S. S. V. Ramasastry, *Angew. Chem., Int. Ed.*, 2016, DOI: 10.1002/anie.201600840.
- 9 (a) B. Satpathi, S. Dhiman and S. S. V. Ramasastry, *Eur. J. Org. Chem.*, 2014, 2022; (b) S. Dhiman and S. S. V. Ramasastry, *Chem. Commun.*, 2015, **51**, 557; (c) B. Satpathi and S. S. V. Ramasastry, *Angew. Chem., Int. Ed.*, 2016, **55**, 1777.
- 10 See ESI† for the synthesis of the enynol **1a** and other analogous enynols employed in this study.
- 11 D. Susanti, F. Koh, J. A. Kusuma, P. Kothandaraman and P. W. H. Chan, *J. Org. Chem.*, 2012, **77**, 7166.



- 12 To the best of our knowledge, no general methods are known for the synthesis of 3,4-dihydro-1*H*-furo[3,4-*b*]indoles of the type **4a**.
- 13 (a) G. W. Gribble, M. G. Saulnier, M. P. Sibi and J. A. Obaza-Nutaitis, *J. Org. Chem.*, 1984, **49**, 4518; (b) G. W. Gribble, D. J. Keavy, D. A. Davis, M. G. Saulnier, B. Pelcman, T. C. Barden, M. P. Sibi, E. R. Olson and J. J. BelBruno, *J. Org. Chem.*, 1992, **57**, 5878; (c) M. T. Díaz, A. Cobas, E. Guitián and L. Castedo, *Synlett*, 1997, 157; (d) S.-C. Lin, F.-D. Yang, J.-S. Shiue, S.-M. Yang and J.-M. Fang, *J. Org. Chem.*, 1998, **63**, 2909; (e) G. W. Gribble, R. A. Silva and M. G. Saulnier, *Synth. Commun.*, 1999, **29**, 729; (f) G. W. Gribble, J. Jiang and Y. Liu, *J. Org. Chem.*, 2002, **67**, 1001; (g) J. Basset, M. Romero, T. Serra and M. D. Pujol, *Tetrahedron*, 2012, **68**, 356.
- 14 H. Wu, Y.-P. He and F. Shi, *Synthesis*, 2015, 1990.
- 15 For a detailed discussion on the substitution effects in the Nazarov reactions, see: (a) A. P. Marcus, A. S. Lee, R. L. Davis, D. J. Tantillo and R. Sarpong, *Angew. Chem., Int. Ed.*, 2008, **47**, 6379; (b) C. D. Smith, G. Rosocha, L. Mui and R. A. Batey, *J. Org. Chem.*, 2010, **75**, 4716 and references cited therein. For a related reference, see: (c) J. E. Camp, D. Craig, K. Funai and A. J. P. White, *Org. Biomol. Chem.*, 2011, **9**, 7904.
- 16 For our earlier work on the synthesis of 1,2,3-trisubstituted cyclopenta[*b*]indoles, see: ref. 9*b*. For our earlier work on the synthesis of 1,2-disubstituted cyclopenta[*b*]indoles, see: ref. 5*a*.
- 17 Few selected references: (a) J. Bergman and B. Pelcman, *Pure Appl. Chem.*, 1990, **62**, 1967; (b) C. J. Moody, *Synlett*, 1994, 681; (c) J. Roy, A. K. Jana and D. Mal, *Tetrahedron*, 2012, **68**, 6099; (d) K. Higuchi and T. Kawasaki, *Nat. Prod. Rep.*, 2007, **24**, 843; (e) A. W. Schmidt, K. R. Reddy and H. J. Knolker, *Chem. Rev.*, 2012, **112**, 3193; (f) N. Yoshikai and Y. Wei, *Asian J. Org. Chem.*, 2013, **2**, 466; (g) K. S. Rathore, M. Harode and S. Katukojvala, *Org. Biomol. Chem.*, 2014, **12**, 8641 and references cited therein.

