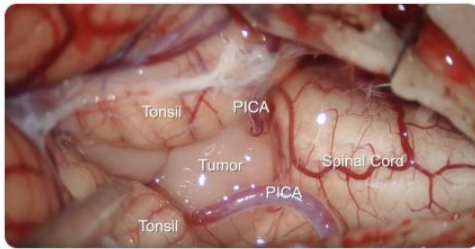


#OperativeVideo



J Neurosurgery @TheJNS · Nov 14

#OperativeVideo: Telovelar approach for microsurgical resection of fourth ventricular subependymoma arising from rhomboid fossa: operative video and technical nuances thejns.org/video/view/jou...



#VideoAbstract



J Neurosurgery @TheJNS

#VideoAbstract: Establishing reconstructive neurosurgery as a subspecialty



FOCUS17-102 Video Abstract

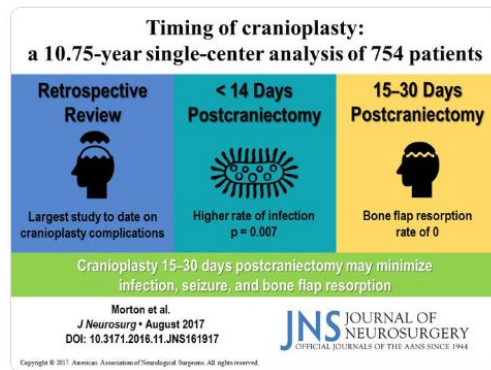
This is a featured video abstract for the article "Establishing reconstructive neurosurgery as a subspecialty" by Brown et al... vimeo.com

#VisualAbstract



J Neurosurgery @TheJNS

#VisualAbstract: Timing of cranioplasty: a 10.75-year single-center analysis of 754 patients thejns.org/doi/abs/10.3171...




#JNS_History



J Neurosurgery @TheJNS

Louise Eisenhardt, MD (1891-1967): Founding editor of @TheJNS and the first female president for @AANSNeuro #JNS_History



#GoogleAlerts



J Neurosurgery @TheJNS

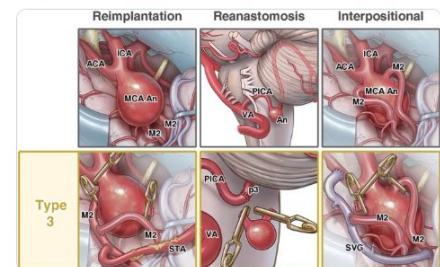
#GoogleAlert: Risk score determines whether kids with abnormal CT scans require ICU care - goo.gl/alerts/6pOz1

#JNS75th



J Neurosurgery @TheJNS

#JNS75th Invited Review: "The future of open vascular neurosurgery: perspectives on cavernous malformations, AVMs, and bypasses for complex aneurysms" by Michael T. Lawton and Michael J. Lang thejns.org/view/journals/...



#NeurosurgicalFocus



J Neurosurgery @TheJNS

#NeurosurgicalFocus: Transverse venous stenting for the treatment of idiopathic intracranial hypertension, or pseudotumor cerebri. thejns.org/focus/view/jou...

