

Optimal mode matching in cavity optomagnonics

Sharma, Sanchar; Rameshti, Babak Zare; Blanter, Yaroslav M.; Bauer, Gerrit E.W.

DOI

[10.1103/PhysRevB.99.214423](https://doi.org/10.1103/PhysRevB.99.214423)

Publication date

2019

Document Version

Final published version

Published in

Physical Review B

Citation (APA)

Sharma, S., Rameshti, B. Z., Blanter, Y. M., & Bauer, G. E. W. (2019). Optimal mode matching in cavity optomagnonics. *Physical Review B*, 99(21), [214423]. <https://doi.org/10.1103/PhysRevB.99.214423>

Important note

To cite this publication, please use the final published version (if applicable). Please check the document version above.

Copyright

Other than for strictly personal use, it is not permitted to download, forward or distribute the text or part of it, without the consent of the author(s) and/or copyright holder(s), unless the work is under an open content license such as Creative Commons.

Takedown policy

Please contact us and provide details if you believe this document breaches copyrights. We will remove access to the work immediately and investigate your claim.

Optimal mode matching in cavity optomagnonics

Sanchar Sharma,¹ Babak Zare Rameshti,² Yaroslav M. Blanter,¹ and Gerrit E. W. Bauer^{3,1}

¹*Kavli Institute of NanoScience, Delft University of Technology, 2628 CJ Delft, The Netherlands*

²*Department of Physics, Iran University of Science and Technology, Narmak, Tehran 16844, Iran*

³*Institute for Materials Research & WPI-AIMR & CSRN, Tohoku University, Sendai 980-8577, Japan*



(Received 6 March 2019; revised manuscript received 16 May 2019; published 17 June 2019)

Inelastic scattering of photons is a promising technique to manipulate magnons but it suffers from weak intrinsic coupling. We theoretically discuss an idea to increase optomagnonic coupling in optical whispering gallery mode cavities by generalizing a previous analysis to include the exchange interaction. We predict that the optomagnonic coupling constant to surface magnons in yttrium iron garnet (YIG) spheres with radius $300\ \mu\text{m}$ can be up to 40 times larger than that to the macrospin Kittel mode. Whereas this enhancement falls short of the requirements for magnon manipulation in pure YIG, nanostructuring and/or materials with larger magneto-optical constants can bridge this gap.

DOI: [10.1103/PhysRevB.99.214423](https://doi.org/10.1103/PhysRevB.99.214423)

Magnetic insulators such as yttrium iron garnet (YIG) are promising for future spintronic applications such as low power logic devices [1], long-range information transfer [2], and quantum information [3]. Their excellent magnetic quality [4,5] implies that spin waves or magnons, the excitations of the magnetic order, are long-lived. Microwaves in high-quality cavities and striplines couple strongly to magnons with long (mm) wavelengths [6–12], i.e., the rate of energy exchange between the two systems is higher than their individual dissipation rates, but not to short wavelengths (except under special geometries [13]). Magnons can be injected electrically by metallic contacts incoherently [14,15], but only in rather small numbers. Here, we focus on the coherent coupling of magnetic order and infrared laser light with sub- μm wavelengths, which is enhanced by using the magnet as an optical cavity [16–18].

By the high dielectric constant and almost perfect transparency in the infrared [19,20], sub-mm YIG spheres support long-living whispering gallery modes (WGMs) [16,21]. The photons, with energy deep within the band gap, scatter inelastically by absorbing or creating magnons [22,23]. This is known as Brillouin light scattering (BLS) [24], which is enhanced in an optical cavity [16–18,21,25–29]. These results led to predictions of the Purcell effect [30] (optically induced enhancement of magnon linewidth), magnon lasing [31], and magnon cooling [32]. However, the models addressed only the magnetostatic magnon modes, i.e., ignored retardation and the exchange interaction, which have a small overlap with the WGMs [16–18,25,29,33,34]. Thus, the observed and predicted coupling rates were too low to be able to optically manipulate magnons [31,32]. Higher optomagnonic coupling can be achieved by reducing the size of the magnets down to optical wavelengths [35], but this requires nanostructuring of the magnet [36–38]. Coupling to magnons over a magnetic vortex is large [39]. Here, we suggest and analyze a method to increase coupling in a conventional setup of a uniformly magnetized sub-mm YIG sphere by coupling to exchange-dipolar modes with wavelengths comparable to the WGMs.

Bulk magnons in films with both exchange and dipolar interactions have been extensively studied [40–42]. In thick films, exchange reduces the lifetime of surface magnons [43–45], while in thinner films exchange leads to modes with partial bulk and surface character [45,46]. Here, we address magnetic spheres with radii that are large enough to support surface exchange-dipolar magnons.

Our system is sketched in Fig. 1. A ferromagnetic sphere acts as a WGM resonator in which photons interact with the magnetic order via proximity coupling to an optical prism or a fiber. The frequency of photons is four to five orders of magnitude larger than that of magnons at similar wavelengths, thus the incident and scattered photons have nearly the same frequency and wavelength. *Forward scattering* of photons occurs via magnons of large wavelength $\sim 100\ \mu\text{m}$, and is well described by a purely dipolar theory [33]. Here we discuss *backscattering* of photons by magnons with sub- μm wavelengths that are affected significantly by exchange. We find magnon modes that have a near ideal overlap with the optical WGMs, with an optomagnonic coupling limited only by the bulk magneto-optical constants.

We first briefly review the basics of cavity optomagnonics and derive an upper bound for the optomagnonic coupling constant in cavities in Sec. I. We model the magnetization dynamics by the Landau-Lifshitz equation introduced in Sec. II. The spatial amplitude of surface exchange-dipolar magnons is discussed in Sec. III, with details of the derivation in Appendix A. The optomagnonic coupling constants found in Sec. IV are compared with the upper bound found in Sec. I. We conclude with a discussion and outlook in Sec. V.

I. CAVITY OPTOMAGNONICS

Here we summarize the basic theory of magnon-photon coupling in spherical optical resonators [33]. The electric and magnetic fields of the optical modes in a spherical resonator are labeled by orbital indices $\{l, m, \nu\}$ and a polarization $\sigma \in \{\text{TM}, \text{TE}\}$, stands for transverse magnetic and transverse

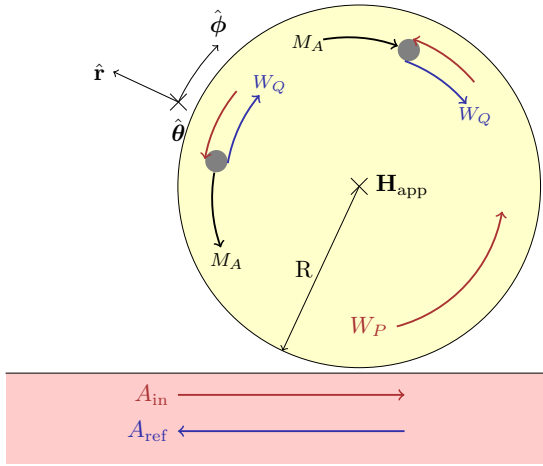


FIG. 1. A sphere made of a ferromagnetic dielectric in proximity to an optical fiber or prism. A magnetic field saturates the magnetization. The input photons in the fiber, A_{in} , leak into the whispering gallery modes (WGMs) $\{W_P\}$. The latter can be reflected by magnons $\{M_A\}$ of twice the angular momentum into the blue, via $W_P + M_A \rightarrow W_Q$, or red, $W_P \rightarrow W_Q + M_A$, sideband. The photons $\{W_Q\}$ can leak back into the fiber and be observed in the reflection spectrum.

electric respectively. They become optical whispering gallery modes (WGMs) at extremal cross sections when $l, m \gg \{1, |l - m|\}$. WGMs are traveling waves in the $\pm\phi$ direction with dimensionless wavelength $2\pi/m$. $\nu - 1$ and $l - m$ are the number of nodes in the optical fields in the r and θ direction. The electric field of these modes is $\mathbf{E}_{\text{TM}} = E(\mathbf{r})\hat{\theta}$ and $\mathbf{E}_{\text{TE}} = E(\mathbf{r})\hat{\mathbf{r}}$, where [47]

$$E(\mathbf{r}) = \mathcal{E}Y_l^m(\theta, \phi)J_l(kr). \quad (1)$$

Here J_l is the Bessel function of order l [Eq. (A10)] and Y_l^m is a scalar spherical harmonic [Eq. (A3)]. The wave number k , for $l \gg 1$ [47],

$$kR \approx l + \beta_\nu \left(\frac{l}{2}\right)^{1/3} - P_\sigma, \quad (2)$$

where R is the radius of the sphere, $\beta_\nu \in \{2.3, 4.1, 5.5, \dots\}$ are the negative of the zeros of Airy's function $\text{Ai}(x)$, $P_{\text{TM}} = n_s/\sqrt{n_s^2 - 1}$, and $P_{\text{TE}}^{-1} = n_s\sqrt{n_s^2 - 1}$. \mathcal{E} is a normalization constant chosen such that the integral over the system volume

$$\int \left[\frac{\epsilon_s}{2} |\mathbf{E}|^2 + \frac{1}{2\mu_0} |\mathbf{B}|^2 \right] dV = \frac{\hbar\omega}{2}, \quad (3)$$

where $i\omega\mathbf{B} = \nabla \times \mathbf{E}$, $\epsilon_s = \epsilon_0 n_s^2$, and $\omega = kc/n_s$, with n_s being the refractive index of the sphere. Then

$$\mathcal{E} = \sqrt{\frac{\hbar\omega}{2\epsilon_s R^3 \mathcal{N}_l(kR)}}, \quad (4)$$

where

$$\begin{aligned} \mathcal{N}_l(x) &\triangleq \int_0^1 \tilde{r}^2 d\tilde{r} J_l^2(x\tilde{r}) \\ &\approx \frac{J_l^2(x) - J_{l+1}(x)J_{l-1}(x)}{2}, \end{aligned} \quad (5)$$

and the approximation holds again for $l \gg 1$. The angular dependence for $l = m$ with $l \gg 1$ [47],

$$Y_l^l(\theta, \phi) \approx \left(\frac{l}{\pi}\right)^{1/4} \exp\left[-\frac{l}{2}\left(\frac{\pi}{2} - \theta\right)^2\right] \frac{e^{il\phi}}{\sqrt{2\pi}}, \quad (6)$$

is a narrow Gaussian around $\theta = \pi/2$ with a width $\sqrt{2/l}$ and a traveling wave along the circle with wave number l/R . The radial dependence for $l \gg 1$ [48],

$$J_l(kr) \approx \left(\frac{2}{l}\right)^{1/3} \text{Ai}(x - \beta_\nu), \quad (7)$$

where the radial coordinate is scaled to

$$x = \frac{l}{(l/2)^{1/3}} \left(1 - \frac{r}{R}\right). \quad (8)$$

The leading interaction between magnons and WGMs is two-photon one-magnon scattering. Consider a TM-polarized WGM $P \equiv \{p, -p', \mu\}$ that scatters into a TE-polarized WGM $Q \equiv \{q, q', \nu\}$ by absorbing a magnon A (to be generalized below). We take in the following $p' > 0$, and thus back (forward) scattering corresponds to $q' > 0$ ($q' < 0$). The coupling constant depends on the modes as [22,23]

$$G_{PQA} = \frac{n_s \epsilon_0 \lambda_0}{\pi M_s} \int E_P E_Q^* (\Theta_C M_{A,\rho} - i\Theta_F M_{A,\phi}) dV, \quad (9)$$

where the integral is over the sphere's volume, λ_0 is the vacuum wavelength of the incident light, M_s is the saturation magnetization, Θ_F is the Faraday rotation per unit length, Θ_C is the Cotton-Mouton ellipticity per unit length, and $M_{A,\phi}$ ($M_{A,\rho}$) is the ϕ (ρ) component of A -magnons.

For the uniform precession of the magnetization, i.e., the Kittel mode K [49],

$$M_{K,\phi} = iM_{K,\rho} = \sqrt{\frac{\hbar\gamma M_s}{2V_{\text{sph}}}}, \quad (10)$$

where V_{sph} is the volume of the sphere and γ is the modulus of the gyromagnetic ratio. We normalized the magnetization as

$$\int \text{Re}[iM_\phi^* M_\rho] dV = \frac{\hbar\gamma M_s}{2}, \quad (11)$$

equivalent to Eq. (B14). The coupling constant is finite only when $q' + p' = 1$, $p - |p'| = q - |q'|$, and $\mu = \nu$ [27,33] with value

$$|G_{PQK}| = G_K = \frac{c(\Theta_F + \Theta_C)}{n_s \sqrt{2sV_{\text{sph}}}}, \quad (12)$$

where $s = M_s/\gamma\hbar$ is the spin density. For the parameters in Table I, $G_K = 2\pi \times 9.1$ Hz.

An upper bound on G_{PQA} for a given set of WGMs can be found by maximizing it over all normalized functions $\{M_{A,\rho}(\mathbf{r}), M_{A,\phi}(\mathbf{r})\}$. The solution \mathbf{M}^{opt} gives the magnetization profile with the highest possible optomagnonic coupling. Later, we show that there exist eigenstates that are close to \mathbf{M}^{opt} . We consider circularly polarized magnons $M_{A,\phi} = iM_{A,\rho}$ and discuss the effect of finite ellipticity below. By the

TABLE I. Parameters for a standard YIG sphere: exchange constant A_{ex} [40,51], refractive index n_s [40], saturation magnetization M_s [40], gyromagnetic ratio γ [40], Faraday rotation angle Θ_F [52,53], Cotton-Mouton ellipticity Θ_C [21,54,55]. We assume the applied dc field H_{app} and the radius R based on a typical experimental setup [16–18].

A_{ex}	n_s	M_s	$\gamma/(2\pi)$
3.7 pJ/m	2.2	140 kA/m	28 GHz/T
Θ_F	Θ_C	$H_{\text{app}} - M_s/3$	R
400 rad/m	150 rad/m	200 mT/ μ_0	300 μm

method of Lagrange multipliers,

$$\mathcal{L} = \int E_P E_Q^* M_\phi dV - \lambda \left(\int M_\phi^* M_\phi dV - \frac{\hbar \gamma M_s}{2} \right) \quad (13)$$

is stationary at $M_\phi = M_\phi^{\text{opt}}$. We find

$$M_\phi^{\text{opt}} = \frac{E_P^* E_Q}{\lambda} \propto J_p(k_P r) J_q(k_Q r) Y_p^{p'} Y_q^{q'}, \quad (14)$$

with

$$\lambda = \sqrt{\frac{2}{\gamma \hbar M_s} \int |E_P E_Q|^2 dV}. \quad (15)$$

Therefore,

$$\mathcal{G}_{PQ} \triangleq |G_{PQ,\text{opt}}| = \frac{c(\Theta_F + \Theta_C)}{n_s \sqrt{2sV_{PQ}}}, \quad (16)$$

defining the effective overlap volume

$$V_{PQ} = \frac{(\int |E_P|^2 dV)(\int |E_Q|^2 dV)}{\int |E_P|^2 |E_Q|^2 dV}. \quad (17)$$

The WGMs, which are most concentrated to the surface, have mode numbers $p = p'$ and $q = q'$. Since the magnon frequency $\sim 1\text{--}10$ GHz is much smaller than that of the photons, ~ 200 THz, the incident and scattered photons have nearly the same frequency, implying $p \approx q$ [see Eq. (2)]. The Bessel function J_p approaches the Airy function $\text{Ai}(x)$ for $p, q \gg 1$ [see Eq. (7)],

$$M_\phi^{\text{opt}} \propto \text{Ai}(x - \beta_\mu) \text{Ai}(x - \beta_\nu) e^{-p(\frac{\pi}{2} - \theta)^2} e^{i(p+q)\phi}, \quad (18)$$

where the coordinate x is given by Eq. (8) after the substitution $l \rightarrow p$. This is a traveling wave in the ϕ -direction and a Gaussian in the θ -direction. Its radial dependence for the lowest $\{\mu, \nu\}$ is plotted in Fig. 2, showing significant values only very close to the surface. The overlap volume (17) reads

$$V_{PQ} \approx \left(\frac{2}{p}\right)^{7/6} \frac{R^3 \pi^{3/2} |\text{Ai}'(-\beta_\mu) \text{Ai}'(-\beta_\nu)|}{\int_0^\infty \text{Ai}^2(x - \beta_\mu) \text{Ai}^2(x - \beta_\nu) dx}. \quad (19)$$

For $p = 3000$ and $\mu = \nu = 1$, $V_{\text{sph}}/V_{PQ} \approx 1600$, reflecting the localized nature of the WGMs.

For light with $\lambda_0 = 1.3$ μm , $p = 3190$ for a YIG sphere with parameters in Table I. For the first modes $\{\mu, \nu, \mathcal{G}_{PQ}/(2\pi)\} = \{1, 1, 364 \text{ Hz}\}$, $\{1, 2, 224 \text{ Hz}\}$, and $\{2, 2, 304 \text{ Hz}\}$, so $\mathcal{G}_{PQ} \gg G_K$. For a fixed λ_0 , $p \propto R$, and

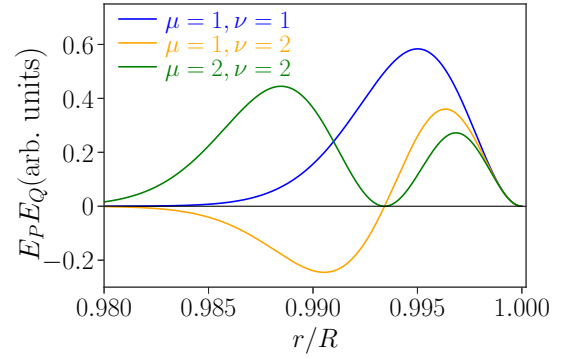


FIG. 2. The r -dependence of the product of the electric field of WGMs, in arbitrary units, for $p = p' = q = q' = 3000$ and radial mode numbers $\mu, \nu \in \{1, 2\}$. For the parameters of our system in Table I, this corresponds to photons with free-space wavelength ≈ 1.3 μm . The magnons similar to these profiles have nearly the largest possible optomagnonic coupling; cf. Eq. (14).

$\mathcal{G}_{PQ} \propto R^{-11/12}$ can be further enhanced by reducing the diameter.

Magnetic anisotropies and dipolar interaction can deform the circular precession of the magnons into an ellipse. Solving the above problem for a hypothetical linearly polarized magnetization precession, e.g., by letting $M_\phi \rightarrow \infty$ and $M_\rho \rightarrow 0$ while maintaining Eq. (11), leads to a diverging $\mathcal{G}_{PQ} \rightarrow \infty$. But such strong linear polarization is difficult to achieve in practice, and ellipticity is typically limited to $\sim 10\%$, also valid in the calculations below.

A similar analysis for P and Q being TE- and TM-polarized, respectively, reveals the same results with $\Theta_F + \Theta_C \rightarrow \Theta_F - \Theta_C$ and thus reduced couplings by a factor 0.45. It is therefore advantageous to input TM photons over TE for a larger blue sideband (magnon absorption) [22,50]. The coupling constant concerning magnon emission processes follows a very similar discussion since $G_{PQA}^{\text{blue}} = G_{QPA}^*$.

II. LANDAU-LIFSHITZ EQUATION

Here we derive the equations for the magnetic eigenmodes, which will later be shown to approximate the optimal profile derived above. The parameters for a standard YIG sphere are given in Table I. The Gilbert damping does not affect the magnon mode shapes to leading order and is disregarded. The magnetization dynamics then obeys the Landau-Lifshitz equation

$$\frac{d\mathbf{M}}{dt} = -\gamma \mu_0 \mathbf{M} \times \mathbf{H}_{\text{eff}}, \quad (20)$$

where \mathbf{M} is the magnetization, μ_0 is the free-space permeability, and the effective magnetic field

$$\mathbf{H}_{\text{eff}} = H_{\text{app}} \hat{\mathbf{z}} + \frac{2A_{\text{ex}}}{\mu_0 M_s^2} \nabla^2 \mathbf{M} + \mathbf{H}_{\text{dip}}, \quad (21)$$

where H_{app} is the applied field that saturates the magnetization to M_s in the $\hat{\mathbf{z}}$ -direction, A_{ex} is the exchange constant, and \mathbf{H}_{dip} is the dipolar field that solves Maxwell's equations in the magnetostatic approximation:

$$\nabla \times \mathbf{H}_{\text{dip}} = \mathbf{0}, \quad \nabla \cdot \mathbf{H}_{\text{dip}} = -\nabla \cdot \mathbf{M}, \quad (22)$$

which is valid for magnons with wavelengths sufficiently smaller than $c/\omega \sim 1$ cm [56]. The amplitudes $\mathbf{m} = \mathbf{M} - M_s \hat{\mathbf{z}}$ are taken to be small. The dipolar field has a large dc and a small ac component, $\mathbf{H}_{\text{dip}} = \mathbf{H}_{\text{demag}} + \mathbf{h}_{\text{dip}}$, where the demagnetization field $\mathbf{H}_{\text{demag}} = -M_s \hat{\mathbf{z}}/3$ for a sphere. We disregard the small magnetocrystalline anisotropies in YIG.

The scalar potential $\mathbf{h}_{\text{dip}} = -\nabla\psi$ satisfies

$$\nabla^2\psi = \nabla \cdot \mathbf{m}. \quad (23)$$

After substitution into Eq. (20), linearizing in \mathbf{m} , and in the frequency domain $\partial/\partial t \rightarrow -i\omega$,

$$\left[\pm\omega + \omega_a - \frac{\omega_s}{k_{\text{ex}}^2} \nabla^2 \right] m_{\pm} = -\omega_s \partial_{\pm} \psi, \quad (24)$$

where we used the circular coordinates $m_{\pm} = m_x \pm im_y$ and $\partial_{\pm} = \partial_x \pm i\partial_y$. Here $\omega_a = \gamma\mu_0(H_{\text{app}} - M_s/3)$, $\omega_s = \gamma\mu_0 M_s$, and the inverse exchange length

$$\frac{2\pi}{\lambda_{\text{ex}}} = k_{\text{ex}} = \sqrt{\frac{\mu_0 M_s^2}{2A_{\text{ex}}}}. \quad (25)$$

We call m_- (m_+) the Larmor (anti-Larmor) component since $m_+ = 0$ for a pure Larmor precession. Outside the magnet

$$\nabla^2\psi_o = 0. \quad (26)$$

The coupled set of differential equations (23)–(26) are closed by boundary conditions derived from Maxwell's equations at the interface,

$$\psi(R) = \psi_o(R), \quad -\partial_r\psi(R) + m_r(R) = -\partial_r\psi_o(R). \quad (27)$$

The first condition is required for a finite \mathbf{h}_{dip} at the surface, while the second one enforces continuity of the normal component of the magnetic field $\mathbf{h}_{\text{dip}} + \mathbf{m}$. At large distances, the magnetic field vanishes, implying a constant potential that can be chosen to be zero,

$$\psi_o(r \rightarrow \infty) = 0. \quad (28)$$

The boundary conditions for the magnetization depend on the surface morphology and are complicated by the long-range nature of the dipolar interaction [46,57,58]. Here, we present calculations for pinned boundary conditions, $m_{x,y}(R) = 0$, valid when the surface anisotropy is high [44,57,58]. This is not very realistic for samples with high surface quality but is sufficiently accurate for our purposes, as justified in Sec. III. For parameters in Table I, we get $\lambda_{\text{ex}} = 109$ nm, $\omega_a = 2\pi \times 5.6$ GHz, and $\omega_s = 2\pi \times 4.9$ GHz.

III. EXCHANGE-DIPOLE MAGNONS

Here we discuss the amplitude of the magnons in dielectric magnetic spheres, which resemble the ideal magnetization distribution derived in Sec. I. These are the surface exchange-dipolar magnons localized at the equator derived in Appendix A. Our discussion follows a similar analysis as Refs. [42,46], albeit in a different geometry.

Analogous to the photons discussed above, magnons in spheres are characterized by three mode numbers $\{l, m, \nu\}$. Their amplitudes are a linear combination of three terms

[cf. Eqs. (A22) and (A23)],

$$m_{\pm}(\mathbf{r}) = m_0 Y_{l\pm 1}^{m\pm 1}(\theta, \phi) \left[\zeta_{\text{dip},\pm} \left(\frac{r}{R} \right)^{l\pm 1} + \zeta_{\text{ex},\pm} \frac{J_{l\pm 1}(kr)}{J_{l-1}(kR)} + \zeta_{s,\pm} \frac{I_{l\pm 1}(kr)}{I_{l-1}(kR)} \right], \quad (29)$$

with ‘dispersion’ relations [cf. Eq. (A7)],

$$\frac{k^2}{k_{\text{ex}}^2} = \frac{\omega_{\text{sq}} - \omega_{\text{DE}}}{\omega_s}, \quad \frac{\kappa^2}{k_{\text{ex}}^2} = \frac{\omega_{\text{sq}} + \omega_{\text{DE}}}{\omega_s}, \quad (30)$$

$$\omega_{\text{sq}} = \sqrt{\omega^2 + \frac{\omega_s^2}{4}}, \quad \omega_{\text{DE}} = \omega_a + \frac{\omega_s}{2}.$$

The partial waves appear with coefficients ζ defined below. Here k_{ex} , ω_s , ω_a are defined below Eq. (24), ω_{DE} is the frequency of the surface magnons in a purely dipolar theory [59,60], ω is the resonance frequency of the magnon, and the normalization constant m_0 is determined below. {“dip”, “ex”, “s”} refers to {dipolar, exchange, surface}, respectively.

The ratios of anti-Larmor (m_+) and Larmor (m_-) components are a measure of the ellipticity [see Eq. (A24)]:

$$\zeta_{\text{dip}+} = 0, \quad \frac{\zeta_{\text{ex}+}}{\zeta_{\text{ex}-}} = \frac{\omega_{\text{sq}} - \omega}{\omega_s/2}, \quad \frac{\zeta_{s+}}{\zeta_{s-}} = \frac{\omega_{\text{sq}} + \omega}{\omega_s/2}. \quad (31)$$

The coefficients ζ read for pinned boundary conditions $\mathbf{m}(R) = \mathbf{0}$ [see Eqs. (A25) and (A26)]

$$\zeta_{\text{dip},-} = \frac{\omega_{\text{sq}}}{\omega_s/2}, \quad \zeta_{\text{ex},-} = \frac{-\kappa^2}{k_{\text{ex}}^2}, \quad \zeta_{s,-} = \frac{-k^2}{k_{\text{ex}}^2}. \quad (32)$$

Close to the boundary, the “dip” and “s” terms dominate, but the “ex” term in m_{\pm} takes over for $r/R < 1 - 1/l$.

The dipolar (subscript “dip”) term in Eq. (29) decays exponentially with distance from the surface with a length scale R/l . This solution is not affected by exchange [49,60] because $\nabla^2(Y_l^m(\theta, \phi)(\frac{r}{R})^l) = 0$. For $l \gg 1$, the surface term (subscript “s”) simplifies by the asymptotics of the Bessel function to

$$\frac{I_{l-1}(kR)}{I_{l-1}(kR)} \approx \left(\frac{\sqrt{l^2 + \kappa^2 R^2} - l}{\sqrt{l^2 + \kappa^2 R^2} + l} \right) \frac{I_{l+1}(kr)}{I_{l-1}(kR)} \approx \exp \left[-\sqrt{l^2 + \kappa^2 R^2} \frac{R-r}{R} \right]. \quad (33)$$

This is again an exponential decay, but on an even shorter scale $R/\sqrt{l^2 + \kappa^2 R^2}$ than the dipolar term. At first glance, it appears to have a large negative exchange energy, $\propto -\kappa^2$, but its total contribution to the energy is small due to its very small mode volume. Both “dip” and “s” terms are important to satisfy the boundary conditions, but they do not contribute significantly to the optomagnonic coupling because the optical WGMs penetrate much deeper into the magnet (see Fig. 2). The exchange “ex” function in Eq. (29), on the other hand, resembles a photon WGM when $kR \approx l$ (see Sec. I). We show below that this condition is satisfied by magnons with $\nu > 0$.

We now turn to the magnon eigenfrequencies and modes for fixed l and m with $\nu \geq 0$ (using Appendix A). For $\nu = 0$, the resonance frequency $\omega_0^2 \approx \omega_a^2 + \omega_a \omega_s$ and mode

amplitudes Eq. (29) approach

$$m_\phi \approx l^{3/2} \sqrt{\frac{\gamma \hbar M_s}{2R^3}} Y_l^m(\theta, \phi) \left(\frac{r}{R}\right)^{l-1} \left(1 - \frac{r^2}{R^2}\right) \quad (34)$$

and $m_\rho = -im_\phi$ when $k_{\text{ex}}R \gg \sqrt{l}$, which is the case for typical experimental conditions discussed below. We normalized m_ϕ according to Eq. (B14). Note that (only) the results for $\nu = 0$ depend strongly on the surface pinning.

For nonzero $\nu \sim O(1)$, analogous to Eq. (2) for the photons,

$$k_\nu R = l + \beta_\nu \left(\frac{l}{2}\right)^{1/3}, \quad (35)$$

where $\beta_\nu \in \{2.3, 4.1, 5.5, \dots\}$ are again the negative of the zeros of Airy's function. We compute coefficients $\{\zeta_{\text{dip},-}, \zeta_{\text{ex},-}, \zeta_{\text{s},-}, \zeta_{\text{dip},+}, \zeta_{\text{ex},+}\} \approx \{3.5, 3.4, 0.1, 0.5, 1.0\}$. Although $\zeta_{\text{ex}} \sim \zeta_{\text{dip}}$, the energy of the ‘‘dip’’ term is much smaller than that of the ‘‘ex’’ term because the former is localized to a small skin depth $\sim R/l$ and therefore does not contribute much when integrated over the mode volume. We disregard ‘‘dip’’ and ‘‘s’’ terms at the cost of an error scaling as $\propto l^{-1/3}$. The magnetization

$$m_\phi(\mathbf{r}) \approx \sqrt{\frac{\gamma \hbar M_s}{2R^3 \mathcal{N}_l(kR)}} Y_l^m(\theta, \phi) J_l(k_\nu r) \tan \theta_e, \quad (36)$$

$$m_\rho(\mathbf{r}) \approx -im_\phi(\mathbf{r}) \cot^2 \theta_e \quad (37)$$

for $r/R < 1 - 1/l$, where \mathcal{N} is given by Eq. (5). Since the magnetic field generated by magnetic dipoles is elliptically polarized, the magnetization precesses on an ellipse with major and minor axes along $\boldsymbol{\rho}$ and $\boldsymbol{\phi}$, respectively. The ellipticity is parametrized by the angle θ_e , given by

$$\tan \theta_e = \sqrt{\frac{\zeta_{\text{ex},-} - \zeta_{\text{ex},+}}{\zeta_{\text{ex},-} + \zeta_{\text{ex},+}}} = \sqrt{\frac{\omega_s/2 - \omega_{\text{sq}} + \omega}{\omega_s/2 + \omega_{\text{sq}} - \omega}}. \quad (38)$$

The amplitudes (36) are normalized according to Eq. (B14).

For $R = 300 \mu\text{m}$ and $l = 6000$ (see Sec. IV), $2\pi R/l \approx 300 \text{ nm}$ is the magnon wavelength for a typical experiment. The ϕ -component of the magnetization m_ϕ for $\nu \leq 3$ is plotted in Fig. 3, while m_ρ looks similar to m_ϕ after scaling (not shown for brevity). $\nu > 0$ modes contribute significantly to the coupling with large overlap factors (see Sec. IV for explicit expressions).

For the parameters in Table I, we find $\lambda_{\text{ex}} = 2\pi/k_{\text{ex}} = 109 \text{ nm}$, $\omega_a = 2\pi \times 5.6 \text{ GHz}$ and $\omega_s = 2\pi \times 4.9 \text{ GHz}$. Putting $kR = l$ in Eq. (30), we get the frequency $\omega_N = 2\pi \times 8.4 \text{ GHz}$. $\omega_0 = 2\pi \times 7.7 \text{ GHz}$, while frequencies for $\nu = \{1, 2, 3\}$ are $\omega_\nu = \omega_N + 2\pi \times \{7.5, 13.2, 17.9\} \text{ MHz}$, respectively. We estimate the linewidth of the magnons $\sim \alpha_G \omega_\nu$, in terms of the (geometry-independent) bulk Gilbert constant $\alpha_G = 10^{-4}$ [5,37]. The frequency splittings are an order of magnitude larger than the typical linewidth, so the magnon resonances are well defined. The exchange mode has a small ellipticity $\tan \theta_e = 0.8$.

At these frequencies the ‘‘surface’’ term in Eq. (29) has wavelengths $2\pi/\kappa_\nu \approx 60 \text{ nm}$. It decays much faster into the sphere than the wavelength of infrared light, $> 500 \text{ nm}$ in YIG, which validates our statements above.

We assumed perfect pinning at the boundary, $m_\pm(R) = 0$, which is realistic only when surface anisotropies are strong [46,57,58]. While Eqs. (29)–(31) do not depend on the boundary conditions, the relative weights of three waves, $\{\zeta_{\text{dip},-}, \zeta_{\text{ex},-}, \zeta_{\text{s},-}\}$, do. However, the validity of Eq. (36) and (37) depends only on the fact that the energy is dominated by the Bessel function, which still holds for imperfect pinning and $\nu > 0$. We estimate the contributions of surface exchange waves to the magnon mode energy by the parameter

$$\eta = \frac{|\zeta_{\text{dip},-}|^2 \int_0^1 J_l^2(kR) \int_0^1 (r/R)^{2l} dr}{|\zeta_{\text{ex},-}|^2 \int_0^1 J_l^2(kr) dr}. \quad (39)$$

For a film, the squared ratio of the ζ coefficients is ~ 1 [46], which should be the case also for a sphere with curvature R much larger than the magnon wavelength R/l . The second fraction is $O(l^{-1/3})$. Therefore $\eta \ll 1$, implying that the energy is indeed dominated by the Bessel function as assumed in Eq. (36). Reduced pinning changes the magnetization profile near the surface, $r/R > 1 - 1/l$, but not the coupling of states with $\nu > 0$ to the WGMs.

IV. OPTOMAGNONIC COUPLING

We calculate the coupling constant G_{PQA} given by Eq. (9). Consider an incident TM-polarized WGM $P \equiv \{p, -p', \mu\}$ that reflects into a TE-polarized WGM $Q \equiv \{q, q', \nu\}$ by absorbing a magnon $A \equiv \{\alpha, \alpha', \xi\}$. Their frequencies are, respectively, ω_P , ω_Q , and $\omega_A \ll \omega_P, \omega_Q$. By energy conservation, $\omega_P \approx \omega_Q$ and thus $p \approx q$ [see Eq. (2)]. For the modes localized near the equator, $\theta = \pi/2$, the indices $x \approx x'$, where $x \in \{p, q, \alpha\}$. The conservation of angular momentum in the z -direction [33], cf. Eq. (43), implies $p' + q' = \alpha'$. For $\lambda_0 \approx 1.3 \mu\text{m}$, Eq. (2) and Table I give $p \approx 3000$ for $\nu_P \sim O(1)$. Summarizing, $p \approx p' \approx q \approx q' \approx \alpha/2 \approx \alpha'/2 \approx 3000$.

From Figs. 2 and 3, we observe that the radial magnon amplitude can be close to the optimal profile. This is also the case in the azimuthal θ -direction close to the equator (not shown). Here, we confirm this observation by explicitly calculating the mode overlap integrals.

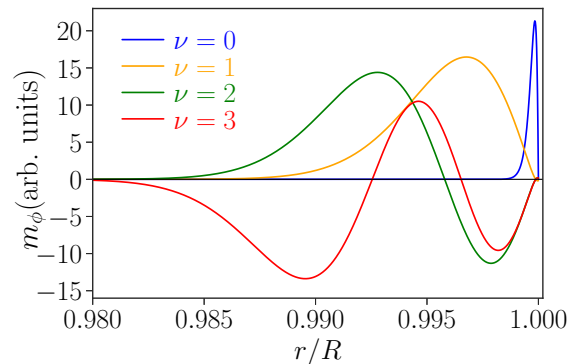


FIG. 3. Radial dependence of $m_\phi = (m_+ e^{-i\phi} - m_- e^{i\phi})/2$ for $\nu \leq 3$ and $l = 6000$ with parameters from Table I. $\nu = 0$ resembles a purely dipolar wave and is localized to $1 > r/R > 1 - 2/l$. For $\nu > 0$ the magnetization is dominated by the Bessel function except for the region occupied by the $\nu = 0$ mode.

The coupling constant Eq. (9) can be written

$$G_{PQA} = \frac{c(\Theta_F + \Theta_C)}{n_s \sqrt{2sR^3}} \mathcal{A}_{PQA} \mathcal{R}_{PQA}, \quad (40)$$

in terms of the dimensionless angular and radial overlap integrals, \mathcal{A}_{PQA} and \mathcal{R}_{PQA} .

The angular part,

$$\mathcal{A}_{PQA} = \int Y_p^{-p'} Y_\alpha^{\alpha'} (Y_q^{q'})^* \sin \theta d\theta d\phi, \quad (41)$$

is a standard integral that can be written in terms of Clebsch-Gordan coefficients $\langle l_1 m_1, l_2 m_2 | l_3 m_3 \rangle$. For $p, q, \alpha \gg 1$,

$$\mathcal{A}_{PQA} \approx \sqrt{\frac{pq}{2\pi\alpha}} \langle pp', qq' | \alpha\alpha' \rangle \langle p0, q0 | \alpha0 \rangle. \quad (42)$$

With $x = x'$, where $x \in \{p, q, \alpha\}$, the Gaussian approximation [Eq. (6)] leads to

$$\mathcal{A}_{PQA} \approx \delta_{\alpha, p+q} \frac{(pq\alpha)^{1/4}}{\pi^{3/4} \sqrt{p+q+\alpha}} \approx \delta_{\alpha, p+q} \frac{p^{1/4}}{3.97}, \quad (43)$$

where in the second step we used $p \approx q \approx \alpha/2$. \mathcal{A}_{PQA} vanishes when $\alpha \neq p+q$, reflecting the conservation of angular momentum in the z -direction. The angular overlap is optimal because $Y_\alpha^\alpha \propto Y_p^p Y_q^q$ for $p \approx q \approx \alpha/2$, which equals the angular part in Eq. (18). For $p = 3000$, $\mathcal{A}_{PQA} = 1.9$.

We discuss the radial overlap first for the magnon $\xi = 0$ with magnetization given by Eq. (34). Then

$$\mathcal{R}_{PQA}^{(0)} = \int_0^R \frac{\alpha^{3/2} J_p(k_P r) J_q(k_Q r)}{\sqrt{\mathcal{N}_p(k_P R) \mathcal{N}_q(k_Q R)}} \frac{r^{\alpha+1} (R^2 - r^2)}{R^{\alpha+4}} dr, \quad (44)$$

where $\{k_P, k_Q\}$ are the photon wave numbers, Eq. (2). Since the magnetic amplitude is significant only near the surface, we may linearize the optical fields (the Bessel functions) close to R . Using Eq. (2) and the Airy's function approximation [48], cf. Eq. (7),

$$J_p(k_P r) \approx \frac{2^{2/3} \text{Ai}'(-\beta_\mu)}{p^{2/3}} \left[P_{\text{TM}} + p \left(1 - \frac{r}{R} \right) \right] \quad (45)$$

and

$$\mathcal{N}_p(k_P R) \approx \left(\frac{2}{p} \right)^{4/3} \frac{\text{Ai}'^2(-\beta_\mu)}{2}. \quad (46)$$

Similar results hold for $\{p, P, \mu, P_{\text{TM}}\} \rightarrow \{q, Q, \nu, P_{\text{TE}}\}$. For $p \approx q \approx \alpha/2$,

$$\mathcal{R}_{PQA}^{(0)} = \sqrt{\frac{2}{p}} \left[P_{\text{TM}} P_{\text{TE}} + P_{\text{TM}} + P_{\text{TE}} + \frac{3}{2} \right]. \quad (47)$$

For $p = 3000$ and $n_s = 2.2$, $\mathcal{R}_{PQA}^{(0)} = 0.08$ and the coupling $G_{PQA}^{(0)} = 2\pi \times 2.8$ Hz is of the same order as that to the Kittel mode, $G_K = 2\pi \times 9.1$ Hz (see Sec. I) [33]. We emphasize that this result depends strongly on the magnetic boundary condition (taken to be fully pinned here) and only indicates the smallness of the coupling.

The magnetization Eq. (36) for $\xi \geq 1$ gives

$$\frac{\mathcal{R}_{PQA}}{M_e} \approx \int_0^R \frac{dr}{R} \frac{J_p(k_P r) J_q(k_Q r) J_\alpha(k_A r)}{\sqrt{\mathcal{N}_p(k_P R) \mathcal{N}_q(k_Q R) \mathcal{N}_\alpha(k_A R)}}, \quad (48)$$

to leading order in α , where

$$M_e = \frac{\tan \theta_e \Theta_F + \cot \theta_e \Theta_C}{\Theta_F + \Theta_C}. \quad (49)$$

For a YIG sphere with parameters in Table I, the ellipticity of the magnons $\tan \theta_e = 0.8$ and $M_e \approx 0.95$. The parameter M_e takes into account that m_ρ and m_ϕ contribute differently to the coupling being proportional to the magneto-optical constants Θ_C and Θ_F , respectively [see Eq. (9)]. In YIG, $\Theta_F > \Theta_C$ in the infrared (see Table I), so the coupling is reduced because $|m_\phi| < |m_\rho|$ [see Eqs. (36) and (37)].

The Bessel functions asymptotically become Airy's functions, Eq. (7),

$$\frac{|\mathcal{R}_{PQA}|}{M_e} \approx \sqrt{2} p^{1/3} \int_0^\infty A_\mu(x) A_\nu(x) A_\xi(2^{2/3} x) dx, \quad (50)$$

where the scaled radial coordinate x ,

$$x = \frac{l}{(l/2)^{1/3}} \left(1 - \frac{r}{R} \right), \quad (51)$$

and the normalized Airy's function,

$$A_o(x) = \frac{\text{Ai}(x - \beta_o)}{|\text{Ai}'(-\beta_o)|}. \quad (52)$$

\mathcal{R}_{PQA} mainly depends on the radial structure of the mode amplitudes with a weak scaling factor of $p^{1/3}$. We summarize results as $\{\mu, \nu, \xi, \mathcal{R}_{PQA}\}$, where ξ is chosen to maximize \mathcal{R}_{PQA} for given $\{\mu, \nu\}$. For $p = 3000$, we find $\{1, 1, 1, 8.02\}$, $\{1, 2, 1, 3.64\}$, and $\{2, 2, 3, 5.63\}$, much larger than the dipolar mode $\mathcal{R}_{PQA}^{(0)} = 0.08$.

For a given pair (P, Q) , we define \mathbb{G}_{PQ} as the maximum over all G_{PQA} . With $x = x'$, where $x \in \{p, q, \alpha\}$, the angular momentum of the magnon is fixed by the WGMs; see Eq. (43). The radial index can be found by maximizing the integral appearing in Eq. (50) by enumerating it for each ξ . The maximum appears at $\xi \sim O(1)$ for $\mu, \nu \sim O(1)$, so we do not need to go beyond $\xi = 10$.

We present the final results in Table II, where $\mathbb{G}_{PQ} \sim 2\pi \times 200$ Hz. This can be compared with the maximum coupling possible for WGMs, \mathcal{G}_{PQ} discussed in Sec. I. We find $\mathbb{G}_{PQ}/\mathcal{G}_{PQ} = M_e M_r$, where M_e is given in Eq. (49) and the radial "mismatch"

$$M_r = \frac{2^{1/3} \int_0^\infty A_\mu(x) A_\nu(x) A_\xi(2^{2/3} x) dx}{\sqrt{\int_0^\infty A_\mu^2(x) A_\nu^2(x) dx}}. \quad (53)$$

TABLE II. The calculated optomagnonic coupling for a given $\{\mu, \nu\}$ and ξ chosen to maximize G_{PQA} . M_r is the radial overlap defined in the text, such that $M_r = 1$ for the ideal magnetization distribution. $M_r \sim 1$ indicates high overlap.

μ	ν	ξ	$\mathbb{G}_{PQ}/(2\pi)$	M_r
1	1	1	304	0.88
1	2	1	138	0.65
2	2	3	213	0.74
1	3	2	144	0.82
2	3	4	130	0.66
3	3	5	180	0.70

Table II indeed shows $M_r \sim O(1)$ implying a near-ideal mode matching. Furthermore, $\mathbb{G}_{PQ} \gg G_K$, the coupling to the Kittel mode. By doping with bismuth, the coupling can be increased tenfold [20] to $\mathbb{G}_{PQ} \sim 2\pi \times 2$ kHz. We see that $\mathbb{G}_{PQ}/\mathbb{G}_{PQ}$ does not depend on R and hence both scale $\mathbb{G}_{PQ}, \mathbb{G}_{PQ} \propto R^{-0.9}$. For a microsphere with $R = 10 \mu\text{m}$ ($p \approx 100$), $\mathbb{G}_{PQ} \sim 2\pi \times 4$ kHz is possible in YIG, but fabrication is challenging. A very similar theory as outlined here can be applied to YIG disks when their aspect ratio is close to unity and the demagnetization fields are approximately uniform. Scaling those down by nanofabrication of thin films may be the most straightforward option to enhance the coupling in otherwise monolithic optical waveguide structures.

The above analysis for magnon cooling via $\text{TM} \rightarrow \text{TE}$ scattering can be generalized, similar to the discussion at the end of Sec. I. The coupling constant $G_{\text{TE} \rightarrow \text{TM}}^{\text{cool}}$ is smaller by a factor $\Theta_F - \Theta_C / (\Theta_F + \Theta_C) = 0.45$. Also, by hermiticity, $|G_{\sigma \rightarrow \sigma'}^{\text{pump}}| = |G_{\sigma' \rightarrow \sigma}^{\text{cool}}|$ if the directions of motion are reversed as well.

A-magnons are efficiently cooled by the process $P + A \rightarrow Q$ when the magnon annihilation rate exceeds that of the magnon equilibration. For the internal optical dissipation κ_{int} and the leakage rate of photons into the fiber κ_{ext} , the cooperativity should satisfy [32]

$$C = \frac{4G_{PQA}^2 n_P}{(\kappa_{\text{int}} + \kappa_{\text{ext}})\kappa_A} > 1, \quad (54)$$

where n_P is the number of photons in P -mode, $\kappa_A \sim 2\pi \times 0.5$ MHz is the magnon's linewidth in YIG, and $\kappa_{\text{int}} \sim 2\pi \times 0.1\text{--}0.5$ GHz [16–18]. We assumed $\omega_P + \omega_M = \omega_Q$ for simplicity. In terms of input power P_{in} [32],

$$n_P = \frac{4\kappa_{\text{ext}}}{(\kappa_{\text{int}} + \kappa_{\text{ext}})^2} \frac{P_{\text{in}}}{\hbar\omega_P}. \quad (55)$$

The cooperativity C is maximized at $\kappa_{\text{ext}} = \kappa_{\text{int}}/2$ for a given input power.

For $G_{PQA} \sim 2\pi \times 200$ Hz, $C_{PQA} = 1$ for $n_P \sim 10^9\text{--}10^{10}$ requiring large powers $P_{\text{in}} \sim 50\text{--}1000$ mW for $\omega_P = 2\pi \times 200$ THz. However, required P_{in} can be significantly reduced by scaling or doping as discussed above: a tenfold increase in G causes a hundredfold decrease in required input power. Similar arguments hold for magnon pumping processes $P \rightarrow A + Q'$. The steady-state number of magnons is governed by a balance of all cooling and pumping processes, whose analysis we defer to a future work.

The strong-coupling regime is reached under the condition $G_{PQA}\sqrt{n_P} > (\kappa_{\text{int}} + \kappa_{\text{ext}})\kappa_A$, which again requires an unrealistically large $n_P > 10^{12}$ for $G_{PQA} \sim 2\pi \times 200$ Hz and powers exceeding kilowatts, because of the large optical linewidths observed in typical YIG spheres [16–18]. The optical lifetime is limited by material absorption [16] and thus can be improved only at the cost of reduced magneto-optical coupling. Two to three orders of magnitude improvement in the coupling constant is required to bridge this gap.

V. DISCUSSION

We modeled the magnetization dynamics in spherical cavities in order to find its optimal coupling to WGM photons. We find that selected exchange-dipolar magnons localized close

to the equator (but not the Damon-Eshbach modes) are almost ideally suited to play that role. We predict an up to 40-fold increase in the coupling constant, implying a 1000-fold larger signal in Brillouin light scattering, as compared to that of the Kittel mode (in equilibrium). Further improvement requires smaller optical volumes or higher magneto-optical constants.

The option to shrink the cavity and optical volume is limited by the wavelength λ_0/n_s . For $\lambda_0 = 1.3 \mu\text{m}$ and $n_s = 2.2$, a cavity with an optical volume of λ_0^3/n_s^3 gives an upper limit $\sim 2\pi \times 50$ kHz for pure YIG. In a Bi:YIG sphere of radius $\sim \lambda_0/n_s$, the optical first Mie resonance may strongly couple with the Kittel mode [35].

The coupling can be enhanced by the ellipticity angle θ_e of the magnetization, which is controlled by crystalline anisotropy, saturation magnetization, and geometry. Linear polarization $\theta_e \rightarrow 0$ or $\theta_e \rightarrow \pi/2$ would lead to a diverging coupling, but in practice magnons are close to circularly polarized, $\theta_e \approx \pi/4$. For YIG spheres, the weak ellipticity even suppresses the coupling, $M_e < 1$ in Eq. (49).

In purely dipolar theory, the surface magnons are chiral, i.e., only modes with $m > 0$ exist. Then, from Fig. 1, magnon creation is not allowed, leading to improved cooling of magnons [32]. When the exchange interaction kicks in, propagation is not unidirectional [61], but we still expect suppression of the red sideband (magnon creation). We leave an analysis of the chirality of exchange-dipolar magnons to a future article.

We find that light may efficiently pump or cool certain surface (low-wavelength) magnons that do not couple easily to microwaves. This could be used to manipulate macroscopically coherent magnons, raising hopes of accessing interesting nonclassical dynamics in the foreseeable future.

ACKNOWLEDGMENTS

We thank T. Yu, S. Streib, M. Elyasi, and K. Sato for helpful input and discussions. This work is financially supported by the Nederlandse Organisatie voor Wetenschappelijk Onderzoek (NWO) as well as a Grant-in-Aid for Scientific Research (Grants No. 26103006 and No. 19H006450) of the Japan Society for the Promotion of Science (JSPS). B.Z.R. thanks Iran's National Elites Foundation for their support.

APPENDIX A: EXCHANGE-DIPOLAR MAGNONS

Here, we solve Eqs. (23)–(26) with Maxwell boundary conditions, Eq. (27), and pinned surface magnetization $m_{\pm}(R) = 0$. The magnetization in the linearized LL equation, Eq. (24), can be eliminated in favor of the scalar potential ψ , Eq. (23) [46],

$$\left[(O^2 - \omega^2)\nabla^2 + \omega_s O \left(\nabla^2 - \frac{\partial^2}{\partial z^2} \right) \right] \psi = 0, \quad (\text{A1})$$

where $O = \omega_a - D_{\text{ex}}\nabla^2$ with $D_{\text{ex}} = \omega_s/k_{\text{ex}}^2$. The general solution for a sphere is complicated because the magnetization breaks the rotational symmetry, but it can be simplified for the surface magnons near the equator. The ansatz

$$\psi(\mathbf{r}) = Y_l^m(\theta, \phi)\Psi(r), \quad (\text{A2})$$

where

$$Y_l^m(\theta, \phi) = (-1)^m \sqrt{\frac{2l+1}{4\pi} \frac{(l-m)!}{(l+m)!}} P_l^m(\cos\theta) e^{im\phi} \quad (\text{A3})$$

are spherical harmonics with associated Legendre polynomials

$$P_l^m(x) = \frac{(-1)^m}{2^l l!} (1-x^2)^{m/2} \frac{d^{l+m}}{dx^{l+m}} (x^2-1)^l, \quad (\text{A4})$$

leads to $\nabla^2 \psi = Y_l^m \hat{O}_l \Psi$, where

$$\hat{O}_l = \frac{1}{r^2} \frac{\partial}{\partial r} \left(r^2 \frac{\partial}{\partial r} \right) - \frac{l(l+1)}{r^2} \quad (\text{A5})$$

have spherical Bessel functions of order l as eigenfunctions. The surface magnons with large angular momentum l are localized near the equator and have a large “kinetic energy” along the equator. The confinement along the θ -direction is not so strong, however, so the magnon amplitude looks like a flat tire. *A posteriori*, we find $k_\theta \propto \sqrt{l}$, while $k_\phi \propto l$. For large l , the terms $\partial_z^2 \approx R^{-2} \partial_\theta^2$ near the equator may therefore be disregarded in Eq. (A1). This gives a cubic in \hat{O}_l , similar to a magnetic cylinder [42],

$$\hat{O}_l(\hat{O}_l + k^2)(\hat{O}_l - \kappa^2)\Psi = 0, \quad (\text{A6})$$

where

$$D_{\text{ex}} k^2 = \omega_{\text{sq}} - \omega_a - \frac{\omega_s}{2}, \quad D_{\text{ex}} \kappa^2 = \omega_{\text{sq}} + \omega_a + \frac{\omega_s}{2}, \quad (\text{A7})$$

where

$$\omega_{\text{sq}} = \sqrt{\omega^2 + \frac{\omega_s^2}{4}}. \quad (\text{A8})$$

κ is real and k is real as well when $\omega > \sqrt{\omega_a^2 + \omega_a \omega_s}$, which is the case for $k \approx l/R$, i.e., waves propagating along the equator (see Sec. IV).

Consider the eigenvalue equation $\hat{O}_l \Psi_\mu = -\mu^2 \Psi_\mu$ with reciprocal “length scales” $\mu \in \{0, k, i\kappa\}$. Its two linearly independent solutions are spherical Bessel functions of the first and second kind, which in the limit $l \gg 1$ are proportional to Bessel functions of the first [$J_l(\mu r)$] and second [$Y_l(\mu r)$], not to be confused with the spherical harmonic Y_l^m kind, respectively. $Y_l(\mu r)$ diverges at $r=0$, so inside the sphere $\Psi_\mu = J_l(\mu r)$. Thus, Eq. (A6) has three linearly independent solutions, $\{\Psi_0, \Psi_k, \Psi_{i\kappa}\}$, and the general solution is

$$\Psi = \sum_{i=1}^3 \alpha_i \frac{J_l(\mu_i r)}{\mu_i J_{l-1}(\mu_i R)}, \quad (\text{A9})$$

where $\mu_1 \rightarrow 0$, $\mu_2 = k$, $\mu_3 = i\kappa$, α_i are integration constants, and the Bessel functions

$$J_l(z) = \sum_{r=0}^{\infty} \frac{(-1)^r}{r!(r+l)!} \left(\frac{z}{2}\right)^{2r+l}. \quad (\text{A10})$$

The spatial distribution of the three components is discussed in more detail in the main text (see Sec. III).

Bringing back the angular dependence, $\psi = Y_l^m \Psi$ [see Eq. (A2)], the derivative $\partial_\pm = \partial_x \pm i\partial_y$ (introduced in Sec. II),

$$\partial_\pm \psi = Y_l^m e^{\pm i\phi} \sum_{i=1}^3 \frac{\alpha_i}{J_{l-1}(\mu_i R)} \left(J'_l(\mu_i r) \mp \frac{m J_l(\mu_i r)}{\mu_i r} \right), \quad (\text{A11})$$

where $\partial_\pm = \partial_x \pm i\partial_y$. Close to the equator, $\rho \approx r$ and using $l \gg |l-m|$,

$$\partial_\pm \psi \approx \mp Y_{l\pm 1}^{m\pm 1} \sum_{i=1}^3 \frac{J_{l\pm 1}(\mu_i r)}{J_{l-1}(\mu_i R)}, \quad (\text{A12})$$

where we used the recursion relations [48]

$$J_{\alpha\pm 1}(x) = \frac{\alpha}{x} J_\alpha(x) \mp J'_\alpha(x) \quad (\text{A13})$$

and $Y_{l\pm 1}^{m\pm 1} \approx e^{\pm i\phi} Y_l^m$ that holds for $l \gg 1$, $|l-m|$. Solving Eq. (24) for magnetization,

$$m_\pm(\mathbf{r}) = Y_{l\pm 1}^{m\pm 1} \sum_{i=1}^3 \zeta_{i,\pm} \frac{J_{l\pm 1}(\mu_i r)}{J_{l-1}(\mu_i R)}, \quad (\text{A14})$$

with coefficients

$$\zeta_{i,\pm} = \frac{\omega_s \alpha_i}{\omega \pm \tilde{\omega}_i} \quad (\text{A15})$$

and $\tilde{\omega}_i = \omega_a + D_{\text{ex}} \mu_i^2$.

Outside the magnet, ψ_o satisfies a Laplace equation (26). Using the continuity of magnetic potential and $\psi_o \rightarrow 0$ at $r \rightarrow \infty$,

$$\psi_o = Y_l^m(\theta, \phi) \left(\frac{R}{r}\right)^{l+1} \sum_{i=1}^3 \alpha_i \frac{J_l(\mu_i R)}{\mu_i J_{l-1}(\mu_i R)}. \quad (\text{A16})$$

The integration constants α_i are governed by the following boundary conditions: Maxwell boundary conditions, Eq. (27), and the pinned magnetization boundary condition for the LL equation $m_\pm = 0$, which we justified *a posteriori* in Sec. III. Demanding $m_-(r=R) = 0$ and $\partial_r(\psi - \psi_o)|_{r=R} = 0$ gives

$$\sum_{i=1}^3 \frac{\omega_s \alpha_i}{\omega - \tilde{\omega}_i} = 0 = \sum_{i=1}^3 \alpha_i, \quad (\text{A17})$$

which is solved by

$$\alpha_1 = m_0 \frac{(\omega - \tilde{\omega}_1)(\tilde{\omega}_2 - \tilde{\omega}_3)}{\omega_s}, \quad (\text{A18})$$

$$\alpha_2 = m_0 \frac{(\omega - \tilde{\omega}_2)(\tilde{\omega}_3 - \tilde{\omega}_1)}{\omega_s}, \quad (\text{A19})$$

$$\alpha_3 = m_0 \frac{(\omega - \tilde{\omega}_3)(\tilde{\omega}_1 - \tilde{\omega}_2)}{\omega_s}, \quad (\text{A20})$$

where m_0 is a normalization constant.

We now arrive at the solution discussed in the main text, Sec. III. With $\{\mu_1, \mu_2, \mu_3\} = \{0, k, i\kappa\}$,

$$\lim_{\mu_1 \rightarrow 0} J_l(\mu_1 r) \approx \frac{1}{l!} \left(\frac{\mu_1 r}{2}\right)^l, \quad J_l(i\kappa r) = i^l I_l(\kappa r), \quad (\text{A21})$$

where I is the modified Bessel function. The above holds also for $l \rightarrow l \pm 1$. Substituting into Eq. (A14),

$$m_- = Y_{l-1}^{m-1} \left[\zeta_{1,-} \left(\frac{r}{R}\right)^{l-1} + \zeta_{2,-} \frac{J_{l-1}(kr)}{J_{l-1}(kR)} + \zeta_{3,-} \frac{I_{l-1}(\kappa r)}{I_{l-1}(\kappa R)} \right], \quad (\text{A22})$$

$$m_+ = Y_{l+1}^{m+1} \left[0 + \zeta_{2,+} \frac{J_{l+1}(kr)}{J_{l-1}(kR)} - \zeta_{3,+} \frac{I_{l+1}(\kappa r)}{I_{l-1}(\kappa R)} \right]. \quad (\text{A23})$$

In spite of $J_{l-1}(\mu_1 r) \rightarrow 0$, the first term of m_- is finite while that of m_+ vanishes. The Bessel function ratios in the third terms are real even though $J_l(i\kappa r)$ need not be.

According to Eq. (A15), the polarization of each term does not depend on the coefficients α_i . With $\{\tilde{\omega}_1, \tilde{\omega}_2, \tilde{\omega}_3\} = \{\omega_a, \omega_{\text{sq}} - \omega_s/2, -\omega_{\text{sq}} - \omega_s/2\}$, $\omega_{\text{sq}}^2 = \omega^2 + \omega_s^2/4$,

$$\frac{\zeta_{2,+}}{\zeta_{2,-}} = \frac{\omega + \omega_s/2 - \omega_{\text{sq}}}{\omega - \omega_s/2 + \omega_{\text{sq}}}. \quad (\text{A24})$$

A similar result holds by substituting $\zeta_{2\pm} \rightarrow \zeta_{3\pm}$ and $\omega_{\text{sq}} \rightarrow -\omega_{\text{sq}}$. Multiplying the numerator and denominator in the above equation by $\omega - \omega_s/2 - \omega_{\text{sq}}$, we arrive at the form Eq. (31) in the main text.

Substituting α_i for the pinned boundary conditions, Eqs. (A18)–(A20), into Eq. (A15),

$$\zeta_{1,-} = m_0 \frac{2\omega_{\text{sq}}}{\omega_s}, \quad (\text{A25})$$

$$\zeta_{2,-} = -m_0 \frac{\omega_a + \omega_{\text{sq}} + \omega_s/2}{\omega_s}, \quad (\text{A26})$$

$$\zeta_{3,-} = m_0 \frac{\omega_a - \omega_{\text{sq}} + \omega_s/2}{\omega_s}. \quad (\text{A27})$$

The above solutions satisfy Maxwell's boundary conditions, Eq. (27), and $m_-(R) = 0$ by design [see Eq. (A17)]. The last condition $m_+(R) = 0$ gives the resonance condition $\mathcal{R}_1(\omega) = \mathcal{R}_2(\omega)$, where

$$\mathcal{R}_1(\omega) = -\frac{J_{l+1}(kR)}{J_{l-1}(kR)}, \quad \mathcal{R}_2(\omega) = \frac{k^2 \omega_{\text{sq}} + \omega I_{l+1}(\kappa R)}{\kappa^2 \omega_{\text{sq}} - \omega I_{l-1}(\kappa R)}. \quad (\text{A28})$$

The roots of the above equation are counted by $\nu \geq 0$. For $k > 0$, the lowest root $\nu = 0$ occurs near $k \approx 0$ at frequency $\omega \approx \sqrt{\omega_a^2 + \omega_a \omega_s}$. The next and higher roots occur only around $kR \gtrsim l$ as plotted in Fig. 4 (the root $\nu = 0$ is to the far left of the origin). \mathcal{R}_1 is a rapidly varying function, while $\mathcal{R}_2 \approx 1.2$ is nearly constant. Sufficiently far from the zeros of $J_{l-1}(kR)$, $\mathcal{R}_1 < 0$ and at the crossing with \mathcal{R}_2 , $\mathcal{R}_1 \approx 1.2$. This implies that at magnon resonances, $J_{l-1}(kR) \approx 0$ or $kR \approx l + \beta_\nu (l/2)^{1/3}$, while $\omega(k)$ is given by Eq. (A7). Their explicit values are discussed in Sec. III.

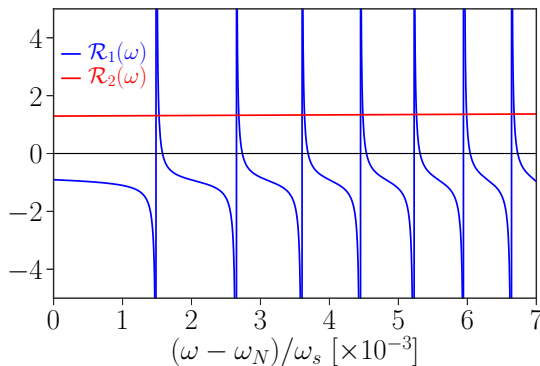


FIG. 4. The resonance condition $\mathcal{R}_1 = \mathcal{R}_2$ gives the allowed magnon frequencies when the magnetization is pinned at the surface. ω_N is the frequency at which $kR = l$.

APPENDIX B: NORMALIZATION

The classical Hamiltonian for a sphere that leads to the LL equation, Eq. (20), reads [40]

$$H = -\mu_0 \int \left[\left(H_{\text{app}} - \frac{M_s}{3} \right) M_z + \frac{\mathbf{m} \cdot \mathbf{h}_{\text{eff}}}{2} \right] dV, \quad (\text{B1})$$

where

$$\mathbf{h}_{\text{eff}} = \frac{2A_{\text{ex}}}{\mu_0 M_s^2} \nabla^2 \mathbf{m} + \mathbf{h}_{\text{dip}}, \quad (\text{B2})$$

and the integral is over all space. The solution of the linearized LL equation of motion gives a complete set of modes with spatiotemporal distribution $\mathbf{m}_p(\mathbf{r})e^{-i\omega_p t}$ and frequencies ω_p . We may expand the fields

$$A(\mathbf{r}) = \sum_{p, \omega_p > 0} [A_p(\mathbf{r})\alpha_p + A_p^*(\mathbf{r})\alpha_p^*], \quad (\text{B3})$$

where A_p is the amplitude of any of $\{m_x, m_y, h_x, h_y\}$ of the p th mode. Here and below the sum is restricted to positive frequencies. We have $\omega_a = \gamma \mu_0 (H_{\text{app}} - M_s/3)$, $\omega_s = \gamma \mu_0 M_s$, and

$$M_z \approx M_s - \frac{m_x^2 + m_y^2}{2M_s}. \quad (\text{B4})$$

Equation (20) relates \mathbf{m}_p and \mathbf{h}_p ,

$$\omega_s h_{x,p} = \omega_a m_{x,p} + i\omega_p m_{y,p}, \quad (\text{B5})$$

$$\omega_s h_{y,p} = \omega_a m_{y,p} - i\omega_p m_{x,p}. \quad (\text{B6})$$

Inserting these into the Hamiltonian,

$$H = \frac{\mu_0}{2} \sum_{pq} [X_{pq}\alpha_p\alpha_q + X_{pq}^*\alpha_p^*\alpha_q^* + Y_{pq}\alpha_p\alpha_q^* + Y_{pq}^*\alpha_p^*\alpha_q], \quad (\text{B7})$$

where

$$X_{pq} = \frac{i\omega_q}{\omega_s} \int (m_{y,p}m_{x,q} - m_{x,p}m_{y,q}) dV, \quad (\text{B8})$$

$$Y_{pq} = \frac{i\omega_q}{\omega_s} \int (m_{x,p}m_{y,q}^* - m_{y,p}m_{x,q}^*) dV. \quad (\text{B9})$$

Following Ref. [49], we find orthogonality relations between magnons. For $\mathbf{b}_p = \mathbf{h}_p + \mathbf{m}_p$, $\nabla \cdot \mathbf{b}_p = \mathbf{0}$ from Maxwell's equations and

$$\int \psi_q^* \nabla \cdot \mathbf{b}_p dV = \mathbf{0}, \quad (\text{B10})$$

where the scalar potential ψ_q obeys $\nabla^2 \psi_q = \nabla \cdot \mathbf{m}_q$. Integrating by parts and using $\mathbf{h}_q^* = -\nabla \psi_q^*$,

$$\int (\mathbf{h}_p + \mathbf{m}_p) \cdot \mathbf{h}_q^* dV = \mathbf{0}. \quad (\text{B11})$$

Using the same relation with $p \leftrightarrow q$ and subtracting,

$$\int (\mathbf{m}_p \cdot \mathbf{h}_q^* - \mathbf{m}_q^* \cdot \mathbf{h}_p) dV = 0. \quad (\text{B12})$$

Substituting the mode-dependent fields $\mathbf{h}_{p(q)}$ from Eqs. (B5) and (B6), we find that $(\omega_p - \omega_q)Y_{pq} = 0$. A similar

calculation starting with $\psi_q^* \rightarrow \psi_q$ in Eq. (B10) gives $(\omega_p + \omega_q)X_{pq} = 0$. Exchange breaks the degeneracy of the surface modes, as discussed in Appendix A. Since $\omega_p > 0$, we conclude that $X_{pq} = 0$ and $Y_{pq} \propto \delta_{pq}$. The Hamiltonian is then reduced to that of a collection of harmonic oscillators:

$$H = \mu_0 \sum_p Y_{pp} |\alpha_p|^2, \quad (\text{B13})$$

where we used $Y_{pp} = Y_{pp}^*$.

α_p is proportional to the amplitude of a magnon mode p . Correspondence with the quantum Hamiltonian for harmonic oscillators is achieved with a normalization that as-

sociates $|\alpha_p|^2$ to the number of magnons by demanding $\mu_0 Y_{pp} = \hbar \omega_p$ or

$$\int (|m_{-,p}|^2 - |m_{+,p}|^2) dV = 2\hbar \gamma M_s. \quad (\text{B14})$$

For a pure (circular) Larmor precession, i.e., $m_{\pm} = 0$, this condition can also be derived by assuming that the magnon has a spin of \hbar since

$$S_z = \int dV \frac{M_s - M_z}{\gamma} = \hbar \sum_p |\alpha_p|^2. \quad (\text{B15})$$

The spin of a magnon is not \hbar when the precession is elliptic ($m_{\pm} \neq 0$) [62].

-
- [1] A. V. Chumak, V. I. Vasyuchka, A. A. Serga, and B. Hillebrands, *Nat. Phys.* **11**, 453 (2015).
- [2] L. J. Cornelissen, J. Liu, R. A. Duine, J. B. Youssef, and B. J. van Wees, *Nat. Phys.* **11**, 1022 (2015).
- [3] Y. Tabuchi, S. Ishino, A. Noguchi, T. Ishikawa, R. Yamazaki, K. Usami, and Y. Nakamura, *C. R. Phys.* **17**, 729 (2016).
- [4] V. Cherepanov, I. Kolokolov, and V. L'vov, *Phys. Rep.* **229**, 81 (1993).
- [5] M. Wu and A. Hoffmann, *Recent Advances in Magnetic Insulators—From Spintronics to Microwave Applications* (Elsevier, Amsterdam, 2013), Vol. 64, pp. 1–408.
- [6] O. O. Soykal and M. E. Flatte, *Phys. Rev. Lett.* **104**, 077202 (2010).
- [7] H. Huebl, C. W. Zollitsch, J. Lotze, F. Hocke, M. Greifenstein, A. Marx, R. Gross, and S. T. B. Goennenwein, *Phys. Rev. Lett.* **111**, 127003 (2013).
- [8] Y. Tabuchi, S. Ishino, T. Ishikawa, R. Yamazaki, K. Usami, and Y. Nakamura, *Phys. Rev. Lett.* **113**, 083603 (2014).
- [9] X. Zhang, C.-L. Zou, L. Jiang, and H. X. Tang, *Phys. Rev. Lett.* **113**, 156401 (2014).
- [10] Y. Cao, P. Yan, H. Huebl, S. T. B. Goennenwein, and G. E. W. Bauer, *Phys. Rev. B* **91**, 094423 (2015).
- [11] B. Zare Rameshti, Y. Cao, and G. E. W. Bauer, *Phys. Rev. B* **91**, 214430 (2015).
- [12] B. Zare Rameshti and G. E. W. Bauer, *Phys. Rev. B* **97**, 014419 (2018).
- [13] L. McKenzie-Sell, J. Xie, C.-M. Lee, J. W. A. Robinson, C. Ciccarelli, and J. A. Haigh, *Phys. Rev. B* **99**, 140414(R) (2019).
- [14] Y. Kajiwara, K. Harii, S. Takahashi, J. Ohe, K. Uchida, M. Mizuguchi, H. Umezawa, H. Kawai, K. Ando, K. Takanashi, S. Maekawa, and E. Saitoh, *Nature (London)* **464**, 262 (2010).
- [15] S. T. B. Goennenwein, R. Schlitz, M. Pernpeintner, K. Ganzhorn, M. Althammer, R. Gross, and H. Huebl, *Appl. Phys. Lett.* **107**, 172405 (2015).
- [16] X. Zhang, N. Zhu, C.-L. Zou, and H. X. Tang, *Phys. Rev. Lett.* **117**, 123605 (2016).
- [17] A. Osada, R. Hisatomi, A. Noguchi, Y. Tabuchi, R. Yamazaki, K. Usami, M. Sadgrove, R. Yalla, M. Nomura, and Y. Nakamura, *Phys. Rev. Lett.* **116**, 223601 (2016).
- [18] J. A. Haigh, A. Nunnenkamp, A. J. Ramsay, and A. J. Ferguson, *Phys. Rev. Lett.* **117**, 133602 (2016).
- [19] D. L. Wood and J. P. Remeika, *J. Appl. Phys.* **38**, 1038 (1967).
- [20] D. Lacklison, G. Scott, H. Ralph, and J. Page, *IEEE Trans. Magn.* **9**, 457 (1973).
- [21] J. A. Haigh, S. Langenfeld, N. J. Lambert, J. J. Baumberg, A. J. Ramsay, A. Nunnenkamp, and A. J. Ferguson, *Phys. Rev. A* **92**, 063845 (2015).
- [22] W. Wettling, M. G. Cottam, and J. R. Sandercock, *J. Phys. C* **8**, 211 (1975).
- [23] A. Borovik-Romanov and N. Kreines, *Phys. Rep.* **81**, 351 (1982).
- [24] T. Sebastian, K. Schultheiss, B. Obry, B. Hillebrands, H. Schultheiss, and B. Obry, *Front. Phys.* **3**, 35 (2015).
- [25] R. Hisatomi, A. Osada, Y. Tabuchi, T. Ishikawa, A. Noguchi, R. Yamazaki, K. Usami, and Y. Nakamura, *Phys. Rev. B* **93**, 174427 (2016).
- [26] A. Osada, A. Gloppe, R. Hisatomi, A. Noguchi, R. Yamazaki, M. Nomura, Y. Nakamura, and K. Usami, *Phys. Rev. Lett.* **120**, 133602 (2018).
- [27] J. A. Haigh, N. J. Lambert, S. Sharma, Y. M. Blanter, G. E. W. Bauer, and A. J. Ramsay, *Phys. Rev. B* **97**, 214423 (2018).
- [28] P. A. Pantazopoulos, N. Stefanou, E. Almpanis, and N. Papanikolaou, *Phys. Rev. B* **96**, 104425 (2017).
- [29] D. Lachance-Quirion, Y. Tabuchi, A. Gloppe, K. Usami, and Y. Nakamura, *Appl. Phys. Exp.* **12**, 070101 (2019).
- [30] T. Liu, X. Zhang, H. X. Tang, and M. E. Flatté, *Phys. Rev. B* **94**, 060405(R) (2016).
- [31] S. Viola Kusminskiy, H. X. Tang, and F. Marquardt, *Phys. Rev. A* **94**, 033821 (2016).
- [32] S. Sharma, Y. M. Blanter, and G. E. W. Bauer, *Phys. Rev. Lett.* **121**, 087205 (2018).
- [33] S. Sharma, Y. M. Blanter, and G. E. W. Bauer, *Phys. Rev. B* **96**, 094412 (2017).
- [34] A. Osada, A. Gloppe, Y. Nakamura, and K. Usami, *New J. Phys.* **20**, 103018 (2018).
- [35] E. Almpanis, *Phys. Rev. B* **97**, 184406 (2018).
- [36] V. Berzhansky, T. Mikhailova, A. Shaposhnikov, A. Prokopov, A. Karavainikov, V. Kotov, D. Balabanov, and V. Burkov, *Appl. Opt.* **52**, 6599 (2013).
- [37] H. Chang, P. Li, W. Zhang, T. Liu, A. Hoffmann, L. Deng, and M. Wu, *IEEE Magn. Lett.* **5**, 1 (2014).

- [38] C. Hauser, T. Richter, N. Homonnay, C. Eisenschmidt, M. Qaid, H. Deniz, D. Hesse, M. Sawicki, S. G. Ebbinghaus, and G. Schmidt, *Sci. Rep.* **6**, 20827 (2016).
- [39] J. Graf, H. Pfeifer, F. Marquardt, and S. Viola Kusminskiy, *Phys. Rev. B* **98**, 241406(R) (2018).
- [40] D. D. Stancil and A. Prabhakar, *Spin Waves: Theory and Applications* (Springer, New York, 2009).
- [41] B. A. Kalinikos and A. N. Slavin, *J. Phys. C* **19**, 7013 (1986).
- [42] J. Rychlý, V. S. Tkachenko, J. W. Klos, A. Kuchko, and M. Krawczyk, *J. Phys. D* **52**, 075003 (2018).
- [43] T. Wolfram and R. E. De Wames, *Phys. Rev. B* **1**, 4358 (1970).
- [44] R. E. Camley and D. L. Mills, *Phys. Rev. B* **18**, 4821 (1978).
- [45] C. Borghese and P. De Gasperis, *J. Appl. Phys.* **51**, 5425 (1980).
- [46] R. E. D. Wames and T. Wolfram, *J. Appl. Phys.* **41**, 987 (1970).
- [47] A. N. Oraevsky, *Quantum Electron.* **32**, 377 (2002).
- [48] M. Abramowitz and I. A. Stegun, *Handbook of Mathematical Functions*, Applied Mathematics Series (National Bureau of Standards, Washington, DC, 1964).
- [49] L. R. Walker, *Phys. Rev.* **105**, 390 (1957).
- [50] J. Sandercock and W. Wettling, *Solid State Commun.* **13**, 1729 (1973).
- [51] S. Klingler, A. Chumak, T. Mewes, B. Khodadadi, C. Mewes, C. Dubs, O. Surzhenko, B. Hillebrands, and A. Conca, *J. Phys. D* **48**, 015001 (2015).
- [52] M. N. Deeter, A. H. Rose, and G. W. Day, *J. Lightwave Technol.* **8**, 1838 (1990).
- [53] G. Scott and D. Lacklison, *IEEE Trans. Magn.* **12**, 292 (1976).
- [54] J. Castera and G. Hepner, *IEEE Trans. Magn.* **13**, 1583 (1977).
- [55] O. Kamada and S. Higuchi, *IEEE Trans. Magn.* **37**, 2013 (2001).
- [56] M. Hurben and C. Patton, *J. Magn. Magn. Mater.* **139**, 263 (1995).
- [57] R. Soohoo, *Magnetic Thin Films*, Harper's Physics Series (Harper and Row, New York, 1965).
- [58] K. Y. Guslienko and A. N. Slavin, *Phys. Rev. B* **72**, 014463 (2005).
- [59] R. Damon and J. Eshbach, *J. Phys. Chem. Solids* **19**, 308 (1961).
- [60] J. R. Eshbach and R. W. Damon, *Phys. Rev.* **118**, 1208 (1960).
- [61] M. Kostylev, *J. Appl. Phys.* **113**, 053907 (2013).
- [62] A. Kamra and W. Belzig, *Phys. Rev. Lett.* **116**, 146601 (2016).