

# Optimizing Joins in a Map-Reduce Environment

Foto N. Afrati  
National Technical University of Athens, Greece  
afrati@softlab.ntua.gr

Jeffrey D. Ullman  
Stanford University, USA  
ullman@infolab.stanford.edu

## ABSTRACT

Implementations of map-reduce are being used to perform many operations on very large data. We examine strategies for joining several relations in the map-reduce environment. Our new approach begins by identifying the “map-key,” the set of attributes that identify the Reduce process to which a Map process must send a particular tuple. Each attribute of the map-key gets a “share,” which is the number of buckets into which its values are hashed, to form a component of the identifier of a Reduce process. Relations have their tuples replicated in limited fashion, the degree of replication depending on the shares for those map-key attributes that are missing from their schema. We study the problem of optimizing the shares, given a fixed number of Reduce processes. An algorithm for detecting and fixing problems where a variable is mistakenly included in the map-key is given. Then, we consider two important special cases: chain joins and star joins. In each case we are able to determine the map-key and determine the shares that yield the least replication. While the method we propose is not always superior to the conventional way of using map-reduce to implement joins, there are some important cases involving large-scale data where our method wins, including: (1) analytic queries in which a very large fact table is joined with smaller dimension tables, and (2) queries involving paths through graphs with high out-degree, such as the Web or a social network.

## 1. INTRODUCTION AND MOTIVATION

Search engines and other data-intensive applications have large amounts of data needing special-purpose computations. The canonical problem today is the sparse-matrix-vector calculation involved with PageRank [5], where the dimension of the matrix and vector can be in the 10’s of billions. Most of these computations are conceptually simple, but their size has led implementors to distribute them across hundreds or thousands of low-end machines. This problem, and others like it, led to a new software stack to take the place of file systems, operating systems, and database-management systems.

Permission to copy without fee all or part of this material is granted provided that the copies are not made or distributed for direct commercial advantage, the ACM copyright notice and the title of the publication and its date appear, and notice is given that copying is by permission of the ACM. To copy otherwise, or to republish, to post on servers or to redistribute to lists, requires a fee and/or special permissions from the publisher, ACM. *EDBT 2010*, March 22-26, 2010, Lausanne, Switzerland.  
Copyright 2010 ACM 000-0-00000-000-0/00/0000 ...\$5.00

Central to this stack is a file system such as the Google File System (GFS) [13] or Hadoop Distributed File System (HDFS) [1]. Such file systems are characterized by:

- Block (*chunk*) sizes that are perhaps 1000 times larger than those in conventional file systems — multimegabyte instead of multikilobyte.
- Replication of chunks in relatively independent locations (e.g., on different racks) to increase availability.

A powerful tool for building applications on such a file system is Google’s map-reduce [9] or its open-source version, Hadoop [1]. Briefly, map-reduce allows a Map function to be applied to data stored in one or more files, resulting in key-value pairs. Many instantiations of the Map function can operate at once, and all their produced pairs are routed by a *master controller* to one of several Reduce processes, so that all pairs with the same key wind up at the same Reduce process. The Reduce processes apply another function to combine the values associated with one key to produce a single result for that key.

Map-reduce, inspired from functional programming, is a natural way to implement sparse-matrix-vector multiplication in parallel, and we shall soon see an example of how it can be used to compute parallel joins. Further, map-reduce offers resilience to hardware failures, which can be expected to occur during a massive calculation. The master controller manages Map and Reduce processes and is able to redo them if a process fails.

The new software stack includes higher-level, more database-like facilities, as well. Examples are Google’s BigTable [6], or Yahoo!’s Pnuts [8], which can be thought of advanced file-level facilities. At a still higher level, Yahoo!’s PIG/PigLatin [18] translates relational operations such as joins into map-reduce computations. [7] suggests adding to map-reduce a “merge” phase and demonstrates how to express relational-algebra operators thereby.

### 1.1 A Model for Cluster Computing

The same environment in which map-reduce proves so useful can also support interesting algorithms that do not fit the map-reduce form. Clustera [12] is an example of a system that allows more flexible programming than does Hadoop, in the same file environment. Although most of this paper is devoted to new algorithms that *do* fit the map-reduce framework, one could take advantage of more general computation plans (see Section 1.4). Here are the elements that describe the environment in which computations like map-reduce can take place.

1. *Files*: A file is a set of tuples. It is stored in a file system such as GFS. That is, files are replicated with a very large chunk size. Unusual assumptions about files are:
  - (a) We assume the order of tuples in a file cannot be predicted. Thus, these files are really relations as in a relational DBMS.
  - (b) Many processes can read a file in parallel. That assumption is justified by the fact that all chunks are replicated and so several copies can be read at once.
  - (c) Many processes can write pieces of a file at the same time. The justification is that tuples of the file can appear in any order, so several processes can write into the same buffer, or into several buffers, and thence into the file.
2. *Processes*: A process is the conventional unit of computation. It may obtain input from one or more files and write output to one or more files.
3. *Processors*: These are conventional nodes with a CPU, main memory, and secondary storage. We do not assume that the processors hold particular files or components of files. There is an essentially infinite supply of processors. Any process can be assigned to any one processor.

## 1.2 The Cost Measure for Algorithms

An *algorithm* in our model is an acyclic graph of processes with an arc from process  $P_1$  to process  $P_2$  if  $P_1$  generates output that is (part of) the input to  $P_2$ . A process cannot begin until all of its input has been created. Note that we assume an infinite supply of processors, so any process can begin as soon as its input is ready.

- The *communication cost* of a process is the size of the input to this process. Note that we do not count the output size for a process. The output must be input to at least one other process (and will be counted there), unless it is output of the algorithm as a whole. We cannot do anything about the size of the result of an algorithm anyway. But more importantly, the algorithms we deal with are query implementations. The output of a query that is much larger than its input is not likely to be useful. Even analytic queries, while they may involve joining large relations, usually end by aggregating the output so it is meaningful to the user.
- The *total communication cost* is the sum of the communication costs of all processes comprising an algorithm.
- The *elapsed communication cost* is defined on the acyclic graph of processes. Consider a path through this graph, and sum the communication costs of the processes along that path. The maximum sum, over all paths, is the elapsed communication cost.

In our analysis, we do not account for the computation time taken by the processors. Typically, processing at a compute node can be done in main memory, if we are careful to assign limited amounts of work to each process. Thus, the cost of reading data from disk and shipping it over a network such as gigabit Ethernet will dominate the total elapsed

time. Even in situations such as we shall explore, where a process involves joining several relations, we shall assume that tricks such as semijoins and judicious ordering [22] can bring the processing cost down so it is at most commensurate with the cost of shipping data to the processor. The technique of Jakobsson [15] for chain joins, involving early duplicate elimination, would also be very important for multiway joins such as those that follow paths in the graph of the Web.

## 1.3 Outline of Paper and Our Contributions

In this paper, we investigate algorithms for taking joins of several relations in the environment just described. In particular, we are interested in algorithms that minimize the total communication cost. Our contributions are the following:

1. In Section 2, we begin the study of multiway (natural) joins. For comparison, we review the “normal” way to compute (2-way) joins using map-reduce. Through examples, we sketch an algorithm for multiway join evaluation that optimizes the communication cost by selecting properly those attributes that are used to partition and replicate the data among Reduce processes; the selected attributes form the *map-key*. We also show that there are some realistic situations in which the multiway join is more efficient than the conventional cascade of binary joins.
2. In Section 2.4 we introduce the notion of a “share” for each attribute of the map-key. The product of the shares is a fixed constant  $k$ , which is the number of Reduce processes used to implement the join. Each relation in a multiway join is replicated as many times as the product of the shares of the map-key attributes that are *not* in the schema for that relation.
3. The heart of the paper explores how to choose the map-key and shares to minimize the communication cost.
  - The method of “Lagrangean multipliers” lets us set up the communication-cost-optimization problem under the constraint that the product of the share variables is a constant  $k$ . There is an implicit constraint on the share variables that each must be a positive integer. However, optimization techniques such as Lagrange’s do not support such constraints directly. Rather, they serve only to identify *points* (values for all the share variables) at which minima and maxima occur. Even if we postpone the matter of rounding or otherwise adjusting the share variables to be positive integers, we must still consider both minima that are identified by Lagrange’s method by having all derivatives with respect to each of the share variables equal to 0, and points lying on the boundary of the region defined by requiring each share variable to be at least 1.
  - In the common case, we simply set up the Lagrangean equations and solve them to find a minimum in the positive orthant (region with all share variables nonnegative). If some of the share variables are less than 1, we can set them to 1, their minimum possible value, and remove them from

the map-key. We then re-solve the optimization problem for the smaller set of map-key attributes.

- Unfortunately, there are cases where the solution to the Lagrangean equations implies that at a minimum, one or more share variables are 0. What that actually means is that to attain a minimum in the positive orthant under the constraint of a fixed product of share variables, certain variables must approach 0, while other variables approach infinity, in a way that the product of all these variables remains a fixed constant. Section 3 explores this problem. We begin in Section 3.2 by identifying “dominated” attributes, which can be shown never to belong in a map-key, and which explain most of the cases where the Lagrangean yields no solution within the positive orthant.
  - But dominated attributes in the map-key are not responsible for all such failures. Section 3.4 handles these rare but possible cases. We show that it is possible to remove attributes from the map-key until the remaining attributes allow us to solve the equations, although the process of selecting the right set of attributes to remove can be exponential in the number of attributes.
  - Finally, in Section 3.5 we are able to put all of the above ideas together. We offer an algorithm for finding the optimal values of the share variables for any natural join.
4. Section 4 examines two common kinds of joins: chain joins and star joins (joins of a large fact table with several smaller dimension tables). For each of these types of joins we give closed-form solutions to the question of the optimal share of the map-key for each attribute.
- In the case of star joins, the solution not only tells us how to compute the join in a map-reduce-type environment. It also suggests how one could optimize storage by partitioning the fact table permanently among all compute nodes and replicating each dimension table among a small subset of the compute nodes. This option is a realistic and easily adopted application of our techniques.

## 1.4 Joins and Map-Reduce

Multiway joins can be useful when processing large amounts of data as is the case in web applications. An example of a real problem that might be implemented in a map-reduce-like environment using multiway join is the the HITS algorithm [16] for computing “hubs and authorities.” While much of this paper is devoted to algorithms that can be implemented in the map-reduce framework, this problem can profit by going outside map-reduce, while still exploiting the computation environment in which map-reduce operates. For lack of space, we give the details in the Appendix, Section A. The reader should take from this example the following points:

- Multiway joins of very large data appear in practice.
- It is common for the results of these joins, although huge, to be aggregated so the output is somewhat compressed.

- Sometimes there are better ways to perform database queries in the cluster-computing environment than a sequence of map-reduce operations.

## 2. MULTIWAY JOINS

There is a straightforward way to join relations using map-reduce. We begin with a discussion of this algorithm. We then consider a different way to join several relations in one map-reduce operation.

### 2.1 The Two-Way Join and Map-Reduce

Suppose relations  $R(A, B)$  and  $S(B, C)$  are each stored in a file of the type described in Section 1.1. To join these relations, we must associate each tuple from either relation with a “key”<sup>1</sup> that is the value of its  $B$ -component. A collection of Map processes will turn each tuple  $(a, b)$  from  $R$  into a key-value pair with key  $b$  and value  $(a, R)$ . Note that we include the relation with the value, so we can, in the Reduce phase, match only tuples from  $R$  with tuples from  $S$ , and not a pair of tuples from  $R$  or a pair of tuples from  $S$ . Similarly, we use a collection of Map processes to turn each tuple  $(b, c)$  from  $S$  into a key-value pair with key  $b$  and value  $(c, S)$ . We include the relation name with the attribute value so in the reduce phase we only combine tuples from different relations.

The role of the Reduce processes is to combine tuples from  $R$  and  $S$  that have a common  $B$ -value. Thus, all tuples with a fixed  $B$ -value must be sent to the same Reduce process. Suppose we use  $k$  Reduce processes. Then choose a hash function  $h$  that maps  $B$ -values into  $k$  buckets, each hash value corresponding to one of the Reduce processes. Each Map process sends pairs with key  $b$  to the Reduce process for hash value  $h(b)$ . The Reduce processes write the joined tuples  $(a, b, c)$  that they find to a single output file.

### 2.2 Implementation Under Hadoop

If the above algorithm is implemented in Hadoop, then the partition of keys according to the hash function  $h$  can be done behind the scenes. That is, you tell Hadoop the value of  $k$  you desire, and it will create  $k$  Reduce processes and partition the keys among them using a hash function. Further, it passes the key-value pairs to a Reduce process with the keys in sorted order. Thus, it is possible to implement Reduce to take advantage of the fact that all tuples from  $R$  and  $S$  with a fixed value of  $B$  will appear consecutively on the input.

That feature is both good and bad. It allows a simpler implementation of Reduce, but the time spent by Hadoop in sorting the input to a Reduce process may be more than the time spent setting up the main-memory data structures that allow the Reduce processes to find all the tuples with a fixed value of  $B$ .

### 2.3 Joining Several Relations at Once

Let us consider joining three relations

$$R(A, B) \bowtie S(B, C) \bowtie T(C, D)$$

We could implement this join by a sequence of two 2-way joins, choosing either to join  $R$  and  $S$  first, and then join  $T$  with the result, or to join  $S$  and  $T$  first and then join

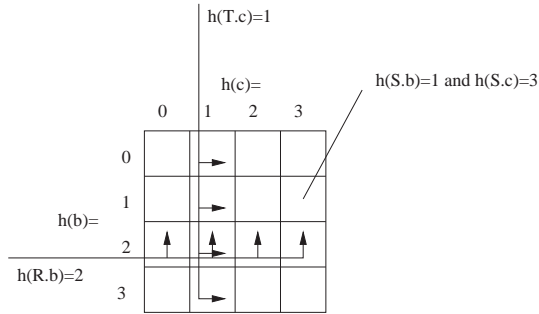
<sup>1</sup>Note that “keys” in the map-reduce sense are not unique. They are simply values used to distribute data between a Map process and the correct Reduce process.

with  $R$ . Both joins can be implemented by map-reduce as described in Section 2.1.

An alternative algorithm involves joining all three relations at once, in a single map-reduce process. The Map processes send each tuple of  $R$  and  $T$  to many different Reduce processes, although each tuple of  $S$  is sent to only one Reduce process. The duplication of data increases the communication cost above the theoretical minimum, but in compensation, we do not have to communicate the result of the first join. As we shall see, the multiway join can therefore be preferable if the typical tuple of one relation joins with many tuples of another relation, as would be the case, for example, if we join copies of the matrix of the Web.

Much of this paper is devoted to optimizing the way this algorithm is implemented, but as an introduction, suppose we use  $k = m^2$  Reduce processes for some  $m$ . Values of  $B$  and  $C$  will each be hashed to  $m$  buckets, and each Reduce process will be associated with a pair of buckets, one for  $B$  and one for  $C$ . That is, we choose to make  $B$  and  $C$  part of the map-key, and we give them equal shares.

Let  $h$  be a hash function with range  $1, 2, \dots, m$ , and associate each Reduce process with a pair  $(i, j)$ , where integers  $i$  and  $j$  are each between 1 and  $m$ . Each tuple  $S(b, c)$  is sent to the Reduce process numbered  $(h(b), h(c))$ . Each tuple  $R(a, b)$  is sent to all Reduce processes numbered  $(h(b), x)$ , for any  $x$ . Each tuple  $T(c, d)$  is sent to all Reduce processes numbered  $(y, h(c))$  for any  $y$ . Thus, each process  $(i, j)$  gets  $1/m^2$ th of  $S$ , and  $1/m$ th of  $R$  and  $T$ . An example, with  $m = 4$ , is shown in Fig. 1.



**Figure 1: Distributing tuples of  $R$ ,  $S$ , and  $T$  among  $k = m^2$  processes**

Each Reduce process computes the join of the tuples it receives. It is easy to observe that if there are three tuples  $R(a, b)$ ,  $S(b, c)$ , and  $T(c, d)$  that join, then they will all be sent to the Reduce process numbered  $(h(b), h(c))$ . Thus, the algorithm computes the join correctly. Experiments were run to demonstrate some cases where the 3-way join is more efficient in practice. These are presented in the Appendix, Section B.

## 2.4 An Introductory Optimization Example

In Section 2.3, we arbitrarily picked attributes  $B$  and  $C$  to form the map-key, and we chose to give  $B$  and  $C$  the same number of buckets,  $m = \sqrt{k}$ . This choice raises two questions:

1. Why are only  $B$  and  $C$  part of the map-key?
2. Is it best to give them the same number of buckets?

To learn how to optimize map-keys for a multiway join, let us begin with a simple example: the cyclic join

$$R(A, B) \bowtie S(B, C) \bowtie T(A, C)$$

Suppose that the target number of map-keys is  $k$ . That is, we shall use  $k$  Reduce processes to join tuples from the three relations. Each of the three attributes  $A$ ,  $B$ , and  $C$  will have a *share* of the key, which we denote  $a$ ,  $b$ , and  $c$ , respectively. We assume there are hash functions that map values of attribute  $A$  to  $a$  different buckets, values of  $B$  to  $b$  buckets, and values of  $C$  to  $c$  buckets. We use  $h$  as the hash function name, regardless of which attribute's value is being hashed. Note that  $abc = k$ .

- **Convention:** Throughout the paper, we use upper-case letters near the beginning of the alphabet for attributes and the corresponding lower-case letter as its share of a map-key. We refer to these variables  $a, b, \dots$  as *share variables*.

Consider tuples  $(x, y)$  in relation  $R$ . Which Reduce processes need to know about this tuple? Recall that each Reduce process is associated with a map-key  $(u, v, w)$ , where  $u$  is a hash value in the range 1 to  $a$ , representing a bucket into which  $A$ -values are hashed. Similarly,  $v$  is a bucket in the range 1 to  $b$  representing a  $B$ -value, and  $w$  is a bucket in the range 1 to  $c$  representing a  $C$ -value. Tuple  $(x, y)$  from  $R$  can only be useful to this reducer if  $h(x) = u$  and  $h(y) = v$ . However, it could be useful to any reducer that has these first two key components, regardless of the value of  $w$ . We conclude that  $(x, y)$  must be replicated and sent to the  $c$  different reducers corresponding to key values  $(h(x), h(y), w)$ , where  $1 \leq w \leq c$ .

Similar reasoning tells us that any tuple  $(y, z)$  from  $S$  must be sent to the  $a$  different reducers corresponding to map-keys  $(u, h(y), h(z))$ , for  $1 \leq u \leq a$ . Finally, a tuple  $(x, z)$  from  $T$  is sent to the  $b$  different reducers corresponding to map-keys  $(h(x), v, h(z))$ , for  $1 \leq v \leq b$ .

This replication of tuples has a communication cost associated with it. The number of tuples passed from the Map processes to the Reduce processes is

$$rc + sa + tb$$

where  $r$ ,  $s$ , and  $t$  are the numbers of tuples in relations  $R$ ,  $S$ , and  $T$ , respectively.

- **Convention:** We shall, in what follows, use  $R, S, \dots$  as relation names and use the corresponding lower-case letter as the size of the relation.

We must minimize the expression  $rc + sa + tb$  subject to the constraint that  $abc = k$ . There is another constraint that we shall not deal with immediately, but which eventually must be faced: each of  $a$ ,  $b$ , and  $c$  must be a positive integer. To start, the method of Lagrangean multipliers serves us well. That is, we start with the expression

$$rc + sa + tb - \lambda(abc - k)$$

take derivatives with respect to the three variables,  $a$ ,  $b$ , and  $c$ , and set the resulting expressions equal to 0. The result is three equations:

$$\begin{aligned} s &= \lambda bc \\ t &= \lambda ac \\ r &= \lambda ab \end{aligned}$$

These come from the derivatives with respect to  $a$ ,  $b$ , and  $c$  in that order. If we multiply each equation by the variable missing from the right side (which is also the variable with respect to which we took the derivative to obtain that equation), and remember that  $abc$  equals the constant  $k$ , we get:

$$\begin{aligned} sa &= \lambda k \\ tb &= \lambda k \\ rc &= \lambda k \end{aligned}$$

We shall refer to equations derived this way (i.e., taking the derivative with respect to a variable, setting the result to 0, and then multiplying by the same variable) as the *Lagrangean equations*.

If we multiply the left sides of the three equations and set that equal to the product of the right sides, we get  $rstk = \lambda^3 k^3$  (remembering that  $abc$  on the left equals  $k$ ). We can now solve for  $\lambda = \sqrt[3]{rst/k^2}$ . From this, the first equation  $sa = \lambda k$  yields  $a = \sqrt[3]{krt/s^2}$ . Similarly, the next two equations yield  $b = \sqrt[3]{krs/t^2}$  and  $c = \sqrt[3]{kst/r^2}$ . When we substitute these values in the original expression to be optimized,  $rc + sa + tb$ , we get the minimum amount of communication between Map and Reduce processes:  $3\sqrt[3]{krst}$ .

Note that the values of  $a$ ,  $b$ , and  $c$  are not necessarily integers. However, the values derived tell us approximately which integers the share variables need to be. They also tell us the desired ratios of the share variables; for example,  $a/b = t/s$ . In fact, the share variable for each attribute is inversely proportional to the size of the relation from whose schema the attribute is missing. This rule makes sense, as it says we should equalize the cost of distributing each of the relations to the Reduce processes. These ratios also let us pick good integer approximations to  $a$ ,  $b$ , and  $c$ , as well as a value of  $k$  that is in the approximate range we want and is the product  $abc$ .

## 2.5 Comparison With Cascade of Joins

Under what circumstances is this 3-way join implemented by map-reduce a better choice than a cascade of two 2-way joins, each implemented by map-reduce. As usual, we shall not count the cost of producing the final result, since this result, if it is large, will likely be input to another operator such as aggregation, that reduces the size of the output.

To simplify the calculation, we shall assume that all three relations have the same size  $r$ . For example, they might each be the incidence matrix of the Web, and the cyclic query is asking for cycles of length 3 in the Web (this query might be useful, for example, in helping us identify certain kinds of spam farms).

If  $r = s = t$ , the communication between the Map and Reduce processes simplifies to  $3r\sqrt[3]{k}$ . We shall also assume that the probability of two tuples from different relations agreeing on their common attribute is  $p$ . For example, if the relations are incidence matrices of the Web, then  $rp$  equals the average out-degree of pages, which might be in the 10–15 range.

The communication of the optimal 3-way join is:

1.  $3r$  for input to the Map processes.
2.  $3r\sqrt[3]{k}$  for the input to the Reduce processes.

The second term dominates, so the total communication cost for the 3-way join is  $O(r\sqrt[3]{k})$ .

For the cascade of 2-way joins, whichever two we join first, we get an input size for the first Map processes of  $2r$ . This figure is also the input to the first Reduce processes, and the output size for the Reduce processes is  $r^2p$ . Thus, the second join's Map processes have an input size of  $r^2p$  for the intermediate join and  $r$  for the third relation. This figure is also the input size for the Reduce processes associated with the second join, and we do not count the size of the output from those processes. Assuming  $rp > 1$ , the  $r^2p$  term dominates, and the cascade of 2-way joins has total communication cost  $O(r^2p)$ .

We must thus compare  $r^2p$  with the cost of the 3-way join, which we found to be  $O(r\sqrt[3]{k})$ . That is, the 3-way join will be better as long as  $\sqrt[3]{k}$  is less than  $rp$ . Since  $r$  and  $p$  are properties of the data, while  $k$  is a parameter of the join algorithm that we may choose, the conclusion of this analysis is that there is a limit on how large  $k$  can be in order for the 3-way join to be the method of choice. This limit is  $k < (rp)^3$ . For example, if  $rp = 15$ , as might be the case for the Web incidence matrix, then we can pick  $k$  up to 3375, and use that number of Reduce processes.

**EXAMPLE 2.1.** Suppose  $r = 10^7$ ,  $p = 10^{-5}$ , and  $k = 1000$ . Then the cost of the cascade of 2-way joins is  $r^2p = 10^9$ . The cost of the 3-way join is  $r\sqrt[3]{k} = 10^8$ , which is much less. Note also that the output size is small compared with both. Because there are three attributes that have to match to make a tuple in  $R(A, B) \bowtie S(B, C) \bowtie T(A, C)$ , the output size is  $r^3p^3 = 10^6$ .

## 2.6 Trade-Off Between Speed and Cost

Before moving on to the general problem of optimizing multiway joins, let us observe that the example of Section 2.4 illustrates the trade-off that we face when using a method that replicates input. We saw that the total communication cost was  $O(\sqrt[3]{krst})$ . What is the elapsed communication cost?

First, there is no limit on the number of Map processes we can use, as long as each process gets at least one chunk of input. Thus, we can ignore the elapsed cost of the Map processes and concentrate on the  $k$  Reduce processes. Since the hash function used will divide the tuples of the relations randomly, we do not expect there to be much skew, except in some extreme cases. Thus, we can estimate the elapsed communication cost as  $1/k$ th of the total communication cost, or  $O(\sqrt[3]{rst/k^2})$ .

Thus, while the total cost grows as  $k^{1/3}$ , the elapsed cost shrinks as  $k^{2/3}$ . That is, the faster we want the join computed, the more resources we consume.

## 3. OPTIMIZATION OF MULTIWAY JOINS

Now, let us see how the example of Section 2.4 generalizes to arbitrary natural joins. We shall again start out with an example that illustrates why certain attributes should not be allowed to have a share of the map-key. We then look at more complex situations where the Lagrangean equations do not have a feasible solution, and we show how it is possible to resolve those problems by eliminating attributes from the map-key.

### 3.1 A Preliminary Algorithm for Optimizing Share Variables

Here is an algorithm that generalizes the technique of Section 2.4. As we shall see, it sometimes yields a solution and

sometimes not. Most of the rest of this section is devoted to fixing up the cases where it does not. Suppose that we want to compute the natural join of relations  $R_1, R_2, \dots, R_n$ , and the attributes appearing among the relation schemas are  $A_1, A_2, \dots, A_m$ .

**Step 1:** Start with the *cost expression*

$$\tau_1 + \tau_2 + \dots + \tau_n - \lambda(a_1 a_2 \dots a_m - k)$$

where  $\tau_i$  is the term that represents the cost of communicating tuples of relations  $R_i$  to the Reduce processes that need the tuple. That is,  $\tau_i$  is the product of  $r_i$  (the number of tuples in  $R_i$ ) times the product of those share variables  $a_j$  such that attribute  $A_j$  does *not* appear in the schema of  $R_i$ . Note that this product of share variables is the number of Reduce processes to which each tuple of  $R_i$  must be distributed.

**Step 2:** For each share variable  $a_i$ , differentiate the cost expression with respect to  $a_i$ , and set the resulting expression to 0. Then, multiply the equation by  $a_i$ . The result is a collection of equations of the form  $S_{a_i} = \lambda a_1 a_2 \dots a_m$ , where  $S_{a_i}$  is the sum of those  $\tau_i$ 's such that  $A_i$  is not in the schema of  $R_i$ . Since the product  $a_1 a_2 \dots a_m$  is constrained to equal  $k$ , we can write the equations as  $S_{a_i} = \lambda k$ . These are the ‘‘Lagrangean equations’’ for the join.

**Step 3:** Since Step 2 gives us  $m$  equations in  $m$  unknowns (the  $a_i$ 's), we can in principle solve for the  $a_i$ 's, in terms of  $\lambda$ ,  $k$ , and the relations sizes, the  $r_i$ 's. Including the equation that says the product of all the share variables is  $k$ , we can further eliminate  $\lambda$ .

### 3.2 Dominated Attributes

What can go wrong in Step 3? A lot. First, the solution for the share variables may assign some values less than 1. If so, we need to eliminate those share variables from the map-key and repeat the algorithm of Section 3.1 with the new map-key. However, there are more complex cases where the equations do not have a feasible solution because some of the  $\tau_i$ 's are forced to be 0. We shall study the simple case of this phenomenon, identify its cause (a ‘‘dominated’’ attribute), and show how to eliminate the problem. Then, in Section 3.4 we show how to deal with the general case where a sum of  $\tau_i$ 's is forced to be 0. We can work around these cases as well, although the algorithm to find a feasible solution can take time that is exponential in the number of attributes.

To see the simple case of the problem, as well as to illustrate the algorithm of Section 3.1, consider the following join:

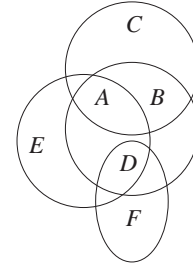
$$R(A, B, C) \bowtie S(A, B, D) \bowtie T(A, D, E) \bowtie U(D, F)$$

whose hypergraph representation is shown in Fig. 2. In Step 1 we construct the cost expression:

$$rdef + scef + tbcf + uabce - \lambda(abcdef - k)$$

For example, the first term has the size of the relation  $R$  and the product of all share variables whose attributes are *not* in the schema of  $R$ .

The Lagrangean equations of Step 2 are:



**Figure 2:** Hypergraph of relations illustrating dominated attributes

$$\begin{aligned} uabce &= \lambda k \\ tbcf + uabce &= \lambda k \\ scef + tbcf + uabce &= \lambda k \\ rdef &= \lambda k \\ rdef + scef + uabce &= \lambda k \\ rdef + scef + tbcf &= \lambda k \end{aligned}$$

Unfortunately, these equations do not yield a feasible solution. For example, if we subtract the first from the second, we get  $tbcf = 0$ . But since all share variables and relation sizes are positive integers, this situation is impossible. Several other terms can be shown equal to 0 as well.

A tool that lets us avoid some problems of this sort is the concept of ‘‘dominated attributes.’’ Say attribute  $X$  *dominates* attribute  $Y$  if every schema that has  $X$  also has  $Y$ .

**EXAMPLE 3.1.** For the four relations above, we see that  $A$  dominates  $B$ . That is,  $A$  appears in the schemas of  $R$ ,  $S$ , and  $T$ , while  $B$  appears only in the schemas of  $R$  and  $S$ . However,  $B$  is not the only dominated attribute. In general, any attribute that appears only once in the join will be dominated. Thus,  $C$ ,  $E$ , and  $F$  are also dominated.

Any dominated attribute may be given a share equal to 1. Note that a variable with share 1 is effectively out of the map-key, since there is only one bucket for that attribute and all map-keys have the same value for that component.

In Section C of the Appendix we continue with the example presented in the current subsection. There, we discuss in detail how we compute the attributes that are in the map-key and their shares (by solving the Lagrangean equations). We also illustrate how these attribute shares define the distribution of relation tuples in the  $k$  hashing buckets or, equivalently, in the  $k$  Reduce processes.

### 3.3 Proof of the Dominator Rule

In proof, suppose we have a solution to some cost-minimization problem where attribute  $A$  dominates  $B$ , but the solution assigns a value  $b > 1$  to the share for  $B$ . Replace  $a$  and  $b$  in the supposedly minimum solution by  $ab$  and 1, respectively. We claim that the cost of the solution does not increase. There are three possibilities regarding which of  $a$  and  $b$  is a factor of a term in the cost function:

1. Both  $a$  and  $b$  are factors. This case occurs for terms like  $uabce$  in the running example of this section. The reason is that neither  $A$  nor  $B$  is an attribute of the schema of  $U$ . If both  $a$  and  $b$  are factors, their product is  $ab$  both before and after the transformation in the shares of  $A$  and  $B$ .

2.  $b$  is a factor, but  $a$  is not. This case corresponds to a relation that has  $A$  in its schema but not  $B$ , such as  $tbcf$  in our running example. In this case, the cost function goes down when we replace  $b$  by 1.
3. Neither  $a$  nor  $b$  are factors. This case corresponds to a relation that has both  $A$  and  $B$  in its schema, such as  $rdef$  in our running example. Here, changing  $a$  and/or  $b$  has no effect on the term.

The important point to observe that the fourth case, where  $a$  is a factor but  $b$  is not, cannot occur if  $A$  dominates  $B$ . Such a term corresponds to a relation whose schema has  $B$  but not  $A$ , and that is exactly what cannot occur if  $A$  dominates  $B$ .

### 3.4 Dealing With a Sum of Terms Equal to Zero

Whenever some sum of terms equals 0, we cannot get a feasible solution to the Lagrangean equations. Eliminating dominated attributes can handle some of these problems, as we saw in Section 3.2. However, more complex problems may sometimes arise as shown in Example D.1 in the Appendix.

In this section we present the general case of sums of terms equal to 0. We begin with a simple example where all relations have the same size; thus assume without loss of generality that  $r = 1$ . As we shall see, the argument we use does not really depend on the size of relations.

#### An Example

As in Section 3.1, denote by  $S_x$  the sum of terms in the communication cost function that have share variable  $x$  as a factor. Suppose for example that we have  $S_a + S_e + S_c = 2S_b + S_d$ . Suppose also that all terms on the right hand side (which is  $2S_b + S_d$ ) of this equation are canceled by terms of the left hand side, so some terms in the left hand side remain and are equated to 0. A useful observation is that  $S_b$  contains only terms that have at least two of  $a$ ,  $c$ , and  $e$ . The reason is that:

- a) Each term in  $S_a, S_b, \dots$  has coefficient 1 (because all relations have the same size), and
- b) Each term from  $2S_b$  has to be canceled by either one term from  $S_a$  and one term from  $S_e$  or a term from  $S_a$  and a term from  $S_c$  or a term from  $S_c$  and a term from  $S_e$ .

A second useful observation is that  $S_d$  contains only terms that have at least one of  $a$ ,  $c$ , and  $e$ .

Consider a solution  $a, c, e$ . If any of these variables are less than 1, the solution is not feasible. We must raise any fraction to 1, and can then eliminate that variable from the map-key. Assuming  $a, c$ , and  $e$  are all greater than 1, pick the smallest of them, say  $c$ . Do the following transformation:  $b' = bc^2$ ;  $d' = dc$ ;  $a' = a/c$ ,  $e' = e/c$ , and  $c' = 1$ . All other share variables are unchanged. We claim that this transformation does not increase any term in the cost expression.

In proof, any term with  $b$  has at least two of  $a, c$ , and  $e$ . First, suppose the term does not also have  $d$ . There are four cases:

1. If the term has  $a$  and  $e$  but not  $c$ , then the new term has factor  $b'a'e' = (bc^2)(a/c)(e/c) = bae$ ; i.e., the term does not change.

2. If the term has all of  $a, c$ , and  $e$ , then  $b'a'c'e' = (bc^2)(a/c)(1)(e/c) = bae$ , which is less than the original factor  $bace$ .

3. If the term has  $a$  and  $c$ , but not  $e$ , then

$$b'a'c' = (bc^2)(a/c)(1) = bac$$

i.e., the term does not change.

4. The final case, where the term has  $e$  and  $c$  but not  $a$  is similar.

For the terms with  $d$  but not  $b$ , there are seven cases, corresponding to the seven nonempty subsets of  $\{a, c, e\}$  that may appear with  $d$  in the term. We shall consider only one; the others are analogous. Suppose the term has  $a$ , but not  $c$  or  $e$ . Then  $d'a' = (dc)(a/c) = da$ , so the term does not increase.

Finally, we must consider the case where both  $b$  and  $d$  appear in a term. In this case we argue that all of  $a, c$ , and  $e$  also appear in this term. In proof, the term appears on the right hand side  $2 + 1 = 3$  times, so we must find this term three times on the left hand side as well. The only possibility is for this term to appear in all three  $S_x$ 's on the left. Hence this term has factor  $abcde$ , and by the transformation remains the same.

The final step is to argue that the transformation does not violate the constraint that the product of all share variables is a given constant  $k$ . But that argument is the same as the last case above; the product  $abcde$  does not change, and no other share variable was changed.

#### A Transformation That Eliminates a Sum of Terms Equal to Zero

In general, whenever there is an equality in which all the terms on one side also appear on the other side, then we can discover a transformation of the shares that sets one of the variables to 1. We can repeat this argument until all variables that can be eliminated are gone.

There is, however, a subtle but important point that must be addressed. In Example 3.4 we assumed that  $c$  was the smallest of  $a, c$ , and  $e$ . Yet we cannot tell which is smallest until we solve the equations, and until we get rid of all sums of terms equal to 0, we cannot solve the equations. Thus, we have to attempt solutions in which each of  $a, c$ , and  $e$  plays the role of the smallest of the three and take the best of what we get. Solving these three subcases may result in more share variables being eliminated by the same process, which in turn will multiply the number of subcases we need to solve. In the worst case, we have to solve a number of subproblems that is exponential in the number of share variables. However, the exponent is limited in general by the number of variables we are forced to set to 1.

Now we generalize the argument we used in the above example. We use the notation that we introduced in the example above ( $S_a$ , etc.). By "sum of terms" we mean a sum of  $\tau_i$ 's (as in Section 3.1) with positive integer coefficients. The generalization is based on the following lemma:

LEMMA 3.2. *If there is a sum-of-terms = 0 then there are sums of terms  $S_{a_i}$  and  $S_{b_i}$  and positive integers  $m_i$  and  $n_i$ , such that the following hold:*

1.  $\sum_{i=1}^{\mu} m_i S_{a_i} = \sum_{i=1}^{\nu} n_i S_{b_i}$ , and all the terms of the right hand side of the equation are canceled by terms of the left hand side.

$$2. \sum_{i=1}^{\mu} m_i = \sum_{i=1}^{\nu} n_i$$

PROOF. (1) is simply a restatement of the fact that some sums and differences of the  $S_i$ 's has led to a cancellation in which there are terms on one side and not the other.

(2) follows from the fact that each of the  $S_x$ 's are equal, and equal to  $\lambda k$ . If  $\sum_{i=1}^{\mu} m_i \neq \sum_{i=1}^{\nu} n_i$ , then we can replace all occurrences of  $S_i$ 's by  $\lambda k$ , and get that

$$(\sum_{i=1}^{\mu} m_i - \sum_{i=1}^{\nu} n_i)\lambda k = 0$$

But  $k$  is a chosen positive constant, and  $\lambda$  is a parameter that cannot be identically 0, so we would have a product of three nonzero values equal to 0.  $\square$

Convention:

- We call *conditionally optimal* a solution that minimizes the cost expression over real values  $\geq 1$  and under the constraint that the product of all shares is equal to a certain given number.
- We call *globally optimal* a solution that minimizes the cost expression over all real values and under the constraint that the product of all shares is equal to a certain given number.

Now we prove the following theorem.

**THEOREM 3.3.** *Suppose there is a sum-of-terms = 0. Suppose that  $a_0, b_0, \dots$  is a conditionally optimal solution. Then there is a conditionally optimal solution  $a'_0, b'_0, \dots$  where one of the  $a'_0, b'_0, \dots$  is equal to 1.*

The proof of this theorem can be found in the Appendix, Section E.

### 3.4.1 The Algorithm That Eliminates Sums of Terms Equal to Zero

In conclusion, we proved above that the following algorithm handles the cases where there exists a sum of terms that equals zero. This algorithm takes as input a cost-minimization problem that possibly derives (using the Lagrangean method) equations with a positive linear combination equal to zero and produces a set of cost-minimization problems, none of which has a sum of terms equal to 0. The solution to the original optimization problem is the solution to that subproblem with the minimum optimized cost.

1. Suppose that for problem  $P$ , there is a sum of terms which is equal to zero. Then, let  $m_i, S_{a_i}, n_i$ , and  $S_{b_i}$  be such that they satisfy the conditions in Lemma 3.2. For each  $a_i$ , replace  $a_i$  by 1 and create a new problem  $P_i$  with one fewer variable.
2. For each problem  $P_i$  we repeat the first step above if there is a sum of terms that equals to zero; otherwise, we go to Step 3 below.
3. We solve all the created subproblems above and, for each, we compute the optimum. The solution to our problem is the solution to the subproblem with the minimum optimum cost.

## 3.5 The Complete Algorithm

We can now describe an algorithm that yields the minimum-cost solution for apportioning the share variables among the attributes of a multiway natural join.

**Step 1:** Select those attributes that will get shares of the map-key. To do so, eliminate any attribute that is dominated by another attribute. In the case that two or more attributes appear in exactly the same schemas, eliminate all but one arbitrarily.

**Step 2:** Write the cost expression. This is the sum of one term for each relation in the join. The term for a relation  $R$  is the size  $r$  of that relation multiplied by the share variables for all the attributes that are in the map-key but not in the schema of  $R$ .

**Step 3:** Construct the Lagrangean equations for the join.

**Step 4:** Eliminate the cases where sum-of-terms = 0 according to the algorithm in subsection 3.4.1 and derive a set of subproblems to solve, in each of which there is no sum of terms being equal to zero.

**Step 5:** Find the conditionally optimal solution for each of the subproblems and keep the one with the minimum cost.

EXAMPLE 3.4. *Let us continue with the example*

$$R(A, B, C) \bowtie S(A, B, D) \bowtie T(A, D, E) \bowtie U(D, F)$$

*that we started in Section 3.2. We have already established that Step 1 eliminates all attributes except A and D from the map-key. Thus, the cost expression for Step 2 is*

$$rd + s + t + ua$$

*In Step 3 we obtain the Lagrangean equations:*

$$\begin{aligned} ua &= \lambda k \\ rd &= \lambda k \end{aligned}$$

*Since  $ad = k$ , we can multiply the two equations to get  $ruad = ruk = \lambda^2 k^2$ , or  $ru = \lambda^2 k$ . From this equality we deduce  $\lambda = \sqrt{ru/k}$ , then  $a = \sqrt{rk/u}$  and  $d = \sqrt{uk/r}$ .*

It would be nice if all equation sets were as easy to solve as those of Example 3.4, but unfortunately that does not appear to be the case. In the next section, we shall consider two important special cases — chain joins and star joins — and see that these cases are solvable in closed form.

Finally in the Appendix, Section F, we give the details of how to find a conditionally optimal solution in the cases where this does not coincide with a globally optimal solution.

## 3.6 Meaning of Solutions

Since we are solving nonlinear equations in general, we should not expect unique solutions. For example, notice in the simple 3-way join examined in Section 2.4, we developed one solution that had positive values for  $a, b$ , and  $c$ . However, if we negate any two of the three values, we get another solution that offers a lower communication cost. Of course this solution is not in the feasible region, since all share variables must be 1 or more.

Even when we make the assumption that all values are positive, we often get a solution in which some share variables are less than 1. The cases discussed in Sections 3.2 and 3.4 result in certain variables being removed from the



map-key, thus effectively forcing us to limit our search for solutions to a boundary of the feasible region, that is, to a subregion where certain variables are fixed at their lowest possible value, 1. While it makes intuitive sense to make this restriction and we have proved in Section F of the Appendix that at least on optimal solution lies in this subregion, we have not ruled out the possibility of the existence of an optimal solution where one or more of these variables have larger values.

Finally, we have no guarantee that the solution we construct will have integer values. One might expect that rounding each noninteger to its nearest integer will offer the best integer solution, but there is no guarantee that is the case. We should observe that integer linear programs are often solved by finding the (noninteger) solution to the corresponding linear program and then rounding the fractions. However, that method is not guaranteed to produce the best integer solution.

Thus, we suggest that the solution we propose for optimizing multiway joins should be viewed as providing guidance as to which attributes deserve large shares and which do not. When deciding the exact shares we must deal not only with the constraint that shares be integers, but that their product must be the specific integer  $k$ . That further limits our choices to integers that evenly divide  $k$ , and in the rounding process we must preserve the product. An alternative approach to selecting shares is to treat  $k$  as a suggestion rather than a requirement. Then we can be more flexible in our selection of shares, as long as we choose integers that are near to the exact, noninteger values of the optimum solution.

## 4. IMPORTANT SPECIAL CASES

In this section, we consider the common case of a natural join that is a chain of relations, each linked to the following one by a single attribute. We prove a surprising simplification of the general problem: the terms of the cost expression always divide into two alternating groups with related values. Moreover, in the case of an even number of terms, one of these groups has values independent of the number of Reduce processes  $k$ . We begin with a study of star joins, where a fact table is joined with several dimension tables, and see that there is a simple solution in this case.

### 4.1 Star Joins

A star join has the form suggested by Fig. 3. A central *fact table*, represented here by the relation  $ABCD$  is joined with several *dimension tables*, here represented by  $AE$ ,  $BF$ ,  $CG$ , and  $DH$ . It is expected that the fact table is very large, while the dimension tables are smaller. Moreover, the attribute or attributes shared by a dimension table and the fact table are normally a key for the dimension table. It is normal for there to be more attributes of the fact table than those shown, but these will not be part of the map-key for the join, and thus are not relevant to our discussion. Similarly, there may be more than one nonkey attribute of each fact table. Further, it is possible that there are several attributes shared between the fact table and one of the dimension tables, but for the purpose of optimizing the multiway join, we can combine them into one attribute as we have done in our example.

We shall generalize Fig. 3 to a fact table  $F(A_1, A_2, \dots, A_n)$  and  $n$  dimension tables,  $D_i(A_i, B_i)$ , for  $i = 1, 2, \dots, n$ . First, observe that  $A_i$  dominates  $B_i$ , so we shall not have shares of the map-key for any of the  $B_i$ 's. If we apply the method

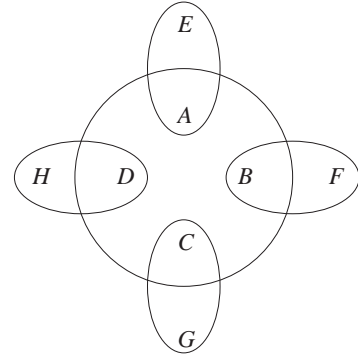


Figure 3: A star join

of Section 3.5, we start with the cost expression

$$f + kd_1/a_1 + kd_2/a_2 + \dots + kd_n/a_n$$

where  $k = a_1 a_2 \dots a_n$ , the product of all the shares. When we derive the equations for each of the share variables  $a_i$ , we find that the equation is missing the term  $f$  and the term  $kd_i/a_i$  but has all the other terms.

EXAMPLE 4.1. Consider the join of Fig. 3. To name the relations, take the join to be

$$R(A, B, C, D) \bowtie S(A, E) \bowtie T(B, F) \bowtie U(C, G) \bowtie V(D, H)$$

Then the cost expression is

$$r + sbcd + tacd + uabd + vabc$$

and the Lagrangean equations are:

$$\begin{aligned} tacd + uabd + vabc &= \lambda k \\ sbcd + uabd + vabc &= \lambda k \\ sbcd + tacd + vabc &= \lambda k \\ sbcd + tacd + uabd &= \lambda k \end{aligned}$$

If we subtract each equation from each other equation, we conclude that each of the four terms  $sbcd$ ,  $tacd$ ,  $uabd$ , and  $vabc$  must be equal. Remembering that  $abcd = k$ , we can write these four terms as  $s/a = t/b = u/c = v/d$ . Thus, the minimum-cost solution has shares for each variable proportional to the size of the dimension table in which it appears. That makes sense; it says that the map-keys partition the fact table into  $k$  parts, and each part of the fact table gets equal-sized pieces of each dimension table with which it is joined.

We can use these equations to solve for  $b$ ,  $c$ , and  $d$  in terms of  $a$ . The result is  $b = at/s$ ,  $c = au/s$ , and  $d = av/s$ . Then, using the fact that  $abcd = k$ , we derive  $a^4 tw/s^3 = k$ , or  $a = \sqrt[4]{ks^3/tw}$ ,  $b = \sqrt[4]{kt^3/suw}$ ,  $c = \sqrt[4]{ku^3/stv}$ , and  $d = \sqrt[4]{kv^3/stu}$ .

We can easily generalize Example 4.1.

THEOREM 4.2. Let  $d = d_1 d_2 \dots d_n$ , that is, the product of the sizes of all the dimension tables. Then  $a_i$ , the share for the attribute that appears in the fact table's schema and the schema of the  $i$ th dimension table is  $d_i \sqrt[n]{k/d}$ .

## 4.2 Advantage of Replication for Star Joins

Since the shared attributes of a star join are keys of the dimension tables, we do not expect a large blow-up in the size of the join. However, it is normal for the fact table to be orders of magnitude larger than the dimension tables, so there is a definite advantage of not having to communicate the intermediate joins, where the fact table is joined with each dimension table, in turn. Even if the dimension tables are significantly replicated, the cost of communicating the dimension tables can still be much smaller than the cost of communicating the fact table.

There is another question that the result in Section 4.1 answers. Aster Data ([www.asterdata.com](http://www.asterdata.com)), lays out fact and dimension tables across a large number of nodes, by partitioning the fact table across the nodes and replicating the dimension tables so that each tuple of each dimension table has a copy at any node with one or more fact-table tuples that joined with it. They viewed the problem as finding an optimum partition of the fact table, taking into account the particular values in the data. The minimum-communication solution we developed in Section 4.1 tells the most space-efficient way to partition the fact and dimension tables, but in a way that is oblivious to the data. We believe that our solution will be the best in practice for two reasons:

1. It is unlikely that typical data distributions allows less replication than the data-oblivious approach.
2. But more importantly, if we take the data into account, then as the fact table grows, we need to rethink the distribution of the dimension tables with each additional tuple. With the data-oblivious approach, we would only add the new fact tuple to the one node to which that tuple hashed.

## 4.3 Chain Joins

A *chain join* is a join of the form

$$R_1(A_0, A_1) \bowtie R_2(A_1, A_2) \bowtie \cdots \bowtie R_n(A_{n-1}, A_n)$$

as suggested by Fig. 4. It is probably the most common form of join, at least if one includes cases where the relations have attributes other than the  $A$ 's that are unique to those relations (and whose presence would not affect the analysis we are about to offer).

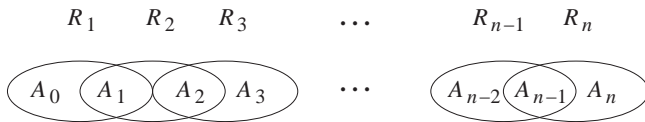


Figure 4: General form of a chain join

EXAMPLE 4.3. We shall use, as a running example, the specific chain join

$$R(A, B) \bowtie S(B, C) \bowtie T(C, D) \bowtie U(D, E)$$

In terms of the general chain-join form,  $n = 4$ ,  $R, S, T$ , and  $U$  play the roles of  $R_1, R_2, R_3$ , and  $R_4$ , respectively, and the roles of  $A_0$  through  $A_4$  are played by  $A, B, C, D$ , and  $E$ , respectively.

Let us apply the algorithm of Section 3.5 to a chain join. First, Step 1 tells us to eliminate the attributes  $A_0$  and  $A_n$

from the map-key, as they are dominated by  $A_1$  and  $A_{n-1}$ , respectively. No other attributes are dominated, so the map key consists of  $\{A_1, A_2, \dots, A_{n-1}\}$ .

EXAMPLE 4.4. For the case of Example 4.3, we eliminate  $A$  and  $E$ . The map-key consists of  $B, C$ , and  $D$ .

In Step 2, we construct the cost expression. It is the sum of terms, one for each relation. The term  $\tau_i$  for  $R_i$  consists of factor  $r_i$  and all the share variables  $a_j$  where  $A_j$  is not in the schema of  $R_i$  but is in the map-key. That is, we require either  $1 \leq j \leq i - 2$  or  $i < j < n$ .

EXAMPLE 4.5. Let us continue Example 4.4. The cost expression is

$$rcd + sd + tb + ubc$$

Note the general pattern. The term corresponding to  $R_1$  will have factors  $r_1$  and all share variables  $a_j$  for  $2 \leq j < n$ . The first term above is an example. The term for  $R_n$  will have factors  $r_n$  and all share variables  $a_j$  where  $1 \leq j \leq n - 2$ ; the last term above illustrates. All other terms are like  $sd$  and  $tb$  above, they have one fewer factor than the end terms, and are missing the share variables for the two attributes of their schema. Note also that as the chain gets longer, the terms get larger. For arbitrary  $n$ , the end terms have  $n - 2$  share variables as factors and the middle terms have  $n - 3$  share variables as factors.

In what follows, we shall use  $\tau_i$  to stand for the term constructed in Step 2 for the relation  $R_i$ . Then, in Step 3, we construct the Lagrangean equations:

$$\begin{aligned} \tau_3 + \tau_4 + \cdots + \tau_n &= \lambda k \\ \tau_1 + \tau_4 + \cdots + \tau_n &= \lambda k \\ \tau_1 + \tau_2 + \tau_5 + \cdots + \tau_n &= \lambda k \\ \tau_1 + \tau_2 + \tau_3 + \tau_6 + \cdots + \tau_n &= \lambda k \\ &\dots \end{aligned}$$

That is, each equation is missing two consecutive  $\tau$ 's.

If we subtract the first equation from the second, we get  $\tau_1 = \tau_3$ . Subtracting the second from the third yields  $\tau_2 = \tau_4$ , and in a similar manner we can derive  $\tau_i = \tau_{i+2}$  for all  $i$  from  $i = 1$  to  $i = n - 2$ . That is, all the even terms are equal, and all the odd terms are equal.

EXAMPLE 4.6. Following Example 4.5, we get  $rcd = tb$  and  $sd = ubc$ . These equations, together with  $bcd = k$  are all we need to get a solution. First, from  $rcd = tb$  we get  $b = (r/t)cd$ . Substitute for  $b$  in  $sd = ubc$  to get  $sd = (ur/t)c^2d$ . The latter equation simplifies to  $c = \sqrt{st/ru}$ . Notice that  $c$  has a value that doesn't depend on  $k$ . If  $st < ru$ , then  $c = 1$  must be chosen; i.e., attribute  $C$  is not really part of the map-key. However, if  $st > ru$ , then  $c$  has a constant value greater than 1. For example, if  $st = 4ru$ , then  $C$ 's share is exactly 2; i.e., we must partition  $C$ -values into two buckets.

We can continue to solve for  $b$  and  $d$ . From  $b = (r/t)cd$  and  $c = \sqrt{st/ru}$  we deduce  $b = d\sqrt{rs/tu}$  by substituting for  $c$  in the formula for  $b$ . Then, since  $bcd = k$ , we may substitute for  $b$  and  $c$  to get  $d^2\sqrt{st/ru}\sqrt{rs/tu} = k$ . From this equation, we solve for  $d$  to get  $d = \sqrt{ku/s}$ . From there, with  $b = d\sqrt{rs/tu}$ , we get  $b = \sqrt{kr/t}$ .

## 4.4 Solving the General Case of Chain Joins

Our goal is to give a closed-form expression for the share belonging to every attribute in a chain join. Interestingly, the solutions are rather different for odd- and even-length chains.

We shall first analyze the case where all relations are of equal size. That case involves considerably simpler algebraic expressions, yet illustrates the two different forms of solution, one for even  $n$  and one for odd  $n$ . It also serves to introduce the algorithm used in the general case, without obscuring the idea behind the algebra. Figure 5 suggests how the shares of the attributes of the map-key vary along the chain in the two cases.

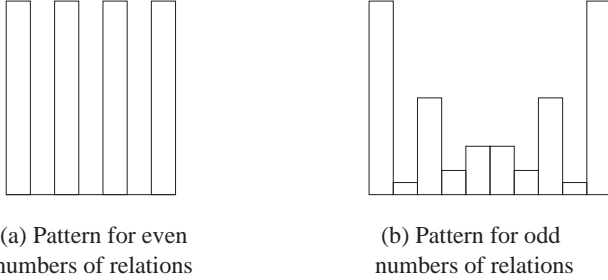
Recall that the Lagrangean equations

$$\begin{aligned} \tau_3 + \tau_4 + \dots + \tau_n &= \lambda k \\ \tau_1 + \tau_4 + \dots + \tau_n &= \lambda k \\ \tau_1 + \tau_2 + \tau_5 + \dots + \tau_n &= \lambda k \\ \tau_1 + \tau_2 + \tau_3 + \tau_6 + \dots + \tau_n &= \lambda k \\ &\dots \end{aligned}$$

imply that

$$\begin{aligned} \tau_1 &= \tau_3 = \tau_5 = \dots \\ \tau_2 &= \tau_4 = \tau_6 = \dots \end{aligned}$$

Moreover, the converse holds as well, in the sense that the equalities among the  $\tau$ 's imply the original equations, with the exception of the fact that we lose the particular value  $\lambda k$ . However, since we need to solve for  $\lambda$  anyway, the loss is not important, and we shall henceforth look only for values of the share variables that satisfy the equalities of the even  $\tau$ 's and the odd  $\tau$ 's.



**Figure 5:** For chains of even length, only alternating attributes get a share; for odd lengths, the shares form an increasing and decreasing sequence, interlaced

We can write  $\tau_1$  as  $r_1 k / a_1$ ,  $\tau_n$  as  $r_n k / a_{n-1}$  and all other  $\tau$ 's as  $\tau_i = r_i k / (a_{i-1} a_i)$ . The fact that  $k$  is the product of the  $a_i$ 's justifies this rewriting. That is, the equalities of the  $\tau$ 's, with common factor  $k$  removed, can be written in two simple ways, depending on whether  $n$  is odd or even. For even  $n$ :

$$\begin{aligned} \frac{r_1}{a_1} &= \frac{r_3}{a_2 a_3} = \frac{r_5}{a_4 a_5} = \dots = \frac{r_{n-1}}{a_{n-2} a_{n-1}} \\ \frac{r_2}{a_1 a_2} &= \frac{r_4}{a_3 a_4} = \dots = \frac{r_{n-2}}{a_{n-3} a_{n-2}} = \frac{r_n}{a_{n-1}} \end{aligned}$$

Note that for even  $n$ , the two end terms, for  $R_1$  and  $R_n$ , have their contributions in different equations. These terms differ from all others, in that they have only one  $a$  in the denominator. For odd  $n$ , one equation has both of the “end” terms, and the other has none:

$$\begin{aligned} \frac{r_1}{a_1} &= \frac{r_3}{a_2 a_3} = \frac{r_5}{a_4 a_5} = \dots = \frac{r_{n-2}}{a_{n-3} a_{n-2}} = \frac{r_n}{a_{n-1}} \\ \frac{r_2}{a_1 a_2} &= \frac{r_4}{a_3 a_4} = \dots = \frac{r_{n-1}}{a_{n-2} a_{n-1}} \end{aligned}$$

### 4.4.1 Even $n$ , All Relations Equal in Size

We can simplify the equations by setting  $r_1 = r_2 = \dots = r_n$  and dividing through by the relation size. Thus, the equations become:

$$\begin{aligned} \frac{1}{a_1} &= \frac{1}{a_2 a_3} = \frac{1}{a_4 a_5} = \dots = \frac{1}{a_{n-2} a_{n-1}} \\ \frac{1}{a_1 a_2} &= \frac{1}{a_3 a_4} = \dots = \frac{1}{a_{n-3} a_{n-2}} = \frac{1}{a_{n-1}} \end{aligned}$$

Further, we can invert each term, so we need to solve the following:

$$\begin{aligned} a_1 &= a_2 a_3 = a_4 a_5 = \dots = a_{n-2} a_{n-1} \\ a_1 a_2 &= a_3 a_4 = \dots = a_{n-3} a_{n-2} = a_{n-1} \end{aligned}$$

It turns out that expressing everything in terms of  $a_2$  is the most effective way to resolve the equations. Remember that we cannot solve for exact values of the  $a_i$ 's until we apply the condition that their product is  $k$ , but we can solve for their ratios. To begin, we prove by induction on  $i$  that (the proof of the lemma is in the Appendix, Section G):

LEMMA 4.7.  $a_{2i} = (a_2)^i$ , for  $i = 1, 2, \dots, (n/2) - 1$ .

Next, use the equality of the ends of both sequences of equal terms to get  $a_1 = a_{n-2} a_{n-1}$  and  $a_1 a_2 = a_{n-1}$ . From these, it follows that  $a_2 a_{n-2} = 1$ . But we also have derived  $a_{n-2} = (a_2)^{(n/2)-1}$ . That is,  $a_2 (a_2)^{(n/2)-1} = 1$ . But all the  $a_i$ 's are positive numbers, so it follows that  $a_2$  must be 1. Therefore, all the even-subscripted  $a$ 's are 1; that is

$$a_2 = a_4 = a_6 = \dots = a_{n-2} = 1$$

Once we know the even  $a$ 's are all 1, it follows from either set of equalities that the odd  $a$ 's are all the same; that is:  $a_1 = a_3 = a_5 = \dots = a_{n-1}$ . Further, we can use the fact that the product of all the  $a$ 's is  $k$  to deduce that

$$a_1 = a_3 = a_5 = \dots = a_{n-1} = k^{2/n}$$

That is, all the odd  $a$ 's are the  $(n/2)$ th root of  $k$ . This solution makes intuitive sense; it says that each of the relations in the join has one of its attributes contributing to the map-key and the other not.

### 4.4.2 Odd $n$ , All Relations Equal in Size

We have to solve almost the same set of equations, but the two terms  $a_1$  and  $a_{n-1}$  that are different because they are not the product of two  $a$ 's appear in the same set of equalities as:

$$\begin{aligned} a_1 &= a_2 a_3 = a_4 a_5 = \dots = a_{n-3} a_{n-2} = a_{n-1} \\ a_1 a_2 &= a_3 a_4 = \dots = a_{n-2} a_{n-1} \end{aligned}$$

The same argument as in Lemma 4.7 tells us that each of the even-subscripted  $a$ 's is a power of  $a_2$ ; that is  $a_{2i} = (a_2)^i$ . But now,  $a_{n-1}$  is one of these, and we deduce  $a_{n-1} = (a_2)^{(n-1)/2}$ .

We also know from the first set of equalities that  $a_1 = a_{n-1}$ , so  $a_1 = (a_2)^{(n-1)/2}$ . Now, we can solve for the remaining odd-subscripted  $a$ 's. Using the first set of equalities, we know that  $a_1 = a_{2i} a_{2i+1}$  for  $i = 1, 2, \dots, (n-3)/2$ . We've also deduced that  $a_{2i} = (a_2)^i$ . Thus,  $a_{2i+1} = (a_2)^{((n-1)/2)-i}$ . That is, the even-subscripted  $a$ 's are increasing powers of  $a_2$ , while the odd-subscripted  $a$ 's are decreasing powers of  $a_2$ .

Thus, the product of the  $a$ 's is  $(a_2)^{(n-1)(n-3)/2}$ . Since this product is  $k$ , we find  $a_2 = k^{2/((n-1)(n-3))}$ , from which we can deduce each of the  $a$ 's.

EXAMPLE 4.8. Suppose  $n = 7$  and  $k = 4096 = 2^{12}$ . Then  $a_2 = 4096^{1/12} = 2$ . It follows that  $a_1 = a_6 = 8$ ,  $a_2 = a_5 = 2$ , and  $a_3 = a_4 = 4$ .

In the Appendix, Section H, we also give the analysis for the case the relations have arbitrary sizes.

## 5. RELATED WORK

Optimization techniques for the evaluation of join queries in parallel environments has been studied in various settings. Several (e.g., see [10] and references therein) consider pipelined parallelism, which uses a limited number of processors since the parallelism involves assigning a different processor to each operator in the query. Adaptive techniques have been proposed to overcome the bottleneck of one processor being overworked, while the other processors are idle for a long time [2]. Adaptive techniques for queries over stream data are considered in [3,17] and for data integration in [14]. In [20], query optimization is investigated in a similar setting, where, however, each Web service is viewed as a different processor. With a different goal — maximizing the output rate of join queries over streaming data to address the problem of computing a prefix of the query output as soon as possible — the problem is investigated in [23]. The problem of partitioning efficiently the data among a given (possibly large) number of processors has been addressed in [11,19].

Several works have noticed and investigated issues that concern the computation of an  $n$ -way join as such, i.e., by avoiding the computation of each join operator separately but rather joining  $n$  matching tuples in one multi-tuple operation. Such works include [4,21,23].

The multiway join operator has been considered in [23] for processing streaming data. There, the approach of allowing non-binary trees is taken because a) an arrival from any input source can generate results in one step, without having to pass these results in a multistage binary execution pipeline and b) the operator is completely symmetric with respect to its inputs, hence, it is not necessary to restructure a query plan, e.g., in response to changing input arrival rates. Tree-based techniques for executing a multiway join operator for both select-project-join and recursive queries are developed in [15].

**Acknowledgment** We would like to thank Raghotham Murthy, Chris Olston, and Jennifer Widom for their advice and suggestions in connection with this work. Also we thank Victor Kyritsis for running the experiments.

## 6. REFERENCES

- [1] Apache. Hadoop. <http://hadoop.apache.org/>, 2006.
- [2] R. Avnur and J. M. Hellerstein. Eddies: Continuously adaptive query processing. In *SIGMOD Conference*, pages 261–272, 2000.
- [3] S. Babu, K. Munagala, J. Widom, and R. Motwani. Adaptive caching for continuous queries. In *ICDE*, pages 118–129, 2005.
- [4] S. Babu and J. Widom. Streamon: an adaptive engine for stream query processing. In *SIGMOD Conference*, pages 931–932, New York, NY, USA, 2004. ACM.
- [5] S. Brin and L. Page. The anatomy of a large-scale hypertextual web search engine. *Computer Networks*, 30(1-7):107–117, 1998.
- [6] F. Chang, J. Dean, S. Ghemawat, W. C. Hsieh, D. A. Wallach, M. Burrows, T. Chandra, A. Fikes, and R. E. Gruber. Bigtable: A distributed storage system for structured data. *ACM Trans. Comput. Syst.*, 26(2), 2008.
- [7] H. chih Yang, A. Dasdan, R.-L. Hsiao, and D. S. Parker. Map-reduce-merge: simplified relational data processing on large clusters. In *SIGMOD Conference*, pages 1029–1040, New York, NY, USA, 2007. ACM.
- [8] B. F. Cooper, R. Ramakrishnan, U. Srivastava, A. Silberstein, P. Bohannon, H.-A. Jacobsen, N. Puz, D. Weaver, and R. Yerneni. Pnuts: Yahoo!'s hosted data serving platform. *PVLDB*, 1(2):1277–1288, 2008.
- [9] J. Dean and S. Ghemawat. Mapreduce: simplified data processing on large clusters. *Commun. ACM*, 51(1):107–113, 2008.
- [10] A. Deshpande and L. Hellerstein. Flow algorithms for parallel query optimization. In *ICDE*, pages 754–763, 2008.
- [11] D. J. DeWitt, J. F. Naughton, D. A. Schneider, and S. Seshadri. Practical skew handling in parallel joins. In *VLDB*, pages 27–40, 1992.
- [12] D. J. DeWitt, E. Paulson, E. Robinson, J. F. Naughton, J. Royalty, S. Shankar, and A. Krioukov. Clustera: an integrated computation and data management system. *PVLDB*, 1(1):28–41, 2008.
- [13] S. Ghemawat, H. Gobioff, , and S.-T. Leung. The google file system. In *19th ACM Symposium on Operating Systems Principles*, 2003.
- [14] Z. G. Ives, D. Florescu, M. Friedman, A. Y. Levy, and D. S. Weld. An adaptive query execution system for data integration. In *SIGMOD Conference*, pages 299–310, 1999.
- [15] H. Jacobsson. Tree-based techniques for query evaluation. Ph.D. thesis, Dept. of CS, Stanford Univ., Stanford CA USA, STAN-CS-93-1492, 1993.
- [16] J. M. Kleinberg. Authoritative sources in a hyperlinked environment. *Journal of the ACM*, 46:668–677, 1999.
- [17] S. Madden, M. A. Shah, J. M. Hellerstein, and V. Raman. Continuously adaptive continuous queries over streams. In *SIGMOD Conference*, pages 49–60, 2002.
- [18] C. Olston, B. Reed, U. Srivastava, R. Kumar, and A. Tomkins. Pig latin: a not-so-foreign language for data processing. In *SIGMOD Conference*, pages 1099–1110, 2008.
- [19] K. A. Ross and J. Cieslewicz. Optimal splitters for database partitioning with size bounds. In *ICDT*, pages 98–110, New York, NY, USA, 2009. ACM.
- [20] U. Srivastava, K. Munagala, J. Widom, and R. Motwani. Query optimization over web services. In *VLDB*, pages 355–366, 2006.
- [21] K.-L. Tan and H. Lu. A note on the strategy space of multiway join query optimization problem in parallel systems. *SIGMOD Rec.*, 20(4):81–82, 1991.
- [22] J. D. Ullman. *Principles of Database and Knowledge-Base Systems, Volume II*. Computer Science Press, 1989.
- [23] S. D. Viglas, J. F. Naughton, and J. Burger. Maximizing the output rate of multi-way join queries over streaming information sources. In *VLDB*, pages 285–296, 2003.

## APPENDIX

### A. JOINS IN THE HITS ALGORITHM

The problem we shall address is computing one step in the HITS iteration [16]. In HITS, or “hubs and authorities,” one computes two scores — the hub score and the authority score — for each Web page. Intuitively, good hubs are pages that link to many good authorities, and good authorities are pages linked to by many good hubs.

We shall concentrate on computing the authority score, from which the hub score can be computed easily (or vice-versa). We must do an iteration, where a vector that estimates the authority of each page is used, along with the incidence matrix of the Web, to compute a better estimate. The authority estimate will be represented by a relation  $A(P, S)$ , where  $A(p, s)$  means that the estimated authority score of page  $p$  is  $s$ . The incidence matrix of the Web will be represented by a relation  $M(X, Y)$ , containing those pairs of pages  $x$  and  $y$  such that  $x$  has one or more links to  $y$ . To compute the next estimate of the authority of any page  $p$ , we:

1. Estimate the hub score of every page  $q$  to be the sum over all pages  $r$  that  $q$  links to, of the current authority score of  $r$ .
2. Estimate the authority of page  $p$  to be the sum of the estimated hub score for every page  $q$  that links to  $p$ .
3. Normalize the authorities by finding the largest authority score  $m$  and dividing all authorities by  $m$ . This step is essential, or as we iterate, authority scores will grow beyond any bound. In this manner, we keep 1 as the maximum authority score, and the ratio of the authorities of any two pages is not affected by the normalization.

We can express these operations in SQL easily. The first two steps are implemented by the SQL query

```
SELECT m1.Y, SUM(A.S)
FROM A, M m1, M m2
WHERE A.P = m2.Y AND m1.X = m2.X
GROUP BY m1.Y
```

That is, we perform a 3-way join between  $A$  and two copies of  $M$ , do a bag projection onto two of the attributes, and then group and aggregate. Step (3) is implemented by finding the maximum second component in the relation produced by the query above, and then dividing all the second components by this value.

We could implement the 3-way join by two 2-way joins, each implemented by map-reduce, as in PIG. The maximum and division each could be done with another map-reduce. However, as we shall see, it is possible to do the 3-way join as a single map-reduce operation.<sup>2</sup> Further, parts of the projection, grouping, and aggregation can be bundled into the Reduce processes of this 3-way join, and the max-finding and division can be done simply by an extra set of processes that do not have the map-reduce form.

<sup>2</sup>Although we shall not prove it here, a consequence of the theory we develop is that for the HITS problem, the 3-way join is more efficient than two two-way joins for small numbers of compute-nodes. In particular, the 3-way join is preferable as long as the number of compute nodes does not exceed the ratio of the sizes of the relations  $M$  and  $A$ . This ratio is approximately the average fan-out of the Web, known to be approximately 15.

Figure 6 shows the algorithm we propose. The first column represents conventional Map processes for a 3-way join; we leave the discussion about how the 3-way join algorithm is implemented by map-reduce for Section 2. The second column represents the Reduce part of the 3-way join, but to save some communication, we can do (on the result of the Reduce process) a local projection, grouping and summing, so we do not have to transmit to the third column more than one authority score for any one page. We assume that pages are distributed among processes of the third column in such a way that all page-score pairs for a given page wind up at the same process. This distribution of data is exactly the same as what Hadoop does to distribute data from Map processes to Reduce processes.

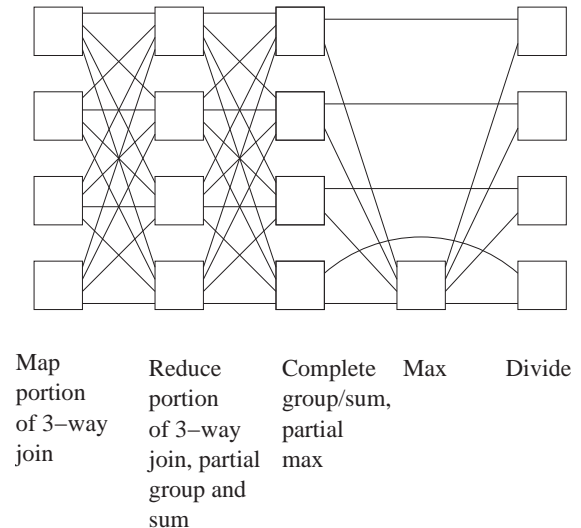


Figure 6: The HITS algorithm as a network of processes

The third column completes the grouping and summing by combining information from different processes in the second column that pertain to the same page. This column also begins the max operation. Each process in that column identifies the largest authority score among any of the pages that are assigned to that process, and that information is passed to the single process in the fourth column. That process completes the computation of the maximum authority score and distributes that value to all processes of the fifth column.

The fifth column of processes has the simple job of taking some of the page-score pairs from the third column and normalizing the score by dividing by the value transmitted from the fourth column. Note we can arrange that the same compute node used for a process of the third column is also used for the same data in the fifth column. Thus, in practice no communication cost is incurred moving data from the third column to the fifth. The fact that our model counts the input sizes from both the third and fifth column does not affect the order-of-magnitude of the cost, although it is important to choose execution nodes wisely to avoid unnecessary communication whenever we can.

### B. EXPERIMENTS

Thanks to Victor Kyritsis, experiments were run to demon-

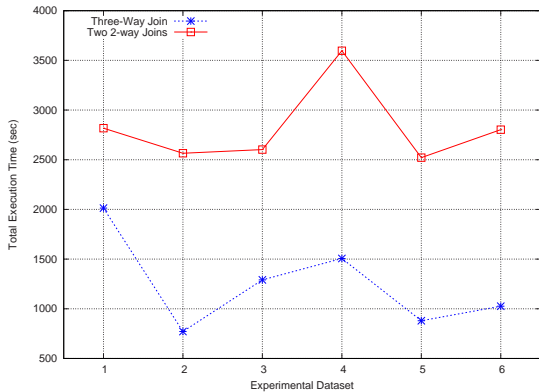
data set	$ R $	$ S $	$ T $	$ R \bowtie S $	$ S \bowtie T $	$ R \bowtie S \bowtie T $
1	1.0	0.8	1.0	1.47	8.89	16.33
2	0.5	1.98	0.5	4.9	1.85	0.05
3	1.0	0.8	1.0	14.58	12.30	224.06
4	1.08	0.8	0.5	16.05	11.69	0.57
5	0.9	0.8	0.8	25.00	22.51	42.14
6	0.9	0.85	0.9	35.71	38.10	32.33

**Figure 7: Table: Sizes of datasets, sizes of intermediate relations and size of output**

strate some cases where the 3-way join is more efficient in practice. The experiments were run on Hadoop. The following join was computed

$$R(A, B) \bowtie S(B, C) \bowtie T(C, D)$$

The processing time was counted for the two different methods. Six datasets were used whose sizes (number of tuples) are shown in the table in Figure 7 in millions (i.e., the actual size is the number shown multiplied by  $10^6$ ). Figure 8 shows the processing times of the two methods.



**Figure 8: Processing times for the two methods**

The experiments are set up as follows. The multi-node cluster is composed of 4 personal computers which are running Debian GNU/Linux operating system with kernel version 2.6. Each node has 2 processors running at 3.0 GHz, while the main memory is 1 GB and the secondary storage unit has capacity of 160 GB. It should be mentioned that one node in the cluster (“master” node) is responsible for the management of the distributed file system namespace and the regulation access to files, as well as the assignment of the map and reduce tasks to the other nodes of the cluster (“slave” nodes). The full exploitation of the processing power of all the nodes in the cluster dictates that the master node should act as a slave too. The cluster of nodes is physically located in a confined space, i.e., a computer room. The nodes are attached to a local area network (LAN) capable of transmitting data at the rate of 1 Gbps.

*Tuning Hadoop Parameters:* The number of reduce tasks is defined to be equal to  $R = 100$  which is a reasonable multiple of the number of slave machines we are using. However, the value of the user-defined parameter that defines the number of map tasks per executed job,  $M$ , may be ignored, since

this value is driven by the total size of the inputs. Thus, its value cannot be known in advance, especially in the case of the map reduce job associated with the second join operation in the algorithm that performs the join  $R \bowtie S \bowtie T$  as a cascade of two two-way joins. Given that the configurable parameter  $b$  that defines the maximum size of each input split stored in the distributed file system has a direct effect on the number of spawned map tasks, the experience shows that the most appropriate and “fair” value for the benchmarking analysis of the two join algorithms seems to be  $b = 128$  MB. The “fair” value is chosen in the sense that the number of Map tasks in the 3-way computation of join and the number of Map tasks in each join operation of the two 2-way joins should be comparable.

### C. A MAP-KEY EXAMPLE

We continue with the example presented in Section 3.2. We repeat here the join we want to compute:

$$R(A, B, C) \bowtie S(A, B, D) \bowtie T(A, D, E) \bowtie U(D, F)$$

We have shown that the attributes  $B, C, E$  and  $F$  are dominated so they should not be in the map-key, i.e., their shares are  $b = c = e = f = 1$ . Hence, we end up with having to find the optimal solution for the following cost expression:

$$rd + s + t + ua$$

The Lagrangean equations now are:

$$rd = \lambda k$$

$$ua = \lambda k$$

in addition to the equation  $ad = k$ . The solution is:

$$a = (kr/u)^{1/2}, \quad d = (ku/r)^{1/2}$$

Thus only attributes  $A$  and  $D$  are in the map-key (assuming  $k$  is large enough so both  $(kr/u)^{1/2}$  and  $(ku/r)^{1/2}$  are not less than 1 and also let us assume that these are integers). This means that we distribute relation tuples into hash buckets, or equivalently, into Reduce processes as follows.

First, remember that we have  $k$  Reduce processes that are conveniently named  $(i, j)$  for

$$i = 1, \dots, (kr/u)^{1/2} \quad \text{and} \quad j = 1, \dots, (ku/r)^{1/2}$$

Tuple  $R(x, y, z)$  goes to all  $(ku/r)^{1/2}$  Reduce processes, specifically to  $(h_A(x), j)$  for all  $j = 1, \dots, (ku/r)^{1/2}$  ( $h_A$  is the hash function for the values of attribute  $A$ ). Tuple  $S(x, y, w)$  goes to only one Reduce process,  $(h_A(x), h_D(y))$  ( $h_D$  is the hash function for the values of attribute  $D$ ). Similarly, tuple  $T(x, w, z_1)$  goes to only one Reduce process,  $(h_A(x), h_D(y))$ . Finally tuple  $T(w, z_2)$  goes to all  $(kr/u)^{1/2}$  Reduce processes, specifically to  $(i, h_D(w))$  for all  $i = 1, \dots, (kr/u)^{1/2}$ .

A final clarification: Notice that both attributes  $A$  and  $D$  are in the map-key if both  $(kr/u)^{1/2}$  and  $(ku/r)^{1/2}$  are greater than 1. However, suppose that  $kr/u = 1$ . Then  $a = 1$  and attribute  $A$  does not get into the map-key. In this case, we distribute tuples to  $k$  Reduce processes according to the value of the attribute  $D$ . Hence, tuples of the form  $S(x, y, w), T(x, w, z_1)$  and  $U(w, z_2)$  go to one Reduce process named  $h_D(w)$  (because they contain the attribute  $D$ ), whereas each tuple of relation  $R$  goes to all  $k$  Reduce processes (because this relation does not contain the attribute  $D$ ).

## D. DOMINATION IS NOT ENOUGH

The following shows that there is a cost expression where a linear combination of the Lagrangean equations yields a sum of terms to be equal to 0. Moreover, in this example, there are no dominating attributes, so the example demonstrates that eliminating dominating attributes is necessary but not sufficient.

EXAMPLE D.1. *In this example, we take all relation sizes to be the same, and so do not include these sizes as factors in the cost expression. The cost expression we have in mind is:*

$$eab + dc + af + eg + ae + ecb + ecg + ch + de + fc + gh + bhg + mh + mg$$

Note that the join itself, which is a join of 13 relations, can be deduced from this expression. For instance, the first relation, giving rise to term  $eab$ , has attributes  $C, D, F, G, H$ , and  $M$ .

If we set up the Lagrangean equations, then each equation will be  $S_x = \lambda k$  for  $x = a, b, c, \dots$ . Now, it is easy to do the calculations and see that the following linear combination is equal to 0. (Note that we add five  $S_x$ 's and subtract also five  $S_x$ 's — we subtract four distinct  $S_x$ 's but  $S_b$  contributes twice — thus the  $\lambda k$ 's cancel each other.)

$$S_a + S_e + S_c + S_h + S_g - (2S_b + S_d + S_f + S_m) = 2ae + 3ecg + 2ch + 2eg + 2gh = 0$$

## E. PROOF OF THEOREM 3.3

PROOF. Suppose there is a sum-of-terms = 0. Then according to Lemma 3.2, there are  $S_{a_i}, S_{b_i}$ , and positive integers  $m_i, n_i$  such that the following are true:

1.  $\sum_{i=1}^{\mu} m_i S_{a_i} = \sum_{i=1}^{\nu} n_i S_{b_i}$ , where all the terms of the right hand side of the equation are canceled by terms of the left hand side.
2.  $\sum_{i=1}^{\mu} m_i = \sum_{i=1}^{\nu} n_i$

Suppose there is no conditionally optimal solution  $a'_0, b'_0, \dots$  where one of the  $a'_0, b'_0, \dots$  is equal to 1. Towards contradiction, we shall prove that there is a transformation of the share variables values that sets one of them to 1, sets none to a value less than 1, and does not increase the cost. Hence we will provide proof that there is a conditionally optimal solution with one of the share values equal to 1.

Now we describe the transformation. We refer, for the rest of the proof, to the equations above and to a set of values of  $a_i$ 's and  $b_j$ 's in a conditionally optimal solution. By applying the transformation, we derive a new set of  $a_i$ 's and  $b_j$ 's (denoted  $a'_i$ 's and  $b'_j$ 's) that do not increase the cost and such that one of the  $a_i$ 's is equal to 1.

Choose  $c$  to be that share variable  $a_j$  such that

$$(a_j)^{1/m_j} = \min_i (a_i)^{1/m_i}$$

In case of a tie, any such  $a_j$  may be picked. In an abuse of notation, we shall henceforth refer to the coefficient  $m_j$  such that  $c$  is  $a_j$  as  $m_c$ . We transform the share variables as follows:

1.  $a'_i = a_i / c^{m_i/m_c}$  for all  $i$ .
2.  $b'_k = b_k c^{n_k/m_c}$  for all  $k$ .

Note that (1) sets  $c$  to 1, since when  $i$  is that  $j$  such that  $c$  is  $a_j$ , we set  $a'_j$  to  $a_j / (a_j)^{m_c/m_c} = 1$ .

We claim that no share variable is given a value less than 1 by the above transformation. Since  $c \geq 1$ , surely no  $b_k$  is set to a value less than 1. The proof for the  $a'_i$ 's is as follows. We know that for all  $i$ ,  $c^{1/m_c} \leq (a_i)^{1/m_i}$ . Raise both sides to the power  $m_i$  to conclude that  $c^{m_i/m_c} \leq a_i$ . Thus,  $a_i / c^{m_i/m_c} \geq 1$ , and this expression is exactly the value of  $a'_i$ , the new value of  $a_i$ .

We further claim that by this transformation the cost expression does not grow. Notice that only terms including some  $b_j$  may grow, because by the transformation other shares either remain the same or decrease. Thus, let  $\tau$  be a term of the cost expression that contains some  $b_i$  as a factor. Suppose  $\tau = t \prod_{i \in I} a_i \prod_{j \in J} b_j$ , where  $t$  contains only factors that are neither  $a_i$ 's nor  $b_j$ 's. Note that the size of the relation that gives rise to term  $\tau$  is a factor of  $t$ .

Thus term  $\tau$  appears in several  $S_{a_i}$ 's and  $S_{b_j}$ 's. Specifically, it appears in all  $S_{a_i}$ 's with  $i$  in  $I$  and in all  $S_{b_j}$ 's with  $j$  in  $J$ . Thus, if we sum up the coefficients  $n_j$  of  $\tau$  on the right-hand side of Equation (1) we have  $\sum_{j \in J} n_j$ . Similarly, if we sum up the coefficients  $m_i$  of  $\tau$  on the left hand side of equation (1) we have  $\sum_{i \in I} m_i$ . According to Lemma 3.2,  $\tau$  must be canceled from the right hand side, hence the following holds:

$$\sum_{j \in J} n_j \leq \sum_{i \in I} m_i \quad (1)$$

After the transformation,  $\tau$  becomes:  $\tau' = t \prod_{i \in I} a'_i \prod_{j \in J} b'_j$ . Replacing in  $\tau'$  the share variables according to the transformation we get:

$$\tau' = t \prod_{i \in I} a_i / c^{m_i/m_c} \prod_{j \in J} b_j c^{n_j/m_c}$$

Finally we have

$$\tau' = c^{(\sum_{j \in J} n_j - \sum_{i \in I} m_i)/m_c} t \prod_{i \in I} a_i \prod_{j \in J} b_j$$

According to inequality (1), the factor  $c^{(\sum_{j \in J} n_j - \sum_{i \in I} m_i)/m_c}$  is less than or equal to 1, hence  $\tau' \leq \tau$ .  $\square$

## F. SOLVING FOR SHARES $\geq 1$

If we solve the Lagrangean equations, it may happen that some shares get values less than 1. Here we show how we deal with these cases.

Convention:

- By *local optimal* we refer to a local optimal of the cost expression over all real values and under the constraint that the product of all shares is equal to a certain given number. I.e., in a local optimal the Lagrangean equations are satisfied.

The lemma below essentially says that if a share is found less than one in a globally optimal solution then we may set it equal to one in order to find a conditionally optimal solution. For clarity the statement of the lemma says something weaker which still gives a simple algorithm (similar to the one in Section 3.4.1) but its proof actually proves that the stronger statement holds.

LEMMA F.1. *Suppose that a conditionally optimal solution does not coincide with one of the local minima of the cost expression. Then at this conditionally optimal solution the following happens: At least one of the shares is equal to 1.*

PROOF. Recall that  $S_a$  denotes the sum of terms in the cost expression that contain variable  $a$  as a factor. Now we define  $T_{a,y}$  to be the sum of terms of  $S_a$  that do not contain the variable  $b$ . We also define  $T_{a,b}$  to be the sum of terms of  $S_a$  that contain both variables  $a$  and  $b$ . Thus we have that  $S_a = T_{a,y} + T_{a,b}$ . Similarly we have  $S_b = T_{b,\mathcal{A}} + T_{b,a}$ . Note that  $T_{a,b} = T_{b,a}$ .

Thus  $T_{a,y}$  can be written as  $T_{a,y} = af_1$  where  $f_1$  does not contain either  $a$  or  $b$ . Similarly  $T_{b,\mathcal{A}} = bf_2$  where  $f_2$  does not contain either  $a$  or  $b$ . (Recall that in the equations we construct from the Lagrangean, we have one equation  $S_a = S_b$  which is equivalent to  $T_{a,y} = T_{b,\mathcal{A}}$  because  $T_{a,b} = T_{b,a}$  and hence are canceled on both sides.)

Suppose  $a_0, b_0, \dots$  is an optimal solution over all sets that have shares  $\geq 1$ . Suppose also that  $a_0, b_0, \dots$  is not a locally optimal solution. We denote by  $T_{a_0}$  the value of the expression  $T_{a,y}$  for  $a = a_0, b = b_0, \dots$ . Similarly we denote by  $T_{b_0}$  the value of the expression  $T_{b,\mathcal{A}}$  for  $a = a_0, b = b_0, \dots$ . We denote by  $f_i^0$  the value of  $f_i$  for  $a = a_0, b = b_0, \dots$ . Then the following claim is true.

Claim: There is at least one pair of values in  $a_0, b_0, \dots$ , say w.l.o.g. that this is  $a_0, b_0$ , such that a)  $T_{a_0} \neq T_{b_0}$  (or equivalently and more conveniently  $a_0 f_1^0 \neq b_0 f_2^0$ ) and b) either  $\gamma f_2^0 / f_1^0 < 1$  or  $\gamma f_1^0 / f_2^0 < 1$  where  $\gamma = a_0 b_0$ .

Before we continue with the proof of the Claim and the rest of the proof of the lemma we give some intuition in this paragraph. Since the conditionally optimal solution does not happen at a local minimum, it follows that one of the Lagrangean equations does not hold at  $a_0, b_0, \dots$ . Thus there are  $a_0, b_0$  such that  $a_0 f_1^0 \neq b_0 f_2^0$ . However this is not enough. We also need the fact that if the Lagrangean equations are true, then some of the  $a_0, b_0, \dots$  are less than 1. Thus, if we abuse notation and formality, we may imagine that if  $a_0 f_1^0 = b_0 f_2^0$  then we get  $a_0^2 = a_0 b_0 f_2^0 / f_1^0$ . This indicates that we may claim that  $a_0 = (a_0 b_0 f_2^0 / f_1^0)^{1/2} < 1$ . It turns out that such a claim can be made formal and can help derive the formal proof of the lemma.

Proof of the claim: Suppose the claim does not hold. Then, refuting the claim, means that either of the following holds:

1. All the equations  $a_0 f_1^0 = b_0 f_2^0$  are true (i.e., for all shares  $c_0, d_0$ , etc). This is a contradiction because we assumed that the solution  $a_0, b_0, \dots$  is not in a local optimal without the constraint that all shares are at least equal to 1; and we know that when these equations are true then we have a local optimal.

2. For any case where  $a_0 f_1^0 \neq b_0 f_2^0$  we have both  $\gamma f_2^0 / f_1^0 \geq 1$  and  $\gamma f_1^0 / f_2^0 \geq 1$ . But this is a contradiction because if we replace  $a_0, b_0$  by  $a'_0 = (\gamma f_2^0 / f_1^0)^{1/2}$  and  $b'_0 = (\gamma f_1^0 / f_2^0)^{1/2}$  respectively then the cost expression decreases. (Note that  $a'_0 \neq a_0$  and  $b'_0 \neq b_0$  because otherwise  $a_0 f_1^0 = b_0 f_2^0$ .) The reason that the cost expression decreases is as follows: First note that all we have to prove is that the expression  $T_{b,\mathcal{A}} + T_{a,y} = bf_2 + af_1$  decreases. We need to focus only in this subexpression of the cost expression because we keep the values of the other attribute shares the same and  $T_{a,b}$  and  $T_{b,a}$  remain the same because  $a_0 b_0 = a'_0 b'_0$ . Thus we need to prove that

$$(\gamma f_2^0 / f_1^0)^{1/2} f_1^0 + (\gamma f_1^0 / f_2^0)^{1/2} f_2^0 < a_0 f_1^0 + b_0 f_2^0$$

or equivalently that:

$$(\gamma f_2^0 f_1^0)^{1/2} + (\gamma f_1^0 f_2^0)^{1/2} < a_0 f_1^0 + b_0 f_2^0$$

or equivalently that (after dividing by  $(\gamma f_2^0 f_1^0)^{1/2}$ ):

$$2 < (a_0 f_1^0 / (b_0 f_2^0))^{1/2} + (a_0 f_1^0 / (b_0 f_2^0))^{-1/2}$$

Now we set  $x = (a_0 f_1^0 / (b_0 f_2^0))^{1/2}$  (remember that  $a_0 f_1^0 \neq b_0 f_2^0$ , hence  $x \neq 1$ ) and we want to prove that:

$$2 < x + 1/x$$

for positive  $x$ . This can be equivalently written as:  $0 < x^2 + 1 - 2x = (x - 1)^2$  which is true.

Now we use the claim to argue that if we replace  $a_0$  and  $b_0$  by  $a'_0 = 1$  and  $b'_0 = a_0 b_0 = \gamma$  (or symmetrically  $b'_0 = 1$  etc... but it does not change anything) then the cost expression does not increase. The reason is that under the assumption that  $\gamma f_2^0 / f_1^0 < 1$  we can easily prove that  $f_1^0 + a_0 b_0 f_2^0 \leq a_0 f_1^0 + b_0 f_2^0$ . To prove, we set:  $x = f_1^0 / (b_0 f_2^0)$  and  $y = a_0$ . Notice that since  $a_0 b_0 f_2^0 / f_1^0 < 1$  we have that  $x = f_1^0 / (b_0 f_2^0) > a_0 \geq 1$ . Also  $y = a_0 \geq 1$ . Now we want to prove equivalently that:  $x + y \leq xy + 1$  or equivalently  $0 \leq (x - 1)(y - 1)$  which is true for  $x, y \geq 1$ .  $\square$

## G. PROOF OF LEMMA 4.7

PROOF. The basis is obvious. For the induction, note from the first set of equalities,

$$a_1 = a_{2i-2} a_{2i-1} \text{ for } i = 2, \dots, n/2$$

From the second set of equalities,

$$a_1 a_2 = a_{2i-1} a_{2i} \text{ for } i = 1, 2, \dots, (n/2) - 1$$

Use the first to substitute for  $a_1$  in the second, to get

$$a_2 a_{2i-2} a_{2i-1} = a_{2i-1} a_{2i}$$

Now, cancel the  $a_{2i-1}$  terms from both sides, and use the inductive hypothesis to replace  $a_{2i-2}$  by  $(a_2)^{i-1}$ . The result is that  $a_{2i} = (a_2)^i$ .  $\square$

## H. FURTHER CHAIN-JOIN ANALYSIS

### H.1 Even $n$ , Arbitrary Relation Sizes

The techniques outlined in Section 4.4 generalize to the situation where the  $r_i$ 's differ. We shall sketch the calculations, since once the formulas are given, it is straightforward to substitute them into the required equalities and see that they work. Recall that the equalities for the even- $n$  case have the form

$$\frac{r_1}{a_1} = \frac{r_3}{a_2 a_3} = \frac{r_5}{a_4 a_5} = \dots = \frac{r_{n-1}}{a_{n-2} a_{n-1}}$$

$$\frac{r_2}{a_1 a_2} = \frac{r_4}{a_3 a_4} = \dots = \frac{r_{n-2}}{a_{n-3} a_{n-2}} = \frac{r_n}{a_{n-1}}$$

It is again convenient to express all share variables in terms of  $a_2$ . We can show the following formula that gives the even share variables:

$$a_{2i} = (a_2)^i \prod_{j=2}^i \frac{r_1 r_{2j}}{r_2 r_{2j-1}}$$

This rule gives us one formula for  $a_{n-2}$  in terms of  $a_2$ . We can use the equalities  $r_1/a_1 = r_{n-1}/(a_{n-2} a_{n-1})$  and



$r_2/(a_1 a_2) = r_n/a_{n-1}$  to derive a second formula for  $a_{n-2}$  in terms of  $a_2$ :

$$a_{n-2} = \frac{1}{a_2} \cdot \frac{r_2 r_{n-1}}{r_1 r_n}$$

when we equate the two formulas for  $a_{n-2}$  we get

$$a_2 = \left( \prod_{j=2}^{n/2} \frac{r_2 r_{2j-1}}{r_1 r_{2j}} \right)^{2/n}$$

Note that this formula is independent of  $k$ , although it is far more complicated than the  $a_2 = 1$  that we derived for the equal-sized relations case.

We cannot solve directly for all the odd-subscripted  $a$ 's, but we can get formulas for them in terms of  $a_1$ . Once we have that, then we can apply the condition that the product of all  $a$ 's is  $k$  to solve exactly for the odd-subscripted share variables. That is, the equality  $r_1/a_1 = r_{2i+1}/(a_{2i} a_{2i+1})$  gives us the formula  $a_{2i+1} = a_1 r_{2i+1}/(r_1 a_{2i})$ . But  $a_{2i}$  has an even subscript, so we already have a formula for it in terms of the  $r$ 's and  $a_2$ , and we have a formula for  $a_2$  solely in terms of the  $r$ 's. Thus, we have a formula for the odd-subscripted  $a_{2i+1}$  in terms of  $a_1$  and the  $r$ 's.

At this point, we have formulas for all the  $a$ 's in terms of variable  $a_1$  and the constant  $r$ 's. We equate the product to  $k$  in order to obtain a value for  $a_1$ . From this value, we get values for the other odd-subscripted  $a$ 's. Together with the formulas for the even-subscripted  $a$ 's that we derived previously, we have all the optimal values of the share variables.<sup>3</sup>

## H.2 Odd $n$ , Arbitrary Relation Sizes

As for the case of equal relation sizes, the solution grows exponentially in  $a_2$  for the even-subscripted  $a$ 's and decays exponentially in  $a_2$  for the odd-subscripted  $a$ 's. We shall give the formulas for each sequence in terms of  $a_2$ . First, for the even subscripts:

$$a_{2i} = (a_2)^i \prod_{j=2}^i \frac{r_1 r_{2j}}{r_2 r_{2j-1}}$$

For the odd subscripts:

$$a_{n-2i} = (a_2)^i \prod_{j=1}^i \frac{r_1 r_{n-2j+1}}{r_2 r_{n-2j+2}}$$

As we now have all  $a$ 's in terms of  $a_2$  and the  $r$ 's, we can set the product of the  $a$ 's to  $k$  and solve for  $a_2$ . From that, we can derive values in terms of the  $r$ 's for all share variables.

---

<sup>3</sup>We are aware that the above description is an algorithm for computing the share variables, and not an algebraic expression for those variables. However, there is little to be gained by writing the very complicated expressions themselves, and the simple algorithm described shows that it is possible to compute the values of the share variables in any particular instance.