

Orbit Determination with Very Short Arcs.

I Admissible Regions

Andrea Milani, Giovanni F. Gronchi, Mattia de' Michieli Vitturi
Department of Mathematics, University of Pisa, via Buonarroti 2, 56127 Pisa, Italy
e-mail: milani@dm.unipi.it, gronchi@dm.unipi.it, demichie@mail.dm.unipi.it

and Zoran Knežević
Astronomical Observatory, Volgina 7, 11160 Belgrade 74, Serbia and Montenegro
e-mail: zoran@aob.bg.ac.yu

November 24, 2003

Abstract. Most asteroid discoveries consist of a few astrometric observations over a short time span, and in many cases the amount of information is not enough to compute a full orbit according to the least squares principle. We investigate whether such a *Very Short Arc* may nonetheless contain significant orbit information, with predictive value, e.g., allowing to compute useful ephemerides with a well defined uncertainty for some time in the future.

For short enough arcs, all the significant information is contained in an *attributable*, consisting of two angles two angular velocities for a given time; an apparent magnitude is also often available. In this case, no information on the geocentric range r and range-rate \dot{r} is available from the observations themselves. However, the values of (r, \dot{r}) are constrained to a compact subset, the *admissible region*, if we can assume that the discovered object belongs to the Solar System, is not a satellite of the Earth and is not a shooting star (very small and very close). We give a full algebraic description of the admissible region, including geometric properties like the presence of not more than two connected components.

The admissible region can be sampled by selecting a finite number of points in the (r, \dot{r}) plane, each corresponding to a full set of six initial conditions (given the four component attributable) for the asteroid orbit. Because the admissible region is a region in the plane, it can be described by a triangulation with the selected points as nodes. We show that triangulations with optimal properties, such as the *Delaunay triangulations*, can be generated by an effective algorithm; however, the optimal triangulation depends upon the choice of a metric in the (r, \dot{r}) plane.

Each node of the triangulation is a *Virtual Asteroid*, for which it is possible to propagate the orbit and predict ephemerides. Thus for each time there is an image triangulation on the celestial sphere, and it can be used in a way similar to the use of the nominal ephemerides (with their confidence regions) in the classical case of a full least square orbit.

Keywords: orbit determination, Delaunay triangulation, ephemerides, asteroid recovery



© 2003 Kluwer Academic Publishers. Printed in the Netherlands.

1. Introduction

In the last few years there has been an enormous increase in the rate of asteroid discoveries. Most of this progress is due to the automated CCD surveys, such as Spacewatch, LINEAR, LONEOS, Catalina, NEAT. The modes of operations of the automated surveys, although they may differ in some details, are essentially the same. A number N of digital images of the same area on the celestial sphere is taken within a short time span, typically within a single night¹. Then the images are digitally blinked, that is a computer program is run on this set of frames to identify all changes among them. If an object is found to move along a straight line, with uniform velocity, in all N frames, then it should be the detection of a real moving object, provided the signal to noise ratio is large enough to make unlikely the presence of exactly aligned spurious signals. If the image is found in less than N frames it still can be a real object with marginal signal to noise, it could have been covered by a star image in some of the frames, but it could also be a spurious detection. Typically $3 \leq N \leq 5$, and 2 hours is the time span between the first and the last observation. Such a detection is reported to the Minor Planet Center (MPC) as a sequence of N observations; we shall call such a sequence a Very Short Arc (VSA).

This operation mode is optimal for detecting moving objects of asteroidal and cometary nature². Unfortunately, it is not at all optimal for determining the orbit of the detected object. As it is well known from the theory of preliminary orbit determination (Gauss, 1809; Danby, 1989), when three observations are used to compute an orbit, the curvature of the arc appears as a divisor in the orbit solution of Gauss' method. The smaller is the curvature, the less accurate is the orbit; taking into account the observational errors, in most cases it turns out to be impossible to apply the usual computational algorithm, consisting of a preliminary orbit determination by means of Gauss' method followed by a least squares fit (differential correction). When starting from a VSA, either Gauss' method fails, or the differential correction procedure does not converge. On the other hand, if the survey were to use longer intervals among the individual frames, the curvature of the observed arc would be significant, and this would enormously complicate the algorithms to detect from one frame to another the moving images of the same object.

¹ This is why these short sequences of observations are called *One Night Stand (ONS)*.

² For transneptunian objects, with a much smaller proper motion, longer intervals of time among the frames may be necessary to guarantee that the angular size of the observed arc corresponds to a large enough number of pixels.

For this reason the VSAs are not considered *discoveries*, but just *detections*; this does not indicate that the observed object is fictitious, but just that its nature cannot be determined. Indeed without an orbit it is not possible to discriminate among different classes of objects, it is not possible to predict ephemerides allowing for follow up and it is seldom possible to find an identification with a known object with a reliable orbit. This has created a complex tangle with discovery rights, accessibility of data, monopoly of processing of non public data, disagreement on the significance and value of the ONS as the topics for hot and not always scientific discussions. We will not enter into these discussions at all, but we want to find a positive scientific solution to the problems created by the existence of large databases of VSAs.

Our research plan consists of several steps, of which only the first one is complete and is presented in this paper; the basic idea is the following. A VSA is recorded as a set of N observations, which means that a set of points on a straight line is what is actually detected, with deviations from alignment compatible with the random observational error. Thus from the VSA we can compute the straight line, either by linear regression or by other fitting procedure. Then a VSA is represented by an *attributable*³, consisting of a reference time (just the mean of the observing times), two average angular coordinates and two corresponding angular rates for the reference time. An attributable provides no information on the range (the radial distance) and range rate at the reference epoch.

Our goal is to prove that attributables, and therefore VSAs, contain useful information. They allow to extract information on the orbit of the object being detected, as discussed in this paper, Section 2 and 3; in fact, the range and range rate are constrained if we assume that the object belongs to the solar system, but not to the Earth-Moon system. The *confidence region*, as defined in conventional orbit determination, is replaced by an *admissible region*. An example of such region is shown in Section 4. How the admissible regions can be efficiently sampled by Virtual Asteroids (VAs) is discussed in Section 5; the VAs are not just a set of isolated points, but have a two dimensional structure. The VAs allow to predict ephemerides in a generalized sense, as discussed in Section 6.

The procedure to compute attributables may provide curvature information, which can be used to decide which paradigm of orbit determination should be used. Attributables can be used in identifications, not only in the attribution case, but also to link together two VSAs

³ The name attributable was introduced by Milani et al. (2001) with the intention of using the same definition as a step for finding identifications with asteroids with known orbits; an identification of this kind is called an *attribution*.

with a preliminary orbit. They can be used to detect Virtual Impactors (VIs), that is low probability future collisions with our planet compatible with the VSA information. All this is, however, the subject of ongoing research and will be reported in future papers.

Please note that we are not defining rigorously what a VSA is; that is, we are not giving an upper bound on the number of observations and on the length of the observed arc for a set of observations to be considered a VSA. The reason is that only experience can tell us if the methods we are now developing for one night arcs can be useful also for longer arcs; we suspect that many two-night arcs could be conveniently processed with the method we are developing for VSAs. Operationally, the definition is as follows: a VSA is a set of observations for which the conventional orbit determination process either fails, or does not provide useful information (i.e., the confidence region is too large for practical use in whatever prediction).

We need to comment on the relationship between our work and results already present in the literature. Virtanen et al. (2001) have introduced the method of statistical ranging in a similar context, but there are significant differences with respect to our approach. Instead of assuming the observation of two angles and two angular rates at the same time, they assume the observation of two angles at each one of two different epochs. Thus their space of unknowns consists of the ranges at the two epochs, instead of the range and range rate at the same epoch. Orbit determination can be performed all the same, by solving a Lambert problem (see Danby 1989, Chap.6). The disadvantage of their approach is that whenever two observations are selected among the available ones they are both affected by the random observational error. To take this error into account, they need to sample the probability space of the observational error with a Monte Carlo type method. An attributable is the result of a least squares fit to a line, thus part of the accidental random error is already removed whenever there are more than two observations. Moreover, Virtanen et al. sample at random two ranges space to identify the admissible region without exploiting any a priori geometric information on this region region.

Tholen and Whiteley (2003) use a method in which the space of the unknowns is explored with a regular grid. Although this is more efficient than random sampling, it is less efficient than a sampling adapted to the shape and geometric properties of the admissible region. Anyway both Virtanen et al. (2001) and Tholen and Whiteley (2003) get to the main conclusion, on which we agree, that ephemerides prediction is often possible, with an accuracy compatible with, e.g., recovery planning, even when the conventional orbit determination is impossible.

In conclusion, we owe to these authors important insights which have stimulated our research, but we are following a different approach.

2. The Admissible Region

We assume that at time t an asteroid \mathcal{A} with heliocentric position P is observed from the Earth, which is at the same time in P_{\oplus} .

Let $(r, \epsilon, \theta) \in \mathbb{R}^+ \times [-\pi, \pi) \times (-\pi/2, \pi/2)$ be spherical polar coordinates for the geocentric position $P - P_{\oplus}$.

DEFINITION 1. *We shall call **attributable** a vector $\xi = (\epsilon, \theta, \dot{\epsilon}, \dot{\theta}) \in [-\pi, \pi) \times (-\pi/2, \pi/2) \times \mathbb{R}^2$, observed at a time t .*

The reference system defining angles (ϵ, θ) can be selected as necessary. We almost always use an equatorial reference system (e.g., J2000), that is we use the right ascension α for ϵ and the declination δ for θ , but of course we could use an ecliptic system without changing the equations in this paper.

Usually (although not always) the attributable also contains an average apparent magnitude h if there is at least one measurement of the apparent magnitude available.

Note that the geocentric distance r (the range) and the range rate \dot{r} are left undetermined by the attributable.

The purpose of this section is to find conditions on r, \dot{r} under the hypothesis that the object \mathcal{A} belongs to the solar system, but not to the Earth-Moon system. We use the following quantities:

HELIOCENTRIC TWO-BODY ENERGY

$$\mathcal{E}_{\odot}(r, \dot{r}) = \frac{1}{2} \|\dot{P}\|^2 - k^2 \frac{1}{\|P\|}, \quad (1)$$

where $k = 0.01720209895$ is Gauss' constant;

GEOCENTRIC TWO-BODY ENERGY

$$\mathcal{E}_{\oplus}(r, \dot{r}) = \frac{1}{2} \|\dot{P} - \dot{P}_{\oplus}\|^2 - k^2 \mu_{\oplus} \frac{1}{\|P - P_{\oplus}\|}, \quad (2)$$

where μ_{\oplus} is the ratio between the mass of the Earth and the mass of the Sun;

RADIUS OF THE SPHERE OF INFLUENCE OF THE EARTH

$$R_{SI} = a_{\oplus} \left(\frac{\mu_{\oplus}}{3} \right)^{\frac{1}{3}} = 0.010044 \text{ AU},$$

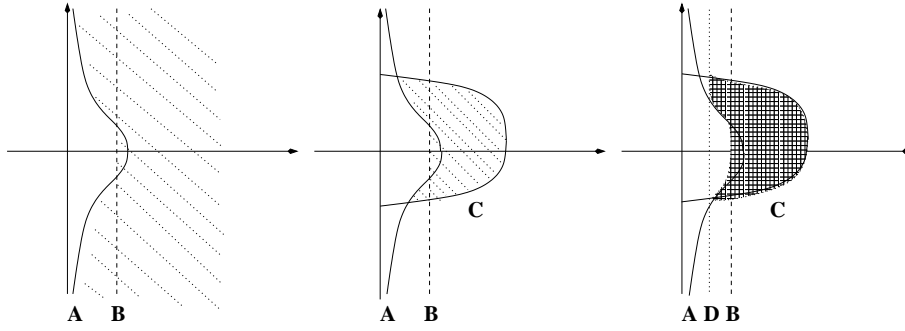


Figure 1. The qualitative features of the admissible region: if condition (A) or (B) are satisfied, we obtain the domain $\mathcal{D}_1 \cap \mathcal{D}_2$ drawn on the left. If we set also condition (C), we are left with the domain sketched in the middle plot. Adding condition (D), we end up with the admissible region \mathcal{D} , sketched in the plot on the right. We stress that this figure is only qualitative and that it refers to a case with only one connected component (see Section 2.2).

that is the distance from the Earth to the collinear Lagrangian point L_2 , apart from terms of order $\mu_{\oplus}^{2/3}$. Here a_{\oplus} is the semimajor axis of the orbit of the Earth;

PHYSICAL RADIUS OF THE EARTH

$$R_{\oplus} \simeq 4.2 \times 10^{-5} AU .$$

Note that we are using a system of units with 1 AU as unit of length and 1 *ephemerisday* as unit of time; we do not need to specify the unit of mass as $\mathcal{E}_{\odot}(r, \dot{r})$ and $\mathcal{E}_{\oplus}(r, \dot{r})$ are the energies per unit mass of the asteroid.

Given an attributable ξ , the following four conditions have obvious physical interpretation:

- (A) $\mathcal{D}_1 = \{(r, \dot{r}) : \mathcal{E}_{\oplus} \geq 0\}$ (\mathcal{A} is not a satellite of the Earth);
- (B) $\mathcal{D}_2 = \{(r, \dot{r}) : r \geq R_{SI}\}$ (the orbit of \mathcal{A} is not controlled by the Earth);
- (C) $\mathcal{D}_3 = \{(r, \dot{r}) : \mathcal{E}_{\odot} \leq 0\}$ (\mathcal{A} belongs to the Solar System);
- (D) $\mathcal{D}_4 = \{(r, \dot{r}) : r \geq R_{\oplus}\}$ (\mathcal{A} is outside the Earth).

DEFINITION 2. Given an attributable ξ , we define as **admissible region** the domain

$$\mathcal{D} = \{\mathcal{D}_1 \cup \mathcal{D}_2\} \cap \mathcal{D}_3 \cap \mathcal{D}_4 .$$

Note that in setting the conditions (A)-(D) we have introduced the following assumptions:

1. The observer is assumed to be at the geocenter. This approximation could be removed by replacing $P_{\oplus}, \dot{P}_{\oplus}$ with the heliocentric position and velocity of the observer (see Section 3.3), but then condition (D) should be modified.
2. The orbits of asteroids passing close to the Earth are affected by both the attraction of the Sun and that of the Earth; taking into account a complete 3-body model would be very complicated. Thus conditions (A) and (B) are approximate, and indeed there are objects in heliocentric orbit experiencing temporary capture as satellites of the Earth, with $\mathcal{E}_{\oplus} < 0$. However, this can happen only for very low relative velocities $\|\dot{P} - \dot{P}_{\oplus}\|$, and the objects found in these conditions are often artificial, such as the upper stages of interplanetary launch rockets (e.g. 2000 SG₃₄₄, J002E3⁴).
3. When the object is much farther away from the Earth than the Moon, that is $r \gg 60 R_{\oplus}$, we should use for μ_{\oplus} the ratio between the mass of the Earth-Moon system and the mass of the Sun.
4. In computing the radius of the sphere of influence we are neglecting the eccentricity of the orbit of the Earth.

In spite of all these limitations, the conditions defining the admissible region are a good approximation, and to find analytical formulae based on definition (2) is a good starting point for further more accurate analysis.

2.1. EXCLUDING SATELLITES OF THE EARTH

We look for a simple analytical and geometric description of the region satisfying condition (A).

POLAR COORDINATES

The heliocentric position of \mathcal{A} is given by

$$P = P_{\oplus} + r \hat{r},$$

where \hat{r} is the unit vector in the observation direction. Using polar coordinates, the heliocentric velocity \dot{P} of \mathcal{A} is

$$\dot{P} = \dot{P}_{\oplus} + \dot{r} \hat{r} + r \dot{\epsilon} \hat{r}_{\epsilon} + r \dot{\theta} \hat{r}_{\theta},$$

⁴ <http://planetary.org/html/news/articlearchive/headlines/2003/apollo12-debris.html>

where \dot{P}_\oplus is the heliocentric velocity of the Earth,

$$\hat{r}_\epsilon = \frac{\partial \hat{r}}{\partial \epsilon}; \quad \hat{r}_\theta = \frac{\partial \hat{r}}{\partial \theta}.$$

Explicitly in coordinates

$$\begin{aligned} \hat{r} &= (\cos \epsilon \cos \theta, \sin \epsilon \cos \theta, \sin \theta); \\ \hat{r}_\epsilon &= (-\sin \epsilon \cos \theta, \cos \epsilon \cos \theta, 0); \\ \hat{r}_\theta &= (-\cos \epsilon \sin \theta, -\sin \epsilon \sin \theta, \cos \theta). \end{aligned}$$

Furthermore we have

$$\langle \hat{r}, \hat{r}_\epsilon \rangle = \langle \hat{r}, \hat{r}_\theta \rangle = \langle \hat{r}_\epsilon, \hat{r}_\theta \rangle = 0,$$

that is, the vectors $\hat{r}, \hat{r}_\epsilon, \hat{r}_\theta$ define an orthogonal basis for \mathbb{R}^3 . Note that $\|\hat{r}\| = \|\hat{r}_\theta\| = 1$ but $\|\hat{r}_\epsilon\| = \cos \theta$, so that this basis is not orthonormal.

GEOCENTRIC ENERGY

We shall use this formalism to compute the orbital energies. For the geocentric energy (eq. (2)) we have

$$\begin{aligned} \|P - P_\oplus\|^2 &= r^2; \\ \|\dot{P} - \dot{P}_\oplus\|^2 &= \dot{r}^2 + r^2 \dot{\epsilon}^2 \cos^2 \theta + r^2 \dot{\theta}^2 = \dot{r}^2 + r^2 \eta^2; \end{aligned}$$

where

$$\eta = \sqrt{\dot{\epsilon}^2 \cos^2 \theta + \dot{\theta}^2}$$

is the proper motion. Condition (A) becomes

$$2\mathcal{E}_\oplus(r, \dot{r}) = \dot{r}^2 + r^2 \eta^2 - 2k^2 \mu_\oplus \frac{1}{r} \geq 0,$$

that is

$$\dot{r}^2 \geq \frac{2k^2 \mu_\oplus}{r} - \eta^2 r^2 := G(r),$$

where $G(r) > 0$ for

$$0 < r < r_0 = \sqrt[3]{\frac{2k^2 \mu_\oplus}{\eta^2}}.$$

With regard to condition (B), if $r_0 \leq R_{SI}$, the admissible region is defined by $\dot{r}^2 \geq G(r)$; this occurs for

$$r_0^3 = \frac{2k^2 \mu_\oplus}{\eta^2} \leq R_{SI}^3 = a_\oplus^3 \frac{\mu_\oplus}{3}$$

and, taking into account Kepler's third law $a_{\oplus}^3 n_{\oplus}^2 = k^2$ (n_{\oplus} is the mean motion of the Earth), we have

$$r_0 \leq R_{SI} \Leftrightarrow \eta \geq \sqrt{6} n_{\oplus} .$$

Otherwise, if $r_0 > R_{SI}$, the boundary of the region given by conditions (A), (B) is formed by a segment of the straight line $r = R_{SI}$ and two arcs of the $\dot{r}^2 = G(r)$ curve for $0 < r < R_{SI}$.

2.2. EXCLUDING INTERSTELLAR ORBITS

We look for the analytical and geometric description of the region satisfying condition (C), in particular we would like to know if it is a connected region. We will show it actually can have either one or two connected components.

HELIOCENTRIC ENERGY

For the heliocentric energy (eq. (1)) we use the heliocentric position and velocity in polar coordinates:

$$\begin{aligned} \|P\|^2 &= r^2 + 2r \langle P_{\oplus}, \hat{r} \rangle + \|P_{\oplus}\|^2 ; \\ \|\dot{P}\|^2 &= \dot{r}^2 + 2\dot{r} \langle \dot{P}_{\oplus}, \hat{r} \rangle + r^2 (\dot{\epsilon}^2 \cos^2 \theta + \dot{\theta}^2) + \\ &\quad 2r (\dot{\epsilon} \langle \dot{P}_{\oplus}, \hat{r}_{\epsilon} \rangle + \dot{\theta} \langle \dot{P}_{\oplus}, \hat{r}_{\theta} \rangle) + \|\dot{P}_{\oplus}\|^2 . \end{aligned}$$

We introduce the notation:

$$\begin{aligned} c_0 &= \|P_{\oplus}\|^2 & c_3 &= \dot{\epsilon} c_{3,1} + \dot{\theta} c_{3,2} \\ c_1 &= 2 \langle \dot{P}_{\oplus}, \hat{r} \rangle & c_4 &= \|\dot{P}_{\oplus}\|^2 \\ c_2 &= \dot{\epsilon}^2 \cos^2 \theta + \dot{\theta}^2 = \eta^2 & c_5 &= 2 \langle P_{\oplus}, \hat{r} \rangle , \end{aligned} \quad (3)$$

where

$$\begin{aligned} c_{3,1} &= 2 \langle \dot{P}_{\oplus}, \hat{r}_{\epsilon} \rangle ; \\ c_{3,2} &= 2 \langle \dot{P}_{\oplus}, \hat{r}_{\theta} \rangle ; \end{aligned}$$

so that

$$\begin{aligned} \|P\|^2 &= r^2 + c_5 r + c_0 := S(r) ; \\ \|\dot{P}\|^2 &= 2\mathcal{T}_{\odot}(r, \dot{r}) = \dot{r}^2 + c_1 \dot{r} + C(r) ; \\ C(r) &:= c_2 r^2 + c_3 r + c_4 . \end{aligned}$$

By substituting in eq. (1), condition (C) reads

$$2\mathcal{E}_{\odot}(r, \dot{r}) = \dot{r}^2 + c_1 \dot{r} + C(r) - \frac{2k^2}{\sqrt{S(r)}} \leq 0 .$$

REALITY CONDITION FOR THE RANGE RATE

In order to have real solutions for \dot{r} , the discriminant of \mathcal{E}_\odot , regarded as a degree 2 polynomial in \dot{r} , must be non-negative:

$$\Delta_\odot(r) := \frac{c_1^2}{4} - C(r) + \frac{2k^2}{\sqrt{S(r)}} \geq 0 .$$

Let us set $\gamma = c_4 - c_1^2/4$ (note that $\gamma \geq 0$), and define

$$P(r) := c_2r^2 + c_3r + \gamma ;$$

then the energy condition (C) implies the following condition on r

$$\frac{2k^2}{\sqrt{S(r)}} \geq P(r) . \quad (4)$$

The degree 2 polynomial $P(r)$ is non-negative for each r : it is the opposite of the discriminant of the degree 2 polynomial $\mathcal{T}_\odot(r, \dot{r})$ (regarded as a function of \dot{r}). \mathcal{T}_\odot is a kinetic energy and is non-negative, thus its discriminant is non-positive. Also $S(r)$ is non-negative, thus we can square the left and right hand side of (4) and obtain an inequality involving a polynomial of degree 6, namely

$$V(r) := P^2(r)S(r) = \sum_{i=0}^6 A_i r^i , \quad (5)$$

with coefficients

$$\begin{aligned} A_6 &= c_2^2 ; \\ A_5 &= c_2(2c_3 + c_2c_5) ; \\ A_4 &= c_3^2 + 2c_2\gamma + 2c_2c_3c_5 + c_0c_2^2 ; \\ A_3 &= 2c_3\gamma + c_5(c_3^2 + 2c_2\gamma) + 2c_0c_2c_3 ; \\ A_2 &= \gamma^2 + 2c_3c_5\gamma + c_0(c_3^2 + 2c_2\gamma) ; \\ A_1 &= c_5\gamma^2 + 2c_0c_3\gamma ; \\ A_0 &= c_0\gamma^2 . \end{aligned}$$

After squaring, condition (4) becomes $V(r) \leq 4k^4$.

CONNECTED COMPONENTS OF \mathcal{D}_3

The main result of this section is the following

THEOREM 1. *The region \mathcal{D}_3 , defined by condition (C), has at most two connected components.*

Proof. To prove the theorem we need the two following lemmas:

LEMMA 1. EXISTENCE OF SOLUTIONS *If either η or γ is positive⁵, then there are at least two solutions of*

$$V(r) - 4k^4 = 0,$$

one positive and the other negative.

Proof. The value of the polynomial at the origin is

$$\begin{aligned} V(0) - 4k^4 &= c_0 \gamma^2 - 4k^4 \leq c_0 c_4^2 - 4k^4 = \\ &= \|P_{\oplus}\|^2 \|\dot{P}_{\oplus}\|^4 - 4k^4 \end{aligned}$$

which is always strictly negative because the heliocentric orbital energy of the Earth

$$\frac{1}{2} \|\dot{P}_{\oplus}\|^2 - \frac{k^2}{\|P_{\oplus}\|}$$

is strictly negative⁶. The leading coefficient $A_6 (= \eta^4)$ is non-negative. If it is not zero, we have $\lim_{r \rightarrow \pm\infty} V(r) = +\infty$ and we have at least one positive and one negative real root.

If A_6 vanishes, that is if $c_2 = 0$ (thus $\eta = \dot{\epsilon} = \dot{\theta} = c_3 = 0$) and $\gamma > 0$, then $V(r) - 4k^4$ is a degree 2 polynomial with two real roots, one positive and one negative.

□

LEMMA 2. *The equation $V'(r) = 0$ cannot have more than three distinct solutions. If it has exactly three distinct real roots, then there cannot be any root with multiplicity 2.*

Proof. The derivative

$$V'(r) = P(r) [2P'(r)S(r) + P(r)S'(r)] .$$

is a degree 5 polynomial.

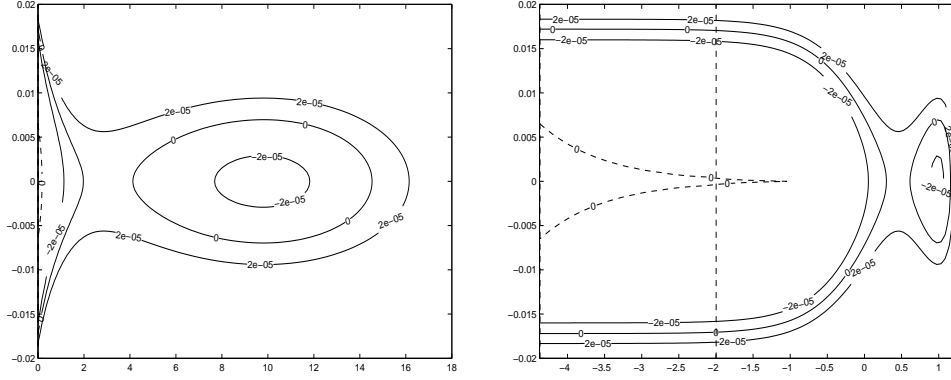
Note that $P(r) \geq 0$ for all r , thus it can not have two different roots. If $P(r) > 0$ for all r then $V'(r)/P(r)$ is a degree 3 polynomial and $V'(r)$ has at most three roots. If $P(\bar{r}) = 0$ for one value \bar{r} then it is a root with multiplicity three of $V'(r)$, because it is a root with multiplicity 2 of $P(r)$, and there are at most two other roots.

If $V'(r)$ has three distinct real roots including a multiple one, then there is one root \bar{r} of $P(r)$ which must be at least a triple root of $V'(r)$; the other two have to be simple.

□

⁵ In the completely degenerate case $\eta = \gamma = 0$ there are solutions for \dot{r} for all values of r . This is a very strange situation, with both \hat{r} and the velocity of the asteroid parallel to the velocity of the Earth.

⁶ The topocentric correction would not be enough to make the heliocentric energy of the observer positive.



. The dashed line denotes R_{SI} .

Figure 2. We show an example with two connected components. On the left we plot three level curves of \mathcal{E}_{\odot} , including the zero level curve, and $\mathcal{E}_{\oplus} = 0$ (dashed curve) in the plane (r, \dot{r}) ; on the right we draw the same plot in the plane $(\log_{10}(r), \dot{r})$

To conclude the proof of the theorem we observe that:

- (i) by Rolle's theorem, between two roots of $V(r) - 4k^4$ there must be a root of $V'(r)$;
- (ii) there cannot be an odd number of real roots of $V(r) - 4k^4$ (counted with their multiplicity), as $V(r)$ is a *real* polynomial with even degree;
- (iii) at least two real roots of $V(r) - 4k^4$ have odd multiplicity.

Using Lemma 1, Lemma 2 and the remarks above we are left only with the following possibilities:

- (i) four distinct and simple roots (see Figure 2);
- (ii) three distinct roots, two simple and one with even multiplicity (the component at large r reduces to a point);
- (iii) two distinct roots, one simple and the other one with odd multiplicity (the admissible region has only one component, see Figure 1).

From the above arguments the theorem immediately follows. \square

In Figure 2 we show an example in which the region \mathcal{D}_3 has two connected components: we have used for the attributable the value $(\epsilon, \theta, \dot{\epsilon}, \dot{\theta}) = (0, 0, -0.09, 0.01)$, with ϵ, θ in degrees, $\dot{\epsilon}, \dot{\theta}$ in degrees per day. We have plotted also the level curves for small positive and small negative values of \mathcal{E}_{\odot} , showing the qualitative change.

2.3. CLOSE APPROACHES

To understand the global structure of the admissible region \mathcal{D} we need to find possible intersections between the $\mathcal{E}_\oplus = 0$ curve and the $\mathcal{E}_\ominus = 0$ curve. However, these intersections are physically meaningful only if they occur for $R_\oplus < r < R_{SI}$, that is, during a close approach to the Earth, but above its physical surface. The following result indicates that these intersections occur only where it does not matter; it also implies that the admissible region does not have more connected components than the region satisfying condition (C).

THEOREM 2. *For $R_\oplus \leq r \leq R_{SI}$ the condition $\mathcal{E}_\oplus(r, \dot{r}) \leq 0$ implies $\mathcal{E}_\ominus(r, \dot{r}) \leq 0$.*

Proof. By the triangular inequality, to prove that $\mathcal{E}_\ominus(r, \dot{r}) \leq 0$ it is enough to prove that

$$\left(\|\dot{P} - \dot{P}_\oplus\| + \|\dot{P}_\oplus\| \right)^2 \leq \frac{2k^2}{\|P - P_\oplus\| + \|P_\oplus\|}.$$

We observe that

$$\mathcal{E}_\oplus(r, \dot{r}) \leq 0 \Leftrightarrow \|\dot{P} - \dot{P}_\oplus\| \leq \sqrt{\frac{2k^2\mu_\oplus}{\|P - P_\oplus\|}}. \quad (6)$$

Using relation (6) we thus only have to prove that

$$\frac{2k^2\mu_\oplus}{r} + \|\dot{P}_\oplus\|^2 + 2\|\dot{P}_\oplus\| \sqrt{\frac{2k^2\mu_\oplus}{r}} \leq \frac{2k^2}{r + \|P_\oplus\|}$$

for $R_\oplus \leq r \leq R_{SI}$. This is equivalent to prove that in this interval the function

$$F(r) = 2k^2\mu_\oplus (r + \|P_\oplus\|) + r (r + \|P_\oplus\|) \|\dot{P}_\oplus\|^2 + 2\|\dot{P}_\oplus\| \sqrt{2k^2\mu_\oplus} \sqrt{r} (r + \|P_\oplus\|) - 2k^2r$$

is negative.

To describe the qualitative features of $F(r)$ we start by decomposing the derivative $F'(r)$ as follows:

$$F'(r) = \frac{g_1(r) + g_2(r)}{\sqrt{r}},$$

where

$$\begin{aligned} g_1(r) &= \sqrt{r} \left[\mathcal{C} + 2\|\dot{P}_\oplus\|^2 r \right]; \\ g_2(r) &= \|\dot{P}_\oplus\| \sqrt{2k^2\mu_\oplus} [3r + \|P_\oplus\|]; \end{aligned}$$

with

$$\mathcal{C} := 2k^2\mu_{\oplus} + \|P_{\oplus}\| \|\dot{P}_{\oplus}\|^2 - 2k^2;$$

note that $\mathcal{C} \leq -2.8075 \times 10^{-4} < 0$.

The second derivative $g_1''(r)$ is positive for each $r > 0$ so that, for convexity reasons, the graphs of the functions g_1 and $-g_2$ can intersect at most twice for $r > 0$.

Hence $F'(r)$ has at most two zeros for $r > 0$. Taking also into account the following:

$$\lim_{r \rightarrow +\infty} F(r) = +\infty; \quad F(0) = 2k^2\mu_{\oplus}\|P_{\oplus}\| > 0; \quad \lim_{r \rightarrow 0^+} F'(r) = +\infty.$$

we conclude that $F(r)$ cannot have more than two zeros for $r > 0$.

Finally, by using the estimates $F(R_{\oplus}) \leq -2.49 \times 10^{-10} < 0$ and $F(R_{SI}) \leq -2.6346 \times 10^{-6} < 0$, we conclude that $F(r) < 0$ for $R_{\oplus} \leq r \leq R_{SI}$, and this completes the proof of the theorem. \square

Note that Theorem 2 applies only for particular values of the mass, radius and orbital elements of the planet on which the observer is located. It is a physical property of the Earth, not a general property of whatever planet; it depends on the values of the parameters, which are detailed below. A larger planet, such as Jupiter, can have satellites whose velocity would be hyperbolic with respect to the Sun, if Jupiter was not controlling the orbit; the Earth can not have satellites with this behavior.

NUMERICAL VALUES USED IN THE ESTIMATES

$$\begin{aligned} \mu_{\oplus} &= 1/328900.5614 \\ R_{\oplus} &= 4.24 \times 10^{-5} \\ k &= 0.01720209895 \\ a_{\oplus} &= 1.0 \\ e_{\oplus} &= 0.0167 \end{aligned}$$

From the expressions

$$\begin{aligned} \|P_{\oplus}\| &= a_{\oplus} (1 - e_{\oplus} \cos(u_{\oplus})) ; \\ \|\dot{P}_{\oplus}\|^2 &= k^2 \left[\frac{2}{r_{\oplus}} - \frac{1}{a_{\oplus}} \right] ; \end{aligned}$$

it follows that

$$\max \|P_{\oplus}\| = 1.0167; \quad \max \|\dot{P}_{\oplus}\| = 0.0175.$$

We have obtained the upper bounds for $F(R_{\oplus})$ and $F(R_{SI})$ by using the maximum values of the length of the heliocentric position and velocity of the Earth along an elliptic orbit with the osculating e_{\oplus} .

2.4. THE BOUNDARY OF THE ADMISSIBLE REGION

We can now give a complete description of the boundary of the admissible region \mathcal{D} . It consists of:

1. part of the algebraic curve $\mathcal{E}_{\odot} = 0$ for $r > 0$. If $V(r) = 4k^4$ has 3 positive roots there is another component, consisting of a simple closed curve, at larger values of r ; this includes the case when this curve reduces to a single point, if $V(r) = 4k^4$ has a double positive root;
2. two segments of the straight line $r = R_{\oplus}$;
3. two portions of the curve $\dot{r}^2 = G(r)$ (corresponding to $\mathcal{E}_{\oplus} = 0$) and one segment of the straight line $r = R_{SI}$ if $R_{SI} < r_0$; if $R_{SI} \geq r_0$ the two portions of the $\dot{r}^2 = G(r)$ are joined at $r = r_0$.

Thus the admissible region consists of at most two connected components, and it is compact being the inside of a finite number of closed continuous curves.

2.5. A SIMPLIFIED CASE

Let us compute the admissible region in a simplified case, obtained assuming the Earth on a circular orbit: $e_{\oplus} = 0$. We also assume $a_{\oplus} = 1$ and $n_{\oplus} = k$, that is we are neglecting the terms of the order of μ_{\oplus} in the orbit of the Earth and all other planetary perturbations.

Let us consider, for instance, coordinates ϵ, θ such that θ is the ecliptic latitude of \mathcal{A} and ϵ is the angle between the opposition and the projection of \mathcal{A} onto the ecliptic plane. These coordinates are singular for $\theta = \pm\pi/2$, that is for observations at the ecliptic pole.

Within these approximations $P_{\oplus} = (1, 0, 0)$ and $\dot{P}_{\oplus} = (0, k, 0)$; thus

$$\begin{aligned}
 c_0 &= 1 & c_3 &= 2k(\dot{\epsilon} \cos \epsilon \cos \theta - \dot{\theta} \sin \epsilon \sin \theta) \\
 c_1 &= 2k \sin \epsilon \cos \theta & c_4 &= k^2 \\
 c_2 &= \dot{\epsilon}^2 \cos^2 \theta + \dot{\theta}^2 & c_5 &= 2 \cos \theta \cos \epsilon
 \end{aligned}
 \tag{7}$$

Note that $c_3/2k$ is the time derivative of the y coordinate of \hat{r} . The coefficients of the inequalities defining \mathcal{D}_3 are simpler than in the general case, but still too complicated to extract information on the number of connected components for all ϵ, θ ; the computation becomes simple only for some special values of the angles.

SOME SPECIAL CASES

For $\epsilon = \pm\pi/2$ (at quadrature) we have $c_5 = 0$ and $c_3 = \pm 2k d(\cos \theta)/dt$ and the coefficients of $V(r)$ are

$$\begin{aligned} A_6 &= c_2^2 > 0; & A_2 &= \gamma^2 + c_0(c_3^2 + 2c_2\gamma) > 0; \\ A_5 &= 2c_2c_3; & A_1 &= 2c_0c_3\gamma; \\ A_4 &= c_3^2 + 2c_2\gamma + c_0c_2^2 > 0; & A_0 &= c_0\gamma^2. \\ A_3 &= 2c_3\gamma + 2c_0c_2c_3; \end{aligned}$$

In this case $\text{sgn}(A_5) = \text{sgn}(A_3) = \text{sgn}(A_1) = \text{sgn}(c_3)$. For $c_3 \geq 0$ the number of variations of signs in the sequence of the coefficients of $V(r) - 4k^4$ is only one and we have only one positive root, that is only one connected component. Note that for $\theta = 0$, at the exact quadratures, we have $c_3 = 0$, and also in this case there is only one connected component.

For $\epsilon = 0$ (at opposition) $c_5 = 2\cos \theta > 0$ and $c_3 = 2k\dot{\epsilon}\cos \theta$. If $c_3 \geq 0$, that is $\dot{\epsilon} \geq 0$ (non-retrograde proper motion), again the coefficients $A_i, i = 1 \dots 6$, are positive and there can be only one positive root of $V(r) = 4k^4$. However, unlike the case of the quadratures, at the exact opposition ($\epsilon = \theta = 0$) there could be two connected components, provided the motion is retrograde.

If the computation is performed with a different coordinate system $(r, \tilde{\epsilon}, \tilde{\theta})$ non singular at the ecliptic poles, as an example such that

$$\hat{r} = (\sin \tilde{\theta}, \cos \tilde{\epsilon} \cos \tilde{\theta}, \sin \tilde{\epsilon} \cos \tilde{\theta})$$

then in the plane $\tilde{\theta} = 0$ (orthogonal to the direction of the Sun) $c_5 = 0$ and $c_3 = -2k\dot{\tilde{\epsilon}}\sin \tilde{\epsilon} = -2kd(\cos \tilde{\epsilon})/dt$. By the same argument used above, for $c_3 \geq 0$ there can be only one connected component of the admissible region, but this is not guaranteed for $c_3 < 0$.

3. The Inner Boundary

The results of Section 2 provide a complete topological and analytical description of the admissible region. From the metric point of view, the results are not completely satisfactory, because the near edge is too close to the observer. Actually, if the topocentric correction is taken into account, the constraint (D): $r \geq R_{\oplus}$ has no meaning and the admissible region always extends down to an arbitrarily small distance from the observer. This is an unpleasant, but rather intuitive result: an object very close and heading directly towards the observer can have an arbitrary proper motion, including a very small one.

Thus we are led to consider other ways to constrain from below the distance from the observer. We are discussing in this Section two conditions defining the inner boundary, which could be used as a replacement for condition (D).

3.1. SHOOTING STARS

An alternative condition giving a lower limit to the distance is that the object is not a shooting star (very small and very close). We can assume that the size is controlled by setting a maximum for the absolute magnitude H :

$$(E) \quad \mathcal{D}_5 = \{(r, \dot{r}) : H(r) \leq H_{max}\} .$$

If some value of the apparent magnitude is available, then the absolute magnitude H can be computed from h , the average of the measured apparent magnitudes:

$$H = h - 5 \log_{10} r - x(r) , \quad (8)$$

where the correction $x(r)$ accounts for the distance from the Sun and the phase effect. However, for small r (e.g., $r < 0.01 AU$) the correction $x(r)$ has a negligible dependence upon r because the distance from the Sun is $\simeq 1 AU$ and the phase is close to the angle between the direction \hat{r} and the opposition direction. Thus we can approximate $x(r)$ with the quantity x_0 independent of r . Moreover, we are using r , the distance at the reference time t , for all the epochs of the observations including photometry; this is a fair approximation unless the relative change of distance during the time span of the observed arc is relevant, which can happen only for very small distances. In this approximation, condition (E) becomes

$$H_{max} \geq H = h - 5 \log_{10} r - x_0$$

or, equivalently

$$\log_{10} r \geq \frac{h - H_{max} - x_0}{5} := \log_{10} r_H ,$$

that is, given the apparent magnitude h , there is a minimum distance r_H for the object to be of significant size. If we use $H_{max} = 30$ (a few meters diameter) then, for example

$$h = 20 \Rightarrow r \geq 0.01 AU ; \quad h = 15 \Rightarrow r \geq 0.001 AU .$$

In any case, the absolute magnitude of the object is not a function of \dot{r} and the region satisfying condition (E) is just a half plane $r \geq r_H$.

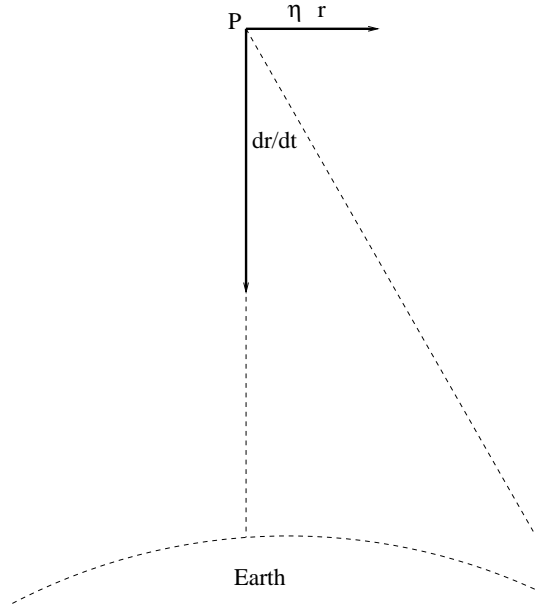


Figure 3. Immediate impact trajectory.

Provided $r_H \geq R_\oplus$ (for $H_{max} = 30$ this occurs for $h \geq 8.1$) it is possible to use the same arguments of Section 2.3 to show that the geometry of the admissible region does not become more complicated when condition (D) is replaced by condition (E). On the contrary it is quite possible that this geometry becomes simpler. If $h > 20$ the entire sphere of influence of the Earth is excluded by condition (E), thus conditions (B) is implied by (E) and condition (A) becomes irrelevant.

3.2. IMMEDIATE IMPACTORS AND JUST LAUNCHED BODIES

We may exclude from the admissible region \mathcal{D} the values of (r, \dot{r}) such that an object with proper motion η cannot avoid collision with the Earth within a short time from the epoch of the attributable. In the same way we may exclude the values of (r, \dot{r}) leading to a contact with the Earth in the immediate past, that is we are not considering objects just launched from our planet. We assume that the motion is rectilinear, a valid approximation provided the time is short enough. We also neglect the topocentric correction.

This additional condition (F) can be expressed as:

$$\frac{\eta r^2}{|\dot{r}|} \geq R_\oplus. \quad (9)$$

This condition may be included in a more restrictive definition of admissible region whenever we are not interested in a late warning system, monitoring for possible impacts within a day or so. In other cases we may be interested also in the cases of orbits violating condition (F), at least for the immediate impact case: as an example, we may be interested in discovering fireballs before they enter the atmosphere. As it is clear by comparison with condition (E), these immediately impacting objects need to be very small, unless the detection is extremely bright. In practice condition (F) is, for most attributables, less important than condition (E), unless H_{max} is very large, that is, unless we are searching for very small meteoroids.

3.3. MODIFIED ADMISSIBLE REGION

In the following we shall use a definition of the admissible region modified as follows:

- (1) condition (E) replaces condition (D);
- (2) the topocentric correction is applied, that is P_{\oplus} and \dot{P}_{\oplus} actually indicate the heliocentric position and velocity of the observer, in the computation of condition (C);
- (3) condition (C) is replaced by $\mathcal{E}_{\odot} \leq -k^2/(2a_{max})$; this is done to exclude comets with a long period, e.g. with $a_{max} = 100 AU$.

We are not using condition (F), and we are not applying the topocentric correction for the computation of condition (A); these additional modifications would not be effective in defining a more realistic admissible region while making its geometry much more complicated.

4. An example

To provide an illustrative example, we have chosen the asteroid 2003 BH₈₄, discovered from the European Southern Observatory on 25 January 2003. The 4 observations on that night span only 1 hour and 40 minutes in time, and the proper motion was $\eta = 0.35^{\circ}$ per day. We first computed the attributable by a linear fit⁷ and then we computed the admissible region by applying the algorithms described in the previous sections. The maximum distance r compatible with the modified admissible region (that is, with a semimajor axis $a < 100 AU$) was $4.46 AU$.

⁷ A quadratic fit was also computed, but the curvature was found not to be significant with respect to the random observational errors.

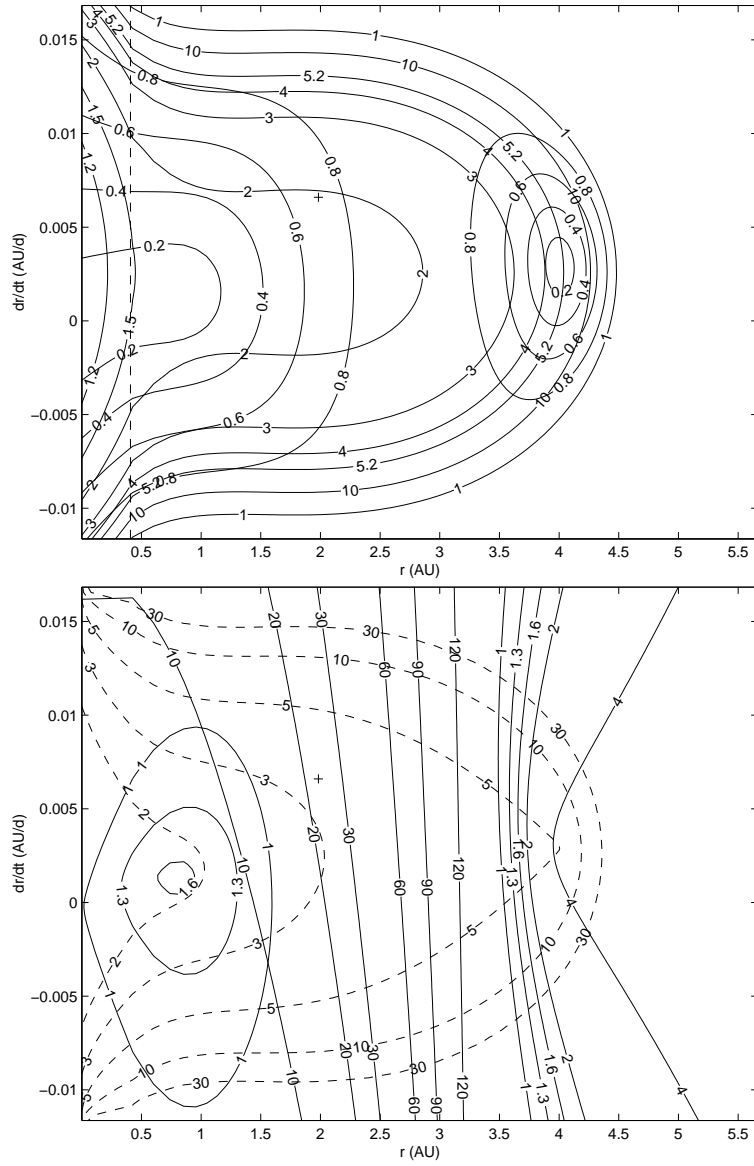


Figure 4. By using only the first night of observations of 2003 BH₈₄ we have plotted in the (r, \dot{r}) plane: above, the level curves corresponding to $a = 1, 2, 3, 4, 5.2, 10, 30$ AU, $e = 0, 0.2, 0.4, 0.6, 0.8, 1$ and the inner boundary corresponding to the magnitude limit $H_{max} = 22$ (dashed vertical line); below, the level curves $q = 1, 1.3, 1.6, 2, 4, 10$ AU (solid), $Q = 1, 2, 3, 5, 10, 30$ AU (dashed) and $I = 10, 20, 30, 60, 90, 120$ degrees (solid).

Nevertheless the information contained in the attributable, computed by using only the first night of observations, was enough to conclude that this object could be neither a main belt asteroid nor a Hungaria. For a fine grid of points in the (r, \dot{r}) plane we compute a set of orbital elements, uniquely determined by the values of $(\alpha, \delta, \dot{\alpha}, \dot{\delta}, r, \dot{r})$ ⁸. We then plot the contour lines of (a, e, I) on Figure 4 (above), and find that a moderate value of e is possible for either a low value of a (e.g., an Athen type orbit) or for $I > 120^\circ$. By also inspecting the level curves of $q = a(1 - e)$, $Q = a(1 + e)$ and I (Figure 4, below) we can conclude that the most likely interpretation of the first night of data is that the object is a Near Earth Asteroid (NEA), with $q < 1.3 AU$, the other possibilities being a retrograde orbit and an object whose orbit is close to that of Mars. The crosses in the two plots mark the actual values of r, \dot{r} as determined a posteriori, after the asteroid was recovered.

5. Sampling the admissible region

The admissible region is anyway an infinite set, thus we cannot proceed with computations (e.g., of ephemerides) for all points. We need to sample the admissible region with a finite, and not too large, subset of points. In order to sample we define an algorithm to triangulate the admissible region: the nodes of the triangulation will give us a sample, the edges joining them and the triangles provide additional structure. First we select a number of points on the boundary and produce an initial triangulation using these boundary points as nodes. Then we add nodes inside the admissible region and change the edges to achieve a triangulation with the optimal properties described below.

5.1. SAMPLING OF THE BOUNDARY

The boundary of the admissible region has an outer part, given by arcs of the curve $\mathcal{E}_\odot(r, \dot{r}) = 0$ (symmetric with respect to the line $\dot{r} = -c_1/2$); the curve $\mathcal{E}_\odot = -k^2/(2a_{max})$ used as outer boundary of the modified admissible region is also symmetric.

The boundary also has an inner part consisting some combination of arcs of the curve $\mathcal{E}_\oplus(r, \dot{r}) = 0$ (symmetric with respect $\dot{r} = 0$) and of segments of the lines $r = r_H, r = r_{SI}$.

The symmetry with respect to the line $\dot{r} = -c_1/2$ allows us to perform the computations only for the lower region ($\dot{r} \leq -c_1/2$) of the exterior boundary, from $r = r_H$ to the maximum value r_{max} such

⁸ These quantities define a set of initial conditions for the asteroid orbit at epoch $t - \delta t$, where $\delta t = r/c$ is the light travel time.

that the discriminant $\Delta_{\odot}(r)$ vanishes. Then we perform the sampling of the inner boundary, using the symmetry with respect to $r = 0$ of the $\mathcal{E}_{\oplus} = 0$ curve.

The intersection points among the lines and the curves are always included in the boundary sampling, unless there are some too close: in this case we simplify the boundary by using a shortcut, at the price of including in the triangulation a small portion outside of the admissible region.

The admissible region may sometimes have two connected components when the discriminant $\Delta_{\odot}(r)$ has three positive roots. In this we perform a separate sampling of the boundaries of the two components.

In addition we would like to select points that are *equispaced* on the boundary, that is, if the boundary is parameterized by the arc length s , then the distance of each couple of consecutive points corresponds to a fixed increment of s .

To avoid the computation of the arc length parameter we use the following idea. We choose a large number of points, equispaced in the abscissa and then we use an elimination rule to be iterated until we are left with a desired number of points. It can be shown (see the Appendix) that the remaining points are close to the ideal distribution, equispaced in arc length.

5.2. OPTIMAL TRIANGULATION

Let us consider the domain $\tilde{\mathcal{D}} \subset \mathcal{D}$, defined by connecting with edges the boundary points of the admissible region: we shall define a method to triangulate $\tilde{\mathcal{D}}$. Let us start with some definitions.

A *triangulation* of the polygonal domain $\tilde{\mathcal{D}}$ is a pair (Π, τ) , where $\Pi = \{P_1, \dots, P_N\}$ is a set of points (the *nodes*) of the domain, and $\tau = \{T_1, \dots, T_k\}$ is a set of triangles with vertices in Π .

We shall use T_i also for the convex hull of the points in T_i . With this notation we search for a triangulation with the following properties:

- (i) $\bigcup_{i=1,k} T_i = \tilde{\mathcal{D}}$;
- (ii) for each $i \neq j$ the set $T_i \cap T_j$ is either the *empty set* or a *vertex* or an *edge* of a triangle.

If, in addition to the set of points Π , we give as input also some edges $P_i P_j$, for example the boundary edges as we do for $\tilde{\mathcal{D}}$, we refer to this input as *planar straight line graph* (PSLG), and to the corresponding triangulation containing the prescribed edges as a *constrained triangulation*.

To each triangulation (Π, τ) we can associate the *minimum angle*, that is the minimum among the angles of all the triangles T_i .

Among all possible triangulations of a *convex* domain, there is a well-known construction, called the *Delaunay triangulation* (see Bern and Eppstein (1992)), characterized by the following properties:

- (i) it maximizes the minimum angle;
- (ii) it minimizes the maximum circumcircle;
- (iii) for each triangle T_i , the interior part of its circumcircle does not contain any nodes of the triangulation (Risler, 1991) .

The above properties are equivalent if the domain is convex.

If the domain is a convex quadrangle whose vertexes Π are not on the same circle, then there exist two possible triangulations $(\Pi, \tau_1), (\Pi, \tau_2)$: by property (iii), only one of these is Delaunay's (see Figure 5). In this case the Delaunay triangulation can be obtained from the other one by an *edge-flipping* technique, which consists of substituting the diagonal P_1P_3 (*not-Delaunay edge*) of the quadrangle, corresponding to the common edge, with the diagonal P_2P_4 (*Delaunay edge*). Note that the edge-flipping also results in an increase of the minimum angle.

Note that the domain $\tilde{\mathcal{D}}$ is in general not convex: in this case there still exists a triangulation that maximizes the minimum angle, called *constrained Delaunay triangulation* (Bern and Eppstein, 1992), but property (iii) is not guaranteed.

Figure 5 suggests how to transform any triangulation of $\tilde{\mathcal{D}}$ into a constrained Delaunay: for each triangle T_i , we iterate a procedure over the adjacent triangles; if the common edge with an adjacent triangle is not a Delaunay, we apply the edge-flipping technique. Repeating this procedure until all edges of the triangulation are Delaunay's or edges of the boundary of $\tilde{\mathcal{D}}$, at each step the minimum angle increases and at the end we obtain the triangulation that maximizes the minimum angle (Delaunay, 1934).

The procedure adopted to triangulate our domain starts by generating a constrained Delaunay's triangulation (Π_0, τ_0) with the boundary points and the boundary edges. Once the initial triangulation is obtained we refine it by adding new points, internal to the domain, keeping at each insertion the Delaunay property. At each step we add a new point extending to the internal part of the domain the discrete density

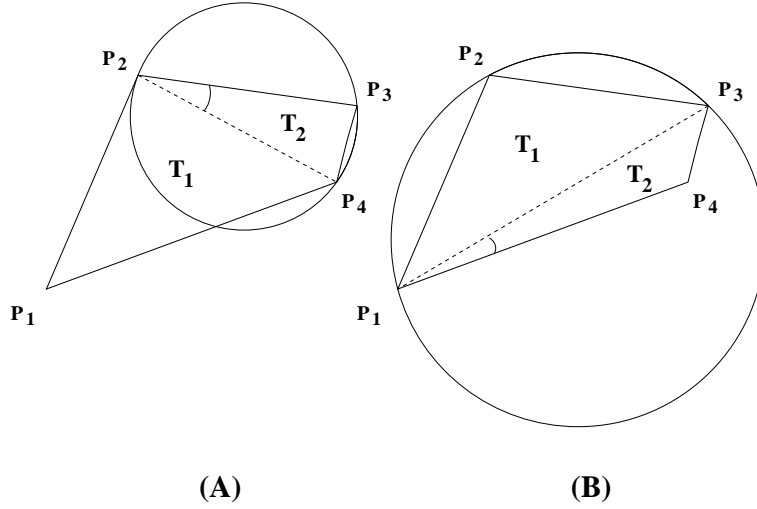


Figure 5. Possible triangulations of the quadrangle $P_1P_2P_3P_4$: the one in (A) is a Delaunay triangulation. We mark in both cases the minimum angle and we draw the circumcircles corresponding to triangle $P_2P_3P_4$ (left plot) and to triangle $P_1P_2P_3$ (right plot).

defined on the boundary points by the quantities⁹

$$\rho_{P_j} = \min_{l \neq j} |P_l - P_j| .$$

Let G_i be the barycenters of the triangles T_i ; we define the corresponding densities

$$\tilde{\rho}_{G_i} = \frac{1}{3} \sum_{m=1}^3 \rho_{P_{i_m}}$$

($P_{i_m}, m = 1 \dots 3$, belongs to the same triangle T_i) and we add as new point the barycenter $G_{\bar{k}}$ that maximizes the minimum distance (weighted with its density $\rho_{G_{\bar{k}}}$) from the nodes of the triangulation. Then we eliminate the corresponding triangle $T_{\bar{k}}$ and we add to τ the triangles obtained joining the edges of $T_{\bar{k}}$ with the new point (keeping at each triangle insertion the Delaunay's optimal property by means of the edge-flipping technique). We iterate this insertion procedure until

$$\max_{G_i} \left(\min_j \left\{ \frac{\text{dist}(G_i, P_j)}{\tilde{\rho}_{G_i}} \right\} \right) > \sigma,$$

where σ is a fixed small parameter. In (de' Michieli Vitturi, 2003) it is shown that, if we denote with n_0 the number of points on the boundary of length $\mu(\partial\tilde{D})$, the following results holds:

⁹ ρ_{P_j} is indeed an approximation of the inverse of a density function.

THEOREM 3. *The algorithm converges and the final number of triangles is less than*

$$\frac{\mu(\partial\tilde{\mathcal{D}}) n_0}{\sqrt{3}\sigma}.$$

We apply to the triangulation obtained as above a *mesh improvement technique*, generalizing the *Laplacian smoothing* (see Winslow (1964)). We move every internal point P_j of the triangulation to the center of mass (weighted with the density defined above) of the polygon formed by all its neighboring points (i.e. the ones connected to P_j by an edge), if it lies inside the polygon.

This technique improves the quality of the triangulation, but it can produce a triangulation that is not Delaunay's, so that we apply again the edge-flipping technique at the end of the smoothing algorithm.

The final result is a triangulation optimal from the point of view of property (i), that is avoiding as much as possible "flattened" triangles.

5.3. SELECTION OF A METRIC

The Delaunay triangulation clearly depends on the metric selected for the space (r, \dot{r}) , in fact its own definition is based on computations of distances and angles. In particular we can select a strictly increasing function $f(r)$ and perform the triangulation of the admissible region with the metric

$$ds^2 = df(r)^2 + d\dot{r}^2,$$

in other words, we can work in the plane $(f(r), \dot{r})$ endowed with the Euclidean metric.

In our work we have selected an *adaptive metric*, defined by the function

$$f(r) = 1 - \exp\left(-\frac{r^2}{2s^2}\right), \quad (10)$$

where s corresponds to the largest zero r_{max} of the discriminant $\Delta_{\odot}(r)$. Since $f'(r)$ is maximum at $r = s$, with this choice of $f(r)$ we enhance the portion of the space (r, \dot{r}) close to $r = r_{max}$.

If our purpose is to search for objects in a particular portion of the (r, \dot{r}) space (e.g. NEA's or MB's or TNO's), then we can use a metric selected *ad hoc*, like $f(r) = \log_{10}(r)$ to enhance the region near the Earth for NEA.

6. Triangulated ephemerides

The first example of how to use of the admissible region and its triangulation, we shall discuss the generation of ephemerides. If the orbit of an asteroid has been determined according to the least squares principle, the ephemerides at some time t_1 different from t are the predicted values of the angles α, δ with a confidence region on the celestial sphere. When the available observational data are not enough to compute a full least squares orbit (e.g., if there are only two observations, or if the observed arc is very short), the notion of ephemerides has to be redefined as the set of values for the angles α, δ at time t_1 which is compatible with the data.

If we can assume the object satisfies the conditions defining the admissible region, that is, if we can exclude interstellar orbits, satellites of the Earth and shooting stars, then there is a set of admissible values for α, δ at time t_1 which is, by continuity, a compact subset of the celestial sphere with at most two connected components. In practice, however, there is no known algorithm to compute explicitly this subset. The goal we can achieve is to sample this set by triangulation. Given a triangulation of the admissible region, computed from the attributable representing the observations available, we can compute the predicted observation at time t_1 for each node of the triangulation. Indeed, each node corresponds to a choice of the values of (r, \dot{r}) at the time t , and together with the four component attributable this provides a set of six initial conditions, that is a set of orbital elements at the epoch t (to be corrected for light travel time).

The problem is how dense the triangulation needs to be, that is how many orbits have to be propagated from time t to time t_1 , to sample the ephemerides in a useful way, that is with distances among the sampling points comparable to the field of view of the telescope to be used. We have no rigorous answer to this question, but it is clear that a regular triangulation of the admissible region is a strategy to optimize this procedure, provided the selection of the metric (discussed in Section 5.3) is appropriate.

We conclude by providing an example. For the same object 2003 BH₈₄ discussed in Section 4, we have computed the triangulation of the admissible region with the metric defined by eq. (10). The inner boundary of this example is defined using $H_{max} = 22$ as maximum value for the absolute magnitude. In Figure 6 (above) we are showing the admissible region and its triangulation; we also mark with + the value of (r, \dot{r}) obtained in hindsight, that is resulting from the orbit determined by using also the recovery observations of 30 January and 6 February 2003.

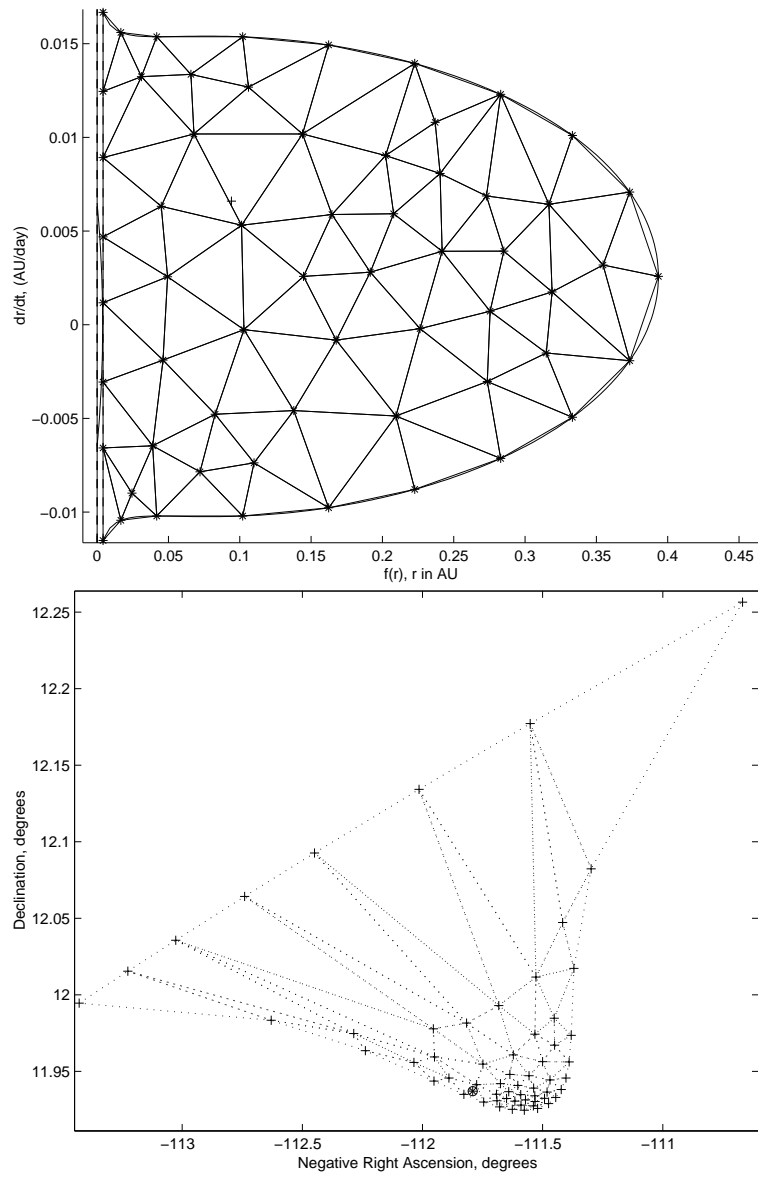


Figure 6. For the asteroid 2003 BH₈₄, the admissible region for the 25 January attributable and its triangulation (above); the actual value, as determined a posteriori, is marked with +. The image of the triangulation on the plane of the ephemerides for 6 February, with the actual observation marked with a circled asterisk (below).

Next, we have attempted to predict the recovery on 6 February by using the 25 January attributable only. The triangulated ephemerides are shown in Figure 6 (below), the actual recovery observation being marked with a circled asterisk. Note that the $H_{max} \leq 22$ condition is important to reduce the size of the recovery search area.

CONCLUDING REMARKS

When observations are available only over a very short time span, to the point that all the meaningful information can be summarized in an attributable (with no significant curvature), it is not possible to perform an orbit determination in the usual sense. Nevertheless, some orbital information is available: it can be exploited to assess the relevance of the discovery and it allows to predict ephemerides for some time afterwards. The next question is how this information can be combined with additional observations to provide an orbit.

Appendix

UNIFORM SAMPLING OF A CURVE

Given n points on a rectifiable curve γ , with unitary length, we study the problem of selecting m among them ($m < n$) such that the distance along the curve between two consecutive points is as close as possible to $1/(m-1)$. We search for an approximation of the solution of this problem avoiding to compute the *arc length*.

Without loss of generality we can assume that γ is the unit interval $[0, 1] \subset \mathbb{R}$. Let $(P_k)_{k=1\dots n}$ be a set of ordered points in $[0, 1]$, with $P_1 = 0, P_n = 1$, and let $(Q_j)_{j=1,m}$ be the sequence of equispaced *ideal points*, with

$$Q_{j+1} - Q_j = \frac{1}{m-1} = h \text{ (ideal step)}.$$

We define $d_k = P_k - P_{k-1}$ and $\delta_{k,j} = |Q_j - P_k|$; note that for each P_k there exists an ideal point Q_j such that $\delta_{k,j} \leq h/2$.

We introduce an elimination rule in order to discard a point from the set $(P_k)_{k=1\dots n}$:

ELIMINATION RULE: skip the point $P_{\bar{k}}$ such that \bar{k} minimizes the function

$$f(k) = \frac{\min\{d_k, d_{k+1}\}}{1 + \min_{j=1\dots m} \delta_{k,j}}, \quad k = 2 \dots n-1. \quad (11)$$

We apply $(n-m)$ times the previous rule: note that at each step the values of d_k may change, due to the elimination of points in the set

$(P_k)_{k=1\dots n}$. We shall call $(\hat{P}_j)_{j=1\dots m}$ the subset of the points selected in $(P_k)_{k=1\dots n}$.

Now we prove that the above algorithm selects the ideal points if these are contained in the initial set $(P_k)_{k=1\dots n}$.

PROPOSITION 1. *If the condition*

$$(Q_j)_{j=1\dots m} \subseteq (P_k)_{k=1\dots n} \quad (12)$$

holds, then $\hat{P}_j = Q_j$ for each $j = 1 \dots m$.

Proof. If $f(\bar{k}) \leq f(k)$ for each k , we shall prove that for $n > m$

- (i) $f(\bar{k}) < h$;
- (ii) $P_{\bar{k}} \notin (Q_j)_{j=1\dots m}$.

We observe that we cannot have $f(\bar{k}) > h$ because, for each k , $f(k) \leq \min\{d_k, d_{k+1}\}$ by definition, and $d_k \leq h$ by (12). We exclude also $f(\bar{k}) = h$ because $n > m$ implies that there are two points whose mutual distance is less than h , and the first property is proven.

If by contradiction $P_{\bar{k}} = Q_h$ for some index $h \in 1 \dots m$, then we show that there exists an index $k \neq \bar{k}$ in which the function f assumes a smaller value. Note that $f(\bar{k}) = \min\{d_{\bar{k}}, d_{\bar{k}+1}\}$ as the denominator in (11) reduces to 1. Assume that $d_{\bar{k}} = \min\{d_{\bar{k}}, d_{\bar{k}+1}\}$, then $\min\{d_{\bar{k}-1}, d_{\bar{k}}\} \leq d_{\bar{k}}$ and, by property (i), $d_{\bar{k}} < h$, so that $P_{\bar{k}-1}$ is different from each Q_j . This implies $\delta_{\bar{k}-1,j} > 0$ for each j , thus $f(\bar{k}-1) < f(\bar{k})$. The case $f(\bar{k}+1) = \min\{d_{\bar{k}}, d_{\bar{k}+1}\}$ is similar. \square

Acknowledgements

This research was supported by the *Italian Space Agency (ASI)*, the Spanish *Ministerio de Ciencia y Tecnología*, by the European funds *FEDER* through the grant AYA2001-1784 and by the *Ministry of Science, Technology and Development of Serbia* through the project no. 1238.

References

- Bern, M. and Eppstein, D.: 1992, 'Mesh Generation and Optimal Triangulation', in *Computing in Euclidean Geometry*, D.-Z. Du and F.K. Hwang, eds., World Scientific, pp. 23–90
- Danby, J.M.A.: 1989, 'Fundamentals of Celestial Mechanics', *Willmann-Bell*, Richmond
- Delaunay, B.: 1934, 'Sur la sphere vide', *Izvestiya Akademii Nauk SSSR, Otdelenie Matematicheskii i Estestvennykh Nauk* **7**, pp. 793–800
- de' Michieli Vitturi, M.: 2003, Ph.D. Thesis, University of Pisa, in preparation
- Gauss, C. F.: 1809, 'Theory of the Motion of the Heavenly Bodies Moving about the Sun in Conic Sections', reprinted by *Dover publications*, 1963
- Milani, A., Sansaturio, M.E. and Chesley, S.R.: 2001, 'The Asteroid Identification Problem IV: Attributions', *Icarus* **151**, pp. 150–159
- Risler, J.J.: 1991, 'Méthodes mathématiques pour le CAO, Collection Recherche en mathématiques appliquées', *RMA 18*, Masson
- Tholen D. and Whiteley, R.J.: 2003, 'Short Arc Orbit Computations', submitted
- Virtanen, J., Muinonen, K. and Bowell, E.: 2001, 'Statistical Ranging of Asteroid Orbits', *Icarus* **154**, pp. 412–431
- Winslow, A.M.: 1964, 'An irregular triangle mesh generator' *Report UCXRL-7880*, National Technical Information Service, Springfield, VA