

Organic Nitrogen in Precipitation: Real Problem or Sampling Artefact?

J.N. Cape¹, A. Kirika¹, A.P. Rowland², D.R. Wilson²,
T.D. Jickells³, and S. Cornell³

¹Centre for Ecology and Hydrology Edinburgh, Bush Estate, Penicuik, Midlothian, EH26 0QB, U.K.; ²Centre for Ecology and Hydrology Merlewood, Grange-over-sands, Cumbria, LA11 6JU, U.K.; ³School of Environmental Sciences, University of East Anglia, Norwich, NR4 7TJ, U.K.

Published observations of organic nitrogen (N) compounds in precipitation go back almost a century. Several different methods have been used to measure both the total and ionic concentrations of N. There is therefore some uncertainty as to whether reported “organic N” is real, or simply the result of uncertainties in chemical analyses or inadequate sampling methods. We found that the materials from which the collector was made (polypropylene, steel, or glass) had no significant effect on the composition of dissolved organic N (DON). The use of a biocide was found to be very important during sampling and storage of samples before analysis. We set up a network of seven collectors across the U.K., from the Cairngorms to Dorset, all operating to the same protocol, and including a biocide. Samples were analysed centrally, using proven methods. Over 6 months, organic N contributed about 20% to the total N in U.K. precipitation, but with a large variation across the country. This means that current estimates of wet deposited N to the U.K., which are based only on the ammonium and nitrate concentrations, are too small. Organic N is not an artefact, but a real problem that needs to be addressed.

KEY WORDS: N deposition, rain chemistry, eutrophication, precipitation sampling

DOMAINS: atmospheric systems, freshwater systems, marine systems, ecosystems and communities, environmental sciences, environmental chemistry, water science and technology, environmental policy, analytical chemistry, environmental monitoring

INTRODUCTION

There has been concern over recent increases in the nitrogen (N) content of precipitation, and possible eutrophication of sensitive ecosystems (both marine and terrestrial), but total N deposition is usually defined in terms of inorganic N; any contribution from organic N is ignored. European protocols for controlling N emissions and deposition have also concentrated only on the inorganic components. However, recent measurements have shown that dissolved organic N (DON) in rain can stimulate estuarine bacteria and phytoplankton, and can be an important source of bioavailable N to ecosystems[1]. DON in rain has been reported to contribute up to 70% of total N[2]. These are not new observations—organic N was reported as contributing 25% of total N in rain at Rothamsted early this century[3]. However, the amounts and proportions of organic N in precipitation vary widely. In some studies, the amount of organic N in rain is below the analytical detection limit, whereas in others it comprises more than half the total N. Data from the 1970s and 1980s summarised by Timperley et al.[4] show organic N accounting for up to 90% of total wet deposited N.

It is not easy to compare results from different studies. Some studies have used event sampling, with wet-only collectors, while others have taken weekly samples over several years. There has

been no consistency in sampling methods, storage conditions, or chemical analysis. The sampling device may cause bias; Scudlark et al.[5] reported significantly lower concentrations of organic N from polyethylene than from stainless steel buckets, which they attributed to adsorption of organic N by the bucket or bacterial uptake on the container walls. However, it is significant that they did not filter their samples before analysis, so that the organic N “adsorbed” may have been in particulate form. In general, there has been no consistency in the literature over filtration of samples, so it is likely that many of the values reported as “DON” include a contribution from particulate organic N.

After collection, there may be problems with sample stability. Scudlark et al.[5] noted rapid loss of organic N from some rain samples over a period of hours, attributed to volatilisation, as there was no increase in inorganic N in the samples. Several agents have been used to preserve the integrity of samples, such as HgCl₂, chloroform, acid, or thymol, or samples may have been frozen for long-term storage prior to analysis. Apart from the initial losses noted by Scudlark et al.[5], loss of organic N from collected samples appears not to be a major problem compared to measured changes in NH₄⁺ or NO₃⁻ concentrations[6], although in this example, and in most other studies, samples may have been collected several hours, if not days, after rainfall. In samples that have not been filtered, there is the possibility of slow dissolution of particulate organic N. Freezing, or preservation with HgCl₂, can maintain organic N concentrations for at least a year in the laboratory[2]. There is also the possibility that inorganic N can be converted to organic N, either as particulate (growth of micro-organisms) or dissolved, during sampling and/or storage— inorganic N concentrations change with storage if not preserved[7]. There is a need for a method of preservation for both inorganic and organic N which applies during sample collection, as well as during subsequent transport and storage prior to chemical analysis.

Organic N concentrations in water samples are estimated as the difference in measured concentrations of NH₄⁺, NO₃⁻, and NO₂⁻ (dissolved inorganic nitrogen = DIN), and the measured total N in the sample. Methods for analysing both DIN and total N vary widely. Ammonium ion concentrations have been measured by ion chromatography or by a range of colorimetric methods based on the indophenol blue reaction. Ion chromatography is the best method in this context, as it avoids any possible contribution of organic N in the indophenol blue method. Similarly, ion chromatography for nitrite and nitrate avoids potential interference by organic N in the colorimetric methods used. The potential for positive interference by organic N in the analysis of DIN would mean that published measurements for organic N (total N – DIN) might be underestimates.

Four methods have been used for the analysis of total N in rainwater samples: Kjeldahl N (reaction to NH₃ followed by titration or colorimetric analysis), persulphate digestion (usually followed by colorimetric analysis), UV oxidation, and high temperature (>1000°C) combustion with chemiluminescent analysis of NO (pyro-chemiluminescence). Some authors have directly compared analytical methods. For example, Cornell and Jickells[8] compared persulphate digestion with UV oxidation for a range of rain samples and synthetic solutions and found that results using the persulphate method were about 30% lower than for the UV oxidation method. Conversely, Scudlark et al.[5] found that persulphate oxidation gave larger total N concentrations in

rain samples, and higher recoveries of pure compounds spiked into a rainwater sample, than UV oxidation.

Although doubt exists over the reliability of historical measurements of total N in precipitation, either through uncertainty over sampling methods (i.e., the possibility of microbial transformations from inorganic to organic N during sampling or storage) or the reliability of the analytical methods employed, there are well-characterised recent data which suggest that the occurrence of DON in precipitation is real, and contributes around one-third of the total measured N[2,5]. This paper describes our experimental approach to testing possible artefacts in the collection, storage, and analysis of rain samples, with the aim of establishing a robust protocol for measuring DON in precipitation.

EXPERIMENTAL METHODS

Chemical Analysis

Analytical methods were tested using a range of synthetic organic and inorganic compounds thought to be characteristic of the composition of precipitation, or “model” compounds that we have used previously to test the efficiency of oxidation procedures in natural waters, namely nitrate, ammonium, urea[11], glycine, methionine[12], and 5-iminodiacetic acid. Recoveries of these compounds at concentrations typical of those found in rain or dew (range 5 to 20 μM) were tested in the presence of alternative chemical biocides chloroform or thymol (2-isopropyl-5-methyl phenol), and after storage at different temperatures.

Inorganic Components

Nitrate (NO₃⁻) was determined by chemically suppressed ion chromatography (carbonate/bicarbonate eluant and AG4A/AS4A columns) using a Dionex DX100 system configured with a 50-μl sample loop and an autosampler. An automated continuous flow colorimetry method used for the analysis of soil extracts and persulphate digestions was also evaluated, in which nitrate is initially reduced to nitrite with Cu/hydrazine and reacted using Greiss-Ilosvay diazotization to form a coloured complex.

Ammonium (NH₄⁺) was determined by chemically suppressed ion chromatography (sulphuric acid eluant and CG12A, CS12A columns) using a Dionex DX100 system configured with a 50-μl sample loop and an autosampler. An automated continuous flow colorimetry method used for the analysis of aqueous samples from a wide range of sources, based on the indophenol blue reaction, was also evaluated.

Total Dissolved Nitrogen

The Kjeldahl method used in early studies is based on the digestion of aqueous samples in sulphuric acid, with the addition of a salt and catalyst, followed by neutralisation, distillation, and titration. Our tests indicated that the Kjeldahl method was not suitable for the accurate determination of N in precipitation, mainly due to the high reagent/acid concentrations, which led to high and variable blanks when working with dilute solutions such as rainwater.

Alkaline persulphate oxidation in an autoclave (or sometimes a microwave oven) has superseded the Kjeldahl digestion method, and was used here followed by colorimetric determination of nitrate. We added 0.35 g potassium persulphate, 0.67 ml 0.02 M NaOH, and 3.33 ml water to a 40-ml aliquot of sample, and autoclaved at 100 k Pa and 120°C for 45 min. We also evaluated a batch UV digestion method[8] which uses a Metrohm UV digester followed by quantification of ammonium, nitrite, and nitrate products by colorimetry or ion chromatography. A few samples were analysed using a N specific HPLC detector (ANTEK 8060) in which 20- μ l samples are introduced into an eluant stream, combusted in oxygen at 1050°C, and the resultant NO detected by its chemiluminescent reaction with ozone.

Choice of Biocide

A biocide is necessary to prevent biological deterioration of rainwater samples in the field (during collection—particularly important for weekly network samples) and while being transported and stored before analysis. N-containing compounds are particularly susceptible to biological degradation. Thymol (2-isopropyl-5-methyl phenol) was chosen as the biocide, based on earlier studies[7], because it is (relative to chloroform) nonvolatile, effective at low concentrations in solution, and presents few toxicity problems for eventual disposal (cf. Hg salts). If no biocide is applied in the field, alternative preservation techniques may be applied once the sample has been returned to the laboratory, such as the use of chemical biocides (e.g., chloroform), storage at low temperatures, or freezing.

Establishing Effective Biocide Concentrations During Sampling

A sample of rainwater was collected, filtered (ashed glass fibre), and divided into 21 aliquots. To these solutions were added seven different concentrations of thymol up to 1 g l⁻¹, giving three replicates per treatment. The samples were then stored covered (to exclude dust, but not sealed) in a temperate greenhouse (ca. 25°C) for 1 week to simulate storage in a rain collector in the field, before analysis for NO₃⁻ and NH₄⁺ (ion chromatography) and total N (persulphate digestion followed by colorimetry of NO₃⁻).

Test of Long-Term Preservation Methods

After sample collection, time may elapse during transport and storage at the laboratory before analysis. Two studies of short-term stability (up to 3 months) were made using filtered rain samples, and one long-term (9 month) study.

Long-Term (9-Month) Storage of Filtered Sample

A sample of rainwater was modified by the addition of urea to provide ca. 70 μ M organic N, filtered, and aliquots were stored in the dark at 4°C or in a freezer at -12°C for up to 9 months, with

periodic analysis for inorganic N by ion chromatography, and for total N by UV digestion.

Short-Term (3-Month) Storage of Filtered Samples

In two separate experiments, freshly collected rain samples were filtered and stored using a variety of methods. In the first experiment, samples were stored in the dark at 4°C or in a freezer at -12°C. In the second, samples were stored at room temperature, at 4°C, at -18°C, or with the addition of chloroform or thymol.

Collector Design

Four different rain collectors were set up at CEH Edinburgh (15 km southwest of Edinburgh). All were mounted 1.5 m above ground, in a square of side 5 m, in the middle of a grass field. Funnels and collecting bottles were constructed from polypropylene (P), from borosilicate glass (G), and two with stainless steel funnels and glass bottles (SG1, SG2). Thymol (100 mg) was added to all but the SG2 sampling bottles. Samples were collected approximately weekly, depending on rain amount, and filtered before shipping to the laboratory in Cumbria for analysis. No attempt was made to quantify any particulate organic N removed from the samples by filtration. The nonpreserved sample (SG2) was split, and thymol was added to one of the split samples to test for the need for a biocide during transport and storage prior to analysis. Samples were analysed for NH₄⁺ (by both ion chromatography and colorimetry), NO₃⁻ (ion chromatography), and total N (persulphate digestion/colorimetry).

Sampling Network Across the U.K.

Aluminium frames were erected to house stainless steel funnels draining to 1 or 2 l glass collection bottles. Sample bottles were placed in the collectors with the addition of 100 mg thymol, and left for 1 week before sampling. Samples were filtered under vacuum immediately, through preashed glass fibre filters, before shipping to the laboratory in low-density polyethylene bottles. The locations of the sampling sites are given in Table 1.

RESULTS

Chemical Analyses

Inorganic Components

Both NO₃⁻ methods were found to be accurate, robust, of adequate sensitivity, and free from interferences from other N-containing compounds and chemical preservatives. Similarly, quantification of NH₄⁺ by ion chromatography was accurate and free from interferences from other N-containing compounds. As a standard clean-up protocol for both anion and cation ion chromatography procedures, C₁₈ stationary phase cartridges are used to reduce the organic loading (e.g., from chemical treatments or

TABLE 1
Long-Term (>1 Year) U.K. Network Measurement Sites

Site	Location	Altitude (m)	Annual Rainfall (mm)
Cairngorms	NE Scotland	325	1100
Bush	SE Scotland	200	800
Merlewood	NW England	90	1200
Moorhouse	N England	560	1900
Climoor	N Wales	500	1990
Norwich	SE England	130	650
Dorset	SW England	50	1000

dissolved organic compounds) onto the columns, to ensure the long-term integrity of the system. Although direct tests showed that ammonium was not absorbed from aqueous solutions, we found some evidence to suggest that a portion may be retained on the stationary phase when chemical preservatives such as thymol are present in solution (see below).

The indophenol blue colorimetric method shows detectable positive responses from other N-containing compounds. Free amino acids reacted to form an indophenol blue complex. For glycine, a 36% response was measured at a concentration of 10 μM , for methionine a 55% response was observed at the same concentration, whilst urea and 5-iminodiacetic acid did not react to form a coloured complex. We have confirmed by ion chromatography that this response is not due to traces of ammonium ions in the test compounds. These findings confirm those of an earlier study[9] that found 47% response to glycine from a similar indophenol blue continuous flow method.

Total Dissolved Nitrogen

The UV oxidation method was effective (recoveries >90%) for model compounds[8], but could not be used for chemically preserved rain samples because the presence of the thymol preservative drastically reduced the potential to oxidise the organic N compounds and produced cloudy solutions.

Persulphate oxidation was capable of quantifying N in the presence of chemical preservatives, providing the concentrations of thymol were controlled within a narrow range (see below). Persulphate oxidised all or a portion of the study compounds. Good recoveries were achieved from the inorganic compounds (103%), but were lower for amino acids (80%) and for urea (68%) for concentrations in the range 5 to 10 μM .

A wide range of N-containing compounds dissolved in water was analysed by the ANTEK high-temperature chemiluminescence instrument, to check for equimolar response and linearity. There was a significant effect of the carrier solvent used, presumably because of changes in the oxidation furnace, but the equipment was not optimised for each carrier. The response of NH_4^+ , NO_3^- , urea, methionine, and glycine was the same to within the precision of the solutions, but greatly reduced sensitivity was observed for complex heterocyclic compounds such as 1,10-phenanthroline. The response was linear up to at least 150 μM . A filtered rain sample can be analysed without further preparation in about 3 min, limited only by the autosampler frequency. The

detection limit ($3 \times \text{noise}$) was ca. 1 ng N for the conditions used, equivalent to a concentration of 3 μM ; a larger sample volume would lower the detection limit.

A comparison of analytical methods using rain samples (Fig. 1) illustrates the conclusions from the above. NH_4^+ analysis by the indophenol blue method overestimated the concentration as measured by ion chromatography. The ANTEK method gave slightly higher readings for total N than persulphate oxidation, consistent with a less than total recovery of organic N by the latter. The combination of persulphate oxidation for total N and the indophenol blue method for NH_4^+ therefore biases the estimate of organic N significantly. If the ANTEK method and ion chromatography are assumed to be accurate, the DON concentrations in the samples averaged 16 μM , but the average difference between persulphate digest and DIN using the indophenol blue method for NH_4^+ was only 5 μM .

Choice of Biocide

Determination of Optimum Biocide Concentration

The results are shown in Fig. 2. Although DON concentrations appeared to be relatively stable over 1 week, concentrations of NH_4^+ were smaller in samples with no biocide added, or with biocide concentrations less than 100 mg l^{-1} . Above 200 mg l^{-1} , thymol interfered with the persulphate digestion for total N, and at the highest concentration used (1 g l^{-1}) the digest was strongly discoloured (not shown in Fig. 2).

Storage Experiments

Long-Term (9-Month) Storage

Results from the analysis of the sample at intervals over 9 months are shown in Fig. 3. The first four bars/clusters on each chart are data for aliquots stored in the dark at 4°C, and the fifth set of bars show the final results for frozen aliquots. NO_3^- and NH_4^+ (DIN) concentrations decrease in the refrigerated samples (9%), as well as in the frozen samples (6%, not significantly different from 4°C). Total N determinations in the refrigerated samples were extremely variable between analyses, although this reflects the comparatively low reproducibility within analytical batches

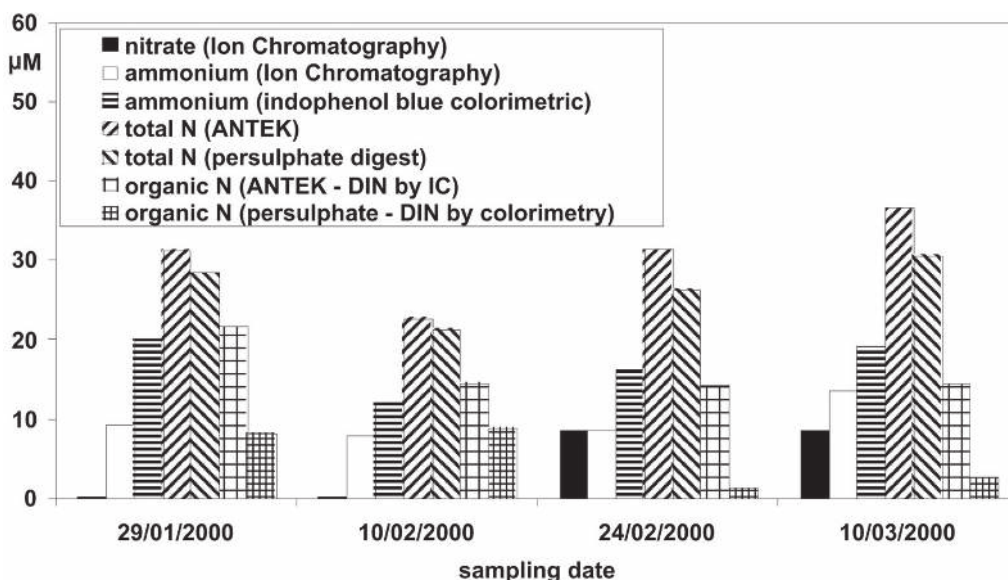


FIGURE 1. Comparison of analytical methods (Bush Estate, January-March 2000). Samples without thymol.

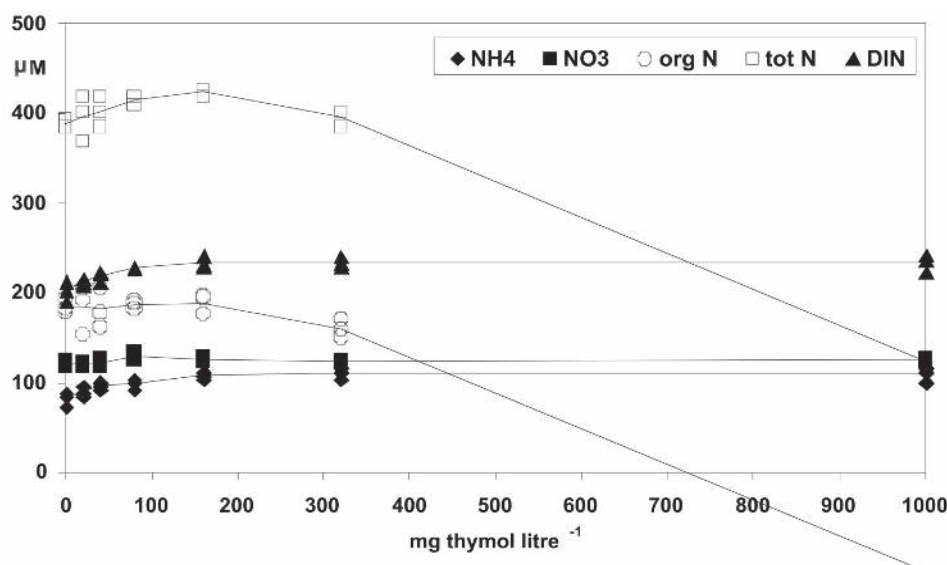


FIGURE 2. Test of thymol as biocide. Rain sample analysed after storage for 1 week with different amounts of thymol added.

($\pm 19\%$ for triplicate total N analysis of refrigerated samples), leading to great uncertainty in the calculated organic nitrogen (ON) determinations. Analytical precision problems in samples, where ON is a small fraction of total N, have been discussed previously [8]. The total N determination in the frozen samples was more consistent, with typical within-batch variability of $< 2\%$ for DIN and $\sim 5\%$ for total N. Even in these conditions, however, the propagated uncertainty in the calculation of DON by difference can be very large when the fraction of DON is small.

Short-Term (3-Month) Storage

In the first experiment, a range of samples analysed over a shorter storage period (at 4°C) showed no systematic trends in concentration for inorganic or organic N. Samples were analysed immediately, after 1 month and after 2 months.

In the second experiment, there was no change in NO_3^- concentrations in any of the samples on storage for 22 days, even at room temperature. In contrast, samples stored at room tempera-

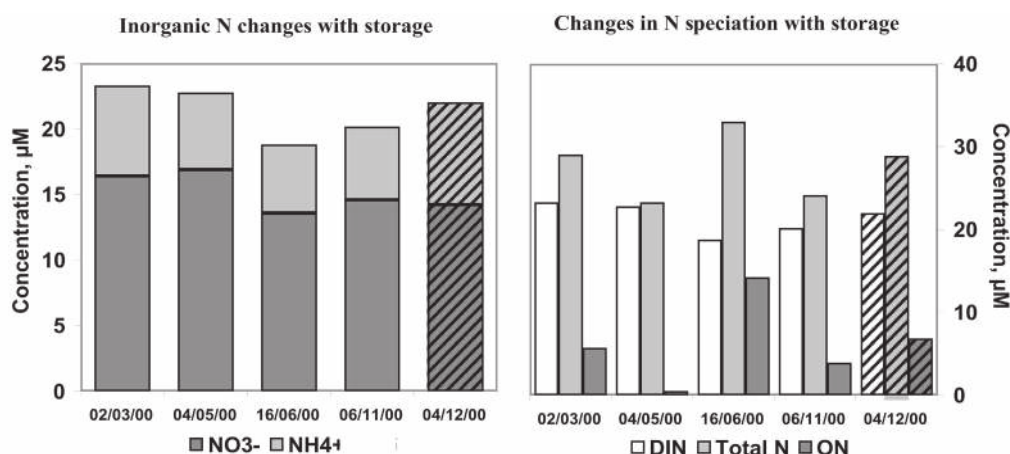


FIGURE 3. Effect of storage of 9 months at 4°C on N content of a rain sample.

ture lost 20% NH₄⁺ (measured colorimetrically), with statistically significant differences ($p = 0.002$; ANOVA with five treatments, two replicates) appearing after 10 days. There were no significant changes in NH₄⁺ concentrations in the other samples. The analyses for NH₄⁺ using solid phase extraction (to remove organics) followed by ion chromatography gave variable results, indicating that the clean-up procedure may lead to random loss of NH₄⁺ in the presence of organic biocides. The concentration of organic N compounds in the study sample was low (approximately 8 µM). Therefore it was not possible to determine any statistically significant change in concentration with time, but generally the trends indicated no decline on storage, regardless of preservation treatment.

Effects of Different Collector Materials

Statistical analysis showed no significant effect of bottle or funnel material on any of the measured concentrations, and no effect of the biocide, after taking account of the large variation in concentrations between sampling dates. Under the conditions at this site, the use of a biocide, while advisable, may not be strictly necessary. The finding that there is no systematic pattern associated with the use of different collector materials contrasts with that of Scudlark et al. [5], who found a systematic undersampling of total organic N in precipitation using plastic, relative to steel, collectors. This may be because these authors measured total N on unfiltered samples, which may have contained suspended organic N particles that were retained by the plastic containers.

The average concentrations of the different N components of rain in the five samples each week from Bush (near Edinburgh) are shown in Fig. 4, and demonstrate the week-to-week variations in concentration, and in the calculated amounts of organic N.

U.K. Network for Measuring DON in Precipitation

The volume-weighted mean concentrations measured in precipitation collected between June and November 2000 in this study

are shown in Table 2. Total N concentrations were smallest at the remote sites of Cairngorm and North Wales (Climoor), and greatest at East Stoke (Dorset) and Norwich. Concentrations of oxidised and reduced N were in similar proportion at all but one of the network sites. In contrast to the other sites, the oxidised form of N dominated precipitation collected at Norwich, perhaps through local contamination by nitric acid vapour from the university laboratories.

Organic N concentrations were greatest at Moorhouse, Merlewood, and East Stoke, and small at the other sites, especially Norwich, Cairngorm, and Climoor. Mean site values range from 0 to 37 µM, corresponding to a national mean of 21% organic N in solution.

Samples collected at Moorhouse show differences in the organic N fraction between the samples with and without thymol [10] as a biocide. It appears that the addition of thymol has prevented the loss of NH₄⁺ and organic N from the samples, but there was a pattern of systematic contamination of the thymol-containing sampler by bird faeces (obviously contaminated samples were not included in the data in Table 2).

For the network samples, analysis of NH₄⁺ in precipitation by both ion chromatography and colorimetric techniques showed generally good agreement. The benefit of the biocide thymol, in preventing losses of NH₄⁺, is offset by the greater variability in the persulphate method for analysis of total N, and the interference in the UV method.

The network measurements represent a significant increase in the available organic N data for the U.K. A review paper is in preparation that includes an assessment of regional trends in the contribution of organic N to rainwater N (based mainly on reports from Europe, U.K., and North America), and a summary of what is known about the rainwater concentrations of the main compound groups that comprise bulk organic N. On average, over half of the organic N in coastal and continental rain is in the form of amides (amino acids and polypeptides), consistent with the reported concentrations of Kjeldahl N. Urea is also a significant component (~5 to 10%) of rainwater organic N, although there is a great deal of spatial and probably also seasonal variation [11]. Other reduced N compounds (primarily the amines) are minor constituents (~5%). These compound classes are predomi-

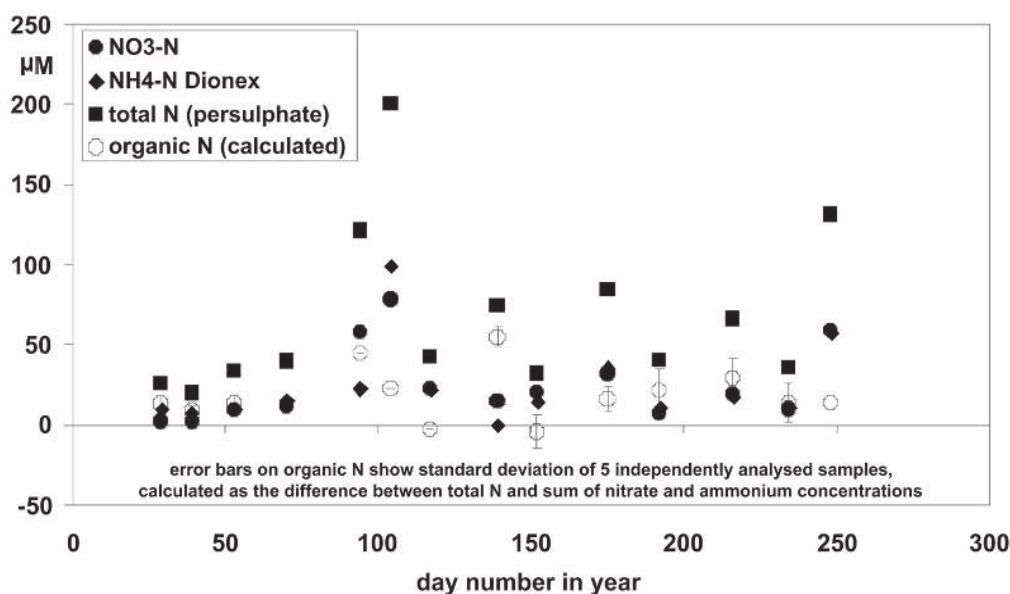


FIGURE 4. Concentrations of dissolved N in rain, Bush Estate, 2000.

TABLE 2
U.K. Network N Concentrations in Precipitation, June–November 2000

μM	NO_3^-	NH_4^+ Colorimetric	Total N Persulphate	Organic N	Organic N (%)	No. of Samples
Cairngorms	18	9	27	0	0	5
Bush	20	24	55	11	26	7
Merlewood	20	34	84	31	21	10
Moorhouse	20	31	81	31	32	8
Moorhouse (ECN) ^a	17	15	38	6	17	8
North Wales	9	8	25	8	31	4
Norwich	84	53	121	0	0	5
Dorset	35	39	112	37	37	8

^a The ECN Moorhouse precipitation collection vessel did not contain a biocide.

nantly biogenic/agricultural in origin. The largely anthropogenic substituted polycyclic and heterocyclic aromatic compounds and the peroxyacetyl nitrate (PAN) derivatives and other organic nitrates are also minor constituents (~1%). Published reports usually have concentration data only for specific individual compounds, rather than for the full range of homologues, so the overall contribution from these classes is still uncertain.

Although the above discussion considers only wet-deposited N, there is likely also to be a contribution of organic N, both as particles and gases, to dry deposition. We know of no direct measurements of dry deposition of organic N, but analyses of airborne particulates suggest that the fraction of organic N can be large[13,15]. However, if the organic N is predominantly associated with submicron aerosol, as we have found in some of our studies in Hawaii[16], then the contribution to dry deposi-

tion may still be small, given the slow deposition rates of this size of aerosol.

SUMMARY AND CONCLUSIONS

- Both colorimetric and ion chromatographic methods for analysis of NO_3^- in rainwater are robust in the presence of thymol as a preservative, but NO_3^- concentrations appear to be stable over several months, even in the absence of a chemical preservative.
- NH_4^+ concentrations may be overestimated by the indophenol blue method, resulting in systematically low organic N values calculated by difference. The clean-up of rain samples prior

to ion chromatography may lead to random retention of NH_4^+ in the presence of thymol. However, significant losses of NH_4^+ were observed during storage of rain samples without an added biocide or freezing, showing the need for a chemical preservative during sampling.

- The ANTEK chemiluminescence analyser offers rapid and accurate determinations of total dissolved N in water samples, with detection limits of ca. 1 ng N per injection.
- The addition of thymol as biocide had no detectable effect on overall composition at one site, but a large effect at another. Routine use of a biocide is advised. The optimum thymol concentration is 100 mg l^{-1} .
- No difference was found in the dissolved organic N content of rain sampled in collectors made of glass, steel, or polypropylene.
- DON contributes about 20% of total N in rain over the U.K., but with large geographical and temporal variability.

ACKNOWLEDGEMENTS

This research was funded by the U.K. Natural Environment Research Council's GANE Programme.

REFERENCES

1. Seitzinger, S.P. and Sanders, R.W. (1999) Atmospheric inputs of dissolved organic nitrogen stimulate estuarine bacteria and phytoplankton. *Limnol. Oceanogr.* **44**, 721–730.
2. Cornell, S., Rendell, A., and Jickells, T. (1995) Atmospheric inputs of dissolved organic nitrogen to the oceans. *Nature* **376**, 243–246.
3. Miller, J. (1905) *J. Agric. Sci.* **1**, 280–303, cited by Russell, E.J. and Richards, E.H. (1919) The amount and composition of rain falling at Rothamsted, *J. Agric. Sci.* **9**, 21–337.
4. Timperley, M.H., Vigor-Brown, R.J., Kawashima, M., and Ishigami, M. (1985) Organic nitrogen compounds in atmospheric precipitation: their chemistry and availability to phytoplankton. *Can. J. Fish. Aquat. Sci.* **42**, 1171–1177.
5. Scudlark, J.R., Russell, K.M., Galloway, J.N., Church, T.M., and Keene, W.C. (1998) Organic nitrogen in precipitation at the mid-Atlantic U.S. coast—methods evaluation and preliminary measurements. *Atmos. Environ.* **32**, 1719–1728.

6. Michalzik, B., Dorsch, T., and Matzner, E. (1997) Stability of dissolved organic nitrogen (DON) and mineral nitrogen in bulk precipitation and throughfall. *Z. Pflanzenernaehr. Bodenkd.* **160**, 433–434.
7. Hadi, D.A. and Cape, J.N. (1995) Preservation of throughfall samples by chloroform and thymol. *Int. J. Environ. Anal. Chem.* **61**, 103–116.
8. Cornell, S. and Jickells, T.D. (1999) Water-soluble organic nitrogen in atmospheric aerosol: a comparison of UV and persulfate oxidation methods. *Atmos. Environ.* **33**, 833–840.
9. Rowland, A.P. (1983) An automated method for the determination of ammonium-N in ecological materials. *Commun. Soil Sci. Plant Anal.* **14**, 49–63.
10. ECN. (1996) The United Kingdom Environmental Change Network: Protocols for Standard Measurements at Terrestrial Sites. Sykes, J.M. and Lane, A.M.J., Eds. The Stationery Office, London.
11. Cornell, S.E., Jickells, T.D., and Thornton, C.A. (1998) Urea in rainwater and atmospheric aerosol. *Atmos. Environ.* **32**, 1903–1910.
12. Scheller, E. (2001) Amino acids in dew—origin and seasonal variation. *Atmos. Environ.* **35**, 2179–2192.
13. Jassby, A.D., Reuter, J.E., Axler, R.P., Goldman, C.R., and Hackley, S.H. (1994) Atmospheric deposition of nitrogen and phosphorus in the annual nutrient load of Lake Tahoe (California Nevada). *Water Resour. Res.* **30**, 2207–2216.
14. Hendry, C.D. and Brezonik, P.L. (1980) Chemistry of precipitation at Gainesville, Florida. *Environ. Sci. Technol.* **14**, 843–849.
15. Jordan, T.E., Correll, D.L., Weller, D.E., and Goff, N.M. (1995) Temporal variation in precipitation chemistry on the shore of the Chesapeake Bay. *Water Air Soil Pollut.* **83**, 263–284.
16. Cornell, S., Mace, K., Coeppicus, S., Duce, R., Huebert, B., Jickells, T., and Zhuang, L.Z. (2001) Organic nitrogen in Hawaiian rain and aerosol. *J. Geophys. Res.* **106**, 7973–7983.




This article should be referenced as follows:

Cape, J.N., Kirika, A., Rowland, A.P., Wilson, D.S., Jickells, T.D., and Cornell, S. (2001) Organic nitrogen in precipitation: real problem or sampling artefact? In *Optimizing Nitrogen Management in Food and Energy Production and Environmental Protection: Proceedings of the 2nd International Nitrogen Conference on Science and Policy. TheScientificWorld* **1(S2)**, 230–237.

Received:	July	11, 2001
Revised:	September	17, 2001
Accepted:	October	5, 2001
Published:	November	7, 2001

BIOSKETCH

J. Neil Cape is Deputy Section Leader of the Trace Gas/Air Pollution Section at the Centre for Ecology and Hydrology, Edinburgh, Scotland. He received his B.Sc. (Hons) in Chemistry at St. Andrews, his Ph.D. in Physical Chemistry at Cambridge, and his D.Sc. at St. Andrews. He is a Fellow of Royal Society of Chemistry, a member of the British Ecological Society, and a Chartered Chemist. Dr. Cape's research interests include the interactions of trace gases and particles, both organic and inorganic, at the earth's surface, and the processes that control the exchange of material between vegetation and the atmosphere. Included are the responses of plants to pollution, and the interaction of plant physiology and biochemistry with the chemical processes occurring on leaf surfaces.



Hindawi

Submit your manuscripts at
<http://www.hindawi.com>

