

This is a repository copy of *Palaeogenomic insights into the origins of French grapevine diversity*.

White Rose Research Online URL for this paper:  
<https://eprints.whiterose.ac.uk/147520/>

Version: Accepted Version

---

**Article:**

Ramos Madrigal, Jazmín, Runge, Anne Kathrine Wiborg, Bouby, Laurent et al. (14 more authors) (2019) Palaeogenomic insights into the origins of French grapevine diversity. Nature Plants. ISSN 2055-026X

<https://doi.org/10.1038/s41477-019-0437-5>

---

**Reuse**

Items deposited in White Rose Research Online are protected by copyright, with all rights reserved unless indicated otherwise. They may be downloaded and/or printed for private study, or other acts as permitted by national copyright laws. The publisher or other rights holders may allow further reproduction and re-use of the full text version. This is indicated by the licence information on the White Rose Research Online record for the item.

**Takedown**

If you consider content in White Rose Research Online to be in breach of UK law, please notify us by emailing [eprints@whiterose.ac.uk](mailto:eprints@whiterose.ac.uk) including the URL of the record and the reason for the withdrawal request.

1 **Palaeogenomic insights into the origins of French grapevine**  
2 **diversity**

3 Jazmín Ramos-Madrigal<sup>1</sup>, Anne Kathrine Wiborg Runge<sup>1,2</sup>, Laurent Bouby<sup>3</sup>,  
4 Thierry Lacombe<sup>4</sup>, José Alfredo Samaniego Castruita<sup>1</sup>, Anne-Françoise Adam-  
5 Blondon<sup>5</sup>, Isabel Figueiral<sup>6</sup>, Charlotte Hallavant<sup>7</sup>, José M. Martínez-Zapater<sup>8</sup>,  
6 Caroline Schaal<sup>9</sup>, Reinhard Töpfer<sup>10</sup>, Bent Petersen<sup>1,11</sup>, Thomas Sicheritz-  
7 Pontén<sup>1,11</sup>, Patrice This<sup>4</sup>, Roberto Bacilieri<sup>4</sup>, M. Thomas P. Gilbert<sup>1,12,\*</sup>, Nathan  
8 Wales<sup>1,2,13,14\*</sup>

9  
10 <sup>1</sup> Natural History Museum of Denmark, University of Copenhagen, Øster Voldgade 5-7, 1350  
11 Copenhagen, Denmark. <sup>2</sup> BioArCh, Department of Archaeology, University of York, Wentworth  
12 Way, York YO10 5DD, UK. <sup>3</sup> ISEM - UMR 5554, CNRS-IRD-EPHE-Université Montpellier, Place  
13 Eugène Bataillon, CC 065, 34095 Montpellier Cedex, France <sup>4</sup> UMR AGAP, Université Montpellier,  
14 CIRAD, INRA, Montpellier SupAgro, 2 Place Viala, 34060 Montpellier, France. <sup>5</sup> URGI, Unité de  
15 Recherche Génomique-Info, UR1164, INRA, Université Paris-Saclay, Route de Saint-Cyr 78026  
16 Versailles, France. <sup>6</sup> Inrap, Méditerranée and ISEM - UMR 5554, CNRS-IRD-EPHE-Université  
17 Montpellier, Place Eugène Bataillon, CC 065, 34095 Montpellier Cedex, France. <sup>7</sup> Bureau d'  
18 études Hadès, laboratoire TRACES - UMR 5608 (pôle Terrae) - UT2J, 5 allées A. Machado, 31058  
19 Toulouse Cedex 9, France. <sup>8</sup> Instituto de Ciencias de la Vid y del Vino (CSIC-UR-Gobierno de La  
20 Rioja), Ctra. de Burgos km 6, 26007 Logroño Spain. <sup>9</sup> GéoArchEon Sarl, Laboratoire Chrono-  
21 Environnement - UMR 6249, Université de Franche Comté, 16 route de Gray, 25000 Besançon,  
22 France. <sup>10</sup> Julius Kühn-Institut Bundesforschungsinstitut für Kulturpflanzen, Institut für  
23 Rebenzüchtung, Geilweilerhof, D-76833 Siebeldingen, Germany. <sup>11</sup> Centre of Excellence for  
24 Omics-Driven Computational Biodiscovery, Faculty of Applied Sciences, AIMST University, Kedah,  
25 Malaysia. <sup>12</sup> NTNU University Museum, 7491 Trondheim, Norway. <sup>13</sup> Department of Plant and  
26 Microbial Biology, University of California, 111 Koshland Hall, Berkeley, CA 94720, USA. <sup>14</sup>  
27 Laboratoire d'Anthropobiologie Moléculaire et d'Imagerie de Synthèse, CNRS UMR 5288,

28 Université Paul Sabatier, 31000 Toulouse, France. \* e-mail: nathan.wales@york.ac.uk or

29 tgilbert@snm.ku.dk

30

31 **The Eurasian grapevine (*Vitis vinifera*) has long been important for wine**  
32 **production and a food source. Despite being clonally propagated, modern**  
33 **cultivars exhibit great morphological and genetic diversity, with thousands**  
34 **of varieties described in historic and contemporaneous records. Through**  
35 **historical accounts, some varieties can be traced to the Middle Ages, but the**  
36 **genetic relationships between ancient and modern vines remain unknown.**  
37 **We present target-enriched genome-wide sequencing data from 28**  
38 **archaeological grape seeds dating to the Iron Age, Roman era, and**  
39 **medieval period. When compared to domesticated and wild accessions, we**  
40 **found the archaeological samples were closely related to Western**  
41 **European cultivars used for winemaking today. We identified seeds with**  
42 **identical genetic signatures present at different Roman sites, as well as**  
43 **seeds sharing parent-offspring relationships with varieties grown today.**  
44 **Furthermore, we discovered one seed dated to ~1100 CE was a genetic**  
45 **match to ‘Savagnin Blanc’, providing evidence for 900 years of**  
46 **uninterrupted vegetative propagation.**

47

48 Since its domestication in Southwestern Asia more than 6000 years ago<sup>1-3</sup>, the  
49 Eurasian grapevine (*Vitis vinifera* L.) has become one of the world’s most widely  
50 produced and economically valuable fruit crops. Although grapevine products  
51 are widely consumed as table grapes, dried raisins, fruit preserves, and cooked  
52 leaves, both archaeological and historical evidence indicates that wine has been

53 its primary use <sup>4,5</sup>. A key unresolved question in ancient viniculture is the origin  
54 and proliferation of vegetative propagation <sup>6</sup>. Like many other fruit crops,  
55 grapevine is grown almost exclusively as clonal lineages, wherein favored  
56 varieties are maintained through horticultural techniques like grafting, layering,  
57 and planting of shoots <sup>7,8</sup>. These methods take advantage of its natural ability to  
58 reproduce asexually under certain conditions, and ultimately enable the  
59 establishment of genetic clones of valuable cultivars. With vegetative  
60 propagation, viniculturists can consistently harvest berries with a desired flavor  
61 profile, and with relatively limited effort, have the potential to expand cultivars  
62 to new vineyards and distant regions. The alternative approach of sowing seeds  
63 is unreliable because grapevine genomes are highly heterozygous and  
64 individuals grown from seed are highly diverse in quality, yield, phenotype, and  
65 phenology <sup>8</sup>. Moreover, winemakers have to wait from three to five years until  
66 vines reach maturity <sup>9</sup>, before it is possible to assess berry quality and yield.  
67 Thus, clonal lineages of high-quality vines have become indispensable in modern  
68 viniculture. Discovering the antiquity of vegetative propagation technologies and  
69 the unique histories of individual grapevine varieties will mark a major  
70 advancement in our understanding of ancient viniculture, provide a means to  
71 investigate longstanding local agricultural traditions, and generate pertinent  
72 information for future development of breeding schemes (*e.g.* through better  
73 understanding why some varieties have been more successful than others, or  
74 adding historical value to present-day cultivars).

75

76 The history of winemaking in France provides a useful model to explore how  
77 vegetative propagation helped establish ancient vineyards, and how those

78 actions ultimately shaped the economy and landscape of one of the world's  
79 most esteemed winegrowing countries. Written sources and archaeological  
80 records indicate vineyards were first planted at the Greek colony of *Massalia*,  
81 present day Marseille, during the 6<sup>th</sup> century BCE <sup>10,11</sup>. Winemaking subsequently  
82 spread along the Mediterranean coast <sup>12</sup>, but it was not until end of the first  
83 century BCE that Romans greatly increased wine production across southern  
84 France <sup>10</sup>. Roman authors, including Pliny the Elder in the first century CE (<sup>13</sup>:  
85 Book XIV), discussed grafting and grapevine varieties, thereby demonstrating  
86 their proficiency in vegetative propagation techniques. While Pliny describes 91  
87 varieties, it is currently impossible to link Roman names to modern grapevines;  
88 however, it is frequently speculated that some living varieties were grown by the  
89 Romans, and that those genetic clones have been maintained for two millennia <sup>9</sup>.  
90 After the fall of the Roman Empire, winemaking traditions continued in France,  
91 and by the Middle Ages, contemporary variety names appear in written records  
92 <sup>14</sup>. Even though historic names are still used today, it remains unknown whether  
93 the same genetic clone has been maintained, or if names have been assigned to  
94 other lineages.

95

96 Archaeobotanical remains, in particular seeds, have the potential to shed new  
97 light on the legacy of French grapevine varieties, and more generally on the  
98 history of viticulture. Using morphometric analyses of seed shape, researchers  
99 have shown seeds from most domesticated grapevines (*V. vinifera* subsp.  
100 *vinifera*) can be distinguished from those produced by wild vines (*V. vinifera*  
101 subsp. *sylvestris*) <sup>15,16</sup>. With this approach, Bouby *et al.* <sup>10</sup> determined that early  
102 Roman sites in Southern France (50 BCE–225 CE) contained greater numbers of

103 morphologically wild seeds than the following period (225–600 CE), raising the  
104 question of whether Romans collected and cultivated wild berries for  
105 winemaking. Through this time series, seed shapes tended toward domesticated  
106 morphotypes, a finding the authors hypothesize represents a combination of  
107 continued selective pressures with a sporadic incorporation of native varieties  
108 through sexual reproduction. While these interpretations are thought provoking,  
109 the authors also recognize critiques that some wild and domesticated vines  
110 produce morphologically indistinguishable seeds.

111

112 One of the most promising avenues of research for ancient viniculture is  
113 palaeogenomic (or ancient DNA, aDNA) analysis of well-preserved  
114 archaeological pips<sup>17-19</sup>. For example, Wales *et al.*<sup>20</sup> demonstrated that many  
115 waterlogged grape seeds contain high proportions of endogenous DNA that  
116 could be interrogated with state-of-the-art, high-throughput aDNA sequencing.  
117 With the establishment of genomic databases for hundreds of modern cultivars  
118 and wild grapevines<sup>21</sup>, we sought to examine how DNA recovered from  
119 archaeological samples could sidestep some of the challenges of conventional  
120 archaeobotanical methods and reveal relationships between ancient samples  
121 and modern varieties, thereby providing otherwise unachievable insights on past  
122 implementation of vegetative propagation and the antiquity of some of the  
123 world's most produced grapevine varieties.

124

## 125 **Results and discussion**

126

### 127 **Successful enrichment of SNP loci in archaeological pips**

128 We performed targeted enrichment and shotgun sequencing of 10,000 SNP loci  
129 in 28 archaeological grape seeds. The pips were recently excavated from  
130 waterlogged features (wells, latrines, ditches, and pits) at 9 French sites  
131 (Supplementary Fig. 1), and based on archaeological context, date as early as the  
132 Iron Age (510–475 BCE) and as late as the medieval period (1050–1200 CE)  
133 (Table 1). SNP loci were selected from the GrapeReSeq panel, a DNA microarray  
134 that was developed to authenticate varieties for breeding and germplasm  
135 management <sup>21</sup>. This reference panel provides data for 783 domesticated  
136 varieties (*V. vinifera* subsp. *vinifera*), 112 wild (*V. vinifera* subsp. *sylvestris*)  
137 accessions collected from Eurasia and North Africa, and 11 other *Vitis* species.  
138 We obtained a 4- to 400-fold enrichment at the targeted SNP sites, leading to an  
139 on-target depth of coverage of  $1\text{--}25.7\times$  (Supplementary Table 1 and  
140 Supplementary Fig. 2). Nucleotide misincorporation patterns observed in the  
141 sequencing data and read length distributions were consistent with those  
142 expected for degraded DNA <sup>22</sup> (Supplementary Figs. 3, 4 and 5a) .

143

#### 144 **Archaeological seeds related to European winemaking lineages**

145 We employed multidimensional scaling (MDS) to investigate whether  
146 archaeological samples were more closely related to wild accessions or  
147 domesticated varieties. Samples were compared to the GrapeReSeq panel  
148 following the random allele sampling strategy described in *bammds* <sup>23</sup>, to  
149 account for varying depth of coverage in the archaeological samples.  
150 Additionally, we expanded our reference dataset with publicly-available whole-  
151 genome sequencing data from 27 wild and domesticated grape accessions <sup>24–26</sup>  
152 (Supplementary Table 2). The MDS plots showed all 28 archaeological samples

153 fall within the variability of domesticated grapevines, suggesting none of the  
154 seeds originated from truly wild vines (Fig. 1a). While it is plausible that samples  
155 near the boundary of the domesticated and wild clusters could represent F<sub>1</sub>  
156 hybrids between domesticated varieties and wild grapevines (*e.g.* specimen R-  
157 LLE\_09), we find no evidence for large-scale collection of wild berries by Romans  
158 or medieval people at these sites. Likewise, the oldest sample, from the Iron Age  
159 site of La Cougourlude dating to 510–475 BCE, also falls within the MDS space  
160 composed of cultivated grapevines. These findings support Bouby *et al.*'s<sup>10</sup>  
161 hypothesis that even though many pips from Roman and medieval sites exhibit  
162 wild morphotypes they in fact originate from domesticated varieties.

163

164 Once we determined that archaeological seeds likely originated from  
165 domesticated grapevines, we repeated the MDS analysis without wild accessions  
166 to achieve a more refined picture of the relationships to regional varieties and  
167 types of berries (*i.e.*, predominantly used in winemaking or as table grapes). The  
168 majority of the archaeological pips were most closely related to wine cultivars  
169 from West and Central Europe (Fig. 1b), although the three Early Roman samples  
170 from the Mas de Vignoles XIV site had a closer affinity to wine grapes from the  
171 Balkans and the Iberian Peninsula. Overall, this analysis shows that the  
172 archaeological seeds are predominantly related to Western European varieties  
173 that are used for winemaking, and not grapevines that are today grown further  
174 east for wine or table grapes. These data suggest that 2000 years ago cultivated  
175 vines in the modern territory of France were distinct from their Near Eastern  
176 ancestors and well on their way to founding the germplasm of modern varieties  
177 used in Western European winemaking. We also verified that the patterns



178 observed in the MDS analysis using the GrapeReSeq panel were consistent with  
179 those obtained from a whole-genome (WG) reference panel (Supplementary  
180 Table 2 and Supplementary Fig. 6).

181

182 We further explored the genetic structure of the archaeological seeds with a two-  
183 step model-based clustering analysis. First, ADMIXTURE <sup>27</sup> was used to infer the  
184 ancestry proportions within the samples in the reference panel, and then  
185 FastNGSAdmix <sup>28</sup> was used to estimate the ancestry proportions in the  
186 archaeological samples (Fig. 1c and Supplementary Fig. 7). The results were  
187 consistent with the MDS analysis, showing that most archaeological seeds were  
188 related to wine grapes from Western Europe.

189

190 As there is evidence for gene flow with local wild grapevines in Western Europe  
191 <sup>1</sup>, we explored the wild ancestry components identified through the clustering  
192 analysis. Since these proportions are estimated on the GrapeReSeq SNPs they do  
193 not necessarily represent whole-genome ancestry proportions. However, this  
194 allowed us to: 1) compare the proportions between present-day varieties and  
195 the archaeological seeds at these diagnostic sites, and 2) identify the potential  
196 source of the wild grape ancestry in the archaeological seeds. Wild grapevines  
197 carry four main ancestry components when assuming 8 clusters (Fig. 1c). While  
198 American and Asian *Vitis* species (yellow) and Eurasian wild grapes from the  
199 Caucasus and Turkey (light blue) separate into individual clusters that do not  
200 contribute significant ancestry to any other group, wild grapes from the African  
201 and Western European populations display two ancestry components (dark and  
202 light green) that are found in some domesticated grapes. All archaeological

203 samples except for the most recent (M-LM\_22) show evidence of genetic  
204 contributions from wild grapevines (Fig. 1c and Supplementary Fig. 7), and these  
205 wild ancestries are primarily associated with Western and Central European  
206 vines. While these data provide the first clues on the timing of genetic  
207 introgression from local vines into domesticated lineages, the amount of wild  
208 ancestry does not follow a consistent pattern related to sample age. For example,  
209 the oldest sample (La Cougourlude, 510–475 BCE) shows some of the highest  
210 levels of wild ancestry (~45%), while other early samples from Mas de Vignoles  
211 XIV (2<sup>nd</sup>–1<sup>st</sup> century BCE) have marginal amounts of wild ancestry (3.5–4.5%),  
212 and five samples from La Lesse-Espagnac (175–225 CE) range from ~10–38%. In  
213 fact, these proportions of wild ancestry are similar to those observed in modern  
214 French varieties, suggesting that the admixture with wild grapevines took place  
215 at the earliest stages of viticulture in France, and potentially before other  
216 cultivated lineages were introduced to France (*i.e.*, from Greece or the Italian  
217 Peninsula). Together, these results suggest that the local wild gene pool played  
218 an early role for domesticated varieties, with the gene flow between wild  
219 grapevines and domesticated cultivars occurring at least 2500 years ago.

220

### 221 **Ancient use of vegetative propagation**

222 The availability of genotype data for hundreds of cultivars in the GrapeReSeq  
223 panel, allowed us to explore relationships between archaeological pips excavated  
224 from individual sites and across different regions of France. We estimated  
225 kinship coefficients among pairs of samples using *KING*<sup>29</sup> and *NgsRelate*<sup>30</sup>. Pairs  
226 of samples were classified based on the kinship coefficients and the proportion  
227 of sites with ‘zero alleles Identical by State’ (IBS0)<sup>29</sup>, into the following

228 categories: identical clones, parent-offspring, highly-related/full-siblings or  
229 unrelated <sup>21</sup> (Supplementary Table 3). We found six instances of genetically  
230 identical pairs or groups of seeds (Fig. 2a). Additionally, we identified first-  
231 degree relationships (parent-offspring and highly-related /full-siblings) and  
232 unrelated varieties (Fig 2b). However, since grape seeds that have been cross-  
233 fertilized contain paternal derived DNA<sup>31</sup> which could affect the relatedness  
234 analyses, we explored whether the archaeological seeds contained maternal DNA  
235 only (as expected from empty seeds), or both paternal and maternal DNA. To do  
236 so, we generated sequencing data from three seeds and a wood sample of the  
237 same plant and conducted a simulation study, in an attempt to estimate the  
238 parental contribution in the archaeological samples (Supplementary Fig. 8;  
239 Supplementary Section 16). We found that data from all archaeological seeds,  
240 except R-TDM\_06, R-TDM\_08, R-HW71\_03 and M-MDV12\_09, were consistent  
241 with a paternal DNA contribution of  $\leq 10\%$  (Supplementary Figs. 8 to 11).  
242 Moreover, we studied the dependence of the relatedness analyses on such  
243 contribution and found that  $\leq 10\%$  paternal DNA does not significantly affect the  
244 results (Supplementary Fig. 12). Therefore, we consider that clonal and parent-  
245 offspring relationships are not affected in most samples. On the other hand, full-  
246 sibling relationships could derive from multiple scenarios if the samples  
247 involved contain paternal DNA (Supplementary Fig. 12c), and thus we classified  
248 pairs of samples with this type of relationship as 'highly related'.  
249 Grape seeds have been found to follow a degradation process of the two tissues  
250 that contain paternal DNA, the endosperm and embryo, resulting in empty seeds  
251 (*e.g.* in up to 30% of the cases for 'Chardonnay' variety <sup>32,33</sup>). Our results  
252 suggest that the observed clonal clusters among archaeological samples

253 represent empty seeds with only maternal tissue, either produced by the same  
254 plant, such as might occur at one archaeological site, or by one grapevine variety  
255 spread through vegetative propagation (Fig. 2 and Supplementary Table 3). Five  
256 of these clonal clusters consist of two or three seeds from a single stratigraphic  
257 context: an Early Roman ditch at Mas de Vignoles XIV near Nîmes city (2<sup>nd</sup>-1<sup>st</sup>  
258 century BCE), a Roman well at Mont Ferrier, Tourbes (1<sup>st</sup> century CE), a Roman  
259 well at La Lesse-Espagnac (ca. 200 CE), a Roman well at Terrasses de Montfau,  
260 Magalas (4th century CE), and an early medieval well at Mas de Vignoles XIV (ca.  
261 800 CE). Given that bunches of grapes might have been pressed for juice and  
262 discarded *en masse*, these genetically identical specimens may well represent  
263 seeds from single plants. The other genetic cluster consists of three seeds from  
264 Horbourg-Wihr in Alsace and one seed from La Lesse-Espagnac in  
265 Mediterranean France (Fig 2b); while all four samples date to the 2<sup>nd</sup> century CE,  
266 these genetic clones suggest that Romans transported grapevine across long  
267 distances (>600 km), most likely as cuttings.

268 Five archaeological sites in Southern France demonstrated the presence of  
269 multiple genotypes within a single temporal stratum, providing genetic evidence  
270 that multiple lineages or varieties were maintained at individual vineyards. For  
271 example, we identified six different genotypes at Mas de Vignoles XIV near  
272 Nîmes, three of which shared first-degree relationships and three of which were  
273 unrelated (Fig. 2b). Overall, these relationship data indicate that vegetative  
274 propagation, long-distance transportation of varieties, and multivarietal  
275 cultivation have been practiced in France since the Roman era, consistent with  
276 historic accounts <sup>4</sup>.

277

278 **The antiquity of modern French varieties**

279 We lastly investigated the relatedness between archaeological and modern  
280 varieties, by computing kinship coefficients and the proportion of IBS0 sites  
281 between pairs of archaeological samples and samples present in the GrapeReSeq  
282 panel using *KING*<sup>29</sup> (Fig. 3 and Supplementary Tables 4 and 5). Our results  
283 confirm long-held beliefs that Roman and medieval viticulturists maintained  
284 ancient lineages using vegetative propagation<sup>13</sup>, and that modern French  
285 viniculture is in large part a product of these traditions. One archaeological  
286 sample from La Madeleine (Orléans), dating to 1050–1200 CE, was an identical  
287 clone of ‘Savagnin Blanc’ (VIVC17636), a variety today cultivated for wine  
288 production in Northeastern France and other countries from Central Europe  
289 (*kinship coeff.* = 0.496; *IBS0* ~ 0.0001; Identity of 99.7% and 99.9% for the  
290 GrapeReSeq and WG panels, respectively) (Supplementary Tables 4 and 5).  
291 Several researchers previously identified ‘Savagnin Blanc’, also known as ‘  
292 Traminer Weiss’, as a recurrent parent of many commercially important  
293 European varieties<sup>1,34,35</sup>, and written accounts document the appellation as early  
294 as 1539 CE<sup>36</sup>. Our findings extend the presence of this variety in France by  
295 hundreds of years and furthermore, suggest that either ‘Savagnin Blanc’ or its  
296 direct relatives have been cultivated in France since the 1<sup>st</sup> century CE, since  
297 archaeological seeds from Mont Ferrier, Tourbes have a parent-offspring  
298 relationship with ‘Savagnin Blanc’ (Figs. 2b and 3).

299

300 Several archaeological seeds were closely related to ‘Mondeuse Blanche’  
301 (VIVC7919), a French variety characteristic of the Northern French Alps that has

302 been suggested to have acted as a key progenitor <sup>35,37</sup>. We found that four  
303 genetically identical 2<sup>nd</sup> century CE seeds from Horbourg-Wihr and La Lesse-  
304 Espagnac have a parent-offspring relationship with ‘Mondeuse Blanche’,  
305 indicating that just one reproductive cycle has taken place in this lineage in the  
306 past 1800 years (Fig. 3). This finding presents an exciting consilience of genetic  
307 and archaeobotanical data; using morphometric analysis, Terral *et al.* <sup>16</sup> also  
308 found evidence for ‘Mondeuse Blanche’ among 1<sup>st</sup>-2<sup>nd</sup> century CE pips from the  
309 Rec-de-Ligno site, which lies less than 10 km from La Lesse-Espagnac. We also  
310 observed that ‘Mondeuse Blanche’ is highly related (full-sibling or similar  
311 relationship) to an archaeological seed from Colletiere, dating to circa 1000 CE,  
312 close to the region where ‘Mondeuse Blanche’ is still grown today (Savoie, Ain)  
313 (Fig. 3). Interestingly, the medieval seed is also highly related to ‘Tressot’  
314 (12640) (cited since 1396 in France <sup>38</sup>) and ‘Servanin’ (VIVC11526), both French  
315 varieties that are rarely cultivated today.

316

317 In addition to ‘Mondeuse Blanche’, four other Roman seeds from Southern  
318 France provided parent-offspring relationships to modern Alpine varieties: three  
319 1<sup>st</sup> century CE seeds from Mont Ferrier are highly related to ‘Arvine’  
320 (VIVC664) and ‘Amigne’ (VIVC425) and one 1<sup>st</sup>-3<sup>rd</sup> century CE seed from  
321 Roumeges is a first-degree relative to ‘Humagne Blanc’ (VIVC5450) (Fig. 3).  
322 All three are Swiss varieties used for white wine, and the former two are  
323 recorded in Switzerland by the 17<sup>th</sup> century CE <sup>39</sup>. Tradition holds that the  
324 Romans brought ‘Amigne’ to Switzerland as a variety they referred to as  
325 ‘*Aminea*’; however some researchers have suggested the connection is primarily

326 etymological, with the retained usage of the Latin word *amoenus* for “delicious”  
327 <sup>40</sup>. Our findings suggest there indeed is a close genetic link between the varieties  
328 grown by the Romans and some modern Swiss cultivars, including ‘Amigne’.  
329 Moreover, these data suggest that modern Alpine varieties may have been  
330 cultivated in a more widespread geographic region during the Roman period,  
331 thus posing an important question on their origin and the adaptation of modern  
332 grapes. The approaches established here can be applied to other archaeological  
333 pip assemblages with the aim of detecting when regional and economically  
334 important lineages first appeared and how they were maintained.

335

### 336 **Impact of cultural changes in the viniculture of France**

337 Specimens from the Mas de Vignoles XIV site in Nîmes provide one final  
338 observation on the changing nature of viniculture in France. This site allowed us  
339 to investigate a transect of three time periods: 2<sup>nd</sup> –1<sup>st</sup> century BCE in the early  
340 Roman period, 417–515 CE in the Late Roman period when viticulture was fully  
341 established in the region, and 731–851 CE in the early medieval period. While  
342 cultivars from the most recent period were found to share first-degree  
343 relationships with modern French varieties, no relationship was found between  
344 cultivars from the Roman period and the modern varieties (Fig. 3). Our results  
345 from Mas de Vignoles XIV suggest a change in grapevine diversity from Roman to  
346 Medieval times. This transition can also be observed in the MDS analyses (Fig.  
347 1b); the three seeds from the early Roman period (R-MDV14\_04/07/09) are  
348 placed closer to East European and Iberian grape varieties, while Late Roman  
349 and early medieval seeds are more similar to West Europe varieties. These  
350 results show the relatively high diversity of grapes cultivated in this region

351 during this period, as well as replacement and incorporation of new varieties  
352 through time.

353

## 354 **Concluding remarks**

355

356 Palaeogenomic analysis of archaeobotanical remains has helped reveal the  
357 evolutionary histories of annual crops like barley <sup>41</sup> and maize <sup>42,43</sup>, but this  
358 project represents the first nuclear aDNA study of a vegetatively propagated fruit  
359 crop. Our results highlight the utility of state-of-the-art palaeogenomic methods  
360 in the study of ancient viniculture through space and time. While previous  
361 studies on ancient chloroplast DNA <sup>20</sup>, microsatellites <sup>18,19,44</sup>, and proteins <sup>18</sup> have  
362 provided insights into the history of grapevine cultivation, their resolution is  
363 limited. With the availability of a nuclear DNA diversity panel, we interrogated  
364 genome-wide data from archaeological grape seeds, identified relationships  
365 between ancient pips and modern varieties, observed connections between  
366 distant sites, and traced the history of vegetative propagation in France. Future  
367 palaeogenomic research on archaeological grape seeds holds great potential in  
368 identifying the links between past and present grape varieties, and especially for  
369 refining our knowledge of the pace of domestication and improvement under  
370 vegetative propagation <sup>45</sup>.

371

## 372 **Materials and methods**

373

### 374 **Archaeological sample description**



375 Grape seeds were collected from nine archaeological sites in France during  
376 excavations of wells, latrines, pits, and ditches (Supplementary Fig. 1; see  
377 Supplementary Section 1 for a description of the archaeological sites). Sediment  
378 samples were systematically collected and immediately isolated to prevent  
379 contamination and stored in cool conditions (4° C). The sediment samples were  
380 processed at the Institut des Sciences de l' Evolution (ISEM) in Montpellier,  
381 France. To prevent contamination with modern material, seeds were isolated in  
382 a clean room separate from the archaeobotanical laboratory. Additionally,  
383 surfaces and tools were cleaned with bleach prior to handling. Most of the  
384 samples included in this study were photographed inside the clean room, with  
385 specific equipment in order to carry out morphological analyses. Archaeological  
386 samples were dated either by association with archaeological artifacts found in  
387 the same stratigraphic units, dendrochronology, or radiocarbon dating. The age  
388 of the samples ranged from the Iron Age (510–475 BCE) to the medieval period  
389 (1050–1200 CE) (Supplementary Fig. 1 and Table 1).

390

### 391 **Archaeological samples processing**

392 Archaeological samples were processed in dedicated aDNA facilities at the  
393 University of Copenhagen following standard measures to prevent  
394 contamination. Individual seeds were decontaminated with 10% bleach, rinsed  
395 with molecular biology grade water, and pulverized. DNA was extracted from the  
396 resulting powder following standard protocols standardized for  
397 archaeobotanical remains <sup>46</sup>. DNA extracts were converted into double-stranded  
398 Illumina libraries using the NEBnext DNA Library Prep Mast Mix Set 2 (E6070L,  
399 New England BioLabs) with modifications described in Wales *et al.* <sup>47</sup> (see

400 Supplementary Section 4 for a description of the protocol). Resulting Illumina  
401 libraries were enriched for a set of genomic loci present in the GrapeReSeq  
402 reference panel <sup>21</sup> (Supplementary Section 5). This panel covers genomic sites  
403 known to be informative for identification of grape cultivars. Libraries were  
404 captured following the MYbaits protocol as described in Supplementary Section  
405 6. Finally, pre- and post-capture libraries were sequenced on an Illumina 2500  
406 HiSeq platform in SR100 mode. Sequencing reads obtained from the pre-  
407 captured libraries were used to assess the capture efficiency only.

408

#### 409 **Sequencing data processing**

410 *AdapterRemoval2.0* <sup>48</sup> was used to remove Illumina adapter sequences, low  
411 quality stretches and ambiguous bases from the read ends. Resulting reads  $\geq 30$   
412 base pairs were mapped to the grape nuclear reference genome 12X.2 <sup>49</sup>,  
413 chloroplast <sup>50</sup> and mitochondrial <sup>51</sup> genomes using *bwa aln* (0.7.5a) <sup>52</sup>; seeding  
414 was disabled (-l was set to 1000) to improve the mapping sensitivity of aDNA  
415 reads <sup>53</sup>. Reads with mapping quality below 30 or ambiguously mapping were  
416 discarded, PCR duplicates were removed using *MarkDuplicates*  
417 (<http://picard.sourceforge.net>), reads were realigned around indels using *GATK*  
418 <sup>54</sup> and the MD-tag was recalculated using *samtools* 1.2 <sup>55</sup>. Finally, we excluded 5  
419 bases from the 5' and 3' ends of each read from subsequent analyses to reduce  
420 the proportion of bases with aDNA damage. Genotype calling was performed in  
421 the resulting alignments using a combination of the *HaplotypeCaller* and  
422 *UnifiedGenotyper* algorithms from *GATK* <sup>54</sup> on sites with a minimum coverage of  
423 10 $\times$  as described in Supplementary Section 12. To evaluate the genotyping  
424 pipeline, we generated sequencing data for two modern grape cultivars using the

425 SNP capture protocol. These two varieties are present in the GrapeReSeq panel,  
426 thus provide a direct comparison between our method and the GrapeReSeq  
427 microarray. We found a concordance of 99.4% and 99.3%, between the called  
428 genotypes and their corresponding genotypes in the GrapeReSeq panel.

429

### 430 **Ancient DNA authentication**

431 The authenticity of the aDNA data was assessed on the basis of the length  
432 distribution and the nucleotide misincorporation patterns observed in the  
433 sequencing data. We used *bamdamage*<sup>23</sup> to estimate per base nucleotide  
434 substitutions in the mapped reads. Reads with mapping quality lower than 30  
435 and base quality lower than 20 were discarded. Archaeological samples  
436 displayed increased C-to-T and G-to-A substitutions as well as short reads  
437 (Supplementary Figs. 3 and 4), consistent with aDNA data<sup>22</sup>.

438

### 439 **Reference datasets**

440 We used two reference datasets to compare the archaeological grape seeds to  
441 present-day grape varieties (see Supplementary Section 11 for a detailed  
442 description of the reference panels used). 1) The GrapeReSeq panel consists of  
443 783 modern grape cultivars (*V. vinifera* subsp. *vinifera*) and 112 wild grape  
444 individuals (*V. vinifera* subsp. *sylvestris*) representative of the genetic diversity  
445 found in Europe (81 accessions), as well as from North Africa (18 accessions)  
446 and the Caucasus (13 accessions) genotyped for 10,000 diagnostic SNPs<sup>21</sup>. 2) We  
447 assembled a whole-genome (WG) reference panel incorporating sequencing data  
448 from 27 publicly available wild and domesticated grape accessions<sup>24-26</sup>. Raw  
449 reads were obtained from the NCBI SRA, mapped and processed using similar

450 parameters as the archaeological samples. To avoid ambiguities due to  
451 synonymy the VIVC number <sup>56</sup> is assigned to cultivars as indicated in  
452 Supplementary Table 4.

453

#### 454 **Genetic structure analyses**

455 We explored the genetic relationships between the archaeological grape seeds  
456 and the samples in the two assembled reference panels using multidimensional  
457 scaling as implemented in *bamm*s <sup>23</sup> (Figs. 1a and 1b, and Supplementary Fig.  
458 6). Samples with an on-target depth of coverage  $\geq 3\times$  were included to the  
459 reference panel by sampling a random allele from the called genotypes; while the  
460 six low coverage samples were incorporated from a majority count consensus  
461 sequence (Supplementary Table 1). After filtering low-quality SNPs, the final  
462 datasets consisted of 9,896 and 3,076,549 sites for the GrapeReSeq and WG  
463 panels, respectively. Note that, for analyses using the GrapeReSeq panel we did  
464 not exclude transition sites. However, data from the genotype calls and majority  
465 count consensus sequences obtained for the archaeological samples showed  
466 error rates comparable to those of modern grape samples (Supplementary Fig.  
467 5), suggesting that the aDNA derived error is unlikely to have a substantial effect  
468 in the analyses.

469 We used the model-based clustering approaches implemented in *fastNGSadmix*  
470 <sup>28</sup> and *ADMIXTURE* <sup>27</sup> to estimate ancestry proportions in the archaeological  
471 samples (Fig. 1c and Supplementary Fig. 7). First, *ADMIXTURE* was run on the  
472 GrapeReSeq panel assuming 2-8 populations/clusters ( $K=2-8$ ). We obtained  
473 1,000 independent replicates for each value of  $K$  and kept the one with the best  
474 likelihood. Then, we estimated genotype likelihoods for the archaeological

475 samples using the *samtools* model implemented in *ANGSD* v1.9<sup>57</sup> at the sites  
476 included in the GrapeReSeq panel. Finally, we obtained maximum likelihood  
477 estimates of the ancestry proportions for the archaeological samples using the  
478 genotype likelihoods and the *ADMIXTURE*-inferred allele frequencies for each  
479 value of *K* using *fastNGSadmix*. Figure 1c shows the results for the *K*=8, which  
480 resulted among the lowest cross-validation errors (Supplementary Fig. 7b).

481

## 482 **Relatedness analyses**

483 To explore the relationships among pairs of archaeological samples and between  
484 the archaeological samples and samples in the reference panels, we estimated  
485 kinship coefficients using two approaches: the called genotype-based approach  
486 implemented in *KING*<sup>29</sup> and the genotype likelihood-based approach  
487 implemented in *NgsRelate*<sup>30</sup> (Supplementary Tables 3 to 5).

488 *KING* was run assuming non-homogeneous population structure for the two  
489 reference panels and using called genotypes for the archaeological samples. Pairs  
490 of samples were classified based on the kinship coefficients and the proportion  
491 of sites with ‘zero alleles Identical by State’ (IBS0), as suggested in  
492 Manichaikul *et al.*<sup>29</sup>, in the following categories: identical clones ( $K \geq 0.49$  and  
493  $IBS0 \leq 0.001$ ), parent-offspring ( $0.177 < K < 0.354$  and  $IBS0 \leq 0.001$ ), highly  
494 related/sibling ( $0.177 < K < 0.354$  and  $IBS0 \leq 0.25$ ) or unrelated (Supplementary  
495 Tables 3 to 5). These values have been shown to be reliable in discerning known  
496 first-degree relationships among grape cultivars<sup>21</sup>.

497 *NgsRelate* was used as a complementary method to validate the results obtained  
498 using *KING* and to include low coverage samples for which it was not possible to  
499 call genotypes. To run *NgsRelate*, we first estimated genotype likelihoods for the

500 archaeological samples using the *samtools* model (-gl 1) implemented in *ANGSD*  
501 v1.9<sup>57</sup>. Reads with mapping quality lower than 30 and bases with quality lower  
502 than 20 were discarded. We then estimated allele frequencies for the two  
503 reference panels using *PLINK 1.9*<sup>58</sup>. These frequencies together with genotype-  
504 likelihoods were used to obtain kinship coefficients and the proportion of sites  
505 sharing 0, 1 or 2 alleles identical by descent (IBD) between pairs of samples  
506 (Supplementary Table 3). These results were evaluated together with the  
507 obtained from the genotype-based approach to assign relationships between  
508 pairs of archaeological samples.

509 In Supplementary Section 16, we explore the possibility of paternal DNA present  
510 in the archaeological seeds through a simulation study and comparing the  
511 archaeological seeds data with that obtained from fresh seeds (Supplementary  
512 Figs. 8 to 11 and Supplementary Table 6). While most of the archaeological seeds  
513 were found to be consistent with data derived from a single individual, our  
514 analyses indicate four seeds contain  $\geq 10\%$  of paternal DNA (Supplementary Fig.  
515 11). Additionally, we evaluate potential effects of paternal DNA in the  
516 relatedness analyses and found that: 1) clonal relationships can only be detected  
517 from true identical individuals even in the presence of paternal DNA, 2) parent-  
518 offspring relationships are only ambiguous when the sample contains  $>10\%$   
519 paternal DNA, and 3) apparent full-sibling relationships can result from multiple  
520 scenarios, thus pairs of samples with this type of relationship were classified as  
521 'Highly related pairs' (Supplementary Fig. 12). Relationships between  
522 archaeological seeds and modern grapes were evaluated based on the  
523 conclusions from Supplementary Section 16.

524 We further explored the effect of sequencing depth and panel ascertainment in  
525 the robustness of the relatedness inferences (Supplementary Section 17). The  
526 results indicate that the metrics used to identify relationships between the  
527 samples are reliable for samples with an on-target depth of coverage of  $\geq 2 \times$   
528 when using genotypes, and  $1 \times$  when using genotype likelihoods  
529 (Supplementary Table 7). Additionally, we confirmed that samples identified as  
530 identical clones display an IBS distance  $< 0.0001$  both in the sites overlapping the  
531 GrapeReSeq panel and in off-target sites (Supplementary Fig. 13; Supplementary  
532 Section 18).

533

## 534 **References**

- 535 1. Myles, S. *et al.* Genetic structure and domestication history of the grape. *Proc.*  
536 *Natl. Acad. Sci.* **108**, 3530–3535 (2011).
- 537 2. Olmo, H. P. Grapes: *Vitis*, Muscadinia (Vitaceae). in *In Evolution of Crop Plants.*  
538 *J. Smartt and N. W. Simmonds, eds.* 485–490 (Longman Scientific & Technical,  
539 1995).
- 540 3. Zohary, D., Maria Hopf & Ehud Weiss. *Domestication of Plants in the Old*  
541 *World: The origin and spread of domesticated plants in south-west Asia,*  
542 *Europe, and the Mediterranean Basin.* (Oxford University Press, 2012).
- 543 4. McGovern, P. E. *Ancient wine: the search for the origins of viniculture.*  
544 (Princeton University Press, 2003).
- 545 5. McGovern, P. *et al.* Early Neolithic wine of Georgia in the South Caucasus.  
546 *Proc. Natl. Acad. Sci.* **114**, E10309–E10318 (2017).

- 547 6. Goldschmidt, E. E. The Evolution of Fruit Tree Productivity: A Review. *Econ.*  
548 *Bot.* **67**, 51–62 (2013).
- 549 7. Hartmann, H. T., Kester, D. E. & Davies, F. T. *Plant propagation: principles and*  
550 *practices*. (Prentice-Hall, Upper Saddle River, NJ, 1997).
- 551 8. Janick, J. The Origins of Fruits, Fruit Growing, and Fruit Breeding. in *Plant*  
552 *Breeding Reviews* (ed. Janick, J.) 255–321 (John Wiley & Sons, Inc., 2010).  
553 doi:10.1002/9780470650301.ch8
- 554 9. This, P., Lacombe, T. & Thomas, M. Historical origins and genetic diversity of  
555 wine grapes. *Trends Genet.* **22**, 511–519 (2006).
- 556 10. Bouby, L. *et al.* Bioarchaeological Insights into the Process of Domestication  
557 of Grapevine (*Vitis vinifera* L.) during Roman Times in Southern France. *PLoS*  
558 *ONE* **8**, e63195 (2013).
- 559 11. J. M. Renfrew. Archaeology and the origins of wine production. in *Wine: A*  
560 *Scientific Exploration*. Sandler, M. (Ed.), Pinder, R. (Ed.). (2003). (CRC Press,  
561 2013).
- 562 12. McGovern, P. E. *et al.* Beginning of viniculture in France. *Proc. Natl. Acad. Sci.*  
563 **110**, 10147–10152 (2013).
- 564 13. Bostock, J. & Riley, H. T. The Natural History of Pliny. in (Taylor and Francis,  
565 1855).
- 566 14. Royer, C. Mouvement historiques de la vigne dans le monde. in *La Vigne et le*  
567 *Vin (La Manufacture et la Cité des sciences et de l'industrie, eds)* 15–25  
568 (Graficas, 1988).
- 569 15. Figueiral, I., Bouby, L., Buffat, L., Petitot, H. & Terral, J.-F. Archaeobotany, vine  
570 growing and wine producing in Roman Southern France: the site of  
571 Gasquinoy (Béziers, Hérault). *J. Archaeol. Sci.* **37**, 139–149 (2010).



- 572 16. Terral, J.-F. *et al.* Evolution and history of grapevine (*Vitis vinifera*) under  
573 domestication: new morphometric perspectives to understand seed  
574 domestication syndrome and reveal origins of ancient European cultivars.  
575 *Ann. Bot.* **105**, 443–455 (2010).
- 576 17. Bacilieri, R. *et al.* Potential of combining morphometry and ancient DNA  
577 information to investigate grapevine domestication. *Veg. Hist. Archaeobotany*  
578 (2016). doi:10.1007/s00334-016-0597-4
- 579 18. Cappellini, E. *et al.* A multidisciplinary study of archaeological grape seeds.  
580 *Naturwissenschaften* **97**, 205–217 (2010).
- 581 19. Manen, J.-F. *et al.* Microsatellites from archaeological *Vitis vinifera* seeds  
582 allow a tentative assignment of the geographical origin of ancient cultivars. *J.*  
583 *Archaeol. Sci.* **30**, 721–729 (2003).
- 584 20. Wales, N. *et al.* The limits and potential of paleogenomic techniques for  
585 reconstructing grapevine domestication. *J. Archaeol. Sci.* **72**, 57–70 (2016).
- 586 21. Laucou, V. *et al.* Extended diversity analysis of cultivated grapevine *Vitis*  
587 *vinifera* with 10K genome-wide SNPs. *PloS ONE* **13**, e0192540 (2018).
- 588 22. Briggs, A. W. *et al.* Patterns of damage in genomic DNA sequences from a  
589 Neandertal. *Proc. Natl. Acad. Sci.* **104**, 14616–14621 (2007).
- 590 23. Malaspinas, A.-S. *et al.* bammds: a tool for assessing the ancestry of low-depth  
591 whole-genome data using multidimensional scaling (MDS). *Bioinformatics*  
592 **30**, 2962–2964 (2014).
- 593 24. Zhou, Y., Massonnet, M., Sanjak, J. S., Cantu, D. & Gaut, B. S. Evolutionary  
594 genomics of grape (*Vitis vinifera* ssp. *vinifera*) domestication. *Proc. Natl. Acad.*  
595 *Sci.* 201709257 (2017). doi:10.1073/pnas.1709257114

- 596 25. Di Genova, A. *et al.* Whole genome comparison between table and wine  
597 grapes reveals a comprehensive catalog of structural variants. *BMC Plant*  
598 *Biol.* **14**, 7 (2014).
- 599 26. Cardone, M. F. *et al.* Inter-varietal structural variation in grapevine genomes.  
600 *Plant J.* **88**, 648–661 (2016).
- 601 27. Alexander, D. H., Novembre, J. & Lange, K. Fast model-based estimation of  
602 ancestry in unrelated individuals. *Genome Res.* **19**, 1655–1664 (2009).
- 603 28. Jørsboe, E., Hanghøj, K. & Albrechtsen, A. fastNGSadmix: admixture  
604 proportions and principal component analysis of a single NGS sample.  
605 *Bioinformatics* btx474 (2017).
- 606 29. Manichaikul, A. *et al.* Robust relationship inference in genome-wide  
607 association studies. *Bioinformatics* **26**, 2867–2873 (2010).
- 608 30. Korneliussen, T. S. & Moltke, I. NgsRelate: a software tool for estimating  
609 pairwise relatedness from next-generation sequencing data. *Bioinformatics*  
610 btv509 (2015). doi:10.1093/bioinformatics/btv509
- 611 31. Bleckmann, A., Alter, S. & Dresselhaus, T. The beginning of a seed: regulatory  
612 mechanisms of double fertilization. *Front. Plant Sci.* **5**, (2014).
- 613 32. Ebadi, A., Sedgley, M., May, P. & Coombe, B. G. Seed Development and  
614 Abortion in *Vitis vinifera* L., cv. Chardonnay. *Int. J. Plant Sci.* **157**, 703–712  
615 (1996).
- 616 33. Cadot, Y., Miñana-Castelló, M. T. & Chevalier, M. Anatomical, Histological, and  
617 Histochemical Changes in Grape Seeds from *Vitis vinifera* L. cv Cabernet franc  
618 during Fruit Development. *J. Agric. Food Chem.* **54**, 9206–9215 (2006).

- 619 34. Boursiquot, J. Le Savagnin blanc. in *Berthet-Bondet J, Roulière-Lambert M-J*  
620 *(eds) Le Château-Chalon: un vin, son terroir et ses hommes. Méta Jura, Lons-le-*  
621 *Saunier, France, pp 46-55 (2013).*
- 622 35. Lacombe, T. *et al.* Large-scale parentage analysis in an extended set of  
623 grapevine cultivars (*Vitis vinifera* L.). *Theor. Appl. Genet.* **126**, 401–414  
624 (2013).
- 625 36. R. Regner, A. Stadlhuber & H. Kaserer. Considerations about the evolution of  
626 grapevine and the role of Traminer. *Acta Hortic.* 179–184 (2000).
- 627 37. Bowers, J. E., Siret, R., Meredith, C. P., This, P. & Boursiquot, J.-M. A single pair  
628 of parents proposed for a group of grapevine varieties in northeastern  
629 France. *Acta Hortic.* 129–132 (2000). doi:10.17660/ActaHortic.2000.528.15
- 630 38. Galet, P. *Dictionnaire encyclopédique des cépages et de leurs synonymes.* (Libre  
631 et Solidaire, 2015).
- 632 39. Périsset, Z. *Histoire de la vigne et du vin en Valais: des origines à nos jours.*  
633 (Infolio, 2010).
- 634 40. Robinson, J., Harding, J. & Vouillamoz, J. *Wine Grapes: A Complete Guide to*  
635 *1,368 Vine Varieties, including their Origins and Flavours.* (Ecco (Harper  
636 Collins), 2012).
- 637 41. Mascher, M. *et al.* Genomic analysis of 6,000-year-old cultivated grain  
638 illuminates the domestication history of barley. *Nat. Genet.* (2016).  
639 doi:10.1038/ng.3611
- 640 42. Ramos-Madrigal, J. *et al.* Genome Sequence of a 5,310-Year-Old Maize Cob  
641 Provides Insights into the Early Stages of Maize Domestication. *Curr. Biol.* **26**,  
642 3195–3201 (2016).

- 643 43. Vallebuena-Estrada, M. *et al.* The earliest maize from San Marcos Tehuacán is  
644 a partial domesticate with genomic evidence of inbreeding. *Proc. Natl. Acad.*  
645 *Sci.* **113**, 14151–14156 (2016).
- 646 44. Malenica, N. *et al.* Whole genome amplification and microsatellite genotyping  
647 of herbarium DNA revealed the identity of an ancient grapevine cultivar.  
648 *Naturwissenschaften* **98**, 763–772 (2011).
- 649 45. Fuller, D. Q. Long and attenuated: comparative trends in the domestication of  
650 tree fruits. *Veg. Hist. Archaeobotany* (2017). doi:10.1007/s00334-017-0659-2
- 651 46. Wales, N., Andersen, K., Cappellini, E., Ávila-Arcos, M. C. & Gilbert, M. T. P.  
652 Optimization of DNA Recovery and Amplification from Non-Carbonized  
653 Archaeobotanical Remains. *PLoS ONE* **9**, e86827 (2014).
- 654 47. Wales, N. *et al.* New insights on single-stranded versus double-stranded DNA  
655 library preparation for ancient DNA. *BioTechniques* **59**, (2015).
- 656 48. Schubert, M., Lindgreen, S. & Orlando, L. AdapterRemoval v2: rapid adapter  
657 trimming, identification, and read merging. *BMC Res. Notes* **9**,  
658 10.1186/s13104-016-1900-2 (2016).
- 659 49. Canaguier, A. *et al.* A new version of the grapevine reference genome  
660 assembly (12X.v2) and of its annotation (VCost.v3). *Genomics Data* **14**, 56–62  
661 (2017).
- 662 50. Jansen, R. K. *et al.* Phylogenetic analyses of *Vitis* (Vitaceae) based on complete  
663 chloroplast genome sequences: effects of taxon sampling and phylogenetic  
664 methods on resolving relationships among rosids. *BMC Evol. Biol.* **6**, 32  
665 (2006).

- 666 51. Goremykin, V. V., Salamini, F., Velasco, R. & Viola, R. Mitochondrial DNA of  
667 *Vitis vinifera* and the Issue of Rampant Horizontal Gene Transfer. *Mol. Biol.*  
668 *Evol.* **26**, 99–110 (2008).
- 669 52. Li, H. & Durbin, R. Fast and accurate short read alignment with Burrows-  
670 Wheeler transform. *Bioinformatics* **25**, 1754–1760 (2009).
- 671 53. Schubert, M. *et al.* Improving ancient DNA read mapping against modern  
672 reference genomes. *BMC Genomics* **13**, 178 (2012).
- 673 54. DePristo, M. A. *et al.* A framework for variation discovery and genotyping  
674 using next-generation DNA sequencing data. *Nat. Genet.* **43**, 491–498 (2011).
- 675 55. Li, H. *et al.* The Sequence Alignment/Map format and SAMtools.  
676 *Bioinformatics* **25**, 2078–2079 (2009).
- 677 56. Maul. *et al* *Vitis* International Variety Catalogue - [www.vivc.de](http://www.vivc.de). (Accessed  
678 January 2019).
- 679 57. Korneliussen, T. S., Albrechtsen, A. & Nielsen, R. ANGSD: Analysis of Next  
680 Generation Sequencing Data. *BMC Bioinformatics* **15**, 10.1186/s12859-014-  
681 0356-4 (2014).
- 682 58. Chang, C. C. *et al.* Second-generation PLINK: rising to the challenge of larger  
683 and richer datasets. *GigaScience* **4**, (2015).

684

## 685 **Acknowledgments**

686 We thank the Danish National High-throughput Sequencing Centre for assistance  
687 in generating the sequencing data. This project was funded by the Danish Council  
688 for Independent Research (10-081390) and the Danish National Research  
689 Foundation (DNRF94). L.B. and R.B. were supported by the French National  
690 Agency of Research (VINICULTURE project - ANR-16-CE27-0013). We would like

691 to thank the following scientific and technical directors and corresponding  
692 institutions for providing the archaeological material used in this project as well  
693 as contextual information: P. Blanchard (Inrap, site: La Madeleine), E. Verdel  
694 (Isère Patrimoine, site: Colletière), H. Pomarèdes (Inrap, sites: Mas de Vignoles  
695 XIV and La Lesse-Espagnac), O. Ginouvez (Inrap, site: Terrasses de Montfau), R.  
696 Bourgaut (Communauté d'Agglomération du Bassin de Thau, site: Roumèges), P.  
697 Flotte (Archéologie Alsace, site: Horbourg-Wihr), M. Compan (Inrap, site : Mont  
698 Ferrier), I. Daveau (Inrap, site: Cougourlude) and C. Tardy (Inrap). We are also  
699 grateful to the GrapeReSeq consortium for early access to the genotype data.  
700 Finally, we would like to thank J. Víctor Moreno-Mayar, Shyam Gopalakrishnan,  
701 Filipe G. Vieira, David Maghradze, and Angela Schlumbaum for their helpful  
702 discussion.

703

#### 704 **Corresponding authors**

705 Correspondence to Nathan Wales and M. Thomas P. Gilbert.

706

#### 707 **Author contributions**

708 The project was conceived by N.W., M.T.P.G., R.B., and L.B., and headed by N.W.  
709 and M.T.P.G.; J.A.S.C., A.K.W.R, R.B. and N.W. designed experimental enrichment  
710 methodology with input from J.M.M.Z., R.T. and A.F.A.B.; A.K.W.R. processed  
711 ancient DNA with input from N.W.; J.R.M., A.K.W.R., R.B. and N.W. designed  
712 analysis strategy; J.R.M. performed bioinformatic analysis with assistance from  
713 B.P. and T.S.P. and input from N.W, M.T.P.G. and R.B.; J.R.M., N.W., M.T.P.G., R.B.,  
714 L.B., T.L. and P.T. interpreted the results; L.B., I.F., C.S. and C.H., curated

715 archaeological material; J.R.M., N.W. and M.T.P.G. wrote the manuscript with  
716 input from R.B., L.B. and T.L. and the other authors. All authors revised, edited  
717 and accepted the manuscript. Primary funding acquired by M.T.P.G.

718

### 719 **Competing interest**

720 The authors declare no competing interests.

721

### 722 **Data availability**

723 Sequencing data produced in this study are available at the NCBI SRA under the  
724 reference PRJNA489970. Genotype data are available in the *figshare* repository  
725 under the following DOI: 10.6084/m9.figshare.7610987.

726

### 727 **Figure legends**

728 **Figure 1. Genetic affinities between archaeological grape seeds and**  
729 **modern *Vitis vinifera* accessions.** a. Multidimensional scaling plot (MDS)  
730 including archaeological samples, wild *V. vinifera subsp. sylvestris* accessions, and  
731 domesticated varieties. b. MDS plot restricted to archaeological samples and  
732 domesticated varieties. Colors correspond to the main ancestry clusters  
733 identified in Laucou *et al.* <sup>21</sup>. \*Archaeological samples that were incorporated to  
734 the dataset by sampling a random allele from a majority count consensus  
735 sequence instead of called genotypes c. Model-based clustering analysis of the  
736 GrapeReSeq panel assuming K=8 clusters. Vertical bars represent individual  
737 accessions, colors represent the inferred ancestry components, and the fraction  
738 of each color corresponds to the estimated ancestry proportion. Archaeological

739 samples are sorted by age, and by sample identification within a stratigraphic  
740 context. Samples that were identified as identical clones are grouped with black  
741 lines and capital letters (A-F) at the bottom.

742 **Figure 2. Geographic distribution and relationships between the distinct**  
743 **genetic types of archaeological samples.** a. Relatedness among pairs of  
744 archaeological samples. Kinship coefficients were estimated using *NgsRelate*  
745 between pairs of samples for SNP loci present in the GrapeReSeq panel. Capital  
746 letters (A-F) on the left indicate genetically identical clones, *i.e.*, putative ancient  
747 and historical varieties. \*Archaeological seeds that were found consistent with  
748 carrying >10% paternal DNA. b. Map displaying the distribution of genetic types  
749 (circles) in each archaeological site. Capital letters (A-F) on the circles indicate  
750 clusters of genetically identical seeds represented by more than one seed.  
751 Shading of the circles indicates sample age. In red is shown the genetic type that  
752 was found in more than one archaeological site. Lines connect pairs of samples  
753 that are related as parent-offspring (solid lines) or highly-related/full-sibling  
754 (dotted lines). Note that, since in the presence of paternal DNA full-sibling  
755 relationships could derive from multiple scenarios, we classified samples  
756 consistent with full-sibling relationships as ‘highly-related’ (see Supplementary  
757 Section 16).

758 **Figure 3. Genetic origins of ancient and historic French grapevine varieties.**  
759 Relationships identified between archaeological samples and modern cultivars  
760 included in the GrapeReSeq panel. Solid lines represent parent-offspring  
761 relationships and dotted lines represent pairs of highly related (full-sibling or  
762 similar) samples. Sibling relationships involving pairs of modern cultivar are not  
763 displayed for simplicity. \*Archaeological seeds that were found consistent with



764 carrying >10% paternal DNA. The VIVC (<http://www.vivc.de>) and GrapeReSeq

765 identifiers for the modern cultivars can be found in Supplementary Table 4.

766

767

768 **Table 1.** Description of the archaeological grape seeds used in the study.

769

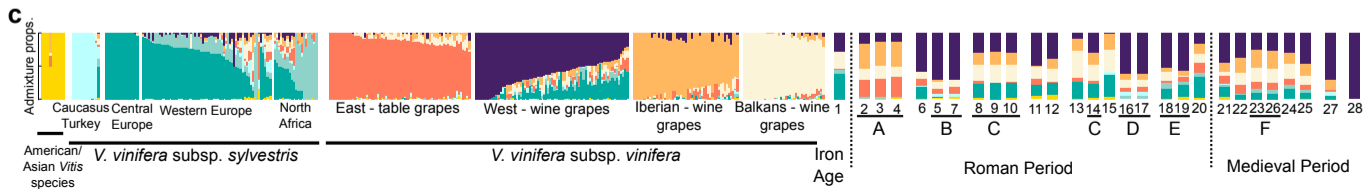
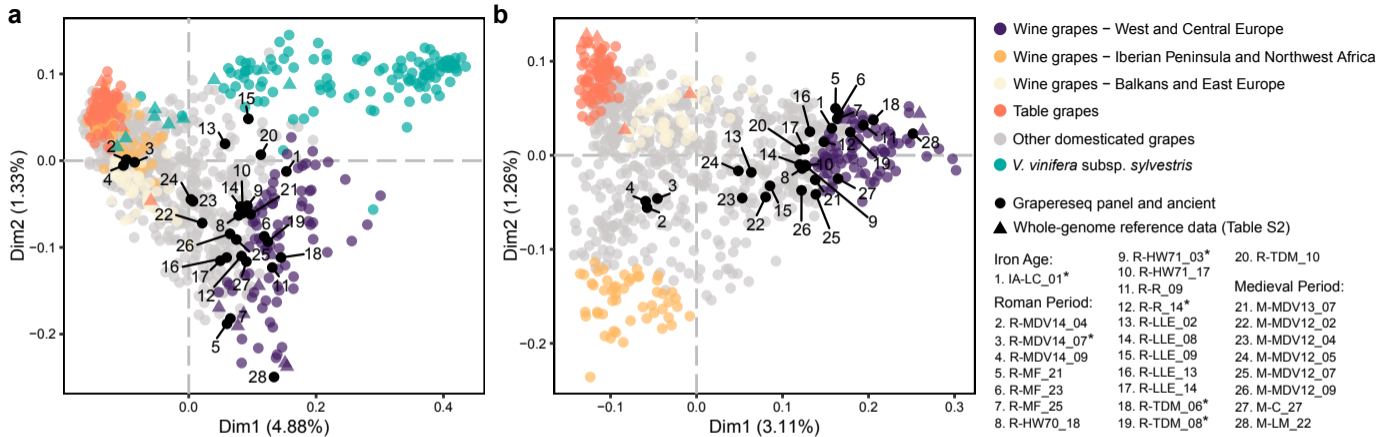
#	Sample ID	Geographic coordinates	Archaeological site	Stratigraphic unit	Structure	Age	Dating method	Period	GC †
1	IA-LC_01	43.573639, 3.914750	La Cougourlude, Lattes	US 31084	Ditch FO 30277	510-475 BCE/2480 ± 30 BP (769-417 cal BCE)	Archaeological artifacts/C14	Iron Age	
2	R-MDV14_04	43.808222, 4.368222	Mas de Vignoles XIV, Nîmes	US 14152	Rural ditch FO 14194	2nd-1st c BCE	Archaeological artifacts	Early Roman	A
3	R-MDV14_07	43.808222, 4.368222	Mas de Vignoles XIV, Nîmes	US 14152	Rural ditch FO 14194	2nd-1st c BCE	Archaeological artifacts	Early Roman	A
4	R-MDV14_09	43.808222, 4.368222	Mas de Vignoles XIV, Nîmes	US 14152	Rural ditch FO 14194	2nd-1st c BCE	Archaeological artifacts	Early Roman	A
5	R-MF_21	43.432556, 3.394222	Mont Ferrier, Tourbes	US 2076	Well PT 2052	1st c CE	Archaeological artifacts	Roman	B
6	R-MF_23	43.432556, 3.394222	Mont Ferrier, Tourbes	US 2076	Well PT 2052	1st c CE	Archaeological artifacts	Roman	
7	R-MF_25	43.432556, 3.394222	Mont Ferrier, Tourbes	US 2076	Well PT 2052	1st c CE	Archaeological artifacts	Roman	B
8	R-HW70_18	48.080500, 7.399194	Horbouurg-Wihr	N.D.	Pit ST7054	2nd c CE	Dendrochronology / Archaeological artifacts	Roman	C
9	R-HW71_03	48.080500, 7.399194	Horbouurg-Wihr	N.D.	Pit ST7172	2nd c CE	Archaeological artifacts	Roman	C
10	R-HW71_17	48.080500, 7.399194	Horbouurg-Wihr	N.D.	Pit ST7172	2nd c CE	Archaeological artifacts	Roman	C
11	R-R_09	43.471306, 3.670139	Roumeges, Poussan	US 5007(12/13)	Well PT 5001	1st-3rd c CE	Archaeological artifacts	Roman	
12	R-R_14	43.471306, 3.670139	Roumeges, Poussan	US 5007(12/13)	Well PT 5001	1st-3rd c CE	Archaeological artifacts	Roman	
13	R-LLE_02	43.300806, 3.239917	La Lesse-Espagnac, Sauvian	US 3019	Well PT 3005	175-225 CE	Archaeological artifacts	Roman	
14	R-LLE_08	43.300806, 3.239917	La Lesse-Espagnac, Sauvian	US 3019	Well PT 3005	175-225 CE	Archaeological artifacts	Roman	C
15	R-LLE_09	43.300806, 3.239917	La Lesse-Espagnac, Sauvian	US 3019	Well PT 3005	175-225 CE	Archaeological artifacts	Roman	
16	R-LLE_13	43.300806, 3.239917	La Lesse-Espagnac, Sauvian	US 3019	Well PT 3005	175-225 CE	Archaeological artifacts	Roman	D
17	R-LLE_14	43.300806, 3.239917	La Lesse-Espagnac, Sauvian	US 3019	Well PT 3005	175-225 CE	Archaeological artifacts	Roman	D
18	R-TDM_06	43.472806, 3.223000	Terrasses de Montfau, Magalas	US 4015	Well PT 4000	4th c CE	Archaeological artifacts	Roman	E
19	R-TDM_08	43.472806, 3.223000	Terrasses de Montfau, Magalas	US 4015	Well PT 4000	4th c CE	Archaeological artifacts	Roman	E
20	R-TDM_10	43.472806, 3.223000	Terrasses de Montfau, Magalas	US 4015	Well PT 4000	4th c CE	Archaeological artifacts	Roman	
21	M-MDV13_07	43.808222, 4.368222	Mas de Vignoles XIV, Nîmes	US 13525	Well PT 13319	1605 ± 35 BP (417-515 CE)	C14	Late Roman/Medieval	

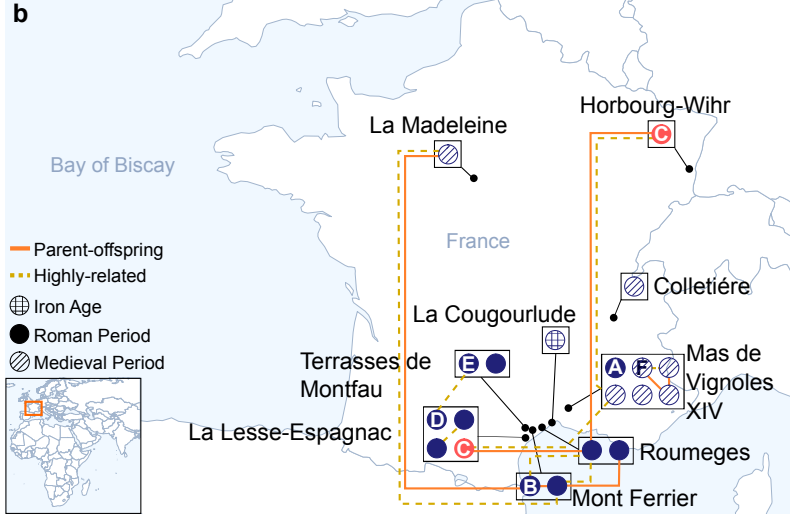
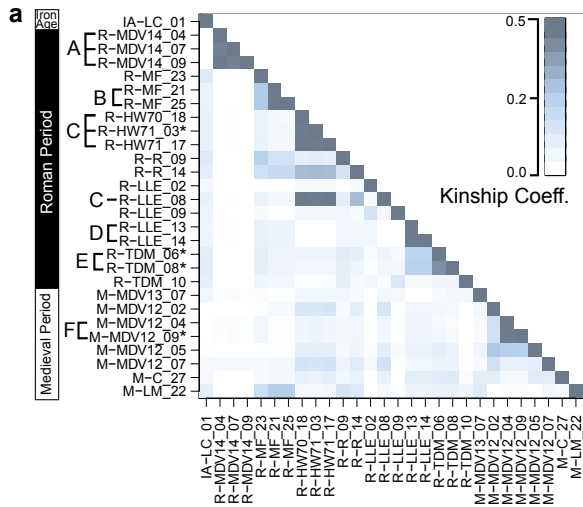
22	M-MDV12_02	43.808222, 4.368222	Mas de Vignoles XIV, Nîmes	US 12111	Well PT 12024	1220 ± 30 BP (731-851 CE)	C14	Early Medieval	
23	M-MDV12_04	43.808222, 4.368222	Mas de Vignoles XIV, Nîmes	US 12111	Well PT 12024	1220 ± 30 BP (731-851 CE)	C14	Early Medieval	F
24	M-MDV12_05	43.808222, 4.368222	Mas de Vignoles XIV, Nîmes	US 12111	Well PT 12024	1220 ± 30 BP (731-851 CE)	C14	Early Medieval	
25	M-MDV12_07	43.808222, 4.368222	Mas de Vignoles XIV, Nîmes	US 12111	Well PT 12024	1220 ± 30 BP (731-851 CE)	C14	Early Medieval	
26	M-MDV12_09	43.808222, 4.368222	Mas de Vignoles XIV, Nîmes	US 12111	Well PT 12024	1220 ± 30 BP (731-851 CE)	C14	Early Medieval	F
27	M-C_27	45.436417, 5.520306	Colletiere, Charavines	N.D.	Cultural layer, rubbish deposits	1006-1040 CE	Dendrochronology	Medieval	
28	M-LM_22	47.900472, 1.884333	La Madeleine, Orléans	US 15126	Cesspit F 1517	1050-1200 CE	Archaeological artifacts	Medieval	

770 † Genetic clusters composed of identical clones. The genetic cluster was assigned  
771 according to the relatedness analyses described in the results section.

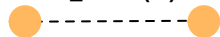
772

773





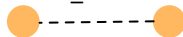
R-LLE\_13/14 (D) R-TDM\_06\*/08\* (E)



R-TDM\_10

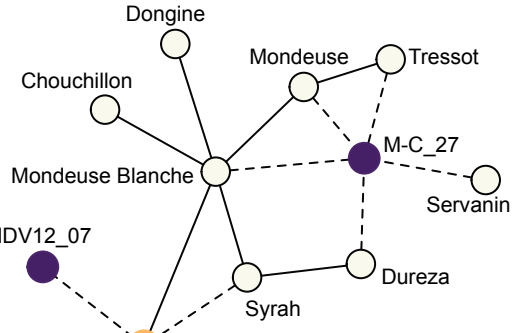
M-MDV13\_07

R-LLE\_09 R-LLE\_02

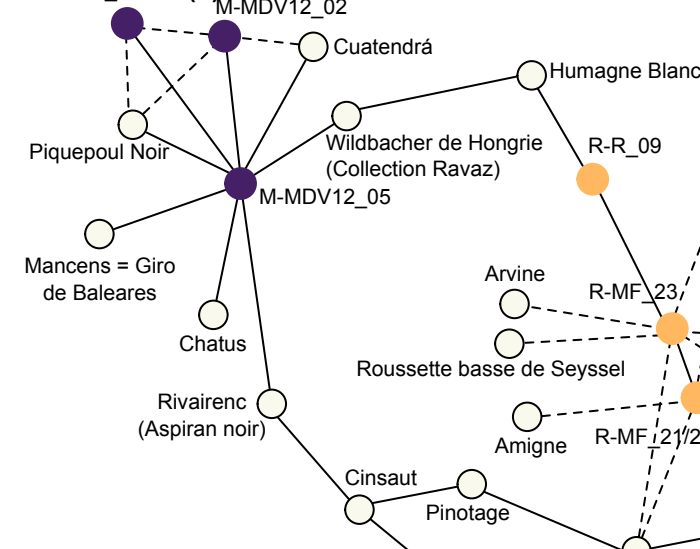


IA-LC\_01

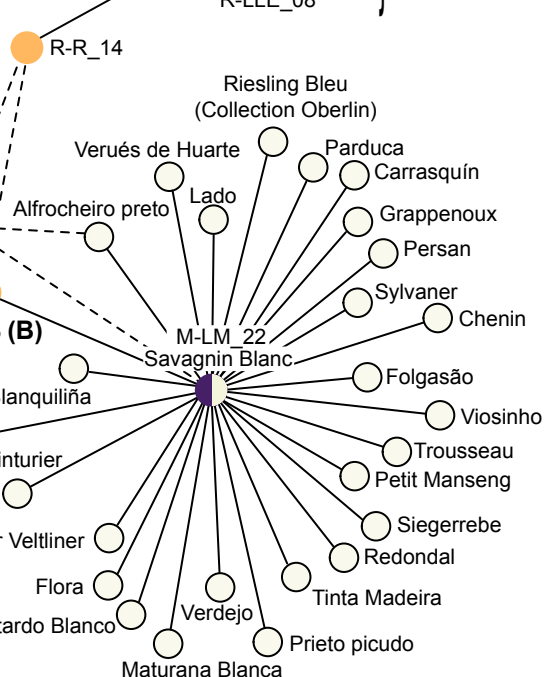
R-MDV14\_04/07/09 (A)



M-MDV12\_04/09\* (F)



R-HW70\_18  
R-HW71\_03\*/17  
R-LLE\_08 } (C)



○ Reference panel  
 ● Iron Age  
 ● Roman period  
 ● Medieval period  
 — Parent-offspring  
 - - Highly related