

 Open access • Journal Article • DOI:10.1103/PHYSREVLETT.47.730

## Particle-Size-Induced Valence Changes in Samarium Clusters — [Source link](#)

[M. G. Mason](#), [Shuit-Tong Lee](#), [G. Apai](#), [Robert F. Davis](#) ...+3 more authors





**Institutions:** [Eastman Kodak Company](#), [University of California, Berkeley](#), [University of Wisconsin-Madison](#)

**Published on:** 01 May 1981 - [Physical Review Letters](#) (American Physical Society (APS))

**Topics:** [Samarium](#) and [Valence \(chemistry\)](#)

Related papers:

- [Divalent surface state on metallic samarium](#)
- [Surface mixed valence in Sm and SmB/sub 6/](#)
- [Valence state at the surface of rare-earth metals](#)
- [Electronic structure of supported small metal clusters](#)
- [Surface 4d-->4f Photon Absorption and Surface Mixed Valence in Sm Metal](#)

Share this paper:    

View more about this paper here: <https://typeset.io/papers/particle-size-induced-valence-changes-in-samarium-clusters-1ztknjr5wb>



# Lawrence Berkeley Laboratory

UNIVERSITY OF CALIFORNIA

## Materials & Molecular Research Division

Submitted to Physical Review Letters

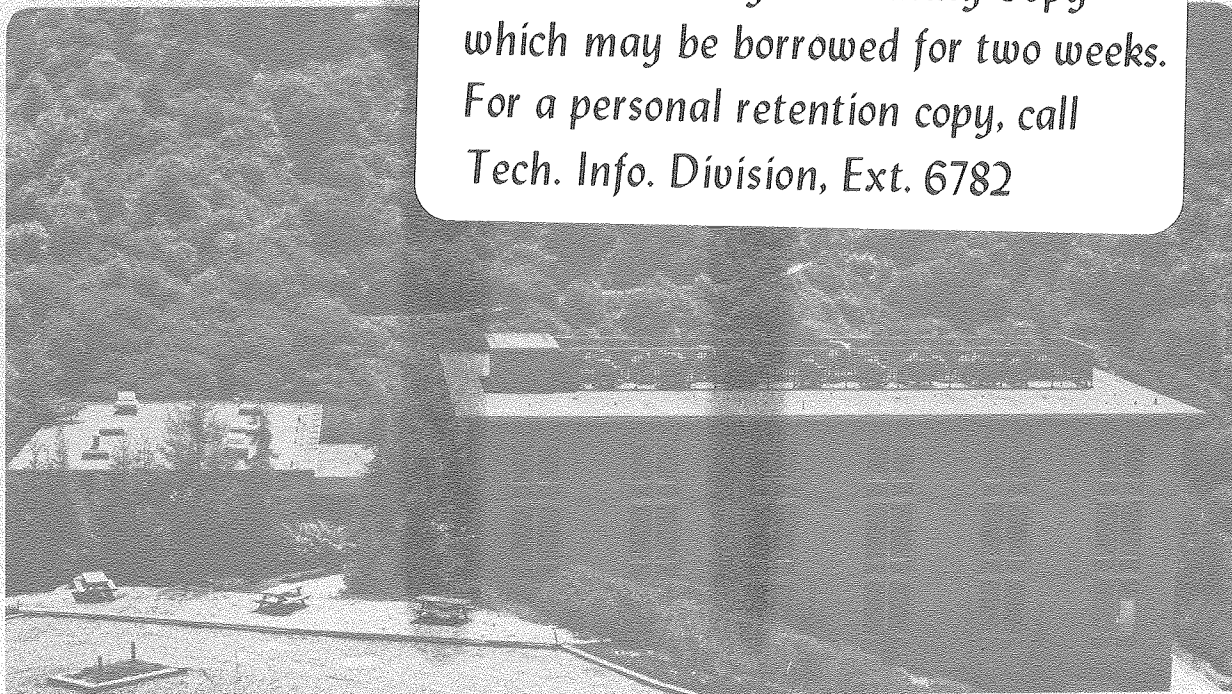
PARTICLE-SIZE-INDUCED VALENCE CHANGES IN  
SAMARIUM CLUSTERS

M.G. Mason, S.T. Lee, G. Apai, R.F. Davis,  
D.A. Shirley, A. Franciosi, and J.H. Weaver

May 1981

**TWO-WEEK LOAN COPY**

*This is a Library Circulating Copy  
which may be borrowed for two weeks.  
For a personal retention copy, call  
Tech. Info. Division, Ext. 6782*



RECEIVED  
LAWRENCE  
BERKELEY  
LIBRARY  
JUN 11 1981  
LIBRARY  
DOCUMENTS

LBL-11810  
c.2

## DISCLAIMER

This document was prepared as an account of work sponsored by the United States Government. While this document is believed to contain correct information, neither the United States Government nor any agency thereof, nor the Regents of the University of California, nor any of their employees, makes any warranty, express or implied, or assumes any legal responsibility for the accuracy, completeness, or usefulness of any information, apparatus, product, or process disclosed, or represents that its use would not infringe privately owned rights. Reference herein to any specific commercial product, process, or service by its trade name, trademark, manufacturer, or otherwise, does not necessarily constitute or imply its endorsement, recommendation, or favoring by the United States Government or any agency thereof, or the Regents of the University of California. The views and opinions of authors expressed herein do not necessarily state or reflect those of the United States Government or any agency thereof or the Regents of the University of California.

Particle-Size-Induced Valence Changes in Samarium Clusters

M. G. Mason, S. T. Lee, and G. Apai

Research Laboratories, Eastman Kodak Company,

Rochester, New York 14650

and

R. F. Davis and D. A. Shirley

Materials and Molecular Research Division, Lawrence

Berkeley Laboratory and Department of Chemistry,

University of California,

Berkeley, California 94720

and

A. Franciosi and J. H. Weaver

Synchrotron Radiation Center, University of Wisconsin,

Madison, Wisconsin 53589

Abstract

Samarium clusters exhibit mixed-valence behavior which is sensitive to particle size. XPS and UPS data show samarium to be primarily divalent ( $4f^6$ ) at small particle size. The trivalent state ( $4f^5$ ) becomes progressively more abundant with increasing size, becoming the dominant state for the bulk metal. These results are interpreted using a model in which band narrowing, due to reduced surface coordination, is more dominant than surface tension effects in establishing the valence of small samarium clusters.

Changes in electronic configuration or orbital occupation numbers with particle size have been predicted theoretically<sup>1</sup> and have been used as a basis for interpreting the photoemission spectra from clusters of platinum-group metals.<sup>2</sup> That electronic configurations will normally change in going from an atom to a bulk metal is clear at the extremes of size. Free atoms have integral configurations, whereas bulk metals, in general, do not. However, size-dependent changes in core-level binding energies or valence-level intensities, such as observed in photoemission studies reported to date, are subject to various interpretations<sup>3</sup> and cannot be considered as proof of electronic configuration changes. In this Letter, we report the first definitive example of change in electronic configuration with particle size. This has been accomplished by measuring both core- and valence-level photoemission from Sm clusters on carbon supports.

Sm has several characteristics which make it uniquely suited for a study of this type. The free Sm atom is divalent  $(4f^6)(sd)^2$  compared to the trivalent  $(4f^5)(sd)^3$  state of the bulk metal. The divalent and trivalent configurations show a large core-level separation of  $7.6 \text{ eV}^4$ , and the final state  $4f$  multiplet structures,  $4f^5$  and  $4f^4$ , permit a clear distinction between the two possible initial-state configurations.<sup>5-7</sup> Furthermore, the divalent and trivalent states of Sm are known to be nearly degenerate<sup>8,9</sup> and coexist in intermediate-valence materials such as  $\text{SmB}_6$ <sup>6,10</sup> and on the surface of Sm metal.<sup>4-7</sup>

We have measured both the XPS and UPS spectra of Sm clusters on amorphous carbon substrates. The XPS spectra were recorded on

a UHV Hewlett-Packard spectrometer. The UPS spectra were recorded at 60 eV photon energy with a toroidal grating monochromator using synchrotron radiation from the Tantalus storage ring. This photon energy was chosen to maximize resolution and count rate. The clusters were prepared by vapor deposition onto amorphous carbon, cleaned by ion etching. Base pressures in both instruments were in the mid  $10^{-11}$  to low  $10^{-10}$  Torr region, rising to the low  $10^{-9}$  Torr region during deposition. Coverages were monitored by a quartz crystal oscillator and checked by neutron activation analysis.

A strong coverage dependence of the electronic configuration is clearly seen in Fig. 1, which shows the Sm  $3d_{3/2,5/2}$  spectra for various coverages including the bulk metal. The predominance of the 2+ species at low coverages is clearly observed and remains almost constant to a coverage of  $2-3 \times 10^{15}$  atoms-cm $^{-2}$ . Above this coverage region the 3+ intensity increases rapidly until a bulklike spectrum is achieved at about  $1.2 \times 10^{16}$  atoms-cm $^{-2}$ . The 3+/2+ ratio is plotted graphically in Fig. 2 as a function of coverage.

The spectra measured at 60 eV photon energy are shown in Fig. 3 after subtraction of the carbon background. In these spectra, peaks C, D, and E are due to the  $4f^4$  final-state multiplets produced by ionization of trivalent Sm.<sup>6</sup> Peaks A and B are primarily due to the  $4f^5$  multiplets from divalent Sm with some contribution to A from 5d and 6s emission. The qualitative trends in valence spectra with coverage are very similar to those of the core 3d levels discussed above. The nearly identical

variation in valence state with coverage is shown in Fig. 2. The UPS results are meant to be qualitative in regard to the absolute 3+/2+ ratio. The UPS data in Fig. 2 show the peak C/peak A intensity ratio which has been normalized to the XPS value at a coverage of  $2.6 \times 10^{15}$  atoms-cm<sup>-2</sup>. The close agreement between the two sets of data rules out the possibility that the 2+ peaks in XPS result from a final-state valence-to-4f charge transfer "shake-down" satellite of the type observed weakly in some rare-earth metals.<sup>11</sup> This possibility seemed unlikely, even in the absence of the UPS results, because of the high intensity of the 2+ peak. On the contrary, one might postulate that the small 3+ contribution in the low-coverage XPS spectra is due to a 4f-to-valence "shake-up" satellite. Some evidence for such a shake-up satellite appears in the 4d spectrum of metallic Eu.<sup>12</sup> An alternative explanation for the residual 3+ intensity is oxide formation resulting from oxygen contamination below our detection limits.

The possibility of the 2+ state resulting from the formation of a divalent carbide was also considered. Divalent samarium carbide can be made from the elements at high temperature (1400-1600°C),<sup>13</sup> and its formation under the conditions used here cannot be ruled out a priori. We find no evidence for carbide formation such as changes in the C 1s spectrum. For comparison, in studies of reactive Al and Fe films the formation of a carbide is immediately obvious from the change in C 1s line shape.<sup>14</sup> No such anomalies were observed in Sm clusters until the samples were heated to ~500°C, at which time a weak shoulder appeared on

the low-binding-energy side in the region characteristic of carbide carbon. Furthermore, it can be shown that changes in the 3+/2+ ratio shown in Fig. 2 are much too abrupt to result from carbide formation at the cluster-support interface. The observed slope must result from a collective effect such as a size-dependent electronic configuration.

It is clear from both the XPS and UPS spectra that Sm exists primarily in the divalent state at coverages below  $3-4 \times 10^{15}$  atoms-cm<sup>-2</sup>. From electron microscopy studies,<sup>15</sup> we estimate that a coverage of  $\sim 2 \times 10^{15}$  atoms-cm<sup>-2</sup> corresponds to a mean particle size of  $30 \pm 10$  Å. This also corresponds to the coverage range where the photoemission spectra of the noble and platinum-group metals begin to show bulklike characteristics.<sup>2,16</sup>

At higher coverages of  $\sim 10^{16}$  atoms-cm<sup>-2</sup>, the clusters are no longer discrete but have coalesced to form a semicontinuous film with a very high surface-to-volume ratio. The approximate surface-to-bulk atom ratio is shown along the top of Fig. 2. The known stabilizing effect of a surface for the divalent species causes the 3+/2+ ratio to remain below that of the bulk even at these high coverages where the transition and noble metals have achieved most of their bulklike properties. The stability of the divalent state in small clusters and on surfaces can be accounted for by a narrowing of the valence band as a result of reduced coordination. This raises the Fermi energy relative to the 4f levels and thus shifts a valence electron to populate the 4f<sup>6</sup>(2+) state.<sup>4</sup>



The only previously reported studies of size-dependent configurations in rare earths were based on bond distance changes as determined by electron diffraction.<sup>17</sup> In the divalent metals Eu and Yb, a discontinuous lattice contraction at small sizes was taken to indicate a change from the 2+ to 3+ configuration. Surface tension was proposed as the mechanism for the lattice contraction, which raised the 4f levels relative to the Fermi level and caused a 4f electron to transfer to the conduction band. However, the vacuum conditions for these experiments were so poor that the results are highly questionable. Understandably, increased surface tension in small clusters favors the trivalent state. The competing factors of band broadening induced by surface tension and band narrowing as a result of reduced coordination will determine the actual electronic configuration for any specific small cluster. For samarium we have shown that band narrowing is the dominant effect, and thus the divalent state is dominant in these small clusters.

Changes in configuration with particle size should be a general feature of the rare-earth metals. All of the rare earths except cerium, gadolinium, and lutetium are divalent in the free atoms and except for europium and ytterbium are trivalent in the bulk metals. The remaining nine rare-earth elements must undergo a configuration change from 2+ to 3+ with increasing particle size. The size at which the changeover occurs is likely to depend upon the energy required to excite a conduction electron to the lowest empty 4f ( $\Delta_+$ ).<sup>9</sup> The transition is expected to occur at a larger particle size for those elements with a smaller  $\Delta_+$ .

In summary, we have shown, for the first time, an unambiguous example of size-dependent electronic configurations. Both XPS and UPS spectra show a predominance of the atomiclike divalent state at small particle size. With increasing size, the bulklike 3+ state is formed, but a large divalent contribution from surface atoms remains. These results may have significant implications for understanding the particle size dependence of demanding reactions in heterogeneous catalysis. In such systems involving transition metal clusters we may reasonably expect that electronic configurations will change in the same size region as observed here for Sm.

This work was supported in part by the Director, Office of Energy Research, Office of Basic Sciences, Chemical Sciences Division of the U.S. Department of Energy under Contract No. W-7405-ENG-48. The work at the University of Wisconsin was supported by NSF DMR 7821080, the storage ring is supported by NSF DMR 7821888, and the authors are grateful for the cooperation of the staff of the synchrotron radiation center.

## References

- <sup>1</sup>R. C. Baetzold, in Catalysis in Chemistry and Biochemistry. Theory and Equipment, edited by B. Pullman (D. Reidel, Boston, Mass., 1979), pp. 191-206, and references therein.
- <sup>2</sup>M. G. Mason, L. J. Gerenser, and S. T. Lee, Phys. Rev. Lett. 39, 288 (1977).
- <sup>3</sup>W. F. Egelhoff and G. G. Tibbetts, Solid State Commun. 29, 53 (1979); W. F. Egelhoff and G. G. Tibbetts, Phys. Rev. B 19, 5028 (1979).
- <sup>4</sup>G. K. Wertheim and G. Crecelius, Phys. Rev. Lett. 40, 813 (1978).
- <sup>5</sup>G. K. Wertheim and M. Campagna, Chem. Phys. Lett. 47, 182 (1977).
- <sup>6</sup>J. W. Allen, L. I. Johansson, R. S. Bauer, I. Lindau, and S. B. M. Hagstrom, Phys. Rev. Lett. 41, 1499 (1978); J. W. Allen, L. I. Johansson, I. Lindau, and S. B. Hagstrom, Phys. Rev. B 21, 1335 (1980).
- <sup>7</sup>J. K. Lang and Y. Baer, Solid State Commun. 31, 945 (1979).
- <sup>8</sup>J. K. Lang, Y. Baer, and P. A. Cox, Phys. Rev. Lett. 42, 74 (1979).
- <sup>9</sup>J. F. Herbst, R. E. Watson, and J. W. Wilkins, Phys. Rev. B 17, 3089 (1978) and references therein.
- <sup>10</sup>J. N. Chazalviel, M. Campagna, G. K. Wertheim, and P. H. Schmidt, Phys. Rev. B 14, 4586 (1976).
- <sup>11</sup>G. K. Wertheim and M. Campagna, Solid State Commun. 26, 553 (1978); J. F. Herbst, J. M. Burkstrand, and J. W. Wilkins, Phys. Rev. B 22, 531 (1980).

<sup>12</sup>S. P. Kowalczyk, N. Edelstein, F. R. McFeely, L. Ley, and D. A. Shirley, Chem. Phys. Lett. 29, 491 (1974).

<sup>13</sup>J. M. Haschke and T. A. Deline, Inorg. Chem. 19, 527 (1980).

<sup>14</sup>R. C. Baetzold, private communication.

<sup>15</sup>Because of the reactivity of samarium and its tendency to aggregate, evaporated overlayers were made to inhibit such effects.

<sup>16</sup>S.-T. Lee, G. Apai, M. G. Mason, R. Benbow, and Z. Hurych, Phys. Rev. 23, 505 (1981); G. Apai, S.-T. Lee, and M. G. Mason, Solid State Commun. 37, 213 (1981).

<sup>17</sup>C. Bonnelle and F. Vergand, J. Phys. Chem. Solids 36, 575 (1975) and references therein.

### Figure Captions

FIG. 1. Al K $\alpha$  x-ray photoemission spectra of the 3d region of carbon-supported samarium clusters at various coverages (atoms-cm<sup>-2</sup>).

FIG. 2. Sm 3+/Sm 2+ ratio as a function of coverage and estimated surface to bulk atom ratio. XPS values (●) were determined from 3d<sub>5/2</sub> peak intensities, and UPS values (X) were determined from the peak C and A intensities. UPS data have been normalized to the XPS data at a coverage of 2.6 x 10<sup>15</sup> atoms-cm<sup>-2</sup>.

FIG. 3. 60 eV photoemission difference spectra of the 4f and valence-band region of carbon supported samarium clusters. Coverages are in atoms-cm<sup>-2</sup>, and the carbon background has been subtracted.

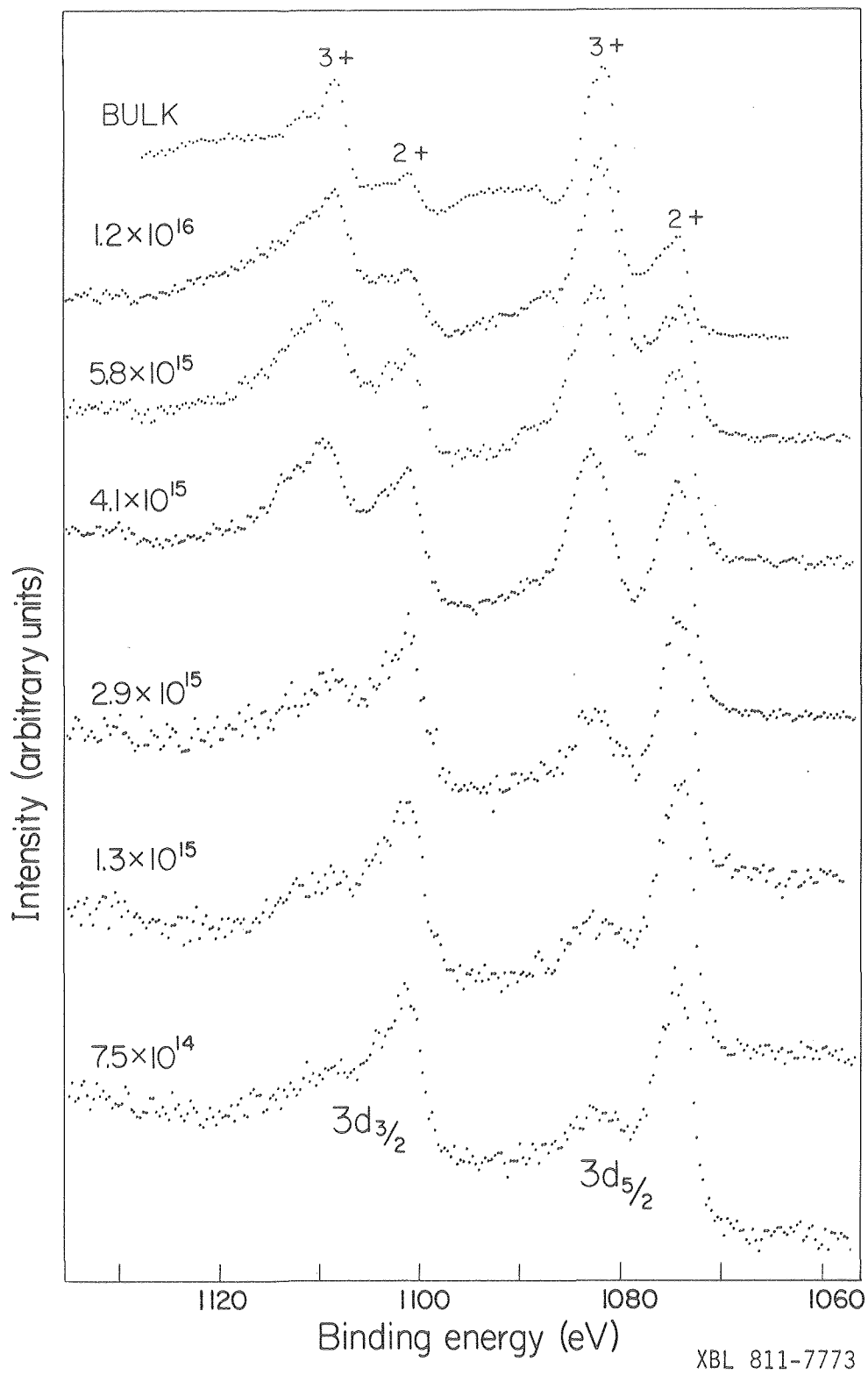


Figure 1

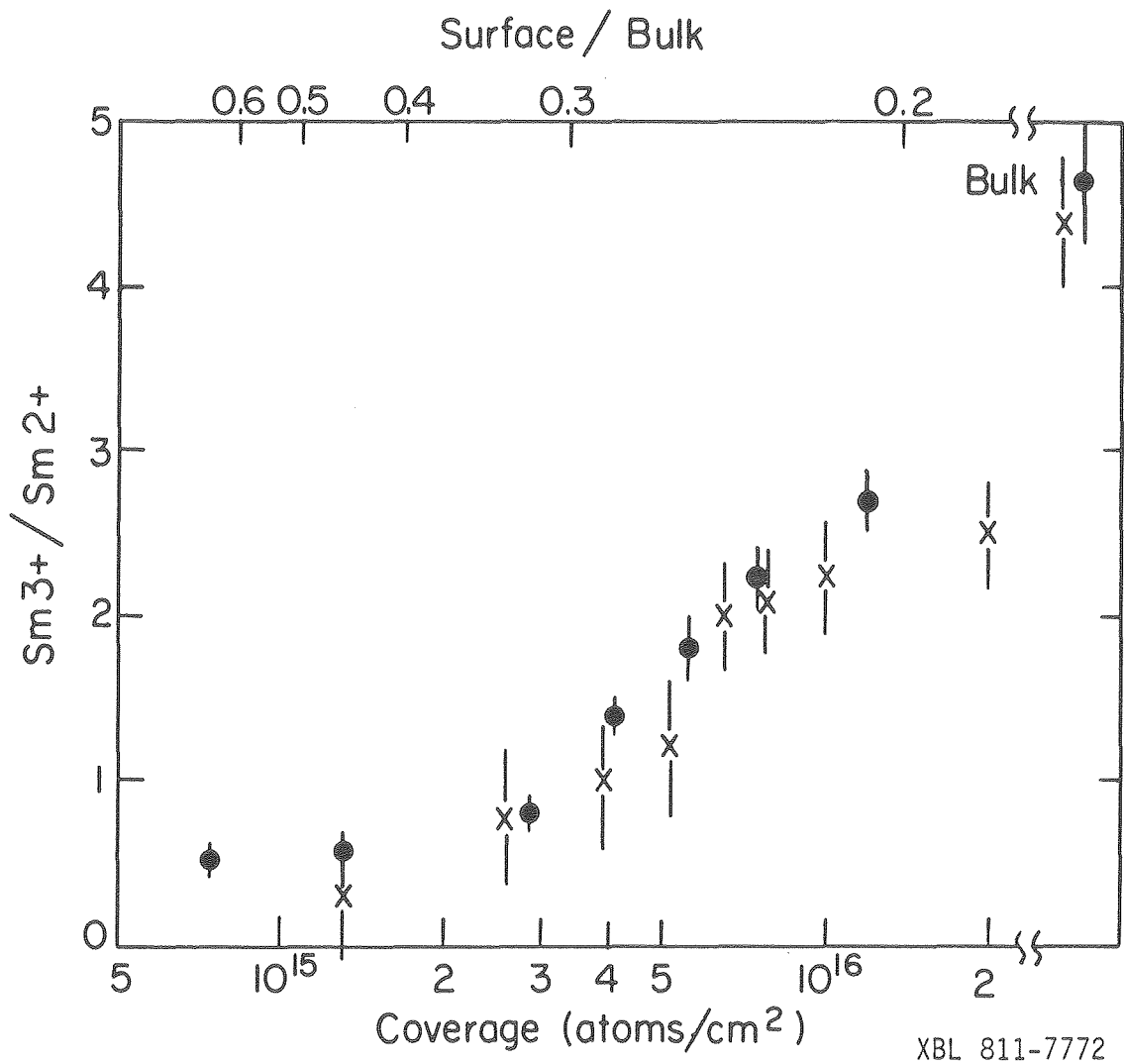
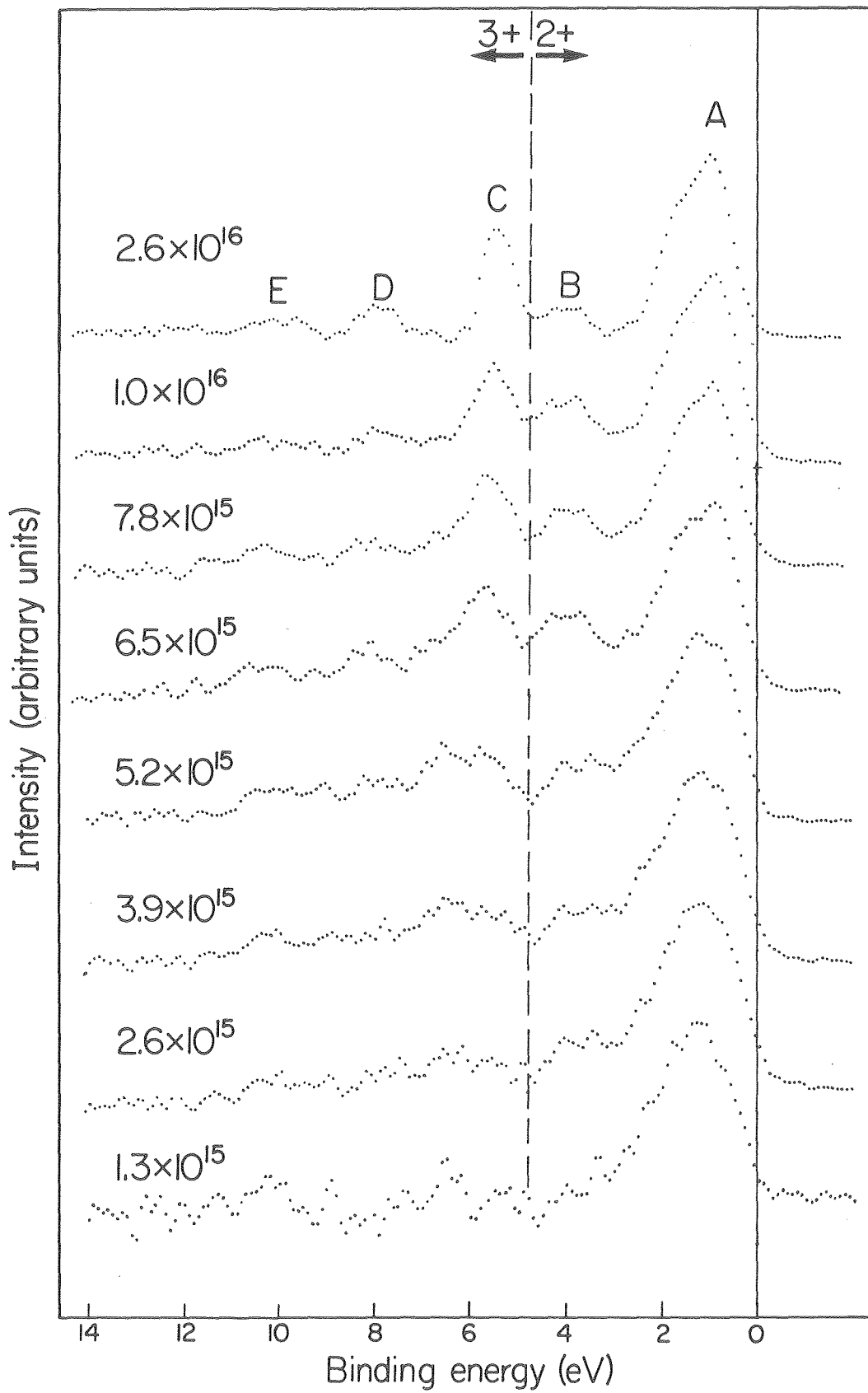


Figure 2



XBL 815-9592

Figure 3



