

Pattern of Global Spin Alignment of ϕ and K^{*0} mesons in Heavy-Ion Collisions

STAR Collaboration

Notwithstanding decades of progress since Yukawa first developed a description of the force between nucleons in terms of meson exchange ¹, a full understanding of the strong interaction remains a major challenge in modern science. One remaining difficulty arises from the non-perturbative nature of the strong force, which leads to the phenomenon of quark confinement at distances on the order of the size of the proton. Here we show that in relativistic heavy-ion collisions, where quarks and gluons are set free over an extended volume, two species of produced vector (spin-1) mesons, namely ϕ and K^{*0} , emerge with a surprising pattern of global spin alignment. In particular, the global spin alignment for ϕ is unexpectedly large, while that for K^{*0} is consistent with zero. The observed spin-alignment pattern and magnitude for the ϕ cannot be explained by conventional mechanisms, while a model with a connection to strong force fields²⁻⁶, i.e. an effective proxy description within the Standard Model and Quantum Chromodynamics, accommodates the current data. This connection, if fully established, will open a potential new avenue for studying the behaviour of strong force fields.

At the Relativistic Heavy Ion Collider (RHIC) at Brookhaven National Laboratory, heavy ions (e.g., gold nuclei) are accelerated up to 99.995% of the speed of light and collide from opposite directions. Due to the extreme conditions achieved, quarks and gluons are liberated for a brief time

($\sim 10^{-23}$ seconds), instead of being confined inside particles such as protons and neutrons by the strong force. The hot and dense state of matter formed in these collisions is called the quark gluon plasma (QGP) ⁷⁻¹⁰. These collisions offer an ideal environment for studying phenomena related to Quantum Chromodynamics, the theory of strong interaction among quarks and gluons.

In collisions that are not exactly head-on, the approach paths of the two nuclei are displaced by a distance called the impact parameter (b), generating a very large orbital angular momentum (OAM) in the system. Part of the OAM is transferred to the QGP in the form of fluid vorticity along the OAM direction which can polarize the spin of the particles through spin-orbit coupling, a phenomenon called global polarization ¹¹⁻¹⁶. According to the flavour-spin wave function, the polarization of the $\Lambda(\bar{\Lambda})$ hyperon is carried solely by the strange quark s (\bar{s}), indicating the global polarization of the s (\bar{s}) quark ¹⁷. The global polarization of $\Lambda(\bar{\Lambda})$ hyperons produced in heavy ion collisions has been studied through their decays by the STAR ¹⁸⁻²⁰, the ALICE ²¹, and the HADES ²² collaborations.

The global polarization of quarks influences production of vector mesons such as $\phi(1020)$ and $K^{*0}(892)$. Unlike $\Lambda(\bar{\Lambda})$ hyperons, which can undergo weak decay with parity violation, and where the products in the decay's rest frame are emitted preferentially in the spin direction, the polarization of vector mesons cannot be directly measured since they mainly decay through the strong interaction, in which parity is conserved. Nevertheless the spin state of a vector meson can be described by a 3×3 spin density matrix with unit trace ²³. The diagonal elements of this matrix, namely, ρ_{11} , ρ_{00} and ρ_{-1-1} , are probabilities for the spin component along a quantization axis to

take the values of 1, 0, and -1 respectively. The quantization axis is a chosen axis onto which the projection of angular momentum has well-defined quantum numbers. When the three spin states have equal probability to be occupied, all three elements are $1/3$ and there is no spin alignment. If $\rho_{00} \neq 1/3$, the probabilities of the three spin states along the quantization axis are different and there is a spin alignment. In the rest frame of a vector meson decaying to two particles, the angular distribution of one of the decay products can be written as

$$\frac{dN}{d(\cos\theta^*)} \propto (1 - \rho_{00}) + (3\rho_{00} - 1)\cos^2\theta^*, \quad (1)$$

where θ^* is the polar angle between the quantization axis and the momentum direction of that decay particle. By fitting the angular distribution of decay particles with the function above, one can infer the ρ_{00} value. For the study of global spin alignment, the quantization axis (\hat{n}) is chosen to be the direction of the OAM (\hat{L}), which is perpendicular to the reaction plane. The reaction plane is defined by the direction of the colliding nuclei (beam direction) and the impact parameter vector (\hat{b})²⁴. See Fig. 1 for a schematic view of the coordinate setup for measuring global spin alignment in heavy-ion collisions. ϕ mesons are identified via their decay $\phi \rightarrow K^+ + K^-$. The K^{*0} and \overline{K}^{*0} mesons are reconstructed via their decay $K^{*0}(\overline{K}^{*0}) \rightarrow K^+\pi^-(K^-\pi^+)$. Hereafter, K^{*0} refers to the combination of K^{*0} and \overline{K}^{*0} unless otherwise specified.

It is assumed^{2,12,25-27} that the global spin alignment of ϕ mesons can be produced by the coalescence of polarized s and \bar{s} quarks which can be caused by vortical flow or the local fluctuation of mean field (meson field). The conventional sources for the polarization of s and \bar{s} quarks include: the vortical flow^{25,28} in the QGP in collisions with non-zero impact parameter, the electromagnetic fields^{2,25} generated by the electric currents carried by the colliding nuclei, quark

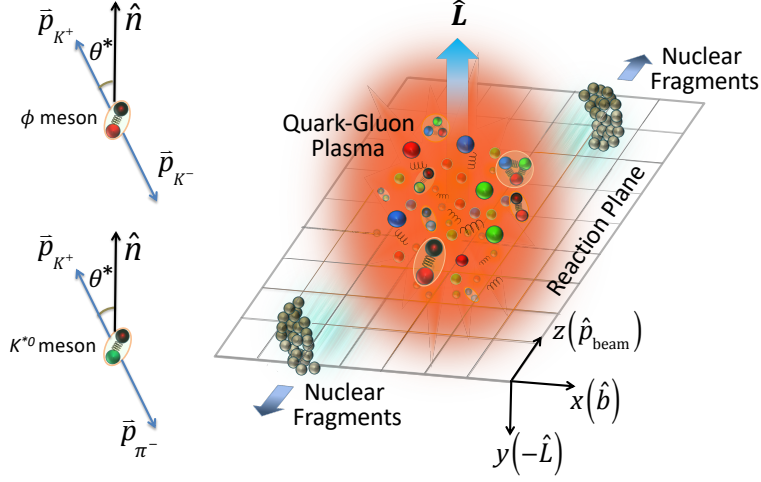


Figure 1: **A schematic view of the coordinate setup for measuring global spin alignment in**

heavy-ion collisions. Two nuclei collide and a tiny exploding QGP fireball, only a few fem-

tometers across, is formed in the middle. The direction of the orbital angular momentum (\hat{L}) is

perpendicular to the reaction plane defined by the incoming nuclei when $b \neq 0$. The symbol \vec{p}

represents the momentum vector of a particle. At the top-left corner, a ϕ meson, made of s and \bar{s}

quarks, is depicted separately as a particle decaying into a (K^+, K^-) pair. In this example, the

quantization axis (\hat{n}) for study of the ϕ meson's global spin alignment is set to be the same as \hat{L} .

θ^* is the polar angle between the quantization axis and the momentum direction of a particle in the

decay's rest frame. A similar depiction can be found for a K^{*0} meson at the bottom-left corner.

polarization along the direction of its momentum (helicity polarization) ²⁷, and the spin alignment

produced by fragmentation of polarized quarks ¹². Both the vorticity and electromagnetic fields

can be represented as relativistic, rank-2 tensors having “electric” (space-time) and “magnetic”

(space-space) components; each contributes to the quark polarization along the quantization axis

\hat{n} . For the Λ and $\bar{\Lambda}$ polarization in the rest frame, the only contribution is from the magnetic com-

ponents, in which the vorticity contribution dominates. STAR measurements of the polarization of Λ and $\bar{\Lambda}$ ^{18,19} indicate that the magnetic components of the vorticity and the electromagnetic field tensor in total give^{2,12,25} a negative contribution to ρ_{00} at the level of 10^{-5} . In addition, the local vorticity loop in the transverse plane²⁶, when acting together with coalescence²⁶, gives a negative contribution to global ρ_{00} . From a hydrodynamic simulation of the vorticity field in heavy-ion collisions, it is known² that the electric component of the vorticity tensor gives a contribution on the order of 10^{-4} . Simulation of the electromagnetic field in heavy-ion collisions indicates² that the electric field gives a contribution of order 10^{-5} . Fragmentation of polarized quarks contributes on the order of 10^{-5} , and the effect is mainly present in transverse momenta much larger than a few GeV/c.¹² Helicity polarization gives a negative contribution at all centralities²⁷. Locally fluctuating axial charge currents induced by possible local charge violation gives rise to the expectation²⁹ of $\rho_{00}(K^{*0}) < \rho_{00}(\phi) < 1/3$. The aforementioned, mostly conventional mechanisms make either positive or negative contributions to ϕ meson ρ_{00} , but none of them can produce a ρ_{00} that is larger than $1/3$ by more than a few times 10^{-4} . Recently a theoretical model was proposed based on the ϕ -meson vector field coupling to s and \bar{s} quarks²⁻⁶ analogous to the photon vector field coupled to electrically charged particles. In this mechanism, the observed global spin alignment is caused by the local fluctuation of the strong force field, and can cause deviations of ρ_{00} from $1/3$ larger than 10^{-4} .

In 2008, the STAR collaboration reported on a search for global spin alignment of $\phi(1020)$ and $K^{*0}(892)$ mesons for Au+Au collisions at a center-of-mass energy per nucleon pair of $\sqrt{s_{NN}} = 200$ GeV, with \hat{n} oriented along \hat{L} ³⁰. Due to limited statistics at that time, no significant result was

reported. In the present paper we report STAR's measurement of spin alignment for ϕ and K^{*0} vector mesons with much larger statistics and at lower collision energies.

The relevant features of STAR experiment used for the spin alignment measurements are depicted in Fig. 2. The two charged daughter particles leave ionization trails inside STAR's Time Projection Chamber (TPC) ³¹ with trajectories bent in the magnetic field, by which momentum information for charged particles can be reconstructed and the ionization energy loss (dE/dx) inside the gas of the TPC can be calculated. In addition, the time of flight information for particles can be obtained from the Time of Flight (TOF) detector ³², and, combining this with dE/dx measurements, the momentum and particle species for daughters can be determined. Figure 2 shows a three dimensional view of ϕ and K^{*0} mesons decaying into their corresponding daughters inside the TPC. More details on the measurement procedure can be found in section Methods.

Figure 3 shows ρ_{00} for ϕ and K^{*0} for Au+Au collisions at beam energies between $\sqrt{s_{NN}} = 11.5$ and 200 GeV. The centrality categorizes events based on the observed multiplicity of produced charge hadrons emitted from each collision, where 0% centrality corresponds to exactly head-on collisions, which produce the highest multiplicity, while 100% centrality corresponds to barely glancing collisions, which produce the lowest multiplicity. The STAR measurements presented in Fig. 3 are for centralities between 20% and 60%. The quantization axis (\hat{n}) is taken to be the normal to the 2nd-order event plane ²⁴ determined using TPC tracks. The 2nd-order event plane, with its orientation corresponding to the elliptic flow of produced hadrons, serves as a proxy for the reaction plane. The ϕ -meson results are presented for $1.2 < p_T < 5.4$ GeV/ c and $|y| < 1$.

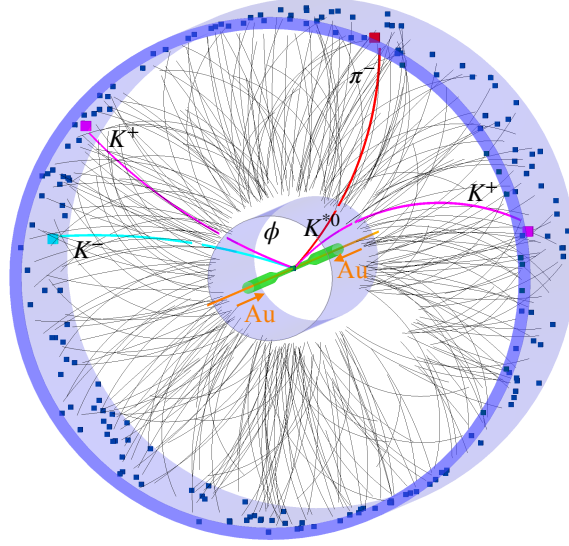


Figure 2: **Schematic display of a single Au+Au collision at $\sqrt{s_{NN}} = 27$ GeV in STAR detector.**

A three-dimensional rendering of the STAR TPC, surrounded by the TOF barrel shown as the outermost cylinder. The beam pipe is shown in green and inside it, gold ions travel in opposite directions along the beam axis (brown). Ions collide at the centre of the TPC, and trajectories (gray lines) as well as TOF hits (blue squares) from a typical collision are shown. Reconstructed trajectories of a (K^+, K^-) pair originating from a ϕ -meson decay, as well as a K^+ and π^- from a K^{*0} -meson decay, are shown as highlighted tracks.

p_T is the momentum in the plane transverse to the beam axis, and rapidity $y = \tanh^{-1} \beta_z$ with β_z being the component of velocity along the beam direction in units of the speed of light. ρ_{00} for ϕ -meson is significantly above 1/3 for collision energies of 62 GeV and below, indicating finite global spin alignment. The ρ_{00} for ϕ mesons, averaged over beam energies between 11.5 and 62 GeV is 0.3512 ± 0.0017 (stat.) ± 0.0017 (syst.). Taking the total uncertainty as the sum in quadrature of statistical and systematic uncertainties, our results indicate that the ϕ -meson ρ_{00} is

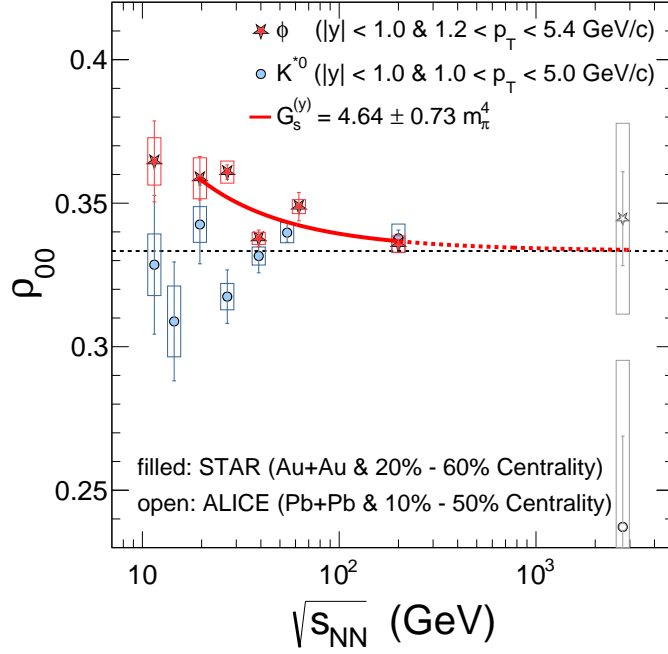


Figure 3: **Global spin alignment of ϕ and K^{*0} vector mesons in heavy-ion collisions.** The measured matrix element ρ_{00} as a function of beam energy for the ϕ and K^{*0} vector mesons within the indicated windows of centrality, transverse momentum (p_T) and rapidity (y). The open symbols indicate ALICE results³³ for Pb+Pb collisions at 2.76 TeV at p_T values of 2.0 and 1.4 GeV/c for the ϕ and K^{*0} mesons, respectively, corresponding to the p_T bin nearest to the mean p_T for the 1.0 – 5.0 GeV/c range assumed for each meson in the present analysis. The red solid curve is a fit to data in the range of $\sqrt{s_{NN}} = 19.6$ to 200 GeV, based on a theoretical calculation with a ϕ -meson field². Parameter sensitivity of ρ_{00} to the ϕ -meson field is shown in Ref.⁵. The red dashed line is an extension of the solid curve with the fitted parameter $G_s^{(y)}$. The black dashed line represents $\rho_{00} = 1/3$.

above 1/3 with a significance of 7.4σ .

The ρ_{00} for K^{*0} is shown for $1.0 < p_T < 5.0 \text{ GeV}/c$. We observe that ρ_{00} for K^{*0} is consistent with 1/3, in marked contrast to the results for ϕ . The ρ_{00} for K^{*0} , averaged over beam energies of 54.4 GeV and below is $0.3356 \pm 0.0034 \text{ (stat.)} \pm 0.0043 \text{ (syst.)}$. The complete set of results for p_T and centrality dependence for both vector mesons can be found in the Methods section. Measurements from the ALICE collaboration for Pb+Pb collisions at $\sqrt{s_{\text{NN}}} = 2.76 \text{ TeV}$ ³³, taken from the closest data points³³ to the mean p_T for the range of $1.0 < p_T < 5.0 \text{ GeV}/c$, are also shown for comparison in Fig. 3.

Intriguingly, p_T -averaged ϕ -meson data at intermediate centrality can be explained by the theoretical model invoking the ϕ -meson vector field²⁻⁶. This can be seen by fitting the data, as presented by the solid red line in Fig. 3. This model fit involves adjusting $G_s^{(y)}$ which represents³ the quadratic form of field strength tensors multiplied by the effective coupling constant (g_ϕ). In its specific form $G_s^{(y)} \equiv g_\phi^2 \left[3 \langle B_{\phi,y}^2 \rangle + \frac{\langle \mathbf{p}^2 \rangle_\phi}{m_s^2} \langle E_{\phi,y}^2 \rangle - \frac{3}{2} \langle B_{\phi,x}^2 + B_{\phi,z}^2 \rangle - \frac{\langle \mathbf{p}^2 \rangle_\phi}{2m_s^2} \langle E_{\phi,x}^2 + E_{\phi,z}^2 \rangle \right]$, where $E_{\phi,i}$ and $B_{\phi,i}$ are the i^{th} -component of the analogous electric and magnetic parts of the ϕ -meson field, respectively, and m_s is the s -quark mass and \mathbf{p} its momentum in the ϕ rest frame. The stronger deviation of ρ_{00} from 1/3 observed at lower energy is explained by $1/T_{\text{eff}}^2$ dependence originating in the theoretical description² from the polarization of quarks in the ϕ -meson field. Here T_{eff} is the effective temperature of the QGP fireball. This model can accommodate the large magnitude of ρ_{00} as seen in our measurement, and it also gives the correct collision-energy dependence. The p_T and centrality dependence of the large ρ_{00} signal is recently described by an improved version

of the model which is derived from relativistic spin Boltzmann equation ⁵.

The relationship of the ϕ meson to the ϕ -meson field is like that of the photon to the electromagnetic field. In analogy to the way in which the photon mediates the electromagnetic interaction, the ϕ meson can be regarded as a mediator of the nuclear interaction. The ϕ -meson field behaves like the electromagnetic field since both are vector fields, but the ϕ -meson field is one component of the short-distance (a few fm) strong force, while the electromagnetic field is a long-distance force. The ϕ -meson fields, along with other meson fields such as σ , π , ρ , ω , etc., are low-energy or intermediate-distance (of the order of nuclear radii) effective modes of $q\bar{q}$ ^{34,35}. These modes with the vacuum quantum number are in connection with modes of two gluon fields in Quantum Chromodynamics ³⁶. Just as an electric charge in motion can generate an electromagnetic field, the strange quarks s and \bar{s} in motion can produce an effective ϕ -meson field. The local difference between the currents of s and \bar{s} (net-strangeness current), which may occur because the s and \bar{s} have different momenta at a given space-time point, can generate an effective ϕ -meson field. Through its magnetic part, the vector meson field has been used to predict the difference between the polarization of Λ and $\bar{\Lambda}$ ³⁷. Similar to how an electric field can polarize a quark and anti-quark through spin-orbit couplings, the strong electric part of the ϕ -meson field can also polarize s and \bar{s} , leading to a positive contribution to ρ_{00} of the ϕ -meson (as a bound state of s and \bar{s}) but with much larger magnitude due to its strong interaction (a large coupling constant g_ϕ). Figure 3 shows that, while conventional explanations fall far short in accounting for the data, our experimental measurement in 20-60% centrality can be described well by this model, which invokes the ϕ -meson field, thus favoring the conclusion that the ϕ -meson field leads to the ϕ -meson global spin alignment.

The lifetime of K^{*0} is about 10 times shorter than the ϕ lifetime, corresponding to a mean proper decay length $c\tau \approx 4.1$ fm, making it susceptible to in-medium effects. The difference between the global spin alignment for K^{*0} and ϕ may be attributed to different in-medium interactions due to this difference in lifetime, a polarization transfer during the late stage of hadronic interactions³⁸, and a different response to the vector meson field². Similar to strange quarks (s and \bar{s}), light quarks can also be polarized by vorticity fields and vector meson fields. However, the vector fields that polarize light quarks, such as the ρ and ω fields, are distinct from the ϕ field that polarizes strange quarks. The contributions from vector meson fields to ρ_{00} for K^{*0} involve averages of products of different vector meson fields such as that from the ϕ (for the \bar{s}) and ρ (for the d). It is expected that the correlations between these two different, fluctuating vector meson fields for d and \bar{s} are much weaker than the correlations between the same fields for s and \bar{s} , causing the vector meson field contributions to ρ_{00} for K^{*0} to be negligible⁴. The above considerations may account for the insignificant deviation of ρ_{00} for K^{*0} from 1/3, as observed in experiments. A comprehensive and quantitative study of all these effects is needed to reveal the nature of such a significant difference between spin alignments of K^{*0} and ϕ . Our new data provides motivation for further theoretical developments in this direction.

Based on the fit to our data in Fig. 3 with the model in Ref.², we estimate the free parameter in the fit, $G_s^{(y)}$, to be $4.64 \pm 0.73 m_\pi^4$. This value of $G_s^{(y)}$ is compatible with the value of the average field squared times g_ϕ^2 used in the calculation of relativistic Spin Boltzmann equation⁵. The extracted value serves as only a rough estimate, as uncertainties and assumptions in Ref.² await further studies by the theoretical community. This is a qualitatively new class of measurement, and it

offers important guidance for future theoretical progress concerning the strong force field under extreme conditions.

Measurements of the global spin alignment of vector mesons provide new knowledge about the vector meson fields. The vector meson fields are an essential part of the nuclear force that binds nucleons inside atomic nuclei^{39,40} and are also pivotal in describing properties of nuclear structure and nuclear matter^{34,41}. The ρ_{00} for the ϕ meson has a desirable feature in that all contributions depend on squares of field amplitudes; it can be regarded as a field analyzer² which makes it possible to extract the imprint of the ϕ -meson field even if the field fluctuates strongly in space-time. Another important feature worthy of mention is that an essential contribution to the ϕ -meson ρ_{00} is from the term² $\sim \mathbf{S} \cdot (\mathbf{E}_\phi \times \mathbf{p})$, where \mathbf{E}_ϕ is the electric part of the ϕ -meson field induced by the local, net strangeness current density, and \mathbf{S} and \mathbf{p} are the spin and momentum of the strange (anti)quarks, respectively. Such a term is nothing but the quark version of the spin-orbit force which, at the nucleon level, plays a key role in the nuclear shell structure^{42,43}. Our measurements of a signal based on global spin alignment for vector mesons reveal a surprising pattern and a value for ϕ meson that is orders of magnitude larger than can be explained by conventional effects. This work provides a potential new avenue for understanding the strong interaction at work at the sub-nucleon level.

Methods

Data description This ϕ -meson ρ_{00} analysis is based on Au+Au collisions at $\sqrt{s_{NN}} = 11.5, 19.6, 27, 39, 62.4,$ and 200 GeV, with samples of 8, 19, 348, 117, 45, and 1560 million events, respectively. For K^{*0} mesons, the sample sizes are 12, 18, 36, 70, 130, 520, and 350 million events at $\sqrt{s_{NN}} = 11.5, 14.5, 19.6, 27, 39, 54.4,$ and 200 GeV, respectively. All data were taken using a minimum-bias trigger (MB). This trigger selects all particle-producing collisions regardless of the extent of overlap of the incident nuclei. To maximize the statistics and ensure uniform acceptance, a selection on the position of the reconstructed primary vertex along the beam axis (V_z) is made for each of the energies. In the case of the ϕ analysis, V_z is required to be within ± 30 cm of the centre of the STAR Time Projection Chamber ³¹ for $\sqrt{s_{NN}} = 200$ GeV, while the corresponding V_z windows are $\pm 40, 40, 70, 70,$ and 50 cm at beam energies of $62.4, 39, 27, 19.6,$ and 11.5 GeV, respectively. For K^{*0} , the V_z window is ± 50 cm at 39 GeV and below, and ± 30 cm at the remaining beam energies. Charged particles with pseudo-rapidities $|\eta| < 1.0$ are reconstructed using the TPC. For both analyses, the centrality definition is based on the raw charged particle multiplicity in the TPC within $|\eta| < 0.5$. The primary vertex position in the plane that is transverse to the direction of the colliding Au ion beams, V_r , is required to be within 2 cm of the peak of the reconstructed primary vertex position for all energies except 14.5 GeV. For 14.5 GeV the vertex is not centred at $(0, 0)$ in the x-y plane and slightly offset at $(0.0, -0.89)$ cm, and the $|V_r| (= \sqrt{V_x^2 + (V_y + 0.89)^2})$ is selected to be smaller than 1 cm to reject interactions with the beam pipe.

Reconstruction of event plane In this paper, we follow the same procedure as in STAR's previous study ³⁰, by using the 2nd-order event plane (EP) based on tracks in the TPC as a proxy for the event

reaction plane. ϕ and K^{*0} daughter candidates were excluded from the event plane determination, to avoid self-correlation between EP and those particles under study. In addition, results obtained using the 1st-order EP are presented in this section for the ϕ global spin alignment. The 1st-order EP is based on the Shower Maximum Detectors (SMD) of the Zero Degree Calorimeters (ZDC) ⁴⁴ for the $\sqrt{s_{NN}} = 62.4$ and 200 GeV data, and on the Beam-Beam Counter ^{45,46} for the lower energies.

In non-central collisions, a fraction of the initial angular momentum is carried away by spectator nucleons, and therefore the normal to the 1st-order EP can be more sensitive to the direction of the initial global angular momentum than that for the 2nd-order EP. On the other hand, the resolution of the 2nd-order EP, based on the TPC tracking, is better than that of the 1st-order EP, owing to the large multiplicity and elliptic flow ²⁴ within the TPC acceptance near middle rapidity. As discussed in Ref. ⁴⁷, when all corrections are taken into account, the two measurements should agree with each other to first-approximation, as demonstrated below. Uncertainties in the event plane resolution are negligible relative to the statistical and systematic uncertainties of the final results.

ϕ - and K^{*0} -meson yield extraction The distributions of ϕ and K^{*0} invariant mass are obtained for each p_T , centrality, and $\cos \theta^*$ bin. The corresponding combinatorial background for the ϕ meson is estimated by event mixing, i.e., creating K^+ , K^- pairs from tracks selected from different events with the same centrality, event plane angle bin, and primary vertex bin. For K^{*0} mesons, the background is estimated by rotating the momentum vector of one of the decay daughters by 180°. Both techniques can effectively break the correlation between pairs in real events, and the

results from the two techniques are consistent within $1.0 \sim 1.5\sigma$. Invariant mass yields are then obtained by subtracting the corresponding backgrounds. Small, residual backgrounds remain, due to particle misidentification for both techniques, and to non-resonance correlations for the rotation technique. The upper panels of Extended Data Fig. 1 show typical combinatorial background subtracted ϕ and K^{*0} invariant mass distributions integrated over $\cos\theta^*$. The extracted yield is fitted with a Breit-Wigner function for the signal, plus a second-order polynomial curve for the residual background. The lower panels of Extended Data Fig. 1 show examples of ϕ and K^{*0} yield as a function of $\cos\theta^*$. This yield, after correction for detection efficiency and acceptance at each p_T and centrality, is then used to extract ρ_{00} .

Corrections for finite EP resolution, efficiency, and acceptance

i) ϕ -meson ρ_{00} analysis Detector efficiency within the acceptance is corrected using the STAR Monte Carlo embedding method⁴⁸⁻⁵⁰. To account for finite EP resolution and finite acceptance in pseudo-rapidity (η)⁵¹, the observed $\cos\theta^*$ distribution is not fitted using Eq. 1 in the main text, but is instead described by the correction procedure derived in Ref.⁴⁷ wherein the data are fitted using

$$\left[\frac{dN}{d\cos\theta^*} \right]_{|\eta|} \propto \left(1 + \frac{B'F}{2} \right) + (A' + F) \cos^2\theta^* + \left(A'F - \frac{B'F}{2} \right) \cos^4\theta^*, \quad (1)$$

where

$$A' = \frac{A(1+3R)}{4+A(1-R)}, \quad B' = \frac{A(1-R)}{4+A(1-R)}, \quad (2)$$

and

$$A = \frac{3\rho_{00} - 1}{1 - \rho_{00}}, \quad (3)$$

and F is a factor that accounts for finite acceptance. Its value depends on p_T and η and is calculated using a simulation⁴⁷. The factor R accounts for finite EP resolution. For the 1st-order EP, it is $R_1 = \langle \cos 2(\Psi_r - \Psi_1) \rangle$, where Ψ_1 is the first order EP and Ψ_r is the true reaction plane. R_1 can be obtained following the usual procedure in flow analyses²⁴. For the 2nd-order EP, R is replaced by $R_{21} = \langle \cos 2(\Psi_1 - \Psi_2) \rangle / R_1$, where Ψ_2 is the 2nd-order EP. Extended Data Fig. 2 shows an example of such fitting. The fitting procedure has been repeated with different η acceptance cuts for the decay daughters, namely $|\eta| < 1$ and $|\eta| < 0.6$, and results after correction converge as expected, as seen in simulations⁴⁷. In this procedure, the corrections for detector efficiency and acceptance are applied separately. Doing it this way provides insight into the effect of acceptance alone, and the effect of acceptance can be taken into account with a high precision. In practice, this procedure has been verified to give results consistent with those from procedure ii) below. It is worth noting that, in simulation studies, we found that the decay topology dependent efficiency along with the elliptic flow (v_2)²⁴ of the parent meson can bias the ρ_{00} measurements. Such effects have been fully corrected with the procedure of efficiency correction, for both ϕ and K^{*0} .

ii) K^{*0} ρ_{00} **analysis** The detector acceptance and efficiency are calculated using the STAR Monte Carlo embedding method^{48–50}. In this process, a small additional fraction of K^{*0} mesons (5%) is generated with a uniform distribution in the rapidity range $[-1, 1]$, transverse momentum range $[0, 10 \text{ GeV}/c]$, and azimuthal angle range $[0, 2\pi]$, and then passed through the STAR detector simulation in GEANT3⁵². The number of K^{*0} mesons reconstructed after passing through the detector simulation and through the same set of track selections as used in real data, compared to the input number of K^{*0} within the same rapidity interval, gives the reconstruction efficiency

\times acceptance (ϵ_{rec}). The yield, after the correction for reconstruction efficiency \times acceptance, is fitted with

$$\frac{dN}{d(\cos \theta^*)} \propto (1 - \rho_{00}^{\text{obs}}) + (3\rho_{00}^{\text{obs}} - 1) \cos^2 \theta^* \quad (4)$$

to extract ρ_{00}^{obs} , where "obs" stands for "observed". Extended Data Fig. 3 shows an example of such fitting. The ρ_{00}^{obs} is then corrected for finite EP resolution (R), following the procedure laid out in Ref ⁴⁷, to obtain the final ρ_{00} ,

$$\rho_{00} - \frac{1}{3} = \frac{4}{1 + 3R} (\rho_{00}^{\text{obs}} - \frac{1}{3}). \quad (5)$$

The stability of the embedding correction is validated by repeating the analysis with the procedure in i), and both procedures give consistent results.

Consistency check using the 1st-order event plane In Extended Data Fig. 4, the ρ_{00} of ϕ mesons at $p_T > 1.2$ GeV/ c is presented for Au+Au collisions at $\sqrt{s_{NN}} = 11.5, 19.6, 27, 39, 62.4,$ and 200 GeV. For $1.2 < p_T < 5.4$ GeV/ c , ρ_{00} averaged over energies of 62.4 GeV and below is 0.3565 ± 0.0037 (stat.) ± 0.0042 (syst.) for the 1st-order EP, and 0.3512 ± 0.0017 (stat.) ± 0.0017 (syst.) for the 2nd-order EP. The former has a larger error than the latter, due to its lower EP resolution. Taking the total uncertainty as the quadrature sum of statistical and systematic errors, the two measurements are consistent with each other within $\sim 2\sigma$. Both measurements indicate strong global spin alignment with a 4.2σ (1st-order EP) and 7.4σ (2nd-order EP) significance. For K^{*0} , the 1st-order EP result is not presented since the statistical errors are too large due to the lower 1st-order EP resolution.

Self-consistency check with randomly oriented \hat{L} As a self-consistency check for the procedure, we also repeated both analyses with the \hat{L} direction randomly oriented in space, for which any global spin alignment would be eliminated and ρ_{00} should be 1/3. Our exercise with randomly oriented \hat{L} gives 0.3378 ± 0.0016 (stat.) ± 0.0010 (syst.) for the ϕ meson and 0.3369 ± 0.0086 (stat.) ± 0.0053 (syst.) for K^{*0} (averaged over beam energies of 62.4 GeV and below).

Global spin alignment in the in-plane direction Extended Data Fig. 5 shows ρ_{00} for ϕ with two choices of quantization axes that are perpendicular to each other, namely, \hat{L} and \hat{b} , corresponding to the out-of-plane and in-plane directions, respectively. \hat{L} is the usual choice of quantization axis and is used everywhere else in this paper. Note that although the direction of \hat{b} is rotated 90° about the beam axis relative to \hat{L} in the ideal case, the θ^* angles obtained with \hat{b} and \hat{L} do not differ by 90° in general. Thus their ρ_{00} cannot be mapped to each other by a trivial relationship. The plot shows that ρ_{00} in the out-of-plane direction is considerably larger than in the in-plane direction, which can be attributed to the effect of elliptic flow ⁵.

Transverse momentum dependence Extended Data Fig. 6 and Fig. 7 show ρ_{00} as a function of transverse momentum for ϕ and K^{*0} , respectively. At low transverse momentum ($150 < p_T < 400$ MeV/c) the TPC tracking efficiency rises steeply with increasing p_T , and consequently, there is a bias against a daughter kaon pairing with another kaon from the adjacent phase space. This constraint in forming pairs introduces a significant artificial ϕ -meson ρ_{00} at relatively low p_T that is difficult to correct. For that reason, ρ_{00} for ϕ mesons is presented for $p_T > 1.2$ GeV/c only, where the aforementioned effect diminishes and measurements are reliable, as confirmed by simulation studies. For a similar reason, ρ_{00} for K^{*0} is shown for $p_T > 1.0$ GeV/c only. For all energies

considered, we see that the departure of ρ_{00} from $1/3$ for the ϕ meson occurs mainly at p_T within $\sim 1.0 - 2.4$ GeV/ c , and at larger p_T the result can be regarded as being consistent with $1/3$ within $\sim 2\sigma$ or less. The measurement of energy and centrality dependence shown in this paper were obtained by averaging $\rho_{00}(p_T)$ discussed in this subsection for the corresponding centrality and p_T range with $1/(\text{stat. error})^2$ as weight. We compared the ρ_{00} value for ϕ meson at 27 GeV (our best statistical data point) to the yield weighted average and the difference is negligible.

Centrality dependence Extended Data Fig. 8 shows ρ_{00} as a function of centrality at selected energies, for ϕ (upper panels) and K^{*0} (lower panels). The p_T range for taking the average value for ϕ is $1.2 < p_T < 5.4$ GeV/ c and for K^{*0} is $1.0 < p_T < 5.0$ GeV/ c . At high energies (62.4 GeV and above for ϕ mesons, 39 GeV and above for K^{*0}), ρ_{00} in central collisions tends to be less than $1/3$. This might be caused by transverse local spin alignment²⁶ and/or a contribution from the helicity polarization of quarks²⁷ which tend to reduce ρ_{00} . This reduction in central collisions is further examined by plotting ρ_{00} as a function of energy for central collisions, as shown in Extended Data Fig. 9. We see that the ρ_{00} of ϕ mesons for 0-20% central collisions decreases with increasing energy, and deviates below $1/3$ with marginal significance at $\sqrt{s_{\text{NN}}} = 200$ GeV. The p_T and centrality dependence of the large ρ_{00} signal is recently described by an improved version of the model with ϕ -meson field⁵. In this updated work, instead of considering a static meson, the global spin alignment is first derived from spin Boltzmann Equation in ϕ -meson's rest frame, and then transformed into laboratory frame with known momentum.

Global and local spin alignment In heavy ion collisions, the global spin alignment for a collision system can show up in local spin alignments also. It is the same phenomenon, but viewed from

different frames. For example, the relation between global ρ_{00} and production plane $\rho_{00}\{\text{PP}\}$ is given ³³ by $\rho_{00}\{\text{PP}\} - \frac{1}{3} = (\rho_{00} - \frac{1}{3})\frac{1+3v_2}{4}$. Here the production plane is the plane defined by the beam and vector meson's momentum direction, and the $\rho_{00}\{\text{PP}\}$ is measured with the normal to the production plane as the quantization axis. Another popular choice of local frame is the helicity frame, in which vector meson's momentum direction is taken as the quantization axis. An analytical relation between global ρ_{00} and the helicity frame ρ_{00} does not exist, but based on our simulation for the same kinematic range, typical values of ρ_{00} in the helicity frame (in between 0.2 and 0.6 ⁵³) will result in the global ρ_{00} deviating from 1/3 by only ~ 0.001 and ~ 0.01 for ϕ and K^{*0} mesons, respectively, which are either negligible or very small when compared to the $(\rho_{00} - 1/3)$ observations presented in this work. In a recent work, it is argued that the gradient of the radial flow along the beam axis can generate transverse vorticity loops at finite rapidity, and cause the transverse local spin alignment ²⁶. This effect can give a negative contribution to the global spin alignment of vector mesons, and is more prominent and clearly evident in central collisions. This can be part of the reason why at top RHIC energies, we observe that the central value of ρ_{00} is below 1/3.

The result with \hat{L} boosted into vector meson's rest frame In the study of the hyperon global polarization or the vector meson global spin alignment, it is a convention to take \hat{L} in the laboratory frame as the quantization axis. We follow that convention in this paper. An alternative choice of the quantization axis is the direction of \hat{L} after being boosted into particle's rest frame ⁵⁴. We estimated that for our ρ_{00} value that is averaged over beam energies of 62.4 GeV and below, the difference between the results with and without boosting \hat{L} into rest frame is on the order of 10^{-3} .

Taking the average value of 62.4 GeV and below For both ϕ and K^{*0} , the averaged ρ_{00} value of 62.4 GeV and below is obtained by taking the average with $1/(\text{stat. error})^2$ as weight for each energy.

Systematic error For each beam energy, sources of systematic uncertainty can be categorized as i) quality selections at the event and track level, ii) particle identification cuts, iii) several invariant mass fitting ranges and residual background functions (first- and second-order polynomials) for signal extraction, iv) histogram bin counting vs. functional integration for yield extraction, v) different efficiency evaluation methods. After repeating the analysis with reasonable variations of quality selections or analysis procedures and obtaining the corresponding values, systematic errors from each individual source are calculated as $(\text{maximum value} - \text{minimum value})/\sqrt{12}$, assuming uniform probability distributions between the maximum and minimum values. The final systematic errors are the quadrature sum of the systematic errors from the various sources. The averaged ρ_{00} over beam energies of 62.4 GeV and below is calculated for each variation. The systematic errors for averaged ρ_{00} are evaluated with the same procedure as described above. Contributions of each systematic uncertainty for the averaged ρ_{00} are listed in extended data Tables 1 and 2, for ϕ and K^{*0} respectively.

1. Hideki Yukawa. On the Interaction of Elementary Particles I. *Proc. Phys. Math. Soc. Jap.*, 17:48–57, 1935.
2. Xin-Li Sheng, Lucia Oliva, and Qun Wang. What can we learn from the global spin alignment of ϕ mesons in heavy-ion collisions? *Phys. Rev. D*, 101(9):096005, 2020.

3. Xin-Li Sheng, Lucia Oliva, and Qun Wang. Erratum: What can we learn from the global spin alignment of ϕ mesons in heavy-ion collisions? [phys. rev. d 101, 096005 (2020)]. *Phys. Rev. D*, 105:099903, May 2022.
4. Xin-Li Sheng, Qun Wang, and Xin-Nian Wang. Improved quark coalescence model for spin alignment and polarization of hadrons. *Phys. Rev. D*, 102(5):056013, 2020.
5. Xin-Li Sheng, Lucia Oliva, Zuo-Tang Liang, Qun Wang, and Xin-Nian Wang. Spin alignment of vector mesons in heavy-ion collisions. 5 2022.
6. Xin-Li Sheng, Lucia Oliva, Zuo-Tang Liang, Qun Wang, and Xin-Nian Wang. Relativistic spin dynamics for vector mesons. 6 2022.
7. I. Arsene et al. Quark gluon plasma and color glass condensate at RHIC? The Perspective from the BRAHMS experiment. *Nucl. Phys.*, A757:1–27, 2005.
8. B. B. Back et al. The PHOBOS perspective on discoveries at RHIC. *Nucl. Phys.*, A757:28–101, 2005.
9. John Adams et al. Experimental and theoretical challenges in the search for the quark gluon plasma: The STAR Collaboration’s critical assessment of the evidence from RHIC collisions. *Nucl. Phys.*, A757:102–183, 2005.
10. K. Adcox et al. Formation of dense partonic matter in relativistic nucleus-nucleus collisions at RHIC: Experimental evaluation by the PHENIX collaboration. *Nucl. Phys.*, A757:184–283, 2005.

11. Zuo-Tang Liang and Xin-Nian Wang. Globally polarized quark-gluon plasma in non-central A+A collisions. *Phys. Rev. Lett.*, 94:102301, 2005. [Erratum: *Phys. Rev. Lett.*96,039901(2006)].
12. Zuo-Tang Liang and Xin-Nian Wang. Spin alignment of vector mesons in non-central A+A collisions. *Phys. Lett. B*, 629:20–26, 2005.
13. Sergei A. Voloshin. Polarized secondary particles in unpolarized high energy hadron-hadron collisions? 2004.
14. Barbara Betz, Miklos Gyulassy, and Giorgio Torrieri. Polarization probes of vorticity in heavy ion collisions. *Phys. Rev. C*, 76:044901, 2007.
15. F. Becattini, F. Piccinini, and J. Rizzo. Angular momentum conservation in heavy ion collisions at very high energy. *Phys. Rev. C*, 77:024906, 2008.
16. Jian-Hua Gao, Shou-Wan Chen, Wei-tian Deng, Zuo-Tang Liang, Qun Wang, and Xin-Nian Wang. Global quark polarization in non-central A+A collisions. *Phys. Rev. C*, 77:044902, 2008.
17. F. E. Close. *An Introduction to Quarks and Partons*. Academic Press Inc. (London) 1979, 481p, 1979.
18. L. Adamczyk et al. Global Λ hyperon polarization in nuclear collisions: evidence for the most vortical fluid. *Nature*, 548:62–65, 2017.

19. Jaroslav Adam et al. Global polarization of Λ hyperons in Au+Au collisions at $\sqrt{s_{NN}} = 200$ GeV. *Phys. Rev. C*, 98:014910, 2018.
20. M. S. Abdallah et al. Global Λ -hyperon polarization in Au+Au collisions at $\sqrt{s_{NN}}=3$ GeV. *Phys. Rev. C*, 104(6):L061901, 2021.
21. Shreyasi Acharya et al. Global polarization of Λ and $\bar{\Lambda}$ hyperons in Pb-Pb collisions at $\sqrt{s_{NN}} = 2.76$ and 5.02 TeV. *Phys. Rev. C*, 101(4):044611, 2020.
22. Frédéric Julian Kornas. Systematics in the global polarization measurements of Λ hyperons with HADES at SIS18. *EPJ Web Conf.*, 259:11016, 2022.
23. K. Schilling, P. Seyboth, and Guenter E. Wolf. On the Analysis of Vector Meson Production by Polarized Photons. *Nucl. Phys.*, B15:397–412, 1970. [Erratum: *Nucl. Phys.*B18,332(1970)].
24. Arthur M. Poskanzer and S. A. Voloshin. Methods for analyzing anisotropic flow in relativistic nuclear collisions. *Phys. Rev. C*, 58:1671–1678, 1998.
25. Yang-Guang Yang, Ren-Hong Fang, Qun Wang, and Xin-Nian Wang. Quark coalescence model for polarized vector mesons and baryons. *Phys. Rev. C*, 97(3):034917, 2018.
26. Xiao-Liang Xia, Hui Li, Xu-Guang Huang, and Huan Zhong Huang. Local spin alignment of vector mesons in relativistic heavy-ion collisions. *Phys. Lett. B*, 817:136325, 2021.
27. Jian-Hua Gao. Helicity polarization in relativistic heavy ion collisions. *Phys. Rev. D*, 104(7):076016, 2021.

28. F. Becattini, L. Csernai, and D. J. Wang. Λ polarization in peripheral heavy ion collisions. *Phys. Rev. C*, 88(3):034905, 2013. [Erratum: *Phys.Rev.C* 93, 069901 (2016)].
29. Berndt Müller and Di-Lun Yang. Anomalous spin polarization from turbulent color fields. *Phys. Rev. D*, 105(1):L011901, 2022.
30. B. I. Abelev et al. Spin alignment measurements of the $K^{*0}(892)$ and $\phi(1020)$ vector mesons in heavy ion collisions at $\sqrt{s_{NN}} = 200$ GeV. *Phys. Rev. C*, 77:061902, 2008.
31. M. Anderson et al. The STAR time projection chamber: A Unique tool for studying high multiplicity events at RHIC. *Nucl. Instrum. Meth.*, A499:659–678, 2003.
32. W. J. Llope. Multigap RPCs in the STAR experiment at RHIC. *Nucl. Instrum. Meth.*, A661:S110–S113, 2012.
33. Shreyasi Acharya et al. Evidence of Spin-Orbital Angular Momentum Interactions in Relativistic Heavy-Ion Collisions. *Phys. Rev. Lett.*, 125:012301, 2020.
34. Brian D. Serot and John Dirk Walecka. The Relativistic Nuclear Many Body Problem. *Adv. Nucl. Phys.*, 16:1–327, 1986.
35. J. Gasser and H. Leutwyler. Chiral Perturbation Theory to One Loop. *Annals Phys.*, 158:142, 1984.
36. Mikhail A. Shifman, A. I. Vainshtein, and Valentin I. Zakharov. Remarks on Higgs Boson Interactions with Nucleons. *Phys. Lett. B*, 78:443–446, 1978.

37. L. P. Csernai, J. I. Kapusta, and T. Welle. Λ and $\bar{\Lambda}$ spin interaction with meson fields generated by the baryon current in high energy nuclear collisions. *Phys. Rev. C*, 99(2):021901, 2019.
38. I. Karpenko and F. Becattini. Study of Λ polarization in relativistic nuclear collisions at $\sqrt{s_{NN}} = 7.7 - 200$ GeV. *Eur. Phys. J. C*, 77(4):213, 2017.
39. R. Bryan and B. L. Scott. Nucleon-nucleon scattering from one-boson-exchange potentials. iii. s waves included. *Phys. Rev.*, 177:1435–1442, 1969.
40. M. M. Nagels, T. A. Rijken, and J. J. de Swart. A Low-Energy Nucleon-Nucleon Potential from Regge Pole Theory. *Phys. Rev. D*, 17:768, 1978.
41. J. D. Walecka. A Theory of highly condensed matter. *Annals Phys.*, 83:491–529, 1974.
42. Mayer Maria Goeppert. On closed shells in nuclei. II. *Phys. Rev.*, 75:1969–1970, 1949.
43. Otto Haxel, J. Hans D. Jensen, and Hans E. Suess. On the "Magic Numbers" in Nuclear Structure. *Phys. Rev.*, 75(11):1766–1766, 1949.
44. Clemens Adler, Alexei Denisov, Edmundo Garcia, Michael J. Murray, Herbert Strobele, and Sebastian N. White. The RHIC zero degree calorimeter. *Nucl. Instrum. Meth.*, A470:488–499, 2001.
45. C. A. Whitten. The beam-beam counter: A local polarimeter at STAR. *AIP Conf. Proc.*, 980(1):390–396, 2008.
46. C. E. Allgower et al. The STAR endcap electromagnetic calorimeter. *Nucl. Instrum. Meth.*, A499:740–750, 2003.

47. A. H. Tang, B. Tu, and C. S. Zhou. Practical considerations for measuring global spin alignment of vector mesons in relativistic heavy ion collisions. *Phys. Rev. C*, 98(4):044907, 2018.
48. B.I. Abelev et al. Identified particle production, azimuthal anisotropy, and interferometry measurements in Au+Au collisions at $\sqrt{s_{NN}} = 9.2$ GeV. *Phys. Rev. C*, 81:024911, 2010.
49. J. Adams et al. $K^{*0}(892)$ resonance production in Au+Au and p+p collisions at $\sqrt{s_{NN}} = 200$ GeV at STAR. *Phys. Rev. C*, 71:064902, 2005.
50. M.M. Aggarwal et al. K^{*0} production in Cu+Cu and Au+Au collisions at $\sqrt{s_{NN}} = 62.4$ GeV and 200 GeV. *Phys. Rev. C*, 84:034909, 2011.
51. Shaowei Lan, Zi-Wei Lin, Shusu Shi, and Xu Sun. Effects of finite coverage on global polarization observables in heavy ion collisions. *Phys. Lett.*, B780:319–324, 2018.
52. V. Fine and P. Nevski. OO model of STAR detector for simulation, visualisation and reconstruction. In *11th International Conference on Computing in High-Energy and Nuclear Physics*, pages 143–146, 2 2000.
53. Kai-Bao Chen, Zuo-Tang Liang, Yu-Kun Song, and Shu-Yi Wei. Spin alignment of vector mesons in high energy pp collisions. *Phys. Rev. D*, 102:034001, 8 2020.
54. Wojciech Florkowski and Radoslaw Ryblewski. Interpretation of Λ spin polarization measurements. *Phys. Rev. C*, 106(2):024905, 2022.

Data availability All raw data for this study were collected using the STAR detector at Brookhaven National Laboratory, and are not available to the public. Derived data supporting the findings of this

study are publicly available in the HEPdata repository (<https://www.hepdata.net/record/129067>) or from the corresponding author upon request.

Code availability Codes to process raw data collected by the STAR detector and codes to analyze the produced data are not available to the public.

Acknowledgments: We thank the RHIC Operations Group and RCF at BNL, the NERSC Center at LBNL, and the Open Science Grid consortium for providing resources and support. This work was supported in part by the Office of Nuclear Physics within the U.S. DOE Office of Science, the U.S. National Science Foundation, National Natural Science Foundation of China, Chinese Academy of Science, the Ministry of Science and Technology of China and the Chinese Ministry of Education, the Higher Education Sprout Project by Ministry of Education at NCKU, the National Research Foundation of Korea, Czech Science Foundation and Ministry of Education, Youth and Sports of the Czech Republic, Hungarian National Research, Development and Innovation Office, New National Excellency Programme of the Hungarian Ministry of Human Capacities, Department of Atomic Energy and Department of Science and Technology of the Government of India, the National Science Centre of Poland, the Ministry of Science, Education and Sports of the Republic of Croatia, German Bundesministerium für Bildung, Wissenschaft, Forschung and Technologie (BMBF), Helmholtz Association, Ministry of Education, Culture, Sports, Science, and Technology (MEXT) and Japan Society for the Promotion of Science (JSPS).

Author Contribution: All authors contributed extensively.

Competing interests: The authors declare no competing interests.

Authors: M. S. Abdallah⁵, B. E. Aboona⁵⁷, J. Adam⁷, L. Adamczyk², J. R. Adams⁴¹, J. K. Adkins³², G. Agakishiev³⁰, I. Aggarwal⁴³, M. M. Aggarwal⁴³, Z. Ahammed⁶³, A. Aitbaev³⁰, I. Alekseev^{3,37}, D. M. Anderson⁵⁷, A. Aparin³⁰, E. C. Aschenauer⁷, M. U. Ashraf¹³, F. G. Atetalla³¹, G. S. Averichev³⁰, V. Bairathi⁵⁵, W. Baker¹², J. G. Ball Cap²², K. Barish¹², A. Behera⁵⁴, R. Bellwied²², P. Bhagat²⁹, A. Bhasin²⁹, J. Bielcik¹⁶, J. Bielcikova⁴⁰, I. G. Bordyuzhin³, J. D. Brandenburg⁷, A. V. Brandin³⁷, X. Z. Cai⁵², H. Caines⁶⁶, M. Calderón de la Barca Sánchez¹⁰, D. Cebra¹⁰, I. Chakaberia³³, P. Chaloupka¹⁶, B. K. Chan¹¹, F-H. Chang³⁹, Z. Chang⁷, A. Chatterjee⁶⁴, S. Chattopadhyay⁶³, D. Chen¹², J. Chen⁵¹, J. H. Chen²⁰, X. Chen⁴⁹, Z. Chen⁵¹, J. Cheng⁵⁹, S. Choudhury²⁰, W. Christie⁷, X. Chu⁷, H. J. Crawford⁹, M. Csanád¹⁸, M. Daugherty¹, T. G. Dedovich³⁰, I. M. Deppner²¹, A. A. Derevschikov⁴⁴, A. Dhamija⁴³, L. Di Carlo⁶⁵, L. Didenko⁷, P. Dixit²⁴, X. Dong³³, J. L. Drachenberg¹, E. Duckworth³¹, J. C. Dunlop⁷, J. Engelage⁹, G. Eppley⁴⁶, S. Esumi⁶⁰, O. Evdokimov¹⁴, A. Ewigleben³⁴, O. Eyser⁷, R. Fatemi³², F. M. Fawzi⁵, S. Fazio⁸, C. J. Feng³⁹, Y. Feng⁴⁵, E. Finch⁵³, Y. Fisyak⁷, A. Francisco⁶⁶, C. Fu¹³, C. A. Gagliardi⁵⁷, T. Galatyuk¹⁷, F. Geurts⁴⁶, N. Ghimire⁵⁶, A. Gibson⁶², K. Gopal²⁵, X. Gou⁵¹, D. Grosnick⁶², A. Gupta²⁹, W. Guryn⁷, A. Hamed⁵, Y. Han⁴⁶, S. Harabasz¹⁷, M. D. Harasty¹⁰, J. W. Harris⁶⁶, H. Harrison³², S. He¹³, W. He²⁰, X. H. He²⁸, Y. He⁵¹, S. Heppelmann¹⁰, N. Herrmann²¹, E. Hoffman²², L. Holub¹⁶, C. Hu²⁸, Q. Hu²⁸, Y. Hu²⁰, H. Huang³⁹, H. Z. Huang¹¹, S. L. Huang⁵⁴, T. Huang³⁹, X. Huang⁵⁹, Y. Huang⁵⁹, T. J. Humanic⁴¹, D. Isenhower¹, M. Isshiki⁶⁰, W. W. Jacobs²⁷, C. Jena²⁵, A. Jentsch⁷, Y. Ji³³, J. Jia^{7,54}, K. Jiang⁴⁹, X. Ju⁴⁹, E. G. Judd⁹, S. Kabana⁵⁵, M. L. Kabir¹², S. Kagamaster³⁴, D. Kalinkin^{27,7}, K. Kang⁵⁹, D. Kapukchyan¹², K. Kauder⁷, H. W. Ke⁷, D. Keane³¹, A. Kechechyan³⁰, M. Kelsey⁶⁵, D. P. Kikoła⁶⁴, B. Kimelman¹⁰, D. Kincses¹⁸, I. Kisel¹⁹, A. Kiselev⁷,

A. G. Knospe³⁴, H. S. Ko³³, L. Kochenda³⁷, A. Korobitsin³⁰, L. K. Kosarzewski¹⁶, L. Kramarik¹⁶, P. Kravtsov³⁷, L. Kumar⁴³, S. Kumar²⁸, R. Kunnawalkam Elayavalli⁶⁶, J. H. Kwasizur²⁷, R. Lacey⁵⁴, S. Lan¹³, J. M. Landgraf⁷, J. Lauret⁷, A. Lebedev⁷, R. Lednicky³⁰, J. H. Lee⁷, Y. H. Leung³³, N. Lewis⁷, C. Li⁵¹, C. Li⁴⁹, W. Li⁴⁶, X. Li⁴⁹, Y. Li⁵⁹, X. Liang¹², Y. Liang³¹, R. Licenik⁴⁰, T. Lin⁵¹, Y. Lin¹³, M. A. Lisa⁴¹, F. Liu¹³, H. Liu²⁷, H. Liu¹³, P. Liu⁵⁴, T. Liu⁶⁶, X. Liu⁴¹, Y. Liu⁵⁷, Z. Liu⁴⁹, T. Ljubicic⁷, W. J. Llope⁶⁵, R. S. Longacre⁷, E. Loyd¹², T. Lu²⁸, N. S. Lukow⁵⁶, X. F. Luo¹³, L. Ma²⁰, R. Ma⁷, Y. G. Ma²⁰, N. Magdy¹⁴, D. Mallick³⁸, S. L. Manukhov³⁰, S. Margetis³¹, C. Markert⁵⁸, H. S. Matis³³, J. A. Mazer⁴⁷, N. G. Minaev⁴⁴, S. Mioduszewski⁵⁷, B. Mohanty³⁸, M. M. Mondal⁵⁴, I. Mooney⁶⁵, D. A. Morozov⁴⁴, A. Mukherjee¹⁸, M. Nagy¹⁸, J. D. Nam⁵⁶, Md. Nasim²⁴, K. Nayak¹³, D. Neff¹¹, J. M. Nelson⁹, D. B. Nemes⁶⁶, M. Nie⁵¹, G. Nigmatkulov³⁷, T. Niida⁶⁰, R. Nishitani⁶⁰, L. V. Nogach⁴⁴, T. Nonaka⁶⁰, A. S. Nunes⁷, G. Odyniec³³, A. Ogawa⁷, S. Oh³³, V. A. Okorokov³⁷, K. Okubo⁶⁰, B. S. Page⁷, R. Pak⁷, J. Pan⁵⁷, A. Pandav³⁸, A. K. Pandey⁶⁰, Y. Panebratsev³⁰, P. Parfenov³⁷, A. Paul¹², B. Pawlik⁴², D. Pawlowska⁶⁴, C. Perkins⁹, J. Pluta⁶⁴, B. R. Pokhrel⁵⁶, J. Porter³³, M. Posik⁵⁶, V. Prozorova¹⁶, N. K. Pruthi⁴³, M. Przybycien², J. Putschke⁶⁵, H. Qiu²⁸, A. Quintero⁵⁶, C. Racz¹², S. K. Radhakrishnan³¹, N. Raha⁶⁵, R. L. Ray⁵⁸, R. Reed³⁴, H. G. Ritter³³, M. Robotkova⁴⁰, J. L. Romero¹⁰, D. Roy⁴⁷, L. Ruan⁷, A. K. Sahoo²⁴, N. R. Sahoo⁵¹, H. Sako⁶⁰, S. Salur⁴⁷, E. Samigullin³, J. Sandweiss^{66,*}, S. Sato⁶⁰, W. B. Schmidke⁷, N. Schmitz³⁵, B. R. Schweid⁵⁴, F. Seck¹⁷, J. Seger¹⁵, R. Seto¹², P. Seyboth³⁵, N. Shah²⁶, E. Shahaliev³⁰, P. V. Shanmuganathan⁷, M. Shao⁴⁹, T. Shao²⁰, R. Sharma²⁵, A. I. Sheikh³¹, D. Y. Shen²⁰, S. S. Shi¹³, Y. Shi⁵¹, Q. Y. Shou²⁰, E. P. Sichtermann³³, R. Sikora², J. Singh⁴³, S. Singha²⁸, P. Sinha²⁵, M. J. Skoby^{45,6}, N. Smirnov⁶⁶, Y. Söhngen²¹, W. Solyst²⁷, Y. Song⁶⁶, H. M. Spinka^{4,*}, B. Srivastava⁴⁵, T. D. S. Stanislaus⁶²,

M. Stefaniak⁶⁴, D. J. Stewart⁶⁶, M. Strikhanov³⁷, B. Stringfellow⁴⁵, A. A. P. Suaide⁴⁸, M. Sumbera⁴⁰, X. M. Sun¹³, X. Sun¹⁴, Y. Sun⁴⁹, Y. Sun²³, B. Surrow⁵⁶, D. N. Svirida³, Z. W. Sweger¹⁰, P. Szymanski⁶⁴, A. H. Tang⁷, Z. Tang⁴⁹, A. Taranenko³⁷, T. Tarnowsky³⁶, J. H. Thomas³³, A. R. Timmins²², D. Tlusty¹⁵, T. Todoroki⁶⁰, M. Tokarev³⁰, C. A. Tomkiel³⁴, S. Trentalange¹¹, R. E. Tribble⁵⁷, P. Tribedy⁷, S. K. Tripathy¹⁸, T. Truhlar¹⁶, B. A. Trzeciak¹⁶, O. D. Tsai¹¹, Z. Tu⁷, T. Ullrich⁷, D. G. Underwood^{4,62}, I. Upsal⁴⁶, G. Van Buren⁷, J. Vanek⁴⁰, A. N. Vasiliev^{44,37}, I. Vassiliev¹⁹, V. Verkest⁶⁵, F. Videbæk⁷, S. Vokal³⁰, S. A. Voloshin⁶⁵, F. Wang⁴⁵, G. Wang¹¹, J. S. Wang²³, P. Wang⁴⁹, X. Wang⁵¹, Y. Wang¹³, Y. Wang⁵⁹, Z. Wang⁵¹, J. C. Webb⁷, P. C. Weidenkaff²¹, G. D. Westfall³⁶, H. Wieman³³, S. W. Wissink²⁷, R. Witt⁶¹, J. Wu¹³, J. Wu²⁸, Y. Wu¹², B. Xi⁵², Z. G. Xiao⁵⁹, G. Xie³³, W. Xie⁴⁵, H. Xu²³, N. Xu³³, Q. H. Xu⁵¹, Y. Xu⁵¹, Z. Xu⁷, Z. Xu¹¹, G. Yan⁵¹, C. Yang⁵¹, Q. Yang⁵¹, S. Yang⁵⁰, Y. Yang³⁹, Z. Ye⁴⁶, Z. Ye¹⁴, L. Yi⁵¹, K. Yip⁷, Y. Yu⁵¹, H. Zbroszczyk⁶⁴, W. Zha⁴⁹, C. Zhang⁵⁴, D. Zhang¹³, J. Zhang⁵¹, S. Zhang¹⁴, S. Zhang²⁰, Y. Zhang²⁸, Y. Zhang⁴⁹, Y. Zhang¹³, Z. J. Zhang³⁹, Z. Zhang⁷, Z. Zhang¹⁴, F. Zhao²⁸, J. Zhao²⁰, M. Zhao⁷, C. Zhou²⁰, Y. Zhou¹³, X. Zhu⁵⁹, M. Zurek⁴, M. Zyzak¹⁹

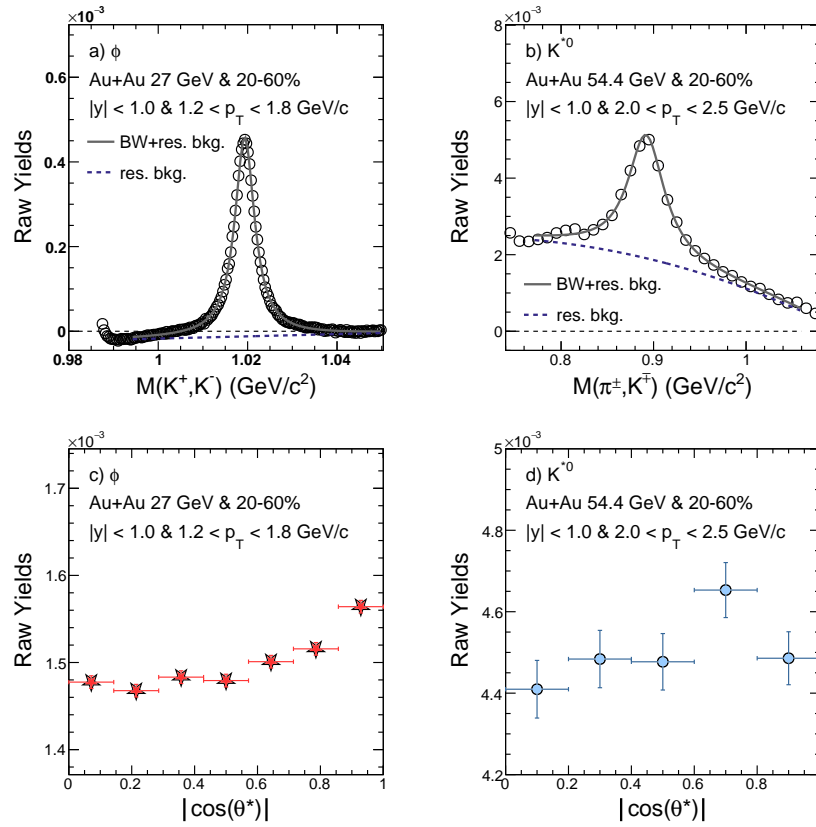
(STAR Collaboration)

Affiliations: ¹Abilene Christian University, Abilene, Texas 79699 ²AGH University of Science and Technology, FPACS, Cracow 30-059, Poland ³Alikhanov Institute for Theoretical and Experimental Physics NRC "Kurchatov Institute", Moscow 117218 ⁴Argonne National Laboratory, Argonne, Illinois 60439 ⁵American University of Cairo, New Cairo 11835, New Cairo, Egypt ⁶Ball State University, United States ⁷Brookhaven National Laboratory, Upton, New York 11973

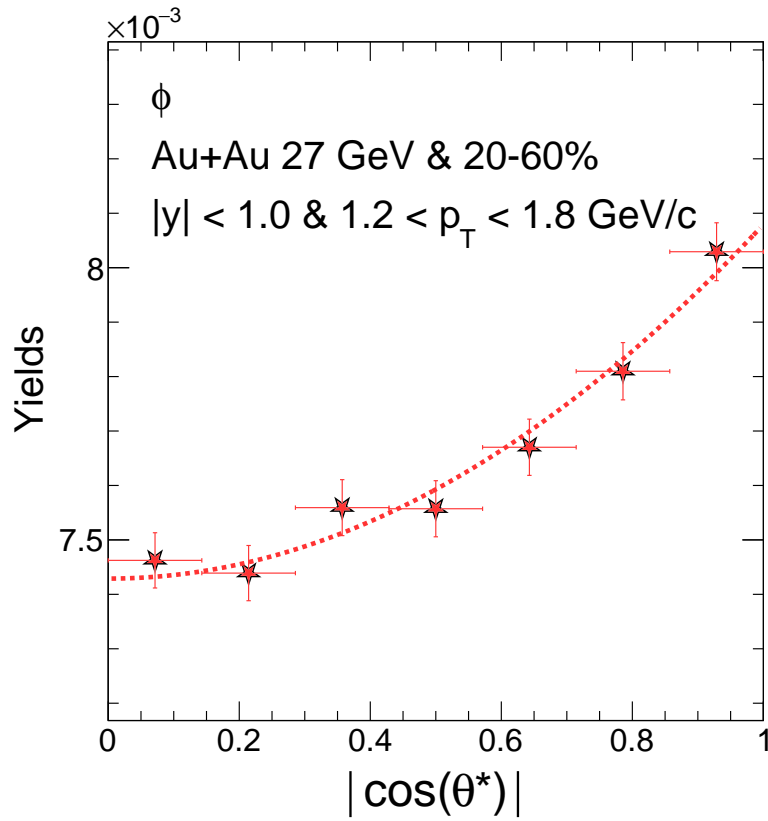
⁸University of Calabria & INFN-Cosenza, Italy ⁹University of California, Berkeley, California 94720 ¹⁰University of California, Davis, California 95616 ¹¹University of California, Los Angeles, California 90095 ¹²University of California, Riverside, California 92521 ¹³Central China Normal University, Wuhan, Hubei 430079 ¹⁴University of Illinois at Chicago, Chicago, Illinois 60607 ¹⁵Creighton University, Omaha, Nebraska 68178 ¹⁶Czech Technical University in Prague, FNSPE, Prague 115 19, Czech Republic ¹⁷Technische Universität Darmstadt, Darmstadt 64289, Germany ¹⁸ELTE Eötvös Loránd University, Budapest, Hungary H-1117 ¹⁹Frankfurt Institute for Advanced Studies FIAS, Frankfurt 60438, Germany ²⁰Fudan University, Shanghai, 200433 ²¹University of Heidelberg, Heidelberg 69120, Germany ²²University of Houston, Houston, Texas 77204 ²³Huzhou University, Huzhou, Zhejiang 313000 ²⁴Indian Institute of Science Education and Research (IISER), Berhampur 760010, India ²⁵Indian Institute of Science Education and Research (IISER) Tirupati, Tirupati 517507, India ²⁶Indian Institute Technology, Patna, Bihar 801106, India ²⁷Indiana University, Bloomington, Indiana 47408 ²⁸Institute of Modern Physics, Chinese Academy of Sciences, Lanzhou, Gansu 730000 ²⁹University of Jammu, Jammu 180001, India ³⁰Joint Institute for Nuclear Research, Dubna 141 980 ³¹Kent State University, Kent, Ohio 44242 ³²University of Kentucky, Lexington, Kentucky 40506-0055 ³³Lawrence Berkeley National Laboratory, Berkeley, California 94720 ³⁴Lehigh University, Bethlehem, Pennsylvania 18015 ³⁵Max-Planck-Institut für Physik, Munich 80805, Germany ³⁶Michigan State University, East Lansing, Michigan 48824 ³⁷National Research Nuclear University MEPhI, Moscow 115409 ³⁸National Institute of Science Education and Research, HBNI, Jatni 752050, India ³⁹National Cheng Kung University, Tainan 70101 ⁴⁰Nuclear Physics Institute of the CAS, Rez 250 68, Czech Repub-

lic ⁴¹Ohio State University, Columbus, Ohio 43210 ⁴²Institute of Nuclear Physics PAN, Cracow 31-342, Poland ⁴³Panjab University, Chandigarh 160014, India ⁴⁴NRC "Kurchatov Institute", Institute of High Energy Physics, Protvino 142281 ⁴⁵Purdue University, West Lafayette, Indiana 47907 ⁴⁶Rice University, Houston, Texas 77251 ⁴⁷Rutgers University, Piscataway, New Jersey 08854 ⁴⁸Universidade de São Paulo, São Paulo, Brazil 05314-970 ⁴⁹University of Science and Technology of China, Hefei, Anhui 230026 ⁵⁰South China Normal University, Guangzhou, Guangdong 510631 ⁵¹Shandong University, Qingdao, Shandong 266237 ⁵²Shanghai Institute of Applied Physics, Chinese Academy of Sciences, Shanghai 201800 ⁵³Southern Connecticut State University, New Haven, Connecticut 06515 ⁵⁴State University of New York, Stony Brook, New York 11794 ⁵⁵Instituto de Alta Investigación, Universidad de Tarapacá, Arica 1000000, Chile ⁵⁶Temple University, Philadelphia, Pennsylvania 19122 ⁵⁷Texas A&M University, College Station, Texas 77843 ⁵⁸University of Texas, Austin, Texas 78712 ⁵⁹Tsinghua University, Beijing 100084 ⁶⁰University of Tsukuba, Tsukuba, Ibaraki 305-8571, Japan ⁶¹United States Naval Academy, Annapolis, Maryland 21402 ⁶²Valparaiso University, Valparaiso, Indiana 46383 ⁶³Variable Energy Cyclotron Centre, Kolkata 700064, India ⁶⁴Warsaw University of Technology, Warsaw 00-661, Poland ⁶⁵Wayne State University, Detroit, Michigan 48201 ⁶⁶Yale University, New Haven, Connecticut 06520

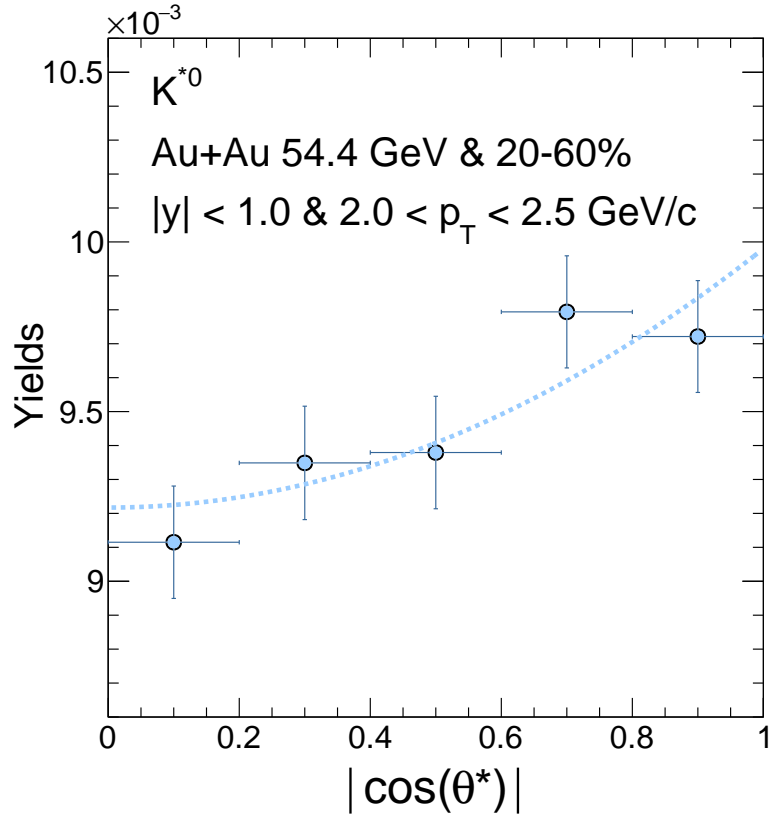
Extended Data



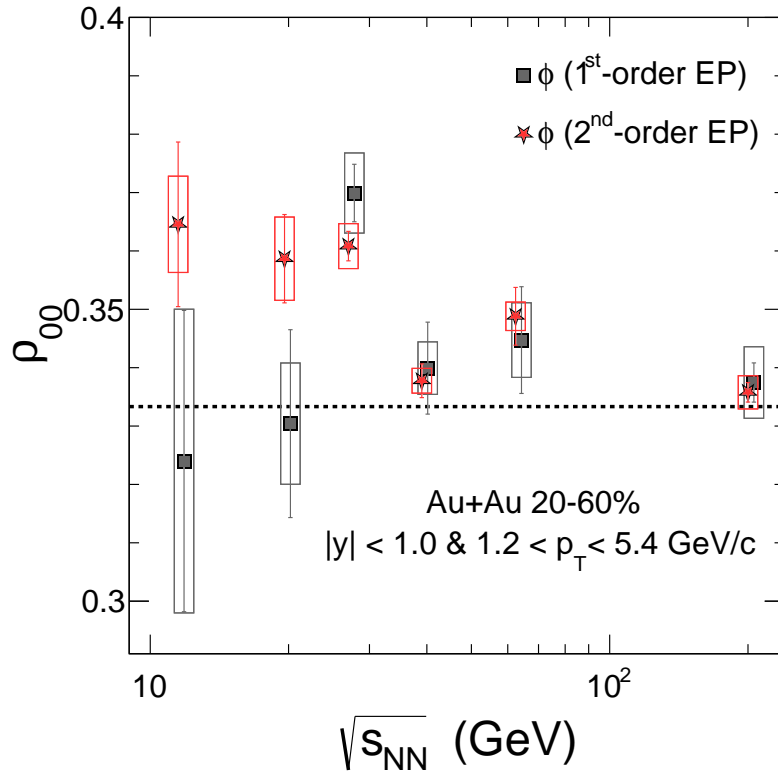
Extended Data Figure 1: **Example of combinatorial background subtracted invariant mass distributions and the extracted yields as a function of $\cos \theta^*$ for ϕ and K^{*0} mesons.** **a)** example of $\phi \rightarrow K^+ + K^-$ invariant mass distributions, with combinatorial background subtracted, integrated over $\cos \theta^*$; **b)** example of $K^{*0}(\overline{K^{*0}}) \rightarrow K^- \pi^+(K^+ \pi^-)$ invariant mass distributions, with combinatorial background subtracted, integrated over $\cos \theta^*$; **c)** extracted yields of ϕ as a function of $\cos \theta^*$; **d)** extracted yields of K^{*0} as a function of $\cos \theta^*$.



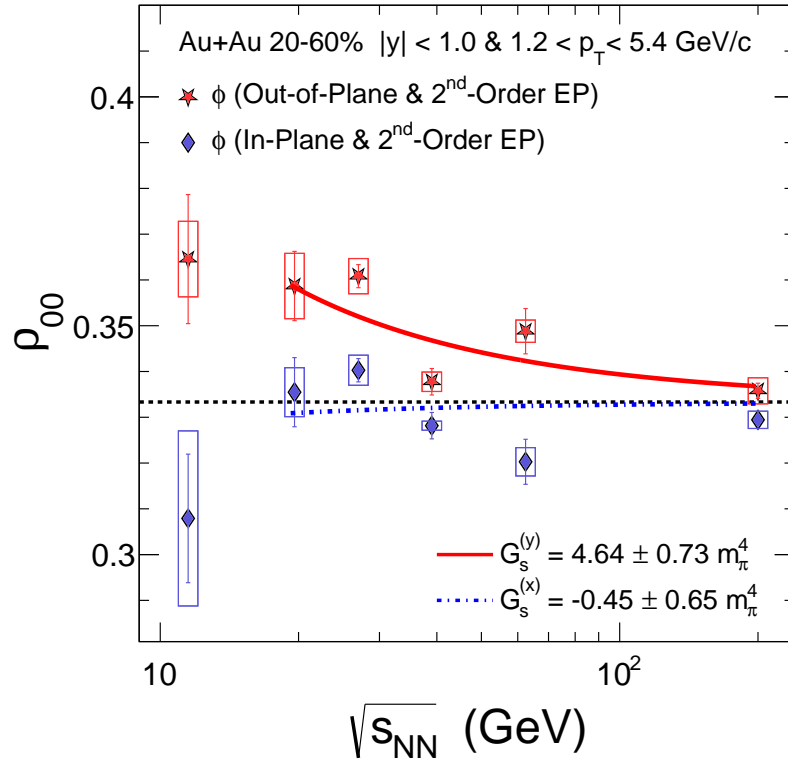
Extended Data Figure 2: **Efficiency corrected ϕ -meson yields as a function of $\cos\theta^*$ and corresponding fits with Eq. 1 in the method section.** The red stars are efficiency corrected yields for ϕ -mesons with $|y| < 1.0$ and $1.2 < p_T < 1.8$ GeV/c, for 20%-60% centrality at $\sqrt{s_{NN}} = 27$ GeV.



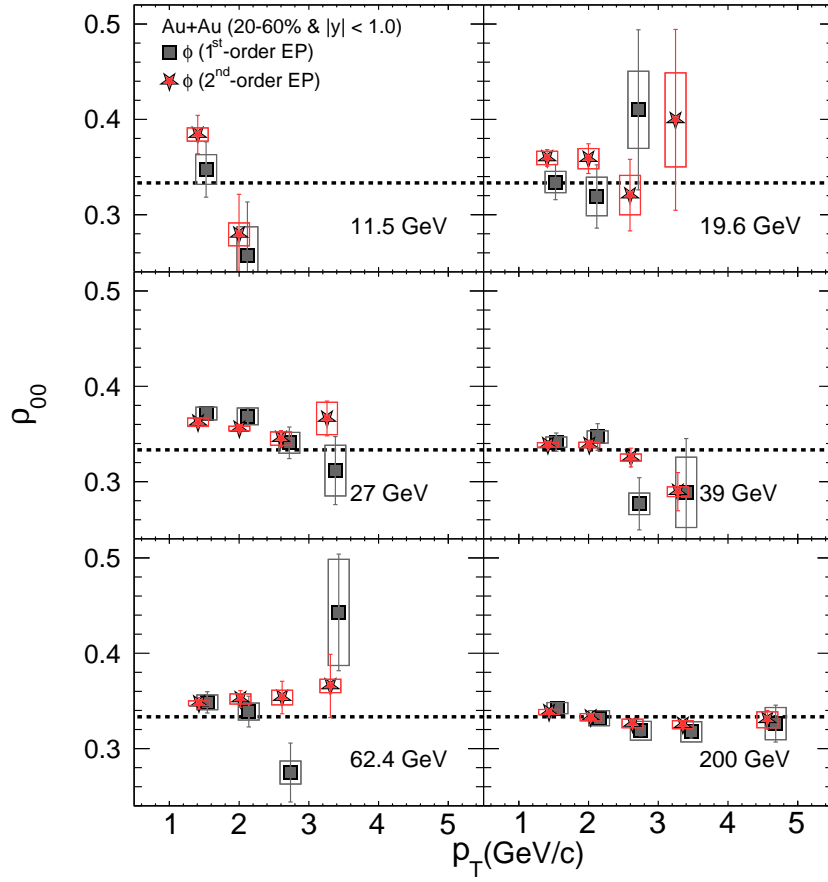
Extended Data Figure 3: **Efficiency and acceptance corrected K^{*0} -meson yields as a function of $\cos\theta^*$ and corresponding fits with Eq. 4 in the method section.** The blue circles are efficiency and acceptance corrected yields for K^{*0} -mesons with $|y| < 1.0$ and $2.0 < p_T < 2.5$ GeV/c, for 20%-60% centrality at $\sqrt{s_{NN}} = 54.4$ GeV.



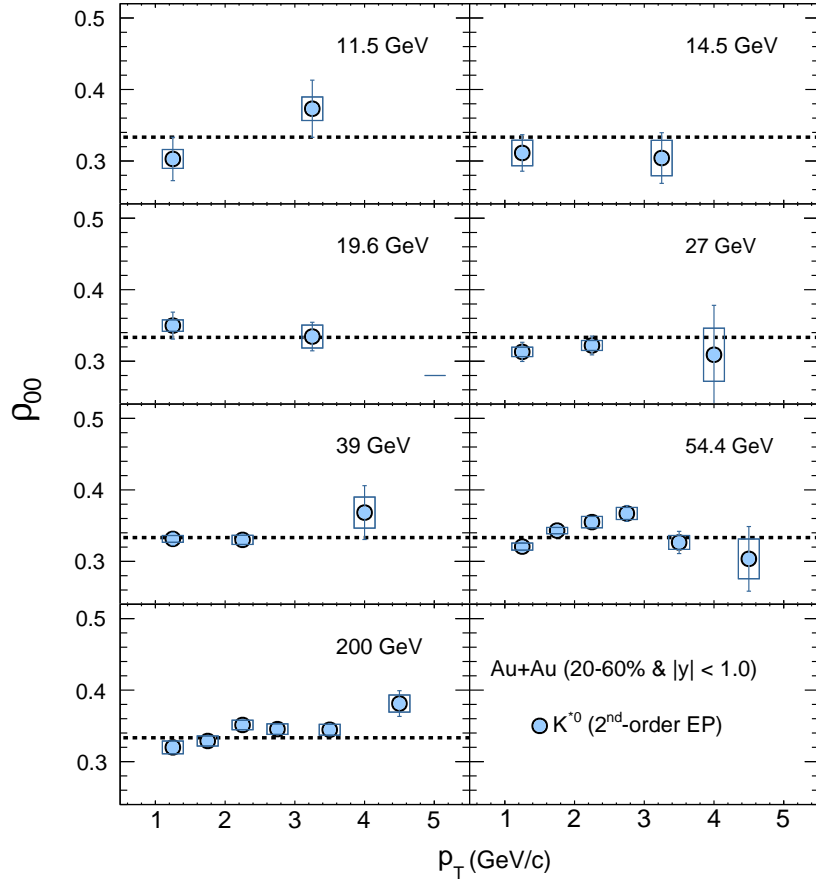
Extended Data Figure 4: ϕ -meson ρ_{00} obtained from 1st- and 2nd-order event planes. The red stars (gray squares) show the ϕ -meson ρ_{00} as a function of beam energy, obtained with the 2nd-order (1st-order) EP.



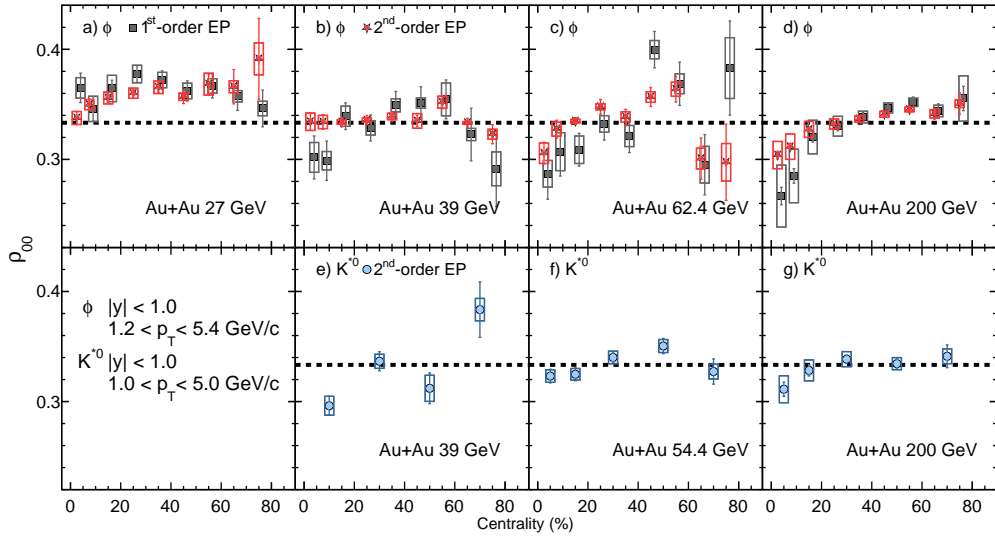
Extended Data Figure 5: ϕ -meson ρ_{00} with respect to different quantization axes. ϕ -meson ρ_{00} as a function of beam energy, for the out-of-plane direction (stars) and the in-plane direction (diamonds). Curves are fits based on theoretical calculations with a ϕ -meson field². The corresponding G_s values obtained from the fits are shown in the legend.



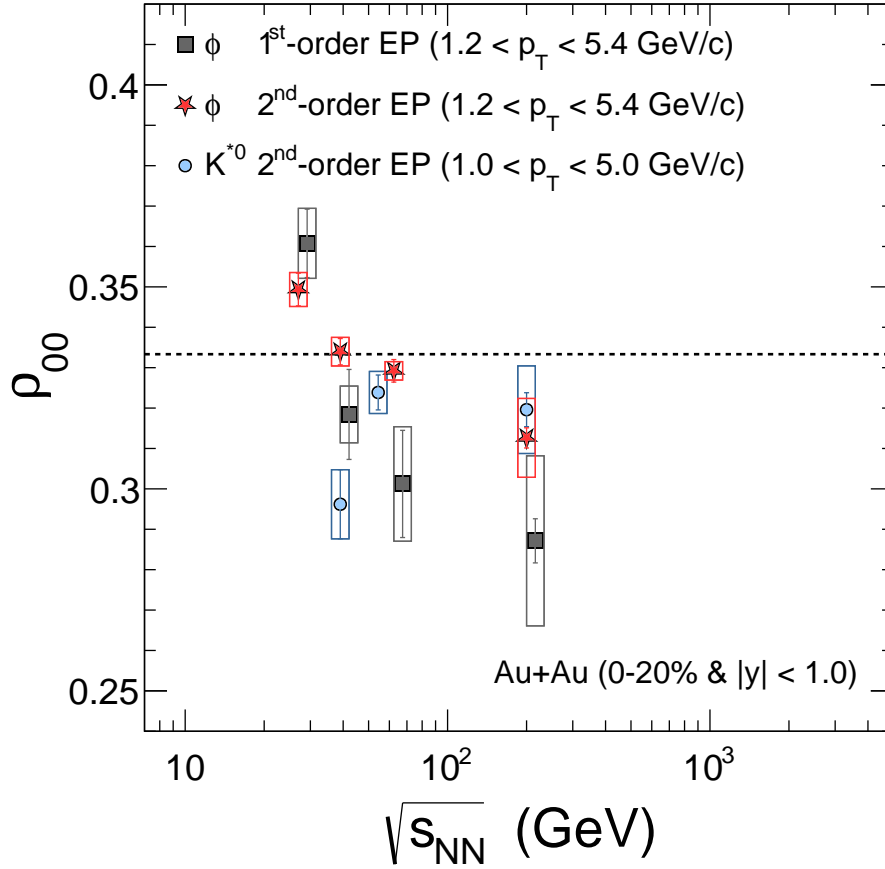
Extended Data Figure 6: ρ_{00} as a function of transverse momentum for ϕ for different collision energies. The gray squares and red stars are results obtained with the 1st- and 2nd-order EP, respectively.



Extended Data Figure 7: ρ_{00} as a function of transverse momentum for K^{*0} for different collision energies. The solid circles are results obtained with the 2nd-order EP.



Extended Data Figure 8: ρ_{00} as a function of centrality for ϕ (upper panels) and K^{*0} (lower panels). The solid squares and stars are results for the ϕ meson, obtained with the 1st- and 2nd-order EP, respectively. The solid circles are results for the K^{*0} meson, obtained with the 2nd-order EP.



Extended Data Figure 9: **Global spin alignment measurement of ϕ and K^{*0} vector mesons in Au+Au collisions at 0-20% centrality.** The solid squares and stars are results for the ϕ meson, obtained with the 1st- and 2nd-order EP, respectively. The solid circles are results for K^{*0} -meson, obtained with the 2nd-order EP.

Extended Data Table 1: Sources of systematic error in ϕ . The tabulated numbers are absolute uncertainties in ρ_{00} .

	Quality Cuts	PID Cuts	Signal & Yields Extraction	Efficiency	Total
1st-order EP	0.0015	0.0017	0.0031	0.0017	0.0042
2nd-order EP	0.0006	0.0006	0.0013	0.0005	0.0017

Extended Data Table 2: Sources of systematic error in K^{*0} . The tabulated numbers are absolute uncertainties in ρ_{00} .

	Quality Cuts	PID Cuts	Signal Extraction	Yields Extraction	Total
2nd-order EP	0.0018	0.0020	0.0030	0.0015	0.0043