

---

# Performance and Buffering Requirements of Internet Protocols over ATM ABR and UBR Services

Shivkumar Kalyanaraman, Rensselaer Polytechnic Institute

Raj Jain, Sonia Fahmy, Rohit Goyal, The Ohio State University

---

**ABSTRACT** ATM networks are quickly being adopted as backbones over various parts of the Internet. This article studies the dynamics and performance of the TCP/IP protocol over the ABR and UBR services of ATM networks, specifically the buffering requirements in the ATM switches as well as the ATM edge devices. It is shown that with a good switch algorithm, ABR pushes congestion to the edges of the ATM network while UBR leaves it inside the ATM portion. As a result, the switch ABR buffer requirement for zero-packet-loss high-throughput TCP transmission is a sublinear function of the number of TCP connections.

With the proliferation of multimedia traffic over the Internet, it seems natural to move over to ATM technology which has been designed specifically to support integration of data, voice, and video applications. While multimedia applications are still in the development stage, most of the traffic on the Internet today is data traffic in the sense of being bursty and relatively delay-insensitive. It is therefore natural to ask how the current applications will perform over ATM technology.

ATM technology has been designed to provide an end-to-end transport-level service, so, strictly speaking, there is no need to have TCP or IP if the entire path from the source to destination is ATM. However, in the foreseeable future this scenario is going to be rare. A more common scenario would be where only part of the path is ATM. In this case, TCP is needed to provide end-to-end transport functions (e.g., flow control, retransmission, ordered delivery), and ATM networks are used simply as “bit pipes” or “bit ways.”

ATM networks provide multiple classes of service. Of these, the available bit rate (ABR) and unspecified bit rate (UBR) service classes have been developed specifically to support data applications. The ABR service requires network switches to constantly monitor their load and feed the information back to the sources, which in turn dynamically adjust their input into the network. For UBR service, the switches monitor their queues and simply discard cells or packets of overloading users. Intelligent users may use this packet loss as an implicit feedback indicating network congestion and reduce their input to the network. TCP does have this intelligence built into it in the form of the “slow start” congestion avoidance mechanism [1]. Therefore, there is currently a debate in the networking community about the need for ABR service, particularly in light of TCP’s built-in congestion control facilities.

In the Internet, at least the choice of ABR vs. UBR is that of intelligent bit pipe vs. intelligent transport. With ABR, ATM networks control the congestion intelligently and fast. Such intelligent control is potentially useful on backbones

(large bit pipes) where traffic is aggregated. With UBR, ATM switches behave similar to legacy routers, and most of the congestion control is exercised by TCP. It is interesting to compare the performance of TCP over ABR and UBR. We find that TCP per-

forms best when it does not experience packet loss and we quantify the amount of buffering required at the ATM switches for zero-loss high-throughput TCP transmission.

We find that ABR allows better scalability for infinite applications running over TCP/IP (e.g., long file transfers) in the sense that, given the right implementation and parameters and a constant ABR capacity pipe, its buffering requirement for zero packet loss can be made to be a sublinear function of the number of TCP connections. It is important to note that the buffer requirement is *not achieved for arbitrary ABR implementations*. Examples of feasible conditions for achieving this bound are given later and in [2]. The amount of buffering depends on factors such as the switch congestion control scheme used, and the maximum round-trip time (RTT) of all virtual circuits (VCs) through the link. The UBR service, on the other hand, is not scalable in the sense that it requires buffering proportional to the sum of the TCP receiver windows of all sources.

## ABR TRAFFIC MANAGEMENT: AN OVERVIEW

The ATM Forum completed the Traffic Management Version 4.0 (TM4.0) specification in April 1996 [3]. The document specifies five classes of service: constant bit rate (CBR), real-time variable bit rate (rt-VBR), non-real-time variable bit rate (nrt-VBR), available bit rate (ABR), and unspecified bit rate (UBR). The CBR and VBR services provide quality of service (QoS) guarantees to support delay-sensitive applications such as voice, video, and multimedia applications. The ABR and UBR services provide efficient sharing of the remaining bandwidth to support delay-insensitive data applications. Link bandwidth is first allocated to the VBR and CBR classes. The remaining bandwidth, if any, is given to ABR and UBR traffic.

The components of the ABR traffic management framework are shown in Fig. 1. In order to obtain the network feedback, the sources send resource management (RM) cells after every  $n$  (default 31) data cells. The destination simply returns these

RM cells to the source. The RM cells contain an explicit rate (ER) field in which switches along the path indicate the rate the source should use after receipt of the RM cell.

One advantage of this ER feedback is that each switch can calculate the rate which it wants to allocate to the flow by its own method and reduce the ER field if necessary. The switches are not allowed to increase the field. There is no need to standardize a particular switch algorithm, and the TM4.0 specification does not specify any standard switch algorithm. While not requiring a switch algorithm is a feature of TM4.0, the performance of the mechanism is heavily dependent on the switch algorithm. Some switch algorithms are very slow to respond to traffic changes, while others may be too fast. Some switch algorithms are unfair under certain circumstances, while others would be fair under those circumstances.

Our study uses the ERICA switch algorithm, which is included in TM4.0 as an example of possible switch algorithms. All statements about the performance, scalability, and buffering requirements of ABR service in this article are based on the use of ERICA and its variants as described in [3].

TCP is the most popular transport protocol for data transfer. It provides reliable transfer of data using a window-based flow and error control algorithm [1]. TCP runs over IP, which in turn can run over ATM. When TCP uses the ABR service, there are two control algorithms active: the TCP window-based control running on top of the ABR rate-based control. On the other hand, when TCP uses the UBR service, only the TCP flow control is active. It is important to verify that TCP/IP performs satisfactorily over ABR and UBR.

In our experiments, we use ftp-like (unidirectional and large data transfer) applications running over TCP. It is easy to see that TCP will achieve maximum throughput when there is no packet loss. We investigate whether ABR or UBR can provide this performance using a small number of buffers at the switches. Therefore, we quantify the buffering requirement and study the factors affecting it. We find that the ABR service implemented using a good switch algorithm (with appropriate source/destination parameter settings) is scalable in terms of number of sources (or VCs). Given the right implementation, the total ABR buffers required in a switch to achieve zero packet loss is bounded. This bound depends more on the RTT of VCs and the specific switch algorithm parameters, and less on the number of connections (we assume that the sum of one segment from each source poses a negligible load and can be buffered at the switch). The UBR service is not scalable in terms of the number of sources, although the buffering requirement is bounded by the sum of the TCP maximum window sizes.

While this article studies TCP under zero-packet-loss conditions, other papers [4–6] suggest methods to improve TCP performance over ATM under lossy conditions. For ABR, the investment in these additional buffer management algorithms can be minimized with the choice of a good switch algorithm.

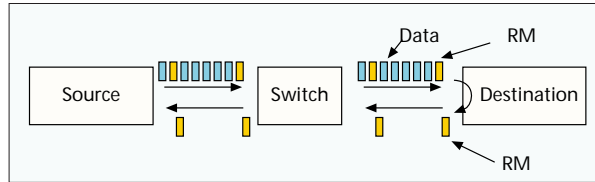


Figure 1. The ABR traffic management model: source, switch, destination, and resource management cells.

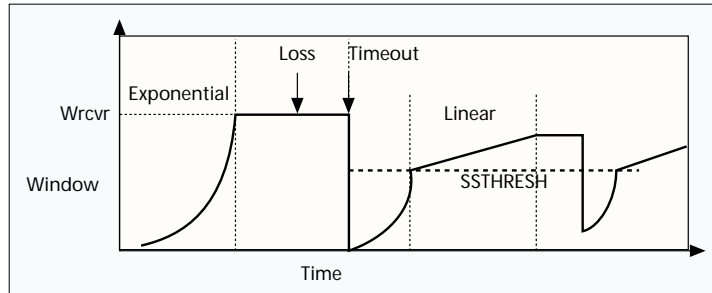


Figure 2. TCP window vs. time using slow start.

## TCP CONGESTION MECHANISMS

TCP is one of the few transport protocols that has its own congestion control mechanisms. The key TCP congestion mechanism is the so-called slow start. TCP connections use an end-to-end flow control window to limit the number of packets that the source sends. The sender window is the minimum of the receiver window (Wrcvr) and a congestion window variable (CWND).

Whenever a TCP connection loses a packet, the source does not receive an acknowledgment (ack) and it times out. The source remembers the CWND value at which it lost the packet by setting a threshold variable Ssthresh at half the window. More precisely, Ssthresh is set to  $\max\{2, \min\{CWND/2, Wrcvr\}\}$ , and CWND is set to one.

The source then retransmits the lost packet and increases its congestion window by one every time a packet is acknowledged. We call this phase the *exponential increase phase* since the window, when plotted as a function of round-trip time, increases exponentially. This continues until the window is equal to Ssthresh. After that, the window  $w$  is increased by  $1/w$  for every packet acked. This is called the *linear increase phase* since the window graph as a function of time is approximately a straight line. Note that although the congestion window

may increase beyond the advertised receiver window, the source window is limited by that value. When packet losses occur, the retransmission algorithm may retransmit all the packets starting from the lost packet. That is, TCP uses a go-back- $N$  retransmission policy. The typical changes in the source window plotted against time are shown in Fig. 2.

When there is a bursty loss due to congestion, time is lost due to timeouts, and the receiver may receive duplicate packets as a result of the go-back- $N$  retransmission strategy. This is illustrated in Fig. 3. Packets 1 and 2 are lost, but packets 3 and 4 make it to the destination and are stored there. After

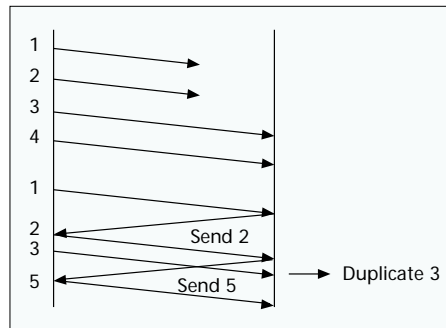


Figure 3. Timeout and duplicate packets in slow start.

the timeout, the source sets its window to 1 and retransmits packet 1. When that packet is acked, the source increases its window to 2 and sends packets 2 and 3. As soon as the destination receives packet 2, it delivers all packets up to 4 to the application and sends an ack (asking for packet 5) to the source. The second copy of packet 3, which arrives a bit later, is discarded at the destination since it is a duplicate.

## THE BEHAVIOR OF TCP OVER UBR

The UBR service class does not include flow control and hence depends on transport layers to provide flow control. When TCP uses UBR, and cells are dropped at the ATM layer, TCP has to recover from the resulting packet drops using its congestion mechanisms.

When the ATM switch has limited buffers, a single cell drop at the ATM level results in a packet drop in the TCP level [6]. This phenomenon can result in low throughput and unfairness for TCP connections. When a cell is dropped, the destination drops an entire packet. TCP then times out and retransmits the entire packet. The low TCP throughput is due to the time lost in timeouts and retransmits of various packets.

Maximum TCP throughput over UBR is observed when the switches have sufficient buffering such that TCP does not lose packets. However, even with limited buffering, TCP throughput and fairness over UBR can be improved by proper buffer allocation, drop policies, and scheduling.

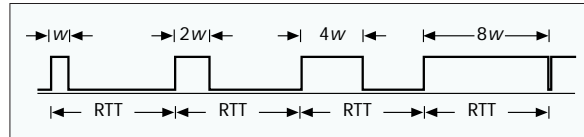
**Drop Policies** — decide when to drop cells. Drop policies are critical in UBR to achieve good throughput. The early packet discard (EPD) [6] policy drops full packets instead of random cells from multiple packets.

**Buffer Allocation** — policies decide how to divide the available buffers among the cells from contending connections. Buffer allocation can be sophisticated even though the buffer service policy is simple, for example, first in first out (FIFO). Fair buffer allocation (FBA) schemes improve fairness by selectively discarding frames from flows that are sending more than their fair share.

**Scheduling Policies** — divide the available bandwidth among various contending classes. Scheduling may be implemented at a coarse granularity (per-class scheduling) to divide bandwidth among the different service classes (CBR, rt-VBR, nrt-VBR, ABR, and UBR) or at a fine granularity (per-VC scheduling) to divide bandwidth between various connections in a service class. The per-class scheduling decides how much bandwidth UBR connections get after higher-priority classes are served. Per-VC scheduling can control the bandwidth distribution among contending UBR connections. Specifically, cells from a “rogue” connection sending more than their fair share of bandwidth receive only their fair share and may be delayed more than the cells of other connections.

## BUFFERING REQUIREMENTS FOR TCP OVER UBR

UBR provides no flow control of its sources. Hence, when the switches are overloaded, the network queues will build up unless the transport layer controls its transmission. A TCP source stops increasing its transmission rate only when its congestion window reaches a maximum value. This maximum window size is characterized by the parameter MAXWIN. The



■ Figure 4. At the ATM layer, TCP traffic results in bursts. Burst size doubles every round trip until the traffic becomes continuous.

default maximum congestion window, MAXWIN, is 65,536 bytes (64 kbytes). However, in high-delay links, this window is too small to achieve full throughput and it is possible to specify a larger value. However, note that having maximum window above the RTT is not useful. This is because at any time, only one RTT worth of segments can be in the TCP pipe. MAXWIN determines the amount of data that can be present in the TCP pipe; as a result, this parameter determines the storage capacity needed in the network.

Specifically, TCP using UBR requires network buffers equal to the sum of the MAXWINs of all TCP connections to avoid cell loss. In this respect, UBR is not scalable for TCP. Note that this result is unaffected by other factors such as the RTT and the topology configuration of the network.

## THE BEHAVIOR OF TCP OVER ABR

### CLOSED-LOOP VS. OPEN-LOOP CONTROL

In contrast to UBR, the ABR service provides flow control at the ATM level itself. Based on their loads, ABR switches return feedback in RM cells. The RM cells return to the source carrying the minimum feedback indications from all the switches. When the source receives the RM cell (feedback) from the network, it adjusts its rate according to the feedback. When there is a steady flow of RM cells in the forward and reverse directions, there is a steady flow of feedback from the network. In this state, we say that the ABR control loop has been established and the source rates are primarily controlled by the network feedback (*closed-loop control*). The network feedback is effective after a time delay. The time delay required for the new feedback to take effect is the sum of the time taken for an RM cell to reach the source from the switch and the time for a cell (sent at the new rate) to reach the switch from the source. This time delay is called the *feedback delay*.

When the source transmits data after an idle period, there is no reliable feedback from the network. For one RTT (time taken by a cell to travel from the source to the destination and back), the source rates are primarily controlled by the ABR source end system rules (*open-loop control*). Open-loop control is replaced by closed-loop control once the control loop is established. When the traffic on ABR is “bursty” (i.e., the traffic consists of busy and idle periods), open-loop control may be exercised at the beginning of every active period (burst). Hence, the source rules assume considerable importance for ABR flow control.

### THE NATURE OF TCP TRAFFIC AT THE ATM LAYER

Data that uses TCP is controlled first by the TCP slow start procedure before it appears as traffic to the ATM layer. Suppose we have a large file transfer running on top of TCP. When the file transfer begins, TCP sets its congestion window (CWND) to one. The congestion window increases exponentially with time. Specifically, the window increases by one for every ack received. Over any RTT, the congestion window doubles in size.

As shown in Fig. 4, at the ATM layer the TCP traffic is considered bursty. Initially, there is a short active period (the first packet is sent) followed by a long idle period (nearly one

RTT, waiting for an ack). The length of the active period doubles every RTT, and the idle period reduces correspondingly. Finally, the active period occupies the entire RTT, and there is no idle period. After this point, the TCP traffic appears as an infinite (or persistent) traffic stream at the ATM layer.

When sufficient load is not experienced at the ABR switches, the switch algorithms typically allocate high rates to the sources. This is likely to be the case when a new TCP connection starts sending data. The file transfer data is bottlenecked by the TCP congestion window size, not by the ABR source rate. In this state, we say the TCP sources are *window-limited*.

The TCP active periods double every RTT, and eventually load the switches and appear as infinite traffic at the ATM layer. The switches now give feedback asking sources to reduce their rates. The TCP congestion window is now large and increasing; hence, it will send data at a rate greater than the source's sending rate. The file transfer data is bottlenecked by the ABR source rate, not the TCP congestion window size. In this state, we say the TCP sources are *rate-limited*.

The ABR queues at the switches start increasing when the TCP idle times are not sufficient to clear the queues built up during the TCP active times. The queues may increase until the ABR source rates converge to optimum values. Once the TCP sources are rate-limited and the rates converge to optimum values, the lengths of the ABR queues at the switch will start decreasing. If sufficient buffering is available to hold this transient queue, TCP achieves maximum possible throughput.

#### TCP PERFORMANCE WITH CELL LOSS

Cell loss will occur in the network if the ATM switches do not have sufficient buffers to accommodate this queue buildup. In a detailed study, we found that TCP achieves maximum throughput over ABR when there is no cell loss [7]. When cell loss does occur, the cell loss ratio (CLR) metric, which quantifies cell loss, is a poor indicator of loss in TCP throughput. This is because TCP loses time (through timeouts) rather than cells (cell loss). Smaller TCP timer granularity (which controls timeout durations) can help improve throughput. If the ABR rates do not converge to optimum values before cell loss occurs, the effect of the switch congestion scheme may be dominated by factors such as the TCP retransmission timer granularity. Intelligent cell drop policies at the switches can help improve the throughput slightly.

TCP Reno, a widespread version of TCP, includes the Fast Retransmit and Fast Recovery algorithms that improve TCP performance when a single segment is lost. However, in high-bandwidth links network congestion results in several dropped segments. In this case, fast retransmit and recovery are not able to recover from the loss, and slow start is triggered. Fast retransmit and recovery are effective in single packet losses which typically occur due to error or mild congestion. In our experiments, we allow sufficient buffer to achieve zero-loss performance. *Under these conditions TCP Tahoe and Reno are equivalent* (since the fast retransmit/recovery algorithms are not invoked).

The TCP throughput loss over ABR can be avoided by provisioning sufficient switch buffers. We show in a later section that the buffer requirement is bounded and small. However, note that even after ABR sources converge to optimum rates, the TCP congestion window can grow until it reaches its maximum (negotiated) value. In such cases, TCP overloads the ABR source and the queues build up at the source end system. If the source queues overflow cell loss will occur, and performance will degrade. In this case, the cell loss occurs *outside* the ABR network.

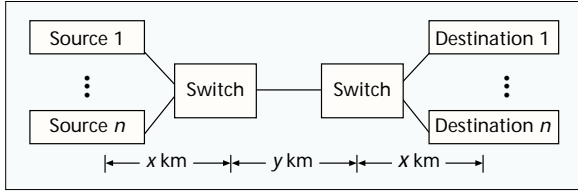
## BUFFERING REQUIREMENTS FOR TCP OVER ABR

Using simulations we found that the maximum buffer requirement for TCP over ABR without any loss is approximately  $(a \times \text{RTT} + c \times \text{feedback delay}) \times \text{link bandwidth}$  for low values of coefficients  $a$  and  $c$ . Specifically, we observed [3 and its references] that with the ERICA algorithm and a constant ABR capacity channel, the coefficient  $a$  was a small constant (3). This is justified as follows [7]:

- Initially the TCP load doubles every RTT. During this phase, TCP sources are window-limited, that is, their data transmission is bottlenecked by their congestion window sizes, not by the network-directed rate.
- The minimum number of RTTs required to reach rate-limited operation decreases as the logarithm of the number of sources. In other words, the larger the number of sources, the faster they all reach rate-limited operation. Rate-limited operation occurs when the TCP sources are constrained by the network-directed ABR rate rather than their congestion window sizes.
- Just after the pipe becomes full (TCP keeps sending data for one RTT), the maximum queue that can build up before fresh feedback reaches the sources is  $1 \times \text{RTT} \times \text{link bandwidth}$ . This observation follows because the aggregate TCP load can at most double every RTT, and fresh feedback reaches sources every RTT.
- Queue backlogs due to TCP bursts smaller than RTT (before the pipe became full) are  $1 \times \text{RTT} \times \text{link bandwidth}$ . The TCP idle periods are not sufficient to drain the queues built up during the TCP active periods. This occurs when the idle periods are shorter than the active periods. Given that TCP load doubles every RTT, the backlog is at most  $1 \times \text{RTT} \times \text{link bandwidth}$ .
- When two-way traffic is used, TCP behaves in a more bursty fashion. This is because the acks may be received in bursts, rather than spaced out over time. This bursty behavior of acks causes an additional  $1 \times \text{RTT} \times \text{link bandwidth}$  queues. When acks are bursty, doubling of the TCP load can occur instantaneously (not spaced over time) and an extra RTT worth of queues are built up.
- Once load is experienced continuously at the switch, the TCP sources appear as infinite sources to the switch. The switch algorithm then takes  $c$  feedback delays to converge to the max-min rates (when the queue length is guaranteed to decrease). Assuming that the TCP sources are rate-constrained during the convergence period, the aggregate TCP load can only decrease. In the worst case, the queue built up during the convergence phase is  $c \times \text{feedback delay} \times \text{link bandwidth}$ .

Since feedback delay is at most RTT, the sum of these components is approximately  $((3 + c) \times \text{RTT}) \times \text{link bandwidth}$ . We show in [2] that the worst case for  $c$  is  $O(\log N)$  which is a sublinear function of  $N$ , the number of VCs. However, in all our simulations [7] the value of  $c$  was observed to be not greater than 4, and typical WAN buffer requirements were under  $3 \times \text{RTT} \times \text{link bandwidth}$ .

Although the maximum ABR network queues are small, the queues at the sources may be large. Specifically, the maximum sum of the queues in the source and switches is equal to the sum of the TCP window sizes of all TCP connections. In other words the buffering requirement for ABR becomes the same as that for UBR if we take the source queues into consideration. This observation is true only in certain ABR networks. If the ATM ABR network is end-to-end, the source end systems can directly flow control the TCP sources. In such



■ Figure 5. *n* source configuration.

a case, the TCP will do a blocking send, and the data will go out of the TCP machine's local disk to the ABR source's buffers only when there is sufficient space in the buffers.

The ABR service may also be offered at the backbone networks (i.e., between two routers). In these cases, the ABR source cannot directly flow control the TCP sources. The ABR flow control moves the queues from the network to the sources. If the queues overflow at the source, TCP throughput will degrade. Recently, techniques have been suggested to "rate-control" TCP sources (possibly by ATM end systems).

## FACTORS AFFECTING ABR BUFFERING REQUIREMENTS

In this section we present sample simulation results to substantiate the preceding claims and analyses. We also analyze the effect of some important factors affecting ABR buffering requirements. The key metric we observe is maximum queue length.

### THE *N* SOURCE CONFIGURATION

All our simulations presented use the *n* source configuration (Fig. 5). The *n* source configuration has a single bottleneck

Number of sources	RTT (ms)	Feedback delay (ms)	Max Q (cells)	Throughput
5	30	10	10,597 = 0.95*RTT	104.89
10	30	10	14,460 = 1.31*RTT	105.84
15	30	10	15,073 = 1.36*RTT	107.13

■ Table 1. *The effect of the number of sources.*

Number of sources	RTT (ms)	Feedback delay (ms)	Max Q size (cells)	Throughput
15	30	10	15,073 = 1.36*RTT	107.13
15	15	5	12,008 = 2.18*RTT	108.00
15	6	2	6223 = 2.82*RTT	109.99
15	1.5	0.5	1596 = 2.89*RTT	110.56

■ Table 2. *The effect of round-trip time.*

Averaging interval (ms, cells)	RTT (ms)	Feedback delay (ms)	Max Q size (cells)	Throughput
(10,500)	1.5	0.5	2511	109.46
(10,1000)	1.5	0.5	2891	109.23
(10,500)	0.030	0.010	2253	109.34
(10,1000)	0.030	0.010	3597	109.81

■ Table 3. *The effect of the switch parameter (averaging interval).*

link shared by *n* ABR sources. All links run at 155.52 Mb/s and are of the same length. We experiment with the number of sources and the link lengths.

All traffic is unidirectional. A large (infinite) file transfer application runs on top of TCP for the TCP sources. *N* may assume values 1, 2, 5, 10, and 15, and link lengths 1000, 500, 200, and 50 km. We have verified that maximum queue bounds also apply to configurations with heterogeneous link lengths, multiple bottlenecks, and VBR traffic in the background causing variance in ABR capacity and errors in measurement. For a larger set of simulations, see [2, 7, references therein].

### TCP AND ABR OPTIONS

Our experiments use an infinite TCP source running on TCP over ATM. The TCP source always has a frame to send. However, due to the TCP window constraint, the resulting traffic at the ATM layer may or may not be continuous. We use a TCP maximum segment size (MSS) of 512 bytes. The window scaling option is used so that the throughput is not limited by path length. The TCP window is set at  $16 \times 64$  kbytes = 1024 kbytes. For satellite RTT (550 ms) simulations, the window is set using the TCP window scaling option to  $34,000 \times 2^8$  bytes.

The results presented here use the ERICA algorithm at the ATM switch [2]. ERICA uses two key parameters: *target utilization* and *averaging interval length*. The algorithm measures the load and number of active sources over successive averaging intervals and tries to achieve a link utilization equal to the target. The averaging intervals end after either the specified length or a specified number of cells have been received, whichever happens first. In the simulations reported here, the target utilization is set at 90 percent, and the averaging interval length defaults to 100 ABR input cells or 1 ms, represented as the tuple (1 ms, 100 cells). Default values are chosen for the ABR source parameters [5].

### THE EFFECT OF THE NUMBER OF SOURCES

In Table 1, we notice that although the buffering required increases as the number of sources increases, the amount of increase slowly decreases. As later results will show, three RTTs worth of buffers are sufficient even for a large number of sources. In fact, one RTT worth of buffering is sufficient in many cases (e.g., where the number of sources is small). The rate allocations among contending sources were found to be fair in all cases.

RTT (ms)	Feedback delay (ms)	Max Q size (cells)	Throughput
15	0.01	709	113.37
15	1	3193	112.87
15	10	17,833	109.86
30	0.01	719	105.94
30	1	2928	106.9
30	10	15,073	107.13
550	0.01	2059	NA
550	1	15,307	NA
550	10	17,309	NA

■ Table 4. *The effect of feedback delay.*

## THE EFFECT OF ROUND TRIP TIME

From Table 2, we find that the maximum queue approaches  $3 \times \text{RTT} \times \text{link bandwidth}$ , particularly for metropolitan area networks with RTTs in the range of 6 ms to 1.5 ms. This is because the RTT values are lower, and in such cases the effect of switch parameters on the maximum queue increases. In particular, the ERICA averaging interval parameter is comparable to the feedback delay.

## LANs: EFFECT OF SWITCH PARAMETERS

In Table 3, the number of sources is kept fixed at 15. The averaging interval is specified as a pair  $(T, n)$ , where the interval ends when either  $T$  ms have expired or  $N$  cells have been processed, whichever happens first. For the parameter values shown in the table, the number of cells determined the length of the averaging interval, since under continuous traffic 1000 ATM cells take only 2.7 ms.

From Table 3, we observe that the effect of the switch parameter averaging interval dominates in LAN configurations. The ERICA averaging interval is much greater than the RTT and feedback delay, and it determines the congestion response time and hence the queue lengths.

## THE EFFECT OF FEEDBACK DELAY

We conducted a  $3 \times 3$  full factorial experimental design to understand the effect of RTT and feedback delays. The results are summarized in Table 4. The throughput figures for the last three rows (550 ms RTT) are not available since the throughput did not reach a steady state, although the queues had stabilized.

Observe that the queues are small when the feedback delay is small and do not increase substantially with RTT. This is because the switch scheme limits the rate of the sources before they can overload for a substantial duration of time.

## SUMMARY

The main results of the study are:

- TCP achieves maximum throughput over ABR and UBR when there are enough buffers at the switches and no cells are lost in the ATM network.
- When maximum throughput is achieved, the TCP sources are rate-limited by ABR rather than window-limited by TCP.
- When the number of buffers is smaller, there is a large reduction in throughput even though CLR is very small.
- The reduction in throughput is due to loss of time during timeouts (large timer granularity), and transmission of duplicate packets which are dropped at the destination.
- ABR service is scalable in terms of the number of TCP/IP sources. ABR switches with buffers equal to a small multiple of network diameter can guarantee no loss even for a very large number of VCs carrying TCP/IP traffic.
- UBR service is not scalable in terms of the number of TCP/IP sources (or VCs). UBR switches require buffers proportional to the sum of the TCP receiver window sizes.
- For ABR, the choice of switch scheme and providing sufficient buffering are more critical than the choice of drop policy.
- The ABR source queues may be high in backbone ABR networks.

## REFERENCES

- [1] V. Jacobson, "Congestion Avoidance and Control," *Proc. SIGCOMM '88 Symp.*, Aug. 1988, pp. 314–32.
- [2] S. Kalyanaraman *et al.*, "The ERICA Switch Algorithm for ABR Traffic Management in ATM Networks," submitted to *IEEE Trans. Networking*, Nov. 1997.

- [3] ATM Forum, *ATM Traffic Management Specification Version 4.0*, Apr. 1996, available as <ftp://ftp.atmforum.com/pub/approved-specs/af-tm-0056.000.ps>
- [4] C. Fang and A. Lin, "On TCP Performance of UBR with EPD and UBR-EPD with a Fair Buffer Allocation Scheme," *ATM Forum cont.* 95-1645, Dec. 1995.
- [5] A. H. Li *et al.*, "A Simulation Study of TCP Performance over ABR and UBR Service in ATM Networks," *Proc. INFOCOM '96*.
- [6] A. Romanow and S. Floyd, "Dynamics of TCP Traffic over ATM Networks," *IEEE JSAC*, vol. 13, no. 4, May 1995, pp. 633–41.
- [7] S. Kalyanaraman, "Traffic Management for the Available Bit Rate (ABR) Service in Asynchronous Transfer Mode (ATM) Networks," Ph.D. dissertation, Dept. of Comp. and Info. Sci., Ohio State Univ., Aug. 1997; all our papers and ATM Forum contributions are available through <http://www.cis.ohio-state.edu/~jain>.

## ADDITIONAL READING

- [1] R. Jain, R. Goyal, S. Kalyanaraman, S. Fahmy, and S. M. Srinidhi, "Performance of TCP over UBR and Buffer Requirements," *ATM Forum Cont.* 96-0518, Apr. 1996.
- [2] R. Satyavdu, K. Duvedi, and S. Kalyanaraman, "Explicit rate control of TCP applications," *ATM Forum cont.* 98-0152A, Feb. 1998.

## BIOGRAPHIES

SHIVKUMAR KALYANARAMAN ([shivkuma@ecse.rpi.edu](mailto:shivkuma@ecse.rpi.edu)) is an assistant professor at the Department of Electrical, Computer and Systems Engineering at Rensselaer Polytechnic Institute in Troy, New York. He received a B. Tech degree from the Indian Institute of Technology, Madras, in July 1993, followed by M.S. and Ph.D. degrees in computer and information sciences at Ohio State University in 1994 and 1997, respectively. His research interests include multimedia networking, traffic management in broadband networks, Internet pricing, and performance analysis of distributed systems. He is a co-inventor of two patents (the ERICA and OSU schemes for ATM traffic management), and has co-authored several papers and ATM Forum contributions in the field of ATM traffic management. He is a member of IEEE-CS and ACM. His homepage can be found at <http://www.ecse.rpi.edu/Homepages/shivkuma>.

RAJ JAIN [F] ([jain@cis.ohio-state.edu](mailto:jain@cis.ohio-state.edu)) is a professor of computer information sciences at Ohio State University, Columbus. Prior to joining the University in April 1994, he was a senior consulting engineer at Digital Equipment Corporation, Littleton, Massachusetts, where he was involved in design and analysis of many computer systems and networks, including VAX clusters, Ethernet, DECnet, OSI, FDDI, and ATM networks. Currently he is very active in the Traffic Management and Testing working groups of the ATM Forum and has influenced its direction considerably. His current research interests are in traffic management, performance benchmarking, and the performance analysis and design of gigabit networks, broadband networks, wireless networks, and multimedia networks. He received a Ph.D. degree in computer science from Harvard in 1978. He taught at MIT for 1984–1985 and 1987. He is the author of two books, *The Art of Computer Systems Performance Analysis* and *FDDI Handbook: High-Speed Networking with Fiber and Other Media*. He is an ACM Fellow and is on the editorial boards of several journals. He has several patents and over 35 publications. He can be found at <http://www.cis.ohio-state.edu/jain>.

SONIA FAHMY [STM] ([fahmy@cis.ohio-state.edu](mailto:fahmy@cis.ohio-state.edu)) received her B.Sc. degree from the American University, Cairo, Egypt, in June 1992, and her M.S. degree from Ohio State University in March 1996, both in computer science. She is currently a Ph.D. student at Ohio State University. Her main research interests are in the areas of broadband networks, multipoint communication, traffic management, performance analysis, and distributed computing. She is the author of several papers and ATM Forum contributions. She is a student member of the ACM and the IEEE Computer Societies. She can be found at <http://www.cis.ohio-state.edu/fahmy>.

ROHIT GOYAL ([goyal@cis.ohio-state.edu](mailto:goyal@cis.ohio-state.edu)) is a Ph.D. student with the Department of Computer and Information Science at Ohio State University, Columbus. He got his B.S. in computer science from Denison University, Granville, Ohio. He is working with Prof. Raj Jain in the area of congestion control in ATM networks. He has been actively involved in developing ERICA and ERICA+, explicit rate congestion avoidance schemes for ATM networks. His current work includes the design of a multiple-class scheduling mechanism for ATM networks. He is also studying the performance and buffer requirements of TCP over UBR. His work has been published in several ATM Forum contributions and technical reports. His other interests include distributed systems, artificial intelligence, and performance analysis. He is a member of Phi Beta Kappa, Who's Who among Students in American Colleges, Sigma Xi, Pi Mu Epsilon, Sigma Pi Sigma, and the Phi Society. He can be found at <http://www.cis.ohio-state.edu/goyal>.