



UvA-DARE (Digital Academic Repository)

Performance of the ATLAS muon triggers in Run 2

Aad, G.; Bentvelsen, S.; Bobbink, G.J.; Colijn, A.P.; De Beurs, M.; de Jong, P.; Dias, F.A.; Ferrari, P.; Kluit, P.; Snoek, H.L.; Stamenkovic, M.; Stapf, B.; Van Vulpen, I.; Veen, M.J.; Verkerke, W.; Vermeulen, A.T.; Vermeulen, J.C.; Vreeswijk, M.; Wolf, T.M.H.

DOI

[10.1088/1748-0221/15/09/P09015](https://doi.org/10.1088/1748-0221/15/09/P09015)

Publication date

2020

Document Version

Final published version

Published in

Journal of Instrumentation

License

CC BY

[Link to publication](#)

Citation for published version (APA):

Aad, G., Bentvelsen, S., Bobbink, G. J., Colijn, A. P., De Beurs, M., de Jong, P., Dias, F. A., Ferrari, P., Kluit, P., Snoek, H. L., Stamenkovic, M., Stapf, B., Van Vulpen, I., Veen, M. J., Verkerke, W., Vermeulen, A. T., Vermeulen, J. C., Vreeswijk, M., & Wolf, T. M. H. (2020). Performance of the ATLAS muon triggers in Run 2. *Journal of Instrumentation*, 15(9), [P09015]. <https://doi.org/10.1088/1748-0221/15/09/P09015>

General rights

It is not permitted to download or to forward/distribute the text or part of it without the consent of the author(s) and/or copyright holder(s), other than for strictly personal, individual use, unless the work is under an open content license (like Creative Commons).

Disclaimer/Complaints regulations

If you believe that digital publication of certain material infringes any of your rights or (privacy) interests, please let the Library know, stating your reasons. In case of a legitimate complaint, the Library will make the material inaccessible and/or remove it from the website. Please Ask the Library: <https://uba.uva.nl/en/contact>, or a letter to: Library of the University of Amsterdam, Secretariat, Singel 425, 1012 WP Amsterdam, The Netherlands. You will be contacted as soon as possible.

UvA-DARE is a service provided by the library of the University of Amsterdam (<https://dare.uva.nl>)

OPEN ACCESS

Performance of the ATLAS muon triggers in Run 2

Recent citations

To cite this article: G. Aad *et al* 2020 *JINST* 15 P09015

View the [article online](#) for updates and enhancements.

- [Performance of the ATLAS RPC detector and Level-1 muon barrel trigger at \(s\)=13 TeV](#)
G. Aad *et al*
- [Search for pair production of scalar leptoquarks decaying into first- or second-generation leptons and top quarks in proton–proton collisions at \$\sqrt{s} = 13\$ TeV with the ATLAS detector](#)
G. Aad *et al*
- [A search for the dimuon decay of the Standard Model Higgs boson with the ATLAS detector](#)
G. Aad *et al*



ECS **240th ECS Meeting**
Digital Meeting, Oct 10-14, 2021

Register early and save up to 20% on registration costs

Early registration deadline Sep 13

REGISTER NOW



Performance of the ATLAS muon triggers in Run 2



The ATLAS collaboration

E-mail: atlas.publications@cern.ch

ABSTRACT: The performance of the ATLAS muon trigger system is evaluated with proton-proton (pp) and heavy-ion (HI) collision data collected in Run 2 during 2015–2018 at the Large Hadron Collider. It is primarily evaluated using events containing a pair of muons from the decay of Z bosons to cover the intermediate momentum range between 26 GeV and 100 GeV. Overall, the efficiency of the single-muon triggers is about 68% in the barrel region and 85% in the endcap region. The p_T range for efficiency determination is extended by using muons from decays of J/ψ mesons, W bosons, and top quarks. The performance in HI collision data is measured and shows good agreement with the results obtained in pp collisions. The muon trigger shows uniform and stable performance in good agreement with the prediction of a detailed simulation. Dedicated multi-muon triggers with kinematic selections provide the backbone to beauty, quarkonia, and low-mass physics studies. The design, evolution and performance of these triggers are discussed in detail.

KEYWORDS: Data acquisition concepts; Data processing methods; Online farms and online filtering; Trigger concepts and systems (hardware and software)

ARXIV EPRINT: [2004.13447](https://arxiv.org/abs/2004.13447)



Contents

1	Introduction	1
2	The ATLAS detector	1
3	Data and simulation samples	3
4	Offline object reconstruction and identification	4
5	The ATLAS muon trigger	5
6	Muon trigger menu	10
7	CPU timing studies	11
8	Trigger performance measurements	13
8.1	Resolution studies	13
8.2	Rate measurements	13
8.3	Trigger efficiency measurement	14
9	L1 muon trigger performance	17
10	Muon trigger efficiency in <i>pp</i> data-taking	19
10.1	Single-muon trigger efficiency	19
10.2	Multi-muon trigger efficiency	22
10.3	High- p_T muons in low-pile-up <i>pp</i> collisions	25
11	Muon trigger efficiency in HI data-taking	25
12	Muon triggers for <i>B</i>-physics and Light States programme	27
12.1	BLS L1 topological trigger	27
12.2	BLS HLT algorithms	29
12.3	Rates and streaming strategy	31
12.4	Performance	33
13	Conclusion	35
	The ATLAS collaboration	40

1 Introduction

The presence of prompt muons in the final state is a distinctive signature for many physics processes studied in collisions at the Large Hadron Collider (LHC). These studies include measurements of properties of the Higgs boson and Standard Model processes, searches for new phenomena, and a B -physics and Light States (BLS) programme. A high-performance muon trigger is crucial for recording a high-quality data set serving the various physics analyses. In parallel, a good simulation of the trigger performance is necessary.

The ATLAS muon trigger system identifies muons produced in proton-proton (pp) or heavy-ion (HI) interactions. It is designed to do so with high efficiency and low muon transverse momentum (p_T) thresholds. The system employs a two-level, multi-pronged strategy with

1. fast custom trigger electronics at Level-1 (L1);
2. dedicated algorithms to reconstruct muons and estimate their parameters at the High-Level Trigger (HLT).

In order to address a wide variety of physics topologies, ATLAS has developed a suite of triggers designed to select muons. A single-muon trigger with a p_T threshold of 26 GeV is used by many physics analyses. In addition, muon triggers in combination with electrons, τ -leptons, jets and missing transverse momentum, as well as multi-muon triggers with lower muon p_T thresholds, increase the sensitivity for various physics phenomena which benefit from a lower p_T threshold. For the BLS programme studying beauty, quarkonia, and low-mass physics, various low- p_T multi-muon triggers are used with a special configuration that allows a high trigger efficiency for non-prompt muons.¹

During the LHC Run 2 (2015–2018), the ATLAS experiment collected pp collision data at a centre-of-mass energy of 13 TeV with a maximum instantaneous luminosity of $2.1 \times 10^{34} \text{ cm}^{-2}\text{s}^{-1}$. The average number of interactions occurring in the same bunch crossing, $\langle \mu \rangle$, was 13 on average in 2015 and increased during the data-taking period to 25 in 2016, 38 in 2017, and 36 in 2018. Such interactions beyond the interaction of interest, as well as interactions from neighbouring bunch crossings, are called pile-up interactions. To cope with such harsh conditions, several improvements, on both the hardware side and software side, were deployed before the start of Run 2 and during the data-taking campaign. In this paper, the performance of the ATLAS muon trigger is evaluated, primarily using samples containing muon pairs from Z boson decays. The performance of the low- p_T muon triggers ($p_T \lesssim 10 \text{ GeV}$) is evaluated with samples containing a pair of muons from the decay of J/ψ mesons. The performance of the high- p_T muon triggers ($p_T \gtrsim 100 \text{ GeV}$) is evaluated using events containing top quarks or W bosons, where a W boson decays into a muon and neutrino.

2 The ATLAS detector

The ATLAS experiment is a multipurpose particle detector with a forward-backward cylindrically symmetric geometry and almost 4π coverage in solid angle,² and is composed of four major sub-

¹Non-prompt muons are muons which originate from the decay of a secondary particle and are displaced from the primary interaction vertex.

²ATLAS uses a right-handed coordinate system with its origin at the nominal interaction point (IP) in the centre of the detector and the z -axis along the beam pipe. The x -axis points from the IP to the centre of the LHC ring, and the

detectors: an inner tracking detector (ID), a calorimetry system subdivided into an electromagnetic calorimeter and a hadronic calorimeter, and a muon spectrometer (MS). A detailed description of the ATLAS detector can be found in ref. [1–3]. Muons are measured independently in the ID and in the MS. The ID consists of a silicon pixel detector, a silicon microstrip detector and a transition radiation straw tube tracker, and is embedded in a solenoid, providing a magnetic field of 2 T. The ID measures charged-particle tracks up to $|\eta| = 2.5$.

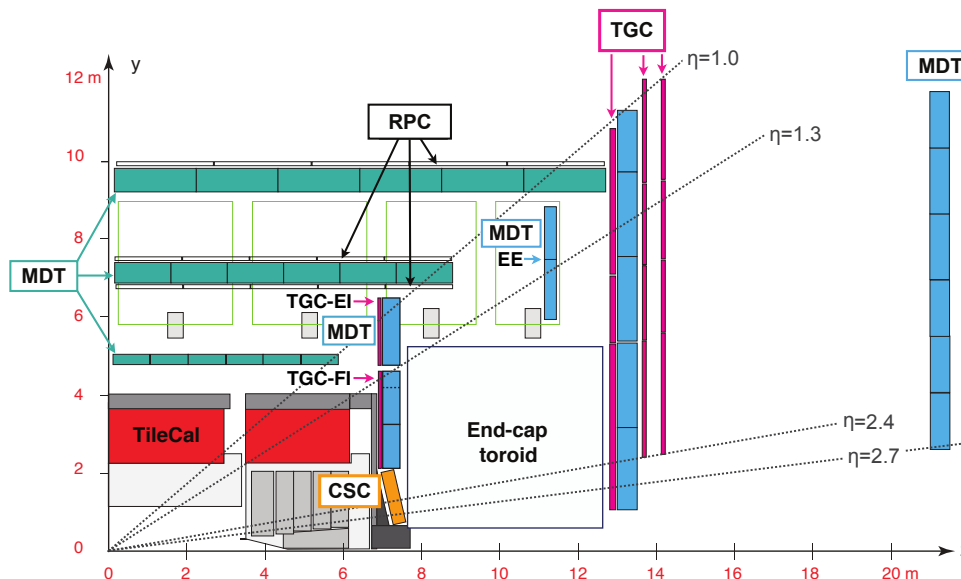


Figure 1. A schematic picture showing a quarter-section of the muon system in a plane containing the beam axis, with monitored drift tube (MDT) and cathode strip (CSC) chambers for momentum determination and resistive plate (RPC) and thin gap (TGC) chambers for triggering. The Forward Inner and Endcap Inner TGC chambers are marked as TGC-FI and TGC-EI, respectively. The Extended Endcap MDT chambers are referred to as EE.

The MS is based on three large air-core superconducting toroidal magnet systems (two endcaps and one barrel) with eight coils each, providing a field integral between 2.0 Tm and 6.0 Tm across most of the detector acceptance. Figure 1 shows a quarter-section of the muon system in a plane containing the beam axis. In the central region, the detectors compose a barrel that is arranged in three concentric cylindrical shells around the beam axis. In the endcap region, the muon chambers form large wheels, perpendicular to the z -axis. Several detector technologies are utilised to provide both precision tracking and triggering. The deflection of the muon trajectory in the magnetic field is detected using hits in three layers of precision monitored drift tube (MDT) chambers for $|\eta| < 2$. In the region $2.0 < |\eta| < 2.7$, two layers of MDT chambers in combination with one layer of cathode strip chambers (CSC) are used. Three layers of resistive plate chambers (RPC) in the barrel region ($|\eta| < 1.05$), and three layers of thin gap chambers (TGC) in the endcap regions ($1.05 < |\eta| < 2.4$) provide the L1 muon trigger and the read-out of the coordinate in the r - ϕ projection.

y -axis points upward. Cylindrical coordinates (r, ϕ) are used in the transverse plane, ϕ being the azimuthal angle around the beam pipe. The pseudorapidity is defined in terms of the polar angle θ as $\eta = -\ln \tan(\theta/2)$. Angular distance is measured in units of $\Delta R \equiv \sqrt{(\Delta\eta)^2 + (\Delta\phi)^2}$.

3 Data and simulation samples

Several data samples collected by the ATLAS detector are used to measure the muon trigger efficiency. In the following, the data samples used in the analysis are summarised. The data used in the measurements to derive the pp collisions trigger performance rates and efficiencies were collected during Run 2 in 2015–2018 with pp collisions at a centre-of-mass energy of 13 TeV, amounting to a total integrated luminosity of 139 fb^{-1} [4, 5]. Only data recorded with stable beams and with all relevant sub-detector systems fully operational are considered and accounted for in the integrated luminosity calculation. The trigger performance measured in pp collision data is compared with predictions of Monte Carlo (MC) simulation. Generated samples were processed by the detector simulation of the ATLAS experiment based on GEANT4 [6].

The intermediate- p_T (low- p_T) analysis uses $Z \rightarrow \mu\mu$ ($J/\psi \rightarrow \mu\mu$) samples for the performance measurements. Samples of prompt $J/\psi \rightarrow \mu\mu$ decays were generated using PYTHIA 8.186 [7] complemented with Photos++ (v3.52) [8, 9] to simulate the effects of final-state radiation. A requirement on the minimum transverse momentum of each muon ($p_T > 4 \text{ GeV}$) was applied at the generator level. The POWHEG-BOX v1 MC generator [10–13] was used for the simulation of the hard-scattering processes of Z boson production and decay in the muon channel. It was interfaced to PYTHIA 8.186 for the modelling of the parton shower, hadronisation, and underlying event, with parameter values set according to the AZNLO tune [14]. The CT10 parton distribution function (PDF) set [15] was used for the hard-scattering processes, whereas the CTEQ6L1 PDF set [16] was used for the parton shower. The effect of quantum electrodynamics final-state radiation was simulated with Photos++ (v3.52). The EVTGEN v1.2.0 program [17] was used to decay bottom and charm hadrons.

The high- p_T analysis focuses on two event topologies: events with muons from top-quark pair production ($t\bar{t}$), and events containing a leptonically decaying W boson and jets (W +jets). Events from V +jets production ($V = W$ or Z) and diboson processes were simulated with the SHERPA v2.2 [18] generator at next-to-leading order (NLO) in QCD. Samples were generated using the NNPDF3.0NNLO PDF set [19], along with the dedicated set of tuned parton shower parameters developed by the SHERPA authors. The production of $t\bar{t}$ events was modelled using the POWHEG-BOX v2 [20] generator at NLO in QCD. Background processes are also estimated from simulation, using several generation set-ups depending on the process. Single-top production in the s - and t -channels was simulated with the same set-up using POWHEG-BOX v2 [21, 22] at NLO in QCD. The Wt process was modelled using the POWHEG-BOX v2 [10–12, 23] generator at NLO in QCD in the five-flavour scheme. The tZ process was modelled with MADGRAPH5_aMC@NLO at leading order in QCD. The production of tWZ , $t\bar{t}W$, $t\bar{t}Z$ and $t\bar{t}t\bar{t}$ events was modelled using the MADGRAPH5_aMC@NLO v2.3.3 [24] generator at NLO in QCD. All top-quark samples were produced with the NNPDF3.0 PDF set and were interfaced with PYTHIA 8 [25] using the A14 tune [26] and the NNPDF2.3LO PDF set [27].

In addition, the trigger efficiencies are also derived for data from low-pile-up pp collisions with an average pile-up of 1.1 at a centre-of-mass energy of 5.02 TeV. This data set was collected in November 2015, and amounts to a total integrated luminosity of 25 pb^{-1} . The corresponding sample of simulated $Z \rightarrow \mu\mu$ events was produced with a set-up similar to the one described above.

Trigger efficiency measurements for HI collisions described in this document are based on

the data collected during Run 2 for Pb+Pb and p +Pb collisions at centre-of-mass energies of $\sqrt{s_{\text{NN}}} = 5.02$ TeV and $\sqrt{s_{\text{NN}}} = 8.16$ TeV per nucleon pair. The Pb+Pb data were collected in November–December 2015 and at the end of Run 2, amounting to total integrated luminosities of 0.49 nb^{-1} and 1.42 nb^{-1} , respectively. The p +Pb data were collected in November–December 2016, amounting to a total integrated luminosity of 165 nb^{-1} .

The p +Pb collisions were divided into two periods corresponding to different beam orientations of the protons and lead nuclei. The two beam orientations are defined as follows:

- The ‘ p +Pb’ configuration: protons circulate in beam 2 and lead ions circulate in beam 1; protons go in the negative- η direction. The total integrated luminosity amounts to 56.8 nb^{-1} .
- The ‘Pb+ p ’ configuration: protons circulate in beam 1 and lead ions circulate in beam 2; protons go in the positive- η direction. The total integrated luminosity amounts to 107.8 nb^{-1} .

4 Offline object reconstruction and identification

Reconstructed muons and jets are used to measure the muon trigger performance. The detailed selections of the reconstructed objects differ depending on the measurement and are outlined in section 8, while this section provides an overview of the object reconstruction itself.

Muons are reconstructed [28] from combined tracks in the MS and the ID. Their transverse momentum is calibrated [28], and they are required to fulfil certain identification criteria [28] which may vary between different measurements. To be selected as prompt muons, their tracks must point to the primary vertex³ (PV), which is ensured by requiring that the track’s transverse impact parameter significance, $|d_0/\sigma(d_0)|$, is less than 3, and that the distance of closest approach to the PV along the z -axis satisfies $|z_0 \sin(\theta)| < 0.5$ mm. In order to suppress background from non-prompt muons, an isolation criterion can be applied. The scalar sum of the p_{T} of tracks within a variable-size cone around the muon (excluding its own track) must be less than 6% of the muon p_{T} . The track isolation cone size for muons, ΔR , is given by the smaller of $\Delta R = 10 \text{ GeV}/p_{\text{T}}$ and $\Delta R = 0.3$.

Jets are reconstructed from topological clusters of energy deposits in calorimeter cells [29] with the anti- k_r algorithm [30] with a radius parameter of 0.4. Jets are calibrated to the jet energy scale at particle level [31] and are required to be within the fiducial volume $|\eta| < 2.5$. For jets with $|\eta| < 2.4$ and $p_{\text{T}} < 60$ GeV, pile-up contributions are suppressed by the use of the jet vertex tagger [32]. Jets containing b -hadrons are identified as ‘ b -tagged’ using the MV2c10 algorithm, a multivariate discriminant based on the track impact parameters and displaced vertices [33]. These b -tagged jets are reconstructed in the region $|\eta| < 2.5$ and have $p_{\text{T}} > 20$ GeV. The b -tagging working point (WP) with 77% efficiency for jets containing b -hadrons in simulated $t\bar{t}$ events provides rejection rates of 110 and 4.9 for light-flavour jets and jets containing c -hadrons, respectively.

The missing transverse momentum $\mathbf{p}_{\text{T}}^{\text{miss}}$, with magnitude $E_{\text{T}}^{\text{miss}}$, is calculated as the negative vectorial sum of the transverse momenta of all reconstructed objects and the soft term. The soft term includes all tracks associated with the PV but not matched to any reconstructed physics object.

³The primary vertex is defined as the reconstructed vertex with the highest sum of the squared transverse momenta of the associated tracks.

Tracks not associated with the PV are not considered in the E_T^{miss} calculation, improving the E_T^{miss} resolution by suppressing the effect of pile-up [34, 35].

5 The ATLAS muon trigger

The muon trigger system is a part of the ATLAS trigger system, allowing event triggering based on muons in a wide muon momentum range with high efficiency. The ATLAS trigger, including the muon trigger system, conceptually consists of two levels: the hardware-based L1 trigger and the software-based HLT. The L1 decision is formed by a Central Trigger Processor [36], based on information received from the calorimeters and muon trigger chambers. For select multi-object triggers, the L1 topological trigger processor [37, 38], commissioned in 2016, combines information about several objects into topological information. After the L1 trigger accepts the event, it is processed by the HLT. If also accepted at the HLT level, the event is transferred to local storage and exported to a Tier-0 facility at the CERN computing centre for offline reconstruction and finally moved to permanent storage. Recorded events are gathered in data streams, depending on their primary use case and their specific offline reconstruction needs. The event selection in the HLT is referred to as a trigger, and the collection of all L1 and HLT triggers and their prescales⁴ is called the trigger menu. The trigger menu defines several types of triggers [39], but this paper focuses on primary triggers which are used for physics measurements and typically have no prescale applied.

In the L1 processing the degree of deviation from the hit pattern expected for a muon with infinite momentum is used to estimate the p_T of the muon with six programmable thresholds. The number of muon candidates passing each threshold is used in the conditions for the global L1 trigger. Following an L1 accept decision, the p_T thresholds and the corresponding detector regions, called regions of interest (RoIs), are sent to the HLT for further consideration [1, 40]. The typical dimensions of the RoIs are 0.1×0.1 (0.03×0.03) in $\Delta\eta \times \Delta\phi$ in the RPCs (TGCs) [1]. The geometric coverage of the L1 trigger is $\approx 99\%$ in the endcap regions and $\approx 80\%$ in the barrel region. The limited geometric coverage in the barrel region is due to gaps around $\eta = 0$ (to provide space for services of the ID and calorimeters), the feet and rib support structures of the ATLAS detector, and two small elevator shafts in the bottom part of the MS. The barrel region is equipped with three concentric layers of RPCs. The L1 trigger decision in the barrel region is based on the coincidence of hits from three (two) concentric RPC stations [41] for the three high- p_T (low- p_T) thresholds. During Run 2, only the high- p_T triggers were used for single-muon signatures, while the low- p_T triggers were used in coincidence with other trigger objects to select multi-object signatures, including muon pairs. During the shutdown of the LHC in 2013–2014, a fourth layer of RPC chambers was added to the trigger system in the detector feet region ($-2.16 < \phi < -1.77$ and $-1.37 < \phi < -0.98$) to cover holes in the geometrical acceptance caused by the ATLAS support structures. These RPC chambers were installed during the construction of ATLAS but not equipped with trigger electronics at that time. Figure 2 (left) shows the position of these chambers in the outer part of the muon spectrometer. For these new RPC chambers a two-layer coincidence is used also for the highest p_T thresholds. This resulted in a 20% increase of acceptance in those ϕ regions. These additional

⁴The term prescale means that only one out of N events passing the trigger decision is accepted.

‘feet RPC’ chambers were commissioned during the data-taking in 2015 and enabled for physics in 2016. Figure 2 (right) shows the impact of the feet RPC chambers on the trigger efficiency in one of the two ϕ regions. Additionally, new RPC detectors were installed in 2014 in the elevator regions at $\phi \approx 1.57$, $|\eta| \approx 0.7$. Part of these chambers use small-gap RPCs with a 1 mm gas gap, rather than 2 mm as in standard ATLAS RPCs, similar to those that will be used for the High Luminosity LHC upgrade.

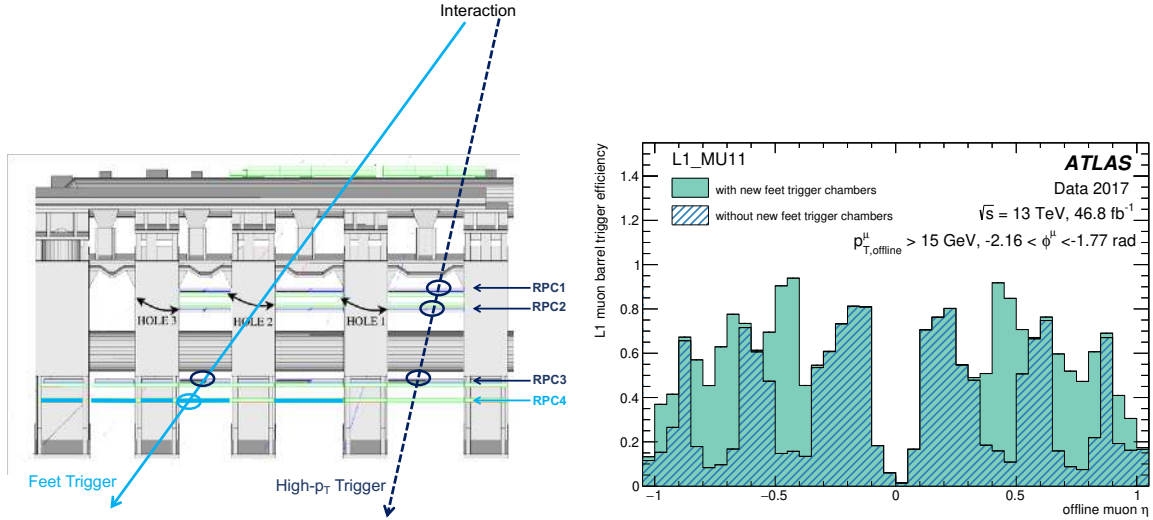


Figure 2. Left: sketch showing the position of the new RPC chambers (RPC4) in the feet sectors. The muon trajectory depicted by the solid line is accepted by a two-layer coincidence (RPC3-RPC4) using the new feet chambers. The dashed-line trajectory shows a muon accepted by the standard three-layer (RPC1-RPC2-RPC3) high- p_T trigger. Right: L1 trigger efficiency as a function of the pseudorapidity of offline reconstructed muon candidates in the barrel detector region for $-2.16 < \phi < -1.77$ evaluated for a trigger applying a 3-station coincidence requirement and a p_T threshold of 10 GeV (L1_MU11). The efficiency with the newly installed RPC chambers is shown as the solid filled histogram, while the efficiency without these chambers is overlaid as the hatched histogram. Muons are required to pass *Medium* quality requirements [28] and have a transverse momentum of at least 15 GeV.

The L1 trigger decision in the endcap region ($1.05 < |\eta| < 2.4$) is based on the coincidence of hits in the TGC stations of the middle layer, called the Big Wheel. Many upgrades were deployed in Run 2 in order to reduce the L1 trigger rate while keeping the efficiency high. The main source of trigger background in the L1 muon endcap system is low-momentum charged particles emerging from the endcap toroid magnets and beam shielding. To suppress these backgrounds, a coincidence requirement between the Big Wheel and TGC Forward Inner (TGC-FI) chambers was introduced in 2015. The optimisation of this coincidence and a new coincidence between the Big Wheel and TGC Endcap Inner (TGC-EI) chambers was performed in 2016. The effect of these coincidence requirements is shown in figure 3. The asymmetry is due to the different acceptance of charged fake muons given the magnetic field configuration of the MS.

A coincidence between TGC chambers and the tile hadronic calorimeter (TileCal) assists in the rejection of fake muon triggers in the region $1.05 < |\eta| < 1.3$. The coincidence mitigates the effect of the limited ϕ coverage ($\sim 50\%$) of the inner layer of the muon detector due to the toroidal magnets. Figure 4 (left) shows the pseudorapidity distribution of the single-muon trigger

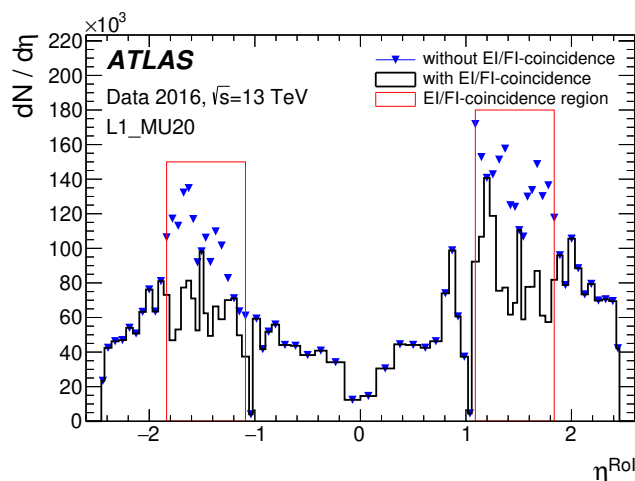


Figure 3. Pseudorapidity distributions of the L1 muon trigger with a p_T threshold of 20 GeV (L1_MU20) and the rate reduction due to requiring a coincidence with TGCs consisting of Endcap Inner (EI) and Forward Inner (FI) chambers are shown, using events taken by a lower-threshold L1 trigger (L1_MU11) in 2016. The η^{RoI} distribution after the inclusion of the EI/FI-coincidence is shown as a solid black line. The η^{RoI} distribution before the inclusion of the EI/FI-coincidence is also shown as a reference (blue triangles) to examine the reduction of the L1_MU20 trigger rate at $1.05 < |\eta| < 1.8$, which is highlighted by the red rectangles. No coincidence was required for $|\eta| \sim 1.5$ because the FI chambers in this region were inactive, which explains the lack of rate reduction. Moreover, the coincidence around $|\eta| \sim 1.2$ was intentionally not applied, to allow commissioning of a coincidence with the TileCal.

with p_T requirement above 20 GeV (L1_MU20). A rate reduction is observed in $1.05 < |\eta| < 1.3$. Figure 4 (right) shows the L1_MU20 trigger rate as a function of instantaneous luminosity. A reduction of 6% in the L1_MU20 trigger rate is observed for the entire coverage of the MS when requiring the TileCal coincidence, at a cost of at most 2.5% inefficiency. This is compatible with the geometrical gaps between TileCal modules. In 2016, the 2-station-strip coincidence in the Big Wheel was changed to a 3-station-strip coincidence for the single-muon trigger with p_T requirement above 4 GeV (L1_MU4). A chamber-by-chamber Coincidence Window (CW) optimisation procedure was introduced to take the detector alignment into account by varying the p_T depending on the bending magnitude. Originally the CWs were extracted from MC simulation with perfect alignment. During the 2017 data-taking the CWs were optimised for most triggers based on the data taken in 2015 and 2016. CW optimisations for lower- p_T triggers were performed at the beginning of 2018. The rate reduction for the L1 trimuon trigger with a 4 GeV threshold is shown in figure 5.

The HLT selects events in two stages, executing fast reconstruction algorithms first, followed by muon algorithms similar to the ones used for offline muon reconstruction [28]. The RoI identified by the L1 trigger enables the fast algorithms to select precisely the region of the detector in which the interesting features reside, therefore reducing the amount of data to be transferred and processed. The muon stand-alone (SA) algorithm constructs a track using the MDT hits within the RoI, refining the L1 candidate. To achieve the needed resolution in sufficiently short time, the p_T of the SA muon is reconstructed with simple parameterised functions. Several changes were

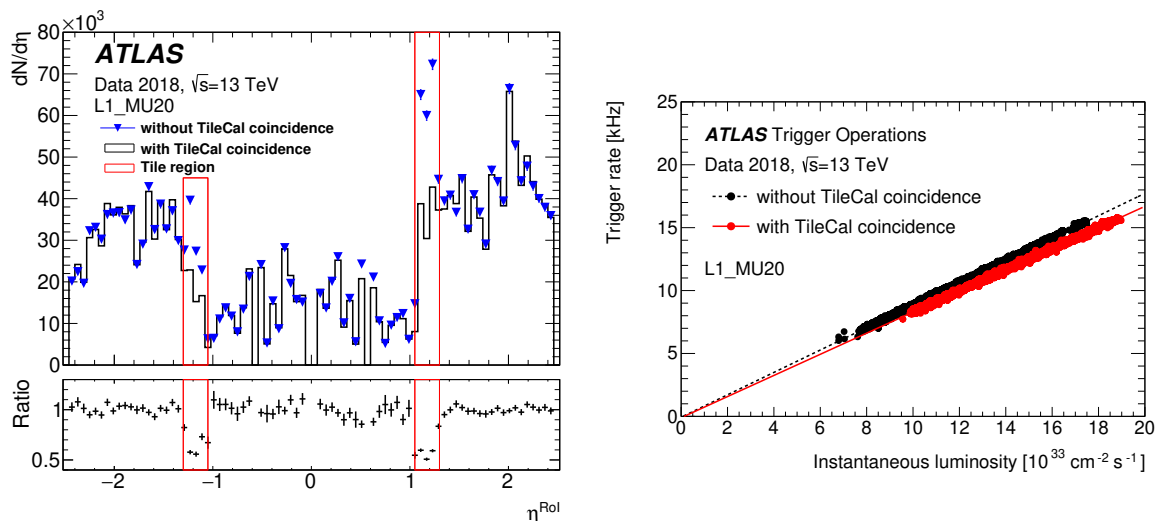


Figure 4. Left: pseudorapidity distribution of the L1 RoIs (η^{RoI}) which fulfil the 20 GeV requirement (L1_MU20) after the new TileCal coincidence in the L1 trigger decisions (solid black line). The η^{RoI} distribution before the deployment of the TileCal coincidence is also shown as a reference (blue triangles) to examine the reduction of the L1_MU20 trigger rate at $1.05 < |\eta| < 1.3$, which is highlighted by the red rectangles. The reference histogram is normalised so that the entries out of the acceptance of the TileCal coincidence ($1.05 < |\eta^{\text{RoI}}| < 1.3$) are compatible between the two distributions for the comparison. The ratio of after to before deployment of the TileCal coincidence is also shown. The error bars show the statistical uncertainties only. Right: L1 trigger rate for the L1_MU20 trigger as a function of instantaneous luminosity. The black (red) points correspond to data recorded without (with) the TileCal coincidence requirement.

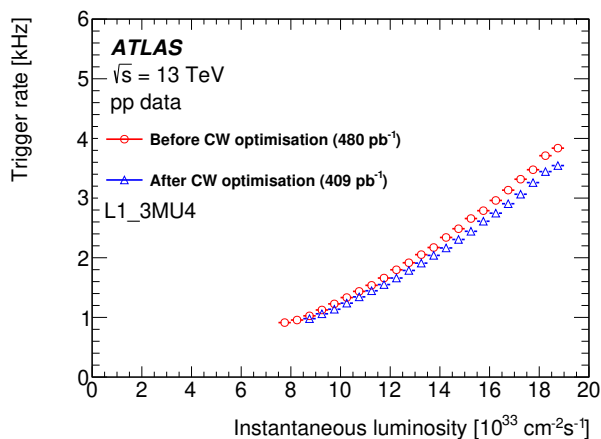


Figure 5. Trigger rate of the trimuon L1 trigger with a 4 GeV threshold as a function of the instantaneous luminosity before (open circles) and after (open triangles) the coincidence window optimisation.

deployed during Run 2 in order to improve the efficiency and p_{T} resolution of the SA algorithm. The efficiency is optimised by refining the fitting algorithm such that noise hits in the MDTs are removed. Further improvements in the p_{T} resolution are obtained in the regions $1.05 < |\eta| < 1.35$ and $2.0 < |\eta| < 2.4$ by including additional hit information from the Extended Endcap (EE) and CSC chambers respectively. Figure 6 summarises the improvements in the efficiency (left)

and p_T resolution (right) which have been measured with the tag-and-probe method discussed in section 8.3. The raise in efficiency at p_T values below the threshold is caused by two effects: the L1 trigger mis-reconstructs a low- p_T muon as a high- p_T object leading to a wrong reconstruction by the fast reconstruction algorithms, and an overestimation of the muon p_T if it traverses regions with a weak magnetic field, leading to an almost straight trajectory.

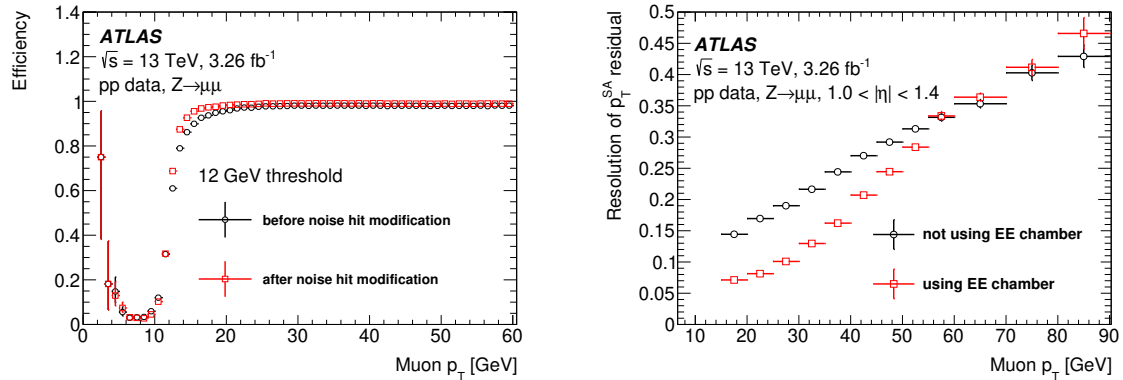


Figure 6. Improvements of the fast reconstruction algorithms measured in pp collision data taken in 2015 evaluated in $Z \rightarrow \mu\mu$ events using a tag-and-probe approach outlined in section 8.3. The error bars show the statistical uncertainties only. Left: efficiency of the fast SA reconstruction before (black circles) and after (red squares) the modification of the noise hits requirement for a p_T threshold of 12 GeV. Right: p_T resolution of the fast SA reconstruction obtained by including additional hit information from the EE chambers (red squares) and not including (black circles) this information. The resolution is extracted by a Gaussian fit to the distribution of the fractional residual of inverse- p_T , $(1/p_T^{SA} - 1/p_T^{offline}) / (1/p_T^{offline})$.

Following the SA algorithm step, the MS-only muon track is combined with reconstructed tracks in the ID. For this the muon track is back-extrapolated to the interaction point using the offline track extrapolator and statistically combined with tracks reconstructed in the ID to form a combined muon candidate with refined track parameter resolution.

The final step in the HLT selection is the precision stage, which can be operated in two modes: the RoI-based mode and the full-scan (FS) mode. The first mode focuses on RoIs defined by the L1 and fast reconstruction steps, while the second searches the full detector without using information from any of the previous steps. Using the FS mode allows circumvention of the L1 inefficiencies, but given the high CPU demand it cannot be executed for every event.

In the RoI-based method, muon candidates, called precision stand-alone muons, are first formed by using the muon detectors, and are subsequently combined with ID tracks, by means of a fit of the hits from both, leading to precision combined muons. If no combined muon is formed, muon candidates are searched for by extrapolating ID tracks to the muon detectors. If there are corresponding track segments, combined muons are formed. Additionally, the degree of isolation for the combined muon is quantified by summing the p_T of ID tracks with $p_T^{\text{trk}} > 1$ GeV found near the combined muon candidate. The ‘near’ criterion is defined by a cut requiring $\Delta z < 6$ mm, with Δz being the distance of the track from the primary vertex in the z -direction. This cut was found to be slightly inefficient in events with high pile-up in 2017 and thus was tightened to $\Delta z < 2$ mm, which allowed the loosening of the isolation criterion for data-taking in 2018. The isolation criterion

is defined by a cut on the ratio of the summed transverse momentum of the additional nearby tracks to the p_T of the muon candidate, $\sum_{\Delta z < 6(2)\text{mm}} p_T^{\text{trk}} / p_T^{\mu} < \text{cut}$. Several cut values are defined, corresponding to different WPs. Commonly, the *Medium* WP is used with a cut at 7%, while in 2015 a cut at 6% was applied. A second procedure extends the combined precision algorithm by searching for muon candidates in the MS only. This can be used, for example, in searches for long-lived particles leaving no signature in the ID.

The FS mode is used to find additional muons that are not found by the RoI-based method mainly due to L1 inefficiencies. In the FS mode, muon candidates are first sought in all muon detectors. Then, RoIs are constructed around the found MS tracks and ID tracks are reconstructed within these RoIs. The same combination procedure described for the RoI-based method is used to construct combined FS muons. Given the high CPU demand of the FS procedure, it is only executed in multi-object triggers with at least one of the trigger objects found by an RoI-based algorithm.

6 Muon trigger menu

The trigger system is configured via the trigger menu, which defines the set of trigger selection criteria used for data-taking or simulation. A sequence of reconstruction and selection steps for specific muon objects in the trigger system is specified by a trigger chain which is often referred to simply as a trigger. Due to changing LHC conditions and continuous improvements in the trigger algorithms, the menu is subject to frequent changes. Details of the menu configuration for each year of data-taking can be found in refs. [39, 42–44]. In the following, the most common selections used by the majority of physics analyses are summarised.

In 2015 and 2016, the six programmable p_T thresholds of the L1 trigger were set as L1_MU4, L1_MU6, L1_MU10, L1_MU11, L1_MU15 and L1_MU20. The numbers in the L1 trigger names correspond to the p_T threshold (in GeV), except for L1_MU11, which applies a 10 GeV threshold, but contrary to L1_MU10 a 3-station coincidence is required for the RPCs. After the deployment of the additional RPC chambers in the feet region, L1_MU15 was replaced by an L1_MU20 version disabling those chambers to be used as backup in case of rate increases at high instantaneous luminosities. The sequence of the single-muon trigger chains which ran without any prescale in 2016–2018 are shown in table 1. In 2015, lower thresholds were supported. Details of the trigger menu in 2015 are documented in ref. [42].

The single-muon trigger chain HLT_mu26_ivarmedium is designed to select isolated muons with $p_T > 26$ GeV by requiring a relatively loose isolation criterion in order to control trigger rates. The isolation criterion is chosen such that the efficiency for well-isolated muons from Z boson decays is very close to 100%, while about half of the muons from heavy-flavour decays are rejected. The HLT_mu50 trigger is designed to collect muons with large p_T without efficiency loss due to any isolation requirement. The HLT_mu60_0eta105_msonly trigger decision is based only on MS reconstruction, is active only in the barrel region, and is inactive in the endcap regions due to the high rate. The HLT_mu26_ivarmedium, HLT_mu50, and HLT_mu60_0eta105_msonly chains are called *primary* single-muon triggers. The single-muon triggers cover the needs of many physics analyses. Physics analyses which benefit from muon triggers with lower p_T thresholds use either dimuon triggers or muon triggers in combination with other triggers. The multi-muon triggers are made either by requiring multiple muon candidates, each of which independently fires

a single-muon trigger, or by finding multiple muons using the FS strategy after the leading muon candidate has been confirmed by a single-muon trigger. The sequence of the main multi-muon trigger chains which were used unprescaled in 2015–2018 are also summarised in table 1. The HLT_2mu14 chain requires two or more muon candidates, each of which passes a single-muon trigger HLT_mu14 chain. The HLT_mu22_mu8noL1 chain requires at least one muon candidate

Table 1. Sequence for the muon trigger chains at L1 and HLT for pp collision data. The p_T and isolation cuts applied at each step of the chain are also shown. The isolation requirement was updated in 2018 by tightening the Δz selection on additional tracks to reduce inefficiencies observed in high-pile-up conditions during data-taking in 2017. The threshold on the tri-muon trigger was increased from 4 GeV to 6 GeV in 2018.

Trigger chain	Level-1	HLT
Single-muon triggers		
HLT_mu26_ivarmedium	L1_MU20	≥ 1 CB muon with $p_T > 26$ GeV and $\Sigma_{\Delta z < 6(2)\text{mm}} \rho_T^{\text{trk}} / p_T < 0.07$
HLT_mu50	L1_MU20	≥ 1 CB muon with $p_T > 50$ GeV
HLT_mu60_0eta105_msonly	L1_MU20	≥ 1 SA muon with $p_T > 60$ GeV in $ \eta < 1.05$
Multi-muon triggers		
HLT_2mu14	L1_2MU10	≥ 2 CB muons with $p_T > 14$ GeV
HLT_mu22_mu8noL1	L1_MU20	≥ 1 CB muon with $p_T > 22$ GeV (mu22 trigger) and ≥ 2 FS muons with $p_T > 22$ and > 8 GeV
HLT_3mu4(6)	L1_3MU4(6)	≥ 3 CB muons with $p_T > 4$ (6) GeV
HLT_3mu6_msonly	L1_3MU6	≥ 3 SA muons with $p_T > 6$ GeV
HLT_mu20_2mu4noL1	L1_MU20	≥ 1 CB muon with $p_T > 20$ GeV (mu20 trigger) and ≥ 1 FS muons with $p_T > 20$ GeV and ≥ 2 FS muons with $p_T > 4$ GeV

which passes a single-muon trigger HLT_mu22, and subsequently employs the FS algorithm to find two or more muon candidates with $p_T > 22$ and 8 GeV for leading and subleading muons. The choice of a leading p_T cut of 22 GeV is driven by computing resource limitations when invoking the FS muon finding at the HLT level.

As mentioned in section 3, the LHC also provides HI collisions and pp collisions with low pile-up. To achieve the optimal data-taking efficiency, the trigger menu is adapted accordingly.

For the low-pile-up pp collisions at a centre-of-mass energy $\sqrt{s} = 5.02$ TeV, the thresholds of the muon triggers were relaxed due to the lower rates. The lowest unprescaled single-muon trigger was operated at a p_T threshold of 14 GeV. In the 2016 p +Pb run, only five programmable p_T thresholds of the L1 trigger were used. These are the same as for pp collision data-taking, except for L1_MU11. The primary trigger chain HLT_mu15_L1MU6 was designed to select muons with $p_T > 15$ GeV and was used in the analysis to select muons originating from Z or W boson decays. For the Pb+Pb data-taking, the lowest unprescaled single-muon trigger was HLT_mu8. The primary dimuon trigger chain in the menu was HLT_2mu4. Table 2 summarises the sequences of the muon trigger chains that ran without any prescale during the low-pile-up pp and HI data-taking.

7 CPU timing studies

The total computation time used by triggers is important to monitor, as available resources for running online are limited. The times for the fast reconstruction and precision algorithms are evaluated by rerunning a representative trigger configuration on a single run using an environment similar to the online HLT computing farm set-up and are shown in figure 7. In general, the fast and

Table 2. Sequence for the muon trigger chains at L1 and HLT for HI and low-pile-up pp collision data. The p_T cut applied at each step of the chain is also shown.

Trigger chain	Level-1	HLT	Data-taking campaign
Single-muon triggers			
HLT_mu15_L1MU6	L1_MU6	≥ 1 CB muon with $p_T > 15$ GeV	p +Pb
HLT_mu14	L1_MU10	≥ 1 CB muon with $p_T > 14$ GeV	low-pile-up pp
HLT_mu8	L1_MU6	≥ 1 CB muon with $p_T > 8$ GeV	Pb+Pb
HLT_2mu4	L1_2MU4	≥ 2 CB muons with $p_T > 4$ GeV	p +Pb; low-pile-up pp
HLT_2mu3	L1_2MU4	≥ 2 CB muons with $p_T > 3$ GeV	Pb+Pb

precision reconstruction algorithms described in section 5 take up about 30% of the total trigger processing time, while the fast algorithms take a very small fraction of the time. The latter did not undergo any particular CPU optimisation, but show a strong menu dependence which caused changes during the data-taking campaign. During Run 2, several improvements in the software chain were implemented to reduce the needed processing time. Notably, the CPU needs are significantly reduced in 2016 relative to 2015 by introducing a caching algorithm deployed towards the end of 2015. Furthermore, the design of the most time-consuming chains were revisited. In 2016, an additional speed-up was achieved by deploying the Eigen [45] library to perform the combined fit, which is more efficient than the previously used MA27 [46] implementation. Before data-taking in 2017 started, the call sequence of the algorithms was optimised to avoid running algorithms multiple times in a single RoI. After the changes with significant impact on the average processing time, the developments during 2017 and 2018 focused on the tail of the time distribution, addressing special event topologies requiring a long processing time. Due to several reconfigurations of the reconstruction algorithms, such as disabling precision steps not required by the trigger demands, these contributions were strongly reduced.

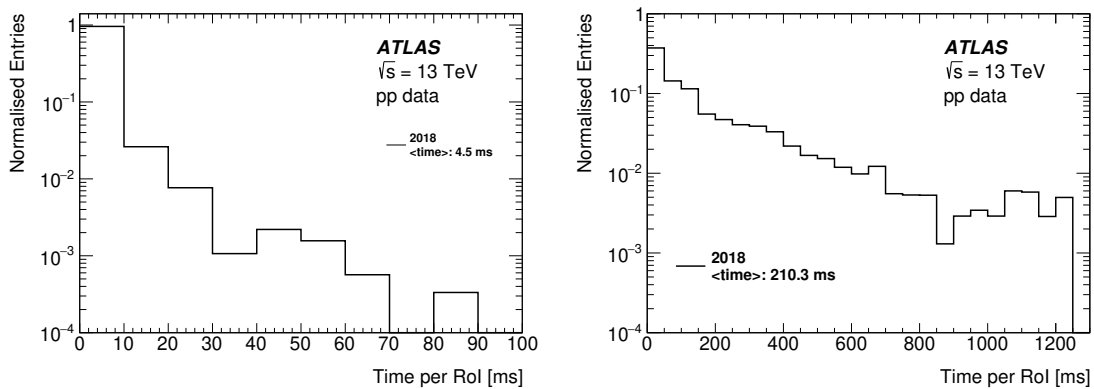


Figure 7. HLT processing time per RoI for the fast (left) and precision (right) algorithms for a representative configuration of the muon trigger chains at the end of Run 2.

8 Trigger performance measurements

8.1 Resolution studies

The tag-and-probe method applied to $Z \rightarrow \mu\mu$ events, described below, was used to evaluate the quality of the p_T , η , and ϕ determination for muon tracks at the HLT compared with the offline reconstruction. Online algorithms are almost identical to offline reconstruction algorithms, but several simplifications are required in order to cope with the limitations of the trigger system. Additionally, offline reconstruction can feature updated calibration and alignment corrections not available at the time the data were taken. Therefore, finite differences are expected in the resolution. The offline relative momentum resolution is measured to be 2.3% (2.9%) in the barrel (endcap) region using $Z \rightarrow \mu\mu$ events [28]. The residual of the trigger-reconstructed p_T is defined relative to the offline reconstructed value as $\delta_{p_T} = (1/p_T^{\text{trigger}} - 1/p_T^{\text{offline}})/(1/p_T^{\text{offline}})$, where p_T^{trigger} and p_T^{offline} are the transverse momenta determined by the HLT and offline algorithm, respectively. The resolution of the trigger reconstruction with respect to the offline reconstruction is defined as the standard deviation of a Gaussian function fitted to the δ_{p_T} distribution. Figure 8 shows the p_T resolution as a function of the offline muon p_T for CB and SA HLT muons in the barrel and endcap regions. The p_T resolution is about 1% (2%) and 3% (5%) in the barrel (endcap) region for CB and SA muons, respectively.

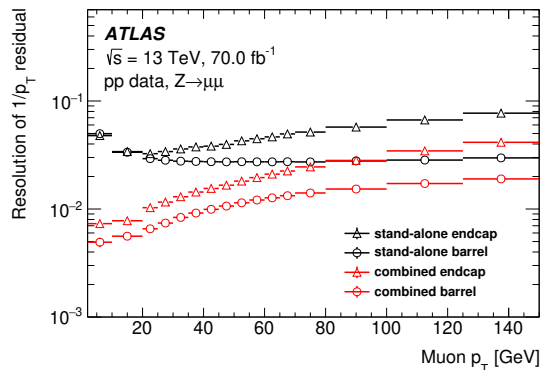


Figure 8. Resolution with respect to offline reconstruction of the inverse- p_T residual as a function of offline muon p_T for CB (red) and SA (black) muons in the barrel (circles) and endcap (triangles) regions.

The resolution with respect to offline reconstruction in the η and ϕ determination were examined accordingly by defining the residual as the absolute value of the difference between the trigger and offline reconstructed quantities. Figure 9 summarises the resolution of the η and ϕ residuals as a function of the offline muon p_T . The angular residual resolutions are typically below 10^{-4} and 10^{-2} for CB and SA muons, respectively.

8.2 Rate measurements

The ATLAS data-taking conditions are archived with a time interval of about one minute, which defines a luminosity block. In order to obtain the rate of a given trigger as a function of the instantaneous luminosity [5], individual rate measurements on different luminosity blocks from all

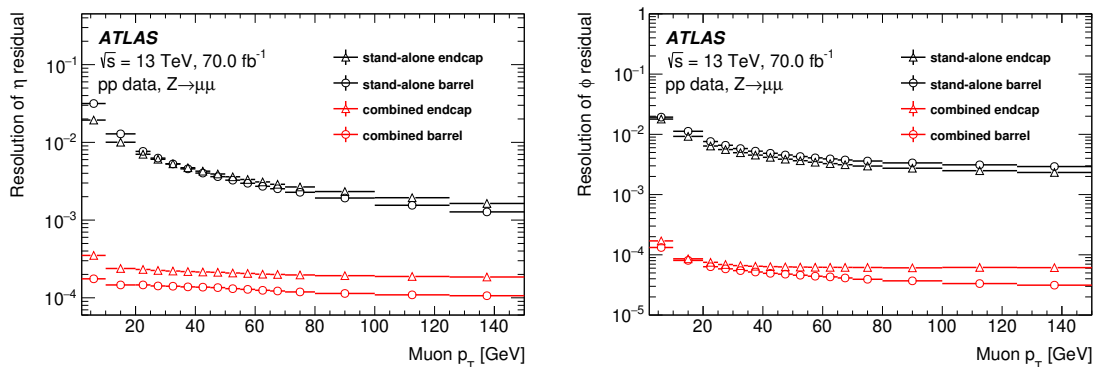


Figure 9. Resolution with respect to offline reconstruction in the pseudorapidity (left) and azimuthal angle (right) determination as a function of offline muon p_T for the combined (red) and stand-alone (black) muons in the barrel (circles) and endcap (triangles) regions.

data collected in a given year are used. Any rate measurement for which the ratio of the trigger rate to instantaneous luminosity varies by more than 20% from the average is discarded as an estimator of the rate for that trigger. This avoids averaging rate measurements that fluctuate because of unpredictable and temporary changes of LHC conditions.

8.3 Trigger efficiency measurement

The muon trigger efficiency, ϵ , is measured with respect to muons reconstructed offline using the data set collected during 2015–2018, and considering only periods of data-taking with all sub-detectors functioning nominally. The measurement is based on a tag-and-probe method which selects muons from known decays such as $Z \rightarrow \mu\mu$. An unbiased sample of probe muons is selected by a stringent selection of a second tag muon. The trigger efficiency is defined as the ratio of the number of probe muons matched to at least one trigger object, N_{match} , to the total number of probe muons, N_{probe} ,

$$\epsilon = \frac{N_{\text{match}}}{N_{\text{probe}}}.$$

If both muons satisfy the selection criteria of the tag muon, the probe muons are considered as tag candidates in turn. The efficiency is measured with respect to a specific offline selection of reconstructed muons and may vary between different topologies. The efficiency measurements are performed for a range of different topologies; J/ψ and Z boson candidates decaying into a dimuon system are used to measure the trigger efficiencies of low- p_T and moderate- p_T muons, respectively. For high- p_T muons, two topologies targeting semileptonic $t\bar{t}$ candidates and W +jets events are employed. Finally, a dedicated measurement is performed for HI collisions, again targeting J/ψ and Z decays into dimuon systems. Except where stated otherwise, the effects of background are negligible and thus no background subtraction is applied.

In each analysis, the event quality is checked to remove events which contain noise bursts or coherent noise in the calorimeters. Further, at least one reconstructed pp interaction vertex is required for each event, with the primary vertex defined as the vertex with the highest sum of track p_T^2 .

Trigger efficiencies for low- p_T muons ($p_T \lesssim 10$ GeV) are evaluated using the tag-and-probe method with $J/\psi \rightarrow \mu^+ \mu^-$ events. Due to varying and non-negligible contributions of the background under the J/ψ signal mass peak across the muon kinematic range, a fit to the dimuon mass distribution is used to extract the J/ψ yields. Pairs of oppositely charged muons successfully fitted to a common vertex within the invariant mass range $2.7 \text{ GeV} < m_{\mu\mu} < 3.5 \text{ GeV}$ are selected as offline $J/\psi \rightarrow \mu^+ \mu^-$ candidates. The quality of the vertex fit must satisfy $\chi^2 < 20$ for one degree of freedom.

Events for which a trigger muon candidate and an HLT ID track have an invariant mass compatible with the J/ψ mass are accepted; various trigger muon p_T thresholds are used. If one of the two muons satisfies the *Tight* quality requirement [28] and has a p_T above the tag trigger threshold, it is considered as a tag candidate. The other muon is then taken as a probe candidate. The tag candidate is required to be within a cone of size $\Delta R = 0.01$ around an HLT muon object that fired the tag trigger. A probe muon is identified as triggered if it lies within a cone of size $\Delta R = 0.01$ around an object that caused the trigger to fire. In order to avoid correlation effects between the tag muons and the probe muons, events with $\Delta R(\mu^+, \mu^-) < 0.2$ are rejected from the study. Additionally, both tag and probe candidates with $p_T \lesssim 10$ GeV must satisfy a p_T -dependent matching to the L1 RoI following the relation $\Delta R(\text{L1 RoI}, \mu) < -0.01 * p_T^\mu + 0.18$, while tag muons with $p_T > 10$ GeV are required to satisfy $\Delta R(\text{L1 RoI}, \mu) < 0.08$. To ensure the tag and probe HLT triggers have different L1 RoIs, the angular distance between the two offline muons is required to be larger than the sum of the angular distances between the L1 RoI and the offline muon that correspond to the tag muon and the probe muon: $\Delta R(\mu^+, \mu^-) > \Delta R(\text{L1 RoI}, \mu_{\text{tag}}) + \Delta R(\text{L1 RoI}, \mu_{\text{probe}})$. To extract the yield of J/ψ candidates for which the probe muon is triggered or not triggered, an extended unbinned maximum-likelihood fit to the dimuon invariant mass spectrum is performed. In the fit, the background probability density function is described with an exponential function, while the signal is modelled with a sum of a Gaussian function and a Crystal Ball function with the parameters of the latter fixed to the values obtained from a large sample of simulated events. A simultaneous fit is performed on the candidates with the probe muon either triggered or not triggered. Common parameters of the signal and background shapes are used in the simultaneous fit of triggered and not triggered muons, while the signal and background yields are left to float independently.

A very clean sample of $Z \rightarrow \mu\mu$ events is selected to measure the trigger efficiency for muons in the p_T range from ~ 10 to 100 GeV. A pair of oppositely charged muons consistent with the Z boson mass, $|m_Z - m_{\mu\mu}| < 10$ GeV, with $m_Z = 91.2$ GeV, is selected. The two muons are required to originate from the same interaction vertex by imposing impact parameter requirements. If one of the two muons has $p_T > 28$ GeV and satisfies the *Loose* isolation WP requirements [28], it is considered as a tag muon. The other muon is then taken as a probe. The tag muon must further have an angular distance of $\Delta R < 0.1$ from an object that has fired the HLT_mu26_ivarmedium trigger.⁵ The probe muon must satisfy several impact parameter requirements and is subject to selections applied in the offline identification corresponding to the identification WP of interest. A probe muon is identified as triggered if it lies a distance $\Delta R < 0.1$ from an object that caused the trigger to fire. The trigger efficiency is measured with respect to several offline selection criteria as defined in the identification WPs.

⁵In 2015, HLT_mu20_loose_L1MU15 was used as the lowest unprescaled single-muon trigger. See section 6 for further details.

In order to evaluate trigger efficiencies for high- p_T muons, namely muons with $p_T \gtrsim 100$ GeV, the tag-and-probe method is used with $t\bar{t}$ and W +jets event topologies. The tag trigger used in this study is a trigger based on selecting events with large missing transverse momentum, E_T^{miss} . In addition to this, events need to contain exactly one muon with $p_T > 27$ GeV and no isolation requirement. Events are rejected if they contain an electron, and are required to have $E_T^{\text{miss}} > 200$ GeV. For W +jets events, between one and four jets with $p_T > 25$ GeV are required, and events are rejected if they contain any b -jets. At least four jets with $p_T > 25$ GeV are required for $t\bar{t}$ events, and at least one among them has to be a b -jet defined using the MV2c10 77% WP. The b -jet requirement ensures the orthogonality of the W +jets and $t\bar{t}$ measurements.

In the HI analysis a similar selection is applied using $J/\psi \rightarrow \mu^+\mu^-$ ($Z \rightarrow \mu\mu$) events to evaluate low- p_T (high- p_T) muon trigger performance, but adapting for the different conditions. A pair of oppositely charged muons with an invariant mass $2.7 < m_{\mu\mu} < 3.5$ GeV ($81 < m_{\mu\mu} < 101$ GeV) is required for J/ψ (Z) events. In addition, both muons must be within the pseudorapidity range $|\eta| < 2.5$. In the $J/\psi \rightarrow \mu^+\mu^-$ analysis, the same matching criteria as mentioned above are applied to the tag and probe muons. Different requirements are applied for the measurement using $Z \rightarrow \mu\mu$ events in the p +Pb (Pb+Pb) analysis: both muons must be matched to the appropriate trigger object within $\Delta R < 0.01$ ($\Delta R < 0.1$), the tag muon must have $p_T > 17$ GeV ($p_T > 24$ GeV), and the probe muon must have $p_T > 4$ GeV ($p_T > 8$ GeV).

In order to improve the accuracy of the modelling of data, ATLAS physics analyses make use of the ratio, called the scale factor (SF), of measured and simulated efficiencies to correct simulated samples. Effects due to the choice of event selection for the efficiency measurement are assessed by varying the requirements in the selection of both the tag and probe muon candidates and are quantified as systematic uncertainties. Several sources of systematic uncertainty are considered, which, for the $Z \rightarrow \mu\mu$ analysis, are:

- Pile-up dependence: estimated by splitting the data set into a low- and high-pile-up sample at the approximate peak in the number of reconstructed vertices for each year, and computing the trigger efficiency for events above and below this cut. The cut was set at 11 reconstructed vertices for 2015 and 2016, and at 19 reconstructed vertices for 2017 and 2018 except for data-taking periods in 2017 with exceptionally high pile-up, for which the cut was set at 25 reconstructed vertices.
- Correlation between the tag and probe muons: muon pairs from the $Z \rightarrow \mu\mu$ decay tend to be back-to-back in ϕ . Since the barrel and endcaps have 16-fold and 12-fold symmetry respectively, this means that if the tag muon traverses a highly efficient region of the detector, the probe muon is likely to do so also. To estimate this effect, the trigger efficiency is calculated using an extra cut to remove back-to-back muons, $\Delta\phi(\mu_{\text{tag}}, \mu_{\text{probe}}) < \pi - 0.1$, where $\Delta\phi(\mu_{\text{tag}}, \mu_{\text{probe}})$ gives the azimuthal separation of the tag and probe muons.
- Background contribution: estimated by measuring the efficiency when the Z boson mass window is enlarged by ± 5 GeV.
- Probe selection criteria: the effects of various probe selection cuts on the trigger efficiency were investigated.

- Charge: since the charge affects the behaviour of muons in the magnetic field present in the MS, it could conceivably affect the muon trigger efficiency. This effect is evaluated by calculating the trigger efficiency using only positively or negatively charged probe muons.
- Impact parameter: estimated by calculating the efficiency without impact parameter requirements.
- Isolation: estimated by applying different isolation WP requirements similar to the ones described in ref. [28] to the probe muons and measuring the efficiency. The isolation systematic uncertainty is taken as the largest of the resulting deviations from the nominal (no isolation) case.
- p_T : estimated by splitting the probe muons into two groups according to a p_T cut. The value of the cut depends on the p_T threshold of the trigger of interest; for trigger thresholds of 26 GeV, the cut is 40 GeV, while for thresholds of 50 GeV, a cut at 70 GeV is used. Trigger efficiency is then calculated using only the subset of probe muons with p_T above or below that cut.

Due to the different topology and selection in the W +jets and $t\bar{t}$ analysis, a different set of systematic uncertainties is considered:

- Muon quality WP: estimated by changing the muon quality WP from the *Medium* WP to the *high- p_T* WP.
- E_T^{miss} reconstruction: estimated by measuring the efficiency while changing the E_T^{miss} event-level selection from 200 GeV to 150 GeV.
- Cut on jet p_T : estimated by measuring the efficiency while changing the object-level selection for jets from 25 GeV to 30 GeV.
- Identification of b -jets: estimated by measuring the trigger efficiency while changing the object-level selection for b -jets. The selection requirement is tightened from the MV2c10 77% WP to the 70% WP for the $t\bar{t}$ analysis, while for the W +jets analysis the b -jet veto uses the 85% WP instead of the 77% WP.
- Muon isolation: estimated by applying different isolation WP requirements to the probe muon and measuring the efficiency. The isolation systematic uncertainty is taken as the largest of the resulting deviations from the nominal (no isolation) case.

All contributions are assumed to be independent and are added in quadrature to obtain the total systematic uncertainties. The impact of the systematic uncertainties on the muon momentum scale and resolution [28] is found to be negligible. For the low- p_T analysis with J/ψ events, only statistical uncertainties are considered.

9 L1 muon trigger performance

The L1 muon trigger thresholds remained unchanged throughout the data-taking in Run 2, except for the replacement of L1_MU15 in 2017 after the new RPC chambers in the feet region were

commissioned. The typical maximum L1 rate is 90 kHz. Of this rate, the L1 seed of the single-isolated-muon trigger `HLT_mu26_ivarmedium`, which is `L1_MU20`, is fired at about 15 kHz for an instantaneous luminosity of $1.7 \times 10^{34} \text{ cm}^{-2}\text{s}^{-1}$. Figure 10 shows the rates of the single-muon and dimuon triggers as a function of the instantaneous luminosity. A clear linear dependence is visible, with year-to-year slope changes due to the improvements discussed above. This indicates a negligible contribution from effects not related to pp collisions.

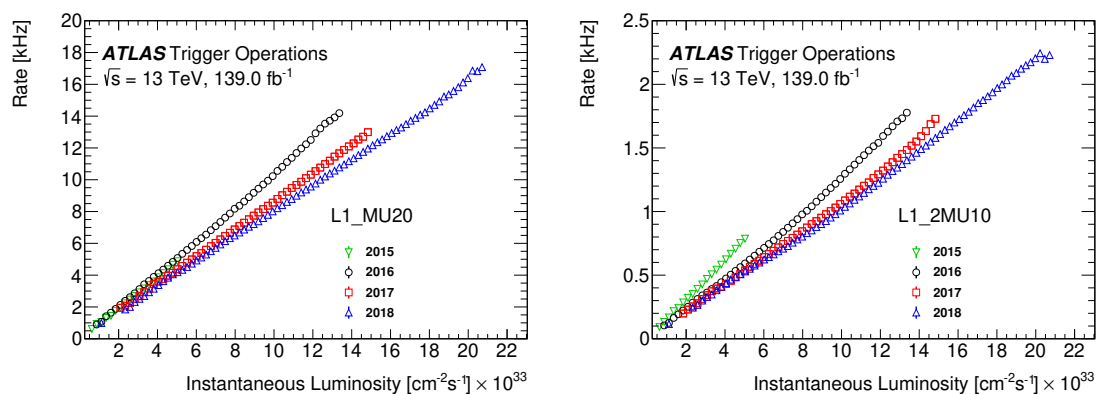


Figure 10. L1 trigger rates as a function of the instantaneous luminosity for the lowest unprecaled single-muon and dimuon triggers, `L1_MU20` (left) and `L1_2MU10` (right), in different years in Run 2.

The efficiencies for single-muon L1 triggers with different p_T thresholds for each year of data-taking during Run 2 are measured using the $Z \rightarrow \mu\mu$ tag-and-probe method described above. Figures 11 and 12 summarise the efficiencies as a function of the offline muon p_T for the lowest and highest threshold in the barrel and endcap regions, respectively. In the barrel region the plateau efficiency is about 75% for the low- p_T trigger and 70% for the high- p_T trigger, the latter being lower due to the applied 2-/3-station requirement. The steeper turn-on behaviour in the barrel region is due to the better p_T resolution. In 2016, the coincidence requirements for the low- p_T triggers were tightened, leading to an improved turn-on behaviour. A slightly increased plateau efficiency in 2016 was achieved by enabling the feet RPC chambers, while in 2017 the feet RPC thresholds had to be tightened for rate reduction, causing a slight decrease of the plateau efficiency. The increase in the efficiency in 2016 for the high- p_T triggers is due to the inclusion of the feet RPC triggers. Operation of the RPC chambers in 2017 and 2018 suffered from gas leaks in some chambers, which could partially be mitigated but cause variations of the efficiency. The efficiencies in the endcap are higher as they do not suffer from the reduced geometrical coverage affecting the barrel triggers. For `L1_MU4`, the efficiency reaches 97%, while `L1_MU20` reaches 90%, again caused by the different requirements applied for low- and high- p_T L1 triggers. The additional coincidence requirements deployed during Run 2 to mitigate rate increases due to higher luminosities cause a small degradation of the plateau efficiency for the low- p_T triggers in the endcap region. For 2017 and 2018, a clear improvement in the turn-on region is observed for high- p_T L1 triggers due to the CW optimisation discussed in section 5. A similar CW optimisation for low- p_T L1 triggers was implemented in 2018 that reduced the trigger rates but had a negligible impact on the turn-on.

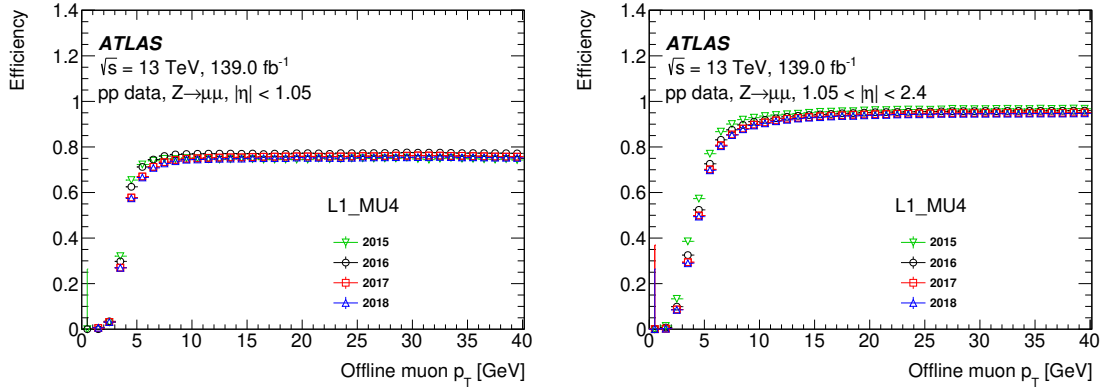


Figure 11. Trigger efficiencies of L1 single-muon triggers for a threshold of 4 GeV as a function of the transverse momentum of the reconstructed muon in the barrel (left) and endcap (right) region in different years in Run 2. The efficiency is measured using the tag-and-probe method in $Z \rightarrow \mu\mu$ events. The error bars show the statistical uncertainties only.

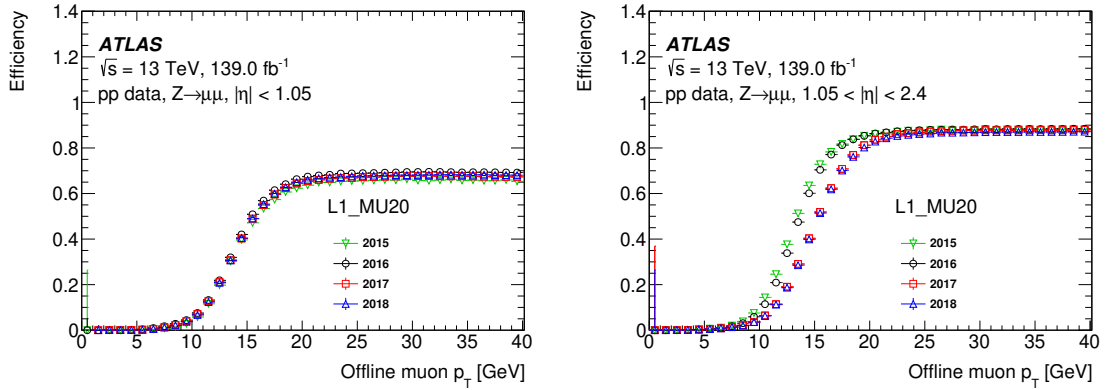


Figure 12. Efficiencies of L1 single-muon triggers for a threshold of 20 GeV as a function of the transverse momentum of the reconstructed muon in the barrel (left) and endcap (right) region in different years in Run 2. The efficiency is measured using the tag-and-probe method in $Z \rightarrow \mu\mu$ events. The error bars show the statistical uncertainties only.

10 Muon trigger efficiency in pp data-taking

10.1 Single-muon trigger efficiency

Requiring events to pass either of the lowest unprescaled single-muon triggers, `HLT_mu26_ivarmedium` (`HLT_mu20_loose_L1MU15` in 2015) or `HLT_mu50`, serves as a general-purpose single-muon trigger for many physics analyses. The rate reduction relative to L1 is about two orders of magnitude, leading to a typical rate of 180 Hz for an instantaneous luminosity of $1.7 \times 10^{34} \text{ cm}^{-2} \text{ s}^{-1}$, as shown in figure 13.

The efficiency of the primary single-muon triggers is evaluated using the $Z \rightarrow \mu\mu$ tag-and-probe method. The following results are derived for *Medium* quality muons. Figure 14 shows the efficiency of passing either the `HLT_mu26_ivarmedium` or the `HLT_mu50` trigger in the barrel and

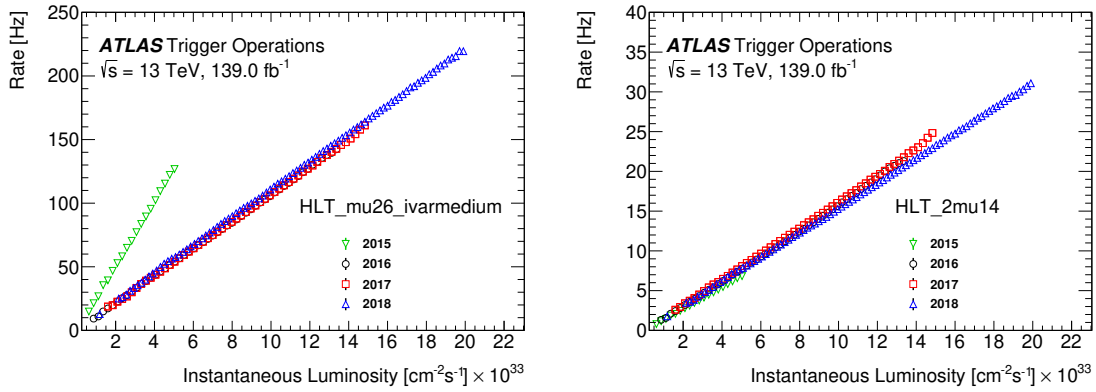


Figure 13. HLT trigger rates as a function of the instantaneous luminosity for the lowest unprecaled single-muon and dimuon triggers, HLT_mu26_ivarmedium (left) and HLT_2mu14 (right). The larger rate in 2015 for the single-muon trigger is due to HLT_mu20_loose_L1MU15 being the lowest unprecaled trigger.

endcap regions as a function of the probe muon p_T . The smaller L1 efficiency in the barrel region translates directly to the HLT efficiency, while the efficiency relative to L1 is close to unity. The inefficiency observed in the turn-on region is due to the fact that no isolation criteria are applied to the offline selected muon. A rise in efficiency at $p_T \sim 50$ GeV is due to the fact that no isolation criterion is applied in the HLT_mu50 trigger. The trigger efficiencies in simulation and data are not in complete agreement, particularly in the barrel due to a different RPC efficiency in MC simulation, which is accounted for in analyses by the SFs. Overall, the p_T dependence of the SFs is small. The difference in the ratio between data and MC efficiencies is due to a constant L1 efficiency used in the simulation.

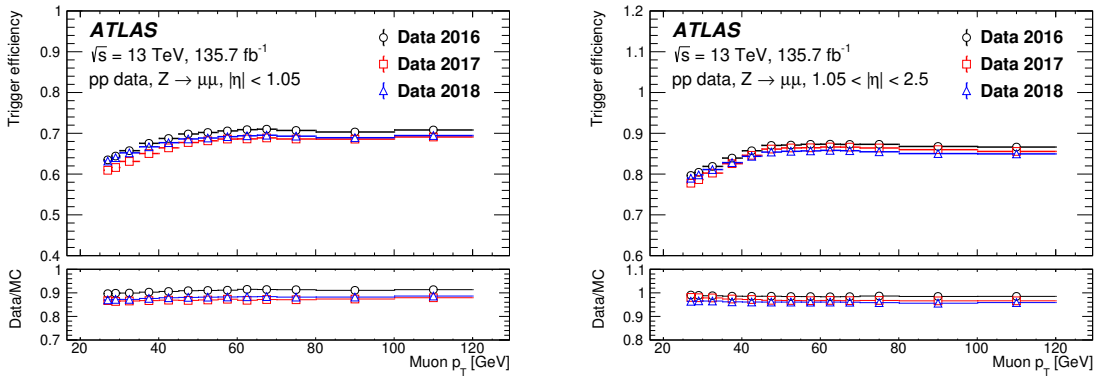


Figure 14. Efficiency of passing either the HLT_mu26_ivarmedium or the HLT_mu50 trigger in the barrel (left) and endcaps (right) as a function of the muon p_T , computed using data taken in 2016–2018. The error bars show the statistical uncertainties only.

Figure 15 displays in the η - ϕ plane the ratio of data to MC trigger efficiencies of passing either the HLT_mu26_ivarmedium or the HLT_mu50 trigger in the barrel and endcap regions using only 2017 data. The variations between the ratios in neighbouring bins in the barrel region are due to the gas leaks in some of the RPC chambers discussed above. To ensure that the probe muon lies in the trigger efficiency plateau, it must have a p_T at least 5% above the p_T threshold of the trigger. The binning is chosen to reflect the detector segmentation. The statistical uncertainties are consistently at or below 5% in each bin, in both regions.

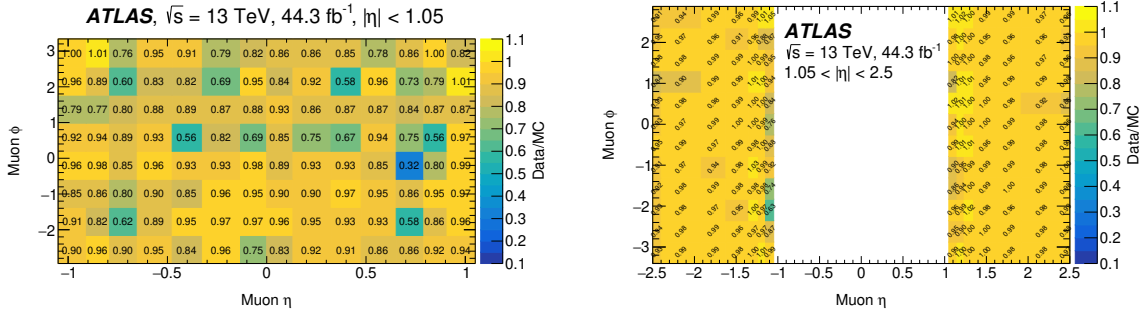


Figure 15. Ratio of data to simulation efficiencies of passing either the HLT_mu26_ivarmedium or the HLT_mu50 trigger in the barrel (left) and endcaps (right) in two-dimensional bins of muon η and ϕ , computed using data taken in 2017.

Figure 16 shows the efficiency of passing the HLT_mu26_ivarmedium trigger in the barrel and endcap regions as a function of the average number of interactions per bunch crossing. An improvement in trigger efficiency for 2018 data is observed at high average numbers of interactions per bunch crossing, which is attributed to the modification of the Δz selection criterion described in section 5.

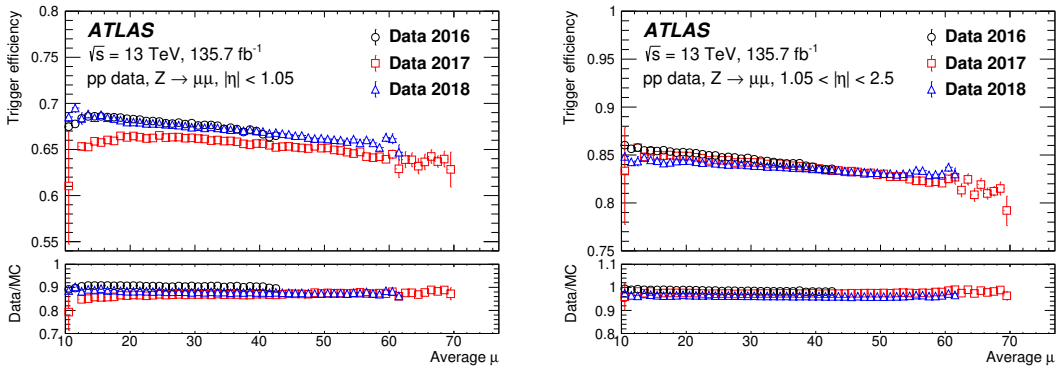


Figure 16. Efficiency of passing the HLT_mu26_ivarmedium trigger in the barrel (left) and endcaps (right) as a function of the average number of interactions per bunch crossing, computed using data taken in 2016–2018. The error bars show the statistical uncertainties only.

Since the $Z \rightarrow \mu\mu$ tag-and-probe analysis is statistically limited at muon p_T above 100 GeV, the same measurement is carried out using $t\bar{t}$ and W +jets events. Figure 17 shows the efficiency of passing either the HLT_mu26_ivarmedium or the HLT_mu50 trigger in the barrel and endcap

regions as a function of the probe muon p_T , for $t\bar{t}$ and W +jets events. Only statistical uncertainties are shown. The SFs are derived using muons with $p_T > 100$ GeV.

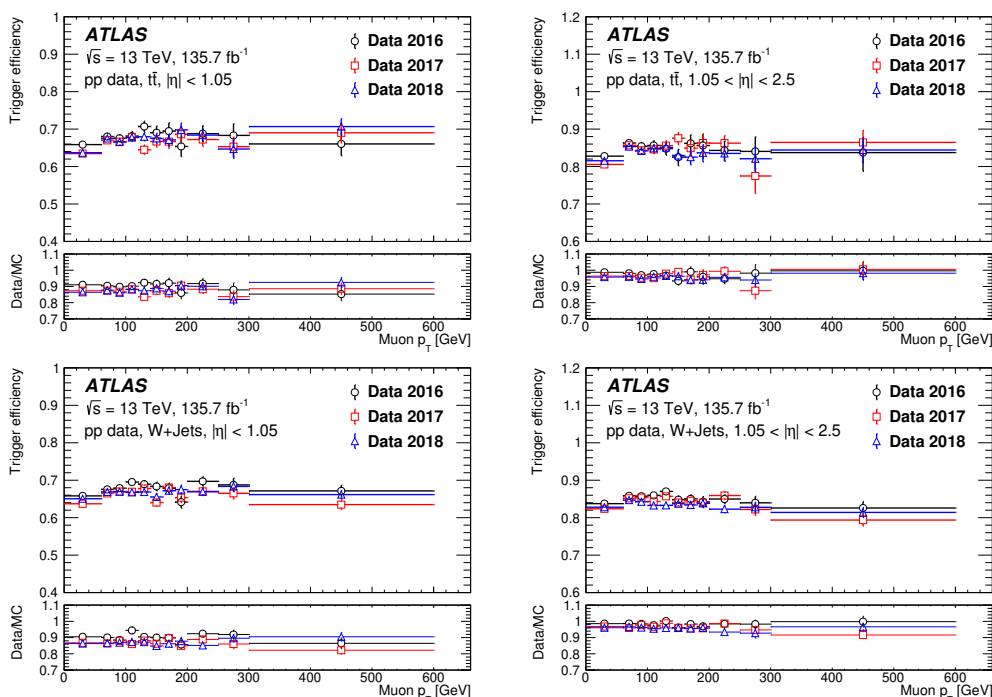


Figure 17. Efficiency of passing either the HLT_mu26_ivarmedium or the HLT_mu50 trigger in the barrel (left) and endcaps (right) for $t\bar{t}$ (top) and W +jets (bottom) events as a function of the muon p_T , computed using data taken in 2016–2018. The error bars show the statistical uncertainties only.

Table 3 summarises the single-muon trigger SFs derived from the different tag-and-probe measurements. The inclusive SFs derived from the $t\bar{t}$ and W +jets selections are in good agreement with the results derived for intermediate- p_T muons. The largest contribution to the systematic uncertainty in the high- p_T measurement arises from the E_T^{miss} and muon quality WP variations.

10.2 Multi-muon trigger efficiency

While the primary single-muon triggers serve a wide variety of physics analyses, multi-object triggers are important in many cases where lower thresholds benefit the analysis. The efficiency of these triggers can be factorised as the product of the single-leg efficiencies. For analyses focusing on low-momentum muons, such as in the B -physics and Light States programme, dimuon and trimuon triggers with thresholds down to 4 GeV are frequently applied. The corresponding single-leg efficiency is measured by applying the tag-and-probe method to J/ψ events. Figure 18 shows the measured efficiency for the barrel and endcap regions as a function of the muon p_T for *Tight* quality muons in 2015 and 2016, for the single-muon trigger HLT_mu4. These efficiency measurements provide a crucial input for the BLS programme outlined in section 12. As observed for the single-muon triggers, there are differences between the simulated trigger efficiency and the trigger efficiency in data, particularly in the barrel, where the efficiency is $\sim 10\%$ lower in data than in simulation. The p_T dependence of the SFs in the plateau region is found to be small.

Table 3. Summary of the high- p_T muon trigger SF measurements for muons passing either the HLT_mu50 trigger or the HLT_mu26_ivarmedium trigger. The last two columns give the statistical and systematic uncertainties that compose the total uncertainty.

Year	Selection	Region	SF [%]	Unc. [%]	Stat. [%]	Syst. [%]
2016	$t\bar{t}$	Barrel	90.5	1.2	0.9	0.8
	W +jets	Barrel	90.7	1.1	0.8	0.8
	Z +jets	Barrel	90.5	0.7	<0.1	0.7
	$t\bar{t}$	Endcap	96.7	2.6	0.9	2.5
	W +jets	Endcap	98.2	0.9	0.5	0.7
	Z +jets	Endcap	98.6	0.3	<0.1	0.3
2017	$t\bar{t}$	Barrel	86.9	1.0	0.8	0.6
	W +jets	Barrel	86.8	0.7	0.6	0.4
	Z +jets	Barrel	86.8	0.4	<0.1	0.4
	$t\bar{t}$	Endcap	96.7	1.1	0.8	0.7
	W +jets	Endcap	96.6	1.1	0.5	1.0
	Z +jets	Endcap	98.6	0.5	<0.1	0.5
2018	$t\bar{t}$	Barrel	88.3	1.7	0.7	1.6
	W +jets	Barrel	86.9	1.2	0.5	1.1
	Z +jets	Barrel	87.8	0.7	<0.1	0.7
	$t\bar{t}$	Endcap	95.8	1.7	0.7	1.5
	W +jets	Endcap	95.5	0.8	0.4	0.7
	Z +jets	Endcap	96.2	0.3	<0.1	0.3

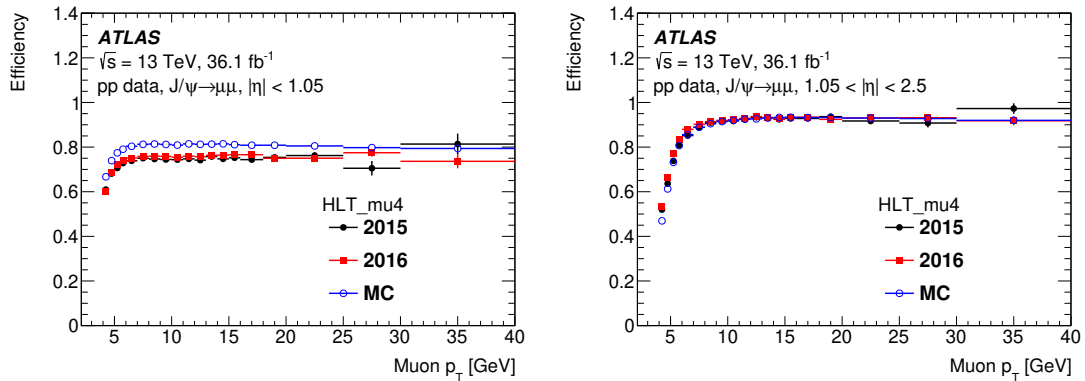


Figure 18. Efficiency of the single-muon trigger HLT_mu4 in the barrel (left) and endcap (right) regions as a function of the muon p_T for *Tight* quality muons, computed using data taken in 2015 and 2016. The full markers correspond to data, while the empty markers represent MC. The error bars show the statistical uncertainties only.

Measurements of multi-muon trigger efficiencies targeting a higher p_T regime than the previous low- p_T chains are performed by using the $Z \rightarrow \mu\mu$ event selection criteria described above to measure the single-leg efficiencies. Figure 19 shows the efficiency of HLT_mu14 in the barrel and endcap regions as a function of the muon p_T for each year of data-taking.

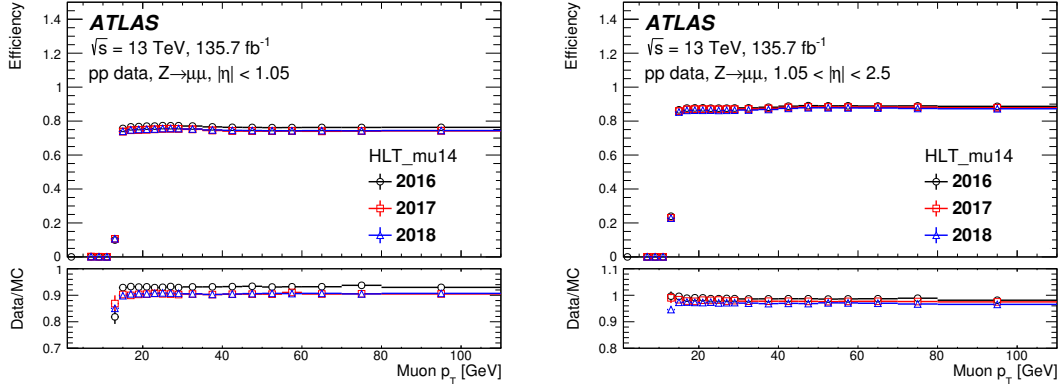


Figure 19. Efficiency of the single-muon trigger HLT_mu14 in the barrel (left) and endcap (right) regions measured in each year of data-taking as a function of the probe muon transverse momentum p_T . The error bars show the statistical uncertainties only.

The efficiency of the FS trigger, HLT_mu8noL1, is also measured using the same technique and presented for the barrel and endcap regions in figure 20. Compared to the RoI-based trigger efficiency above, the FS efficiency is almost one in both the barrel and endcap regions, because the L1 inefficiencies are circumvented.

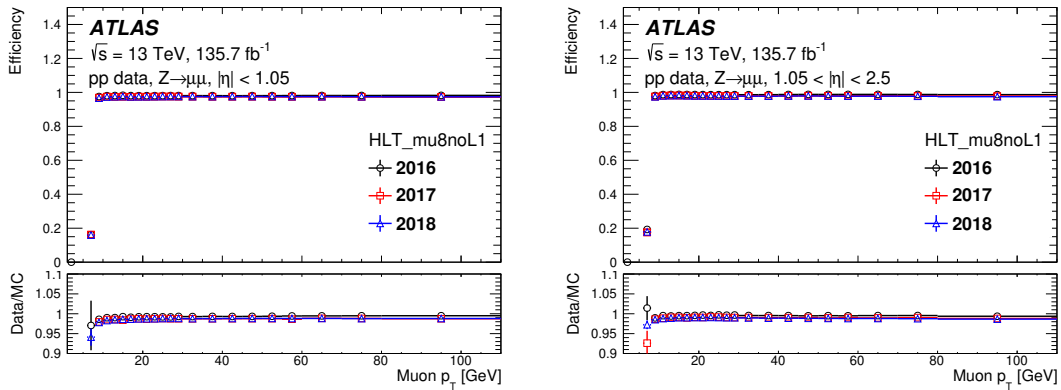


Figure 20. Efficiency of the FS single-muon trigger HLT_mu8noL1 in the barrel (left) and endcap (right) regions measured in each year of data-taking as a function of the probe muon transverse momentum p_T . The error bars show the statistical uncertainties only.

Figure 21 shows that the efficiency of the single-muon trigger HLT_mu14 has almost no pile-up dependence. Since no isolation is applied, there is no change in efficiency for events with high pile-up in 2017 and 2018.

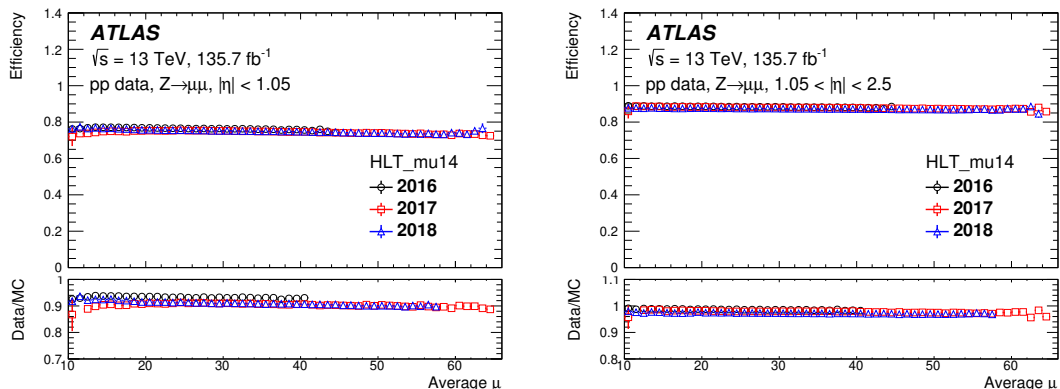


Figure 21. Efficiency of the single-muon trigger HLT_mu14 in the barrel (left) and endcap (right) regions measured in each year of data-taking as a function of the average pile-up $\langle\mu\rangle$. The error bars show the statistical uncertainties only.

10.3 High- p_T muons in low-pile-up pp collisions

This section presents the studies of muon trigger efficiencies and SFs for data from low-pile-up pp collisions at $\sqrt{s} = 5.02$ TeV collected in November 2015. The efficiency of the lowest unprecaled single-muon trigger in this data set, HLT_mu14, is determined using the tag-and-probe method in $Z \rightarrow \mu\mu$ events, largely following the procedure described in section 8.3, but adapting the tag and probe muon selections to the looser trigger thresholds. Additionally, the identification criterion of the tag muon is tightened to the *Medium* WP. A subset of the systematic uncertainties described in section 8 are considered and found to be either negligible or limited by statistical precision and thus are neglected. The HLT_mu14 trigger efficiency for $Z \rightarrow \mu\mu$ simulation and measured in data is presented in figure 22 as a function of probe muon p_T . The trigger efficiency for muons with p_T above 15 GeV is roughly constant, at about 75% in the barrel region and at about 90% in the endcap region. In the endcap region, the simulated efficiency matches the efficiency measured in data, and SFs are close to unity. However, as discussed above, the efficiency measured in the barrel region in data is lower by 5–10% than in simulation.

11 Muon trigger efficiency in HI data-taking

This section presents single-muon trigger efficiency studies for Pb+Pb data at $\sqrt{s_{NN}} = 5.02$ TeV taken in 2015 and 2018. The trigger efficiency is studied using the tag-and-probe method on J/ψ and $Z \rightarrow \mu\mu$ events described above, but adapting the tag and probe muon selections to the looser trigger thresholds. A subset of the systematic uncertainties as mentioned above are considered and found to be either negligible or limited by statistical precision. The performance of the HLT_mu4 trigger is estimated using the tag-and-probe method on J/ψ events described in section 8 with minor changes. For this measurement the data taken in 2018 are analysed. HLT_mu8 is used as the tag trigger, and the probe muons are required to satisfy the *Tight* quality WP. Figure 23 (left) shows the trigger efficiencies for HLT_mu4 in the barrel and endcap regions, as a function of the probe muon p_T . In the barrel region the efficiencies are about 70% in the plateau region. Trigger efficiencies in the endcap are visibly higher, with the plateau at about 90% and with a more sharply rising turn-on.

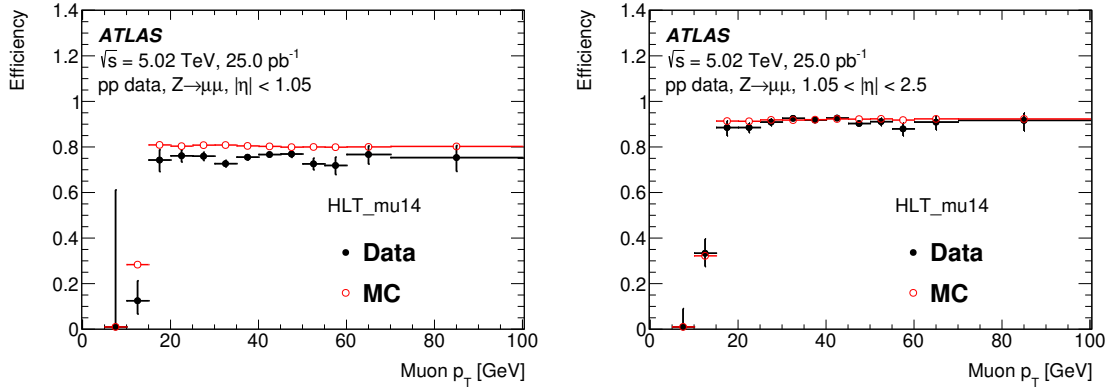


Figure 22. Efficiency of the HLT_mu14 trigger measured as a function of probe muon p_T in the barrel (left) and endcap (right) regions in low-pile-up pp data (full black circles) and $Z \rightarrow \mu\mu$ simulation (empty red circles). The error bars show the statistical uncertainties only.

No significant difference in the measured efficiencies is observed between central and peripheral collisions. The performance of the single-muon HLT_mu8 trigger is analysed using high- p_T muons, which satisfy the *Medium* quality WP, from $Z \rightarrow \mu\mu$ events collected in 2015. The measurement of the HLT_mu8 trigger efficiency as a function of the probe muon p_T is presented in figure 23 (right). The trigger efficiency is measured to be around 70% in the barrel region and around 85% in the endcap region.

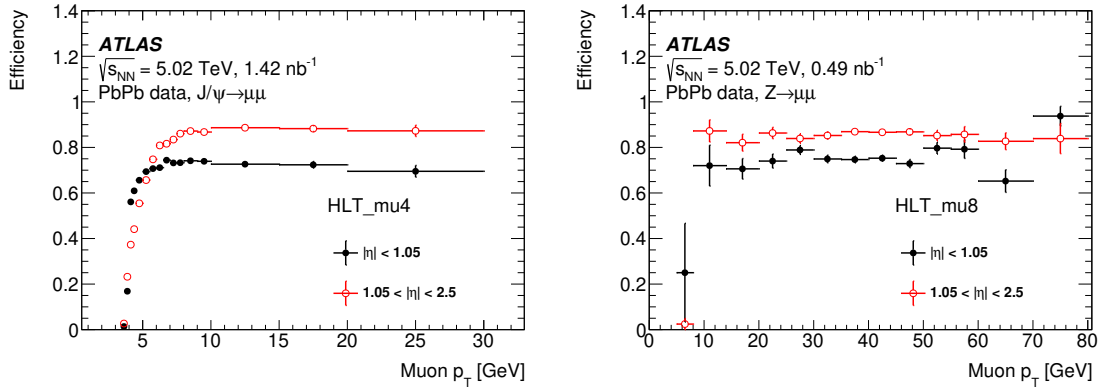


Figure 23. Efficiency of the single-muon trigger HLT_mu4 (left) and HLT_mu8 (right) measured as a function of muon p_T in the barrel region (full black circles) and in the endcap region (empty red circles) in Pb+Pb collision data. The error bars show the statistical uncertainties only.

Trigger efficiency studies of low- p_T and high- p_T muon triggers are performed also for HI collisions in p +Pb data taken during November–December 2016. Both the low- and high- p_T trigger efficiencies are studied using the tag-and-probe method described above. The performance of the low- p_T muon trigger, HLT_mu4, is analysed using $J/\psi \rightarrow \mu^+\mu^-$ samples, while for the high- p_T muon trigger, HLT_mu15_L1MU6, a $Z \rightarrow \mu\mu$ sample is used. Figure 24 (left) shows the efficiency measurements for the HLT_mu4 trigger chain as a function of p_T for the barrel and endcap regions. The maximum efficiency in the barrel region is $\sim 80\%$, while in the endcaps it increases to 95% .

Figure 24 (right) shows the efficiency for the high- p_T muon trigger as a function of p_T for the barrel and endcap regions. Overall, the maximum efficiency in the barrel region is $\sim 76\%$, while in the endcap regions the efficiency reaches $\sim 90\%$.

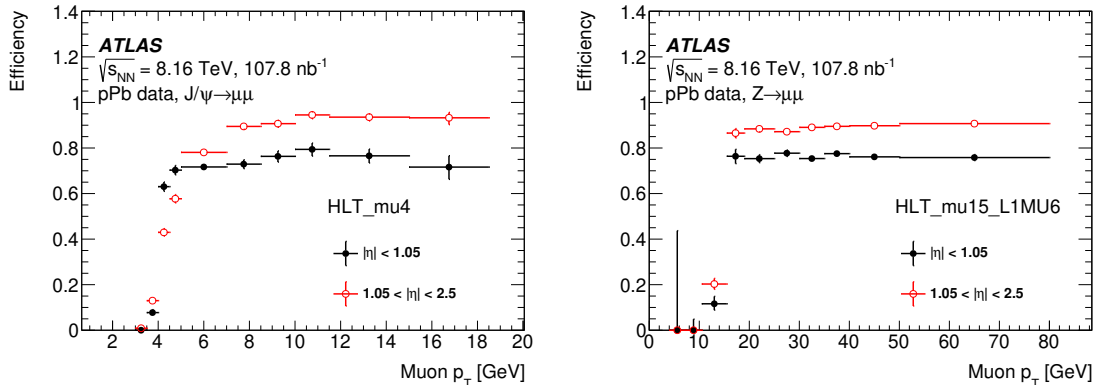


Figure 24. Low- p_T (left) and high- p_T (right) trigger efficiency as a function of the muon p_T in the barrel region (full black circles) and in the endcap region (empty red circles) in p +Pb collision data. The error bars show the statistical uncertainties only.

12 Muon triggers for B -physics and Light States programme

The ATLAS BLS programme relies on samples of low- p_T leptons, typically muons. Because of the large instantaneous luminosities delivered by the LHC, both standard single-muon and dimuon triggers are incapable of running with a threshold low enough to provide a sample of data useful for BLS. To record an appropriately sized sample of data, a set of multi-muon triggers with invariant mass and vertex requirements are used to reduce backgrounds to a level at which trigger rates are low enough to run online.

The basic flow of a BLS chain is depicted in figure 25. After fast muon reconstruction, ID tracks are reconstructed, and a first vertex reconstruction is performed with the ID tracks. If this vertex passes the required χ^2 and mass constraints, the precision muon reconstruction proceeds, and combined muons are used in a second vertex reconstruction algorithm. The trigger is then passed if at least one vertex meets the required χ^2 and mass constraints, which are generally tighter than those in the first-stage vertex reconstruction.

12.1 BLS L1 topological trigger

The backbone of the ATLAS BLS programme is low- p_T muons. This is reflected in heavy use of dimuon triggers with the lowest possible threshold for both L1 and the HLT. To cope with the conditions of Run 2 and to maintain low thresholds, the L1 topological trigger processor (L1Topo) is heavily used. It was installed between 2013 and 2014, before the start of Run 2. L1Topo can combine kinematic information from multiple calorimeter and muon trigger objects into topological information about the event, leading to a reduction in rates while keeping the p_T thresholds low. The L1Topo system was successfully commissioned during pp collisions in 2016 and has been used to collect data since September 2016.

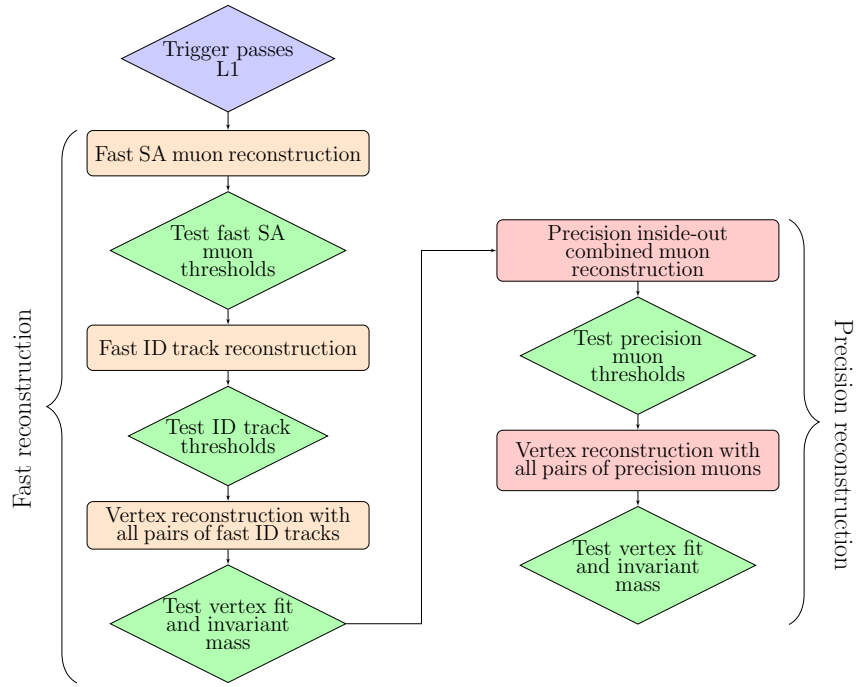


Figure 25. General construction of a BLS trigger. After both fast muon reconstruction and precision muon reconstruction, BLS vertex reconstruction algorithms and hypothesis testing run to see if the muons parameters are consistent with a predefined topology.

The BLS L1Topo triggers make use of a dimuon invariant mass range cut, where the mass is calculated as $m_{\mu\mu}^2 = 2p_{T1}p_{T2}(\cosh \Delta\eta - \cos \Delta\phi)$, and a cut on the angular distance $\Delta R_{\mu\mu}$ of the two muons. The L1Topo items used in BLS chains are:

- L1_LFV-MU6: requires two muons with $p_T > 6$ GeV and $\Delta R_{\mu\mu} < 1.5$.
- L1_LFV-MU11: requires two muons with $p_T > 11$ (6) GeV for the leading (subleading) muon and $\Delta R_{\mu\mu} < 1.5$.
- L1_BPH-2M9-2MU4_BPH-0DR15-2MU4: requires two muons with $p_T > 4$ GeV and $2 \text{ GeV} < m_{\mu\mu} < 9$ GeV and two muons with $p_T > 4$ GeV and $\Delta R_{\mu\mu} < 1.5$.
- L1_BPH-2M9-MU6MU4_BPH-2DR15-MU6MU4: requires two muons with $p_T > 6$ (4) GeV for the leading (subleading) muon and $2 \text{ GeV} < m_{\mu\mu} < 9$ GeV and two muons with $p_T > 6$ (4) GeV for the leading (subleading) muon and $0.2 < \Delta R_{\mu\mu} < 1.5$.
- L1_BPH-2M9-2MU6_BPH-2DR15-2MU6: requires two muons with $p_T > 6$ GeV and $2 \text{ GeV} < m_{\mu\mu} < 9$ GeV and two muons with $p_T > 6$ GeV and $0.2 < \Delta R_{\mu\mu} < 1.5$.
- L1_BPH-8M15-MU6MU4_BPH-0DR22-MU6MU4-BO: requires two muons with $p_T > 6$ (4) GeV for the leading (subleading) muon and $8 \text{ GeV} < m_{\mu\mu} < 15$ GeV and two barrel-only (BO) muons ($|\eta_\mu| < 1.05$) with $p_T > 6$ (4) GeV for the leading (subleading) muon with $\Delta R_{\mu\mu} < 2.2$.

- **L1_BPH-8M15-2MU6_BPH-0DR22-2MU6:** requires two muons with $p_T > 6$ GeV and $8 \text{ GeV} < m_{\mu\mu} < 15$ GeV and two muons with $p_T > 6$ GeV and $\Delta R_{\mu\mu} < 2.2$.

These L1Topo triggers all target dimuon topologies, and for triggers with two requirements, the muon pair passing the first requirement is generally the same as the pair that passes the second. The dimuon mass windows are optimised by taking into account the available L1 muon p_T thresholds.

The L1 rate reduction achieved by L1Topo is approximately a factor of four, as can be seen in figure 26, where the comparison of 2MU6 with and without the L1Topo requirement is shown. The L1 selection requirements result in an approximately 12% HLT efficiency reduction with respect to offline.

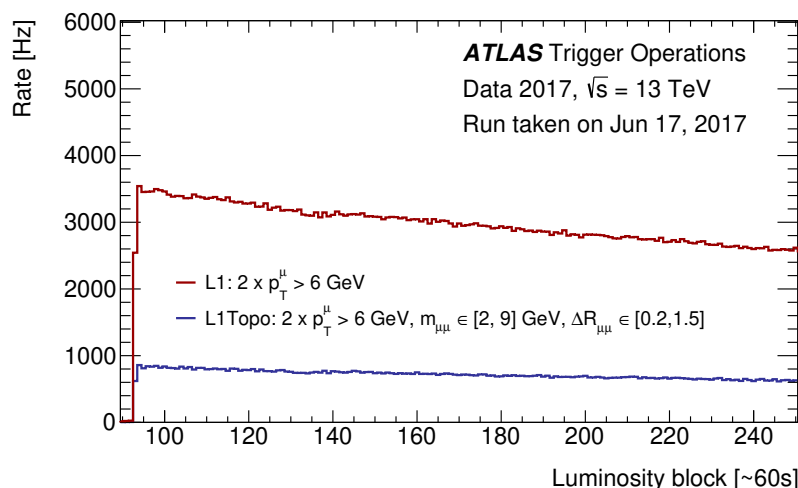


Figure 26. The rate of L1 triggers selecting two muons, each with transverse momentum above 6 GeV with (blue) and without (red) the additional L1Topo requirement. The L1Topo requirement is L1 dimuon invariant mass $2 \text{ GeV} < m_{\mu\mu} < 9$ GeV, and an angular separation $0.2 < \Delta R < 1.5$ between the muons. The rate is shown as a function of luminosity block, which on average correspond to a time interval of 60 s, in a run taken in June 2017 with a peak luminosity of $L = 0.79 \times 10^{34} \text{ cm}^{-2}\text{s}^{-1}$ and an average pile-up of $\langle \mu \rangle = 46.4$. The overall reduction of the rate due to the L1Topo requirement is approximately a factor of four.

12.2 BLS HLT algorithms

To further reduce the background and the rate of BLS muon trigger chains, several algorithms and selections are applied at the HLT. Most of the chains start with a multi-track vertex reconstruction algorithm in the fast reconstruction step, followed by vertex hypothesis testing. The same vertex hypothesis testing algorithm is used in the precision reconstruction step for many BLS topologies. The following algorithms are used:

- **Multi-track vertex reconstruction:** this algorithm takes two or more high- p_T tracks produced by the fast muon reconstruction and applies cuts on their p_T , multiplicity, and sum of charges. A mass hypothesis is set according to the selected topology and the tracks are passed to a Kalman vertex fitter [47].
- **Vertex hypothesis testing:** this algorithm selects vertices passing predefined invariant mass and vertex fit χ^2 selections (see table 4).

A more complicated topological selection happens at the precision step. Muons passing the combined muon reconstruction and threshold requirements are used for vertex reconstruction. Additionally, for chains that require ID tracks for vertex reconstruction, ID track reconstruction runs in a $(\Delta\eta \times \Delta\phi) = (1.5 \times 1.5)$ region centred around each reconstructed precision muon that passes the required p_T thresholds. The following BLS algorithms are used:

- **Dimuon vertex reconstruction and hypothesis testing:** these dimuon algorithms are used for $J/\psi/\Upsilon/B \rightarrow \mu\mu$ topologies, as shown in table 4. The reconstruction algorithm performs vertex fits with pairs of oppositely charged muon tracks after the precision reconstruction step. Corresponding hypothesis testing requires the reconstructed vertices to meet specified invariant mass and χ^2 requirements. Additionally, a subset of triggers place pointing requirements on the dimuon vertex by requiring $L_{xy} > 0$, where $L_{xy} = (\Delta\vec{x}_T \cdot \vec{p}_T^{\text{vertex}}) / |\vec{p}_T^{\text{vertex}}|$, $\Delta\vec{x}_T$ is the transverse vector between the secondary vertex and the beam spot and $\vec{p}_T^{\text{vertex}}$ is the vector sum of the transverse momenta of the muons forming the vertex.
- **Multi-muon + track vertex reconstruction and hypothesis testing:** these algorithms are used for $\mu\mu+X$ topologies, e.g., $B^\pm \rightarrow J/\psi K^\pm$ (dimuon + one track) or $B_s^0 \rightarrow J/\psi \phi$ (dimuon + two tracks). The vertex reconstruction algorithm is run in both inclusive modes, e.g. $B^\pm \rightarrow J/\psi X$, and exclusive modes, e.g. only $B^\pm \rightarrow J/\psi K^\pm$. It starts by building a dimuon candidate, which can be a non-resonant $\mu\mu$ pair, that is then fitted using the Kalman vertex fitter. ID tracks are then used to make all combinations for desired topologies, defined by number of additional tracks and charge requirements. The secondary decay is then fitted by combining the ID tracks with the dimuon system, with invariant mass and vertex χ^2 cuts applied to both the $\mu\mu+X$ and intermediate X vertices.
- **Multi-muon vertex reconstruction and hypothesis testing:** these algorithms fit two to four muons to a common vertex and apply invariant mass and vertex χ^2 cuts. The algorithm is used for 3- and 4-muon triggers as well as for dimuon triggers targeting $\tau \rightarrow 3\mu$ final states.
- **Muon+track vertex reconstruction and hypothesis testing:** the reconstruction algorithms make combinations of one muon and one ID track above a given p_T threshold and fit them to a common vertex. Hypothesis testing imposes an invariant mass requirement.

All vertex fits in the precision reconstruction step are performed using a Kalman vertex fitter.

Multi-track vertex reconstruction and multi-muon hypothesis algorithms are also used in BLS Partial Event Building (PEB) triggers. These were developed in 2017 to provide a large sample of low- p_T muons for offline muon calibration and a minimum-bias sample for quarkonia measurements. The BLS PEB triggers selectively record raw detector information in a small region centred on muons reconstructed at the precision stage that form J/ψ candidates with an ID track. Selected events are sent to a special *BphysPEB* stream, described in the following section.

The BLS triggers did not use combined muons at the first fast stage because of efficiency losses for closely spaced muons. The fast SA muon reconstruction sometimes reconstructs two almost identical muon candidates for two closely spaced L1 RoIs, and therefore the subsequent fast combination step cannot resolve them as separate muons. In 2015, in order to avoid this potential inefficiency the fast muon reconstruction steps were omitted completely and only the precision

algorithms were used. The high CPU demand of this strategy made it unsuitable for the higher instantaneous luminosities delivered by the LHC from 2016 onwards. Instead of removing the fast reconstruction step, the p_T requirements for fast SA muons were set to the lowest required threshold per chain and the fast combination step was disabled. The multi-track vertex reconstruction, following the fast muon reconstruction, then makes all checks using ID tracks only.

Table 4. BLS topologies selected at the HLT with their fast and precision hypotheses. The muon p_T thresholds used with each topology depend on the rate of each selection, and varied throughout Run 2. For topologies with only one listed cut, the same requirements are applied at both the fast and precision stages.

Description	Fast reco cuts	Precision reco cuts
$2 \times \mu$, broad mass	$1.5 < m_{\mu\mu} < 14 \text{ GeV}, \chi^2 < 20$	
$2 \times \mu$, low mass	$m_{\mu\mu} < 6 \text{ GeV}, \chi^2 < 50$	$0.1 < m_{\mu\mu} < 6 \text{ GeV}, \chi^2 < 20$
$2 \times \mu$, very low mass	$m_{\mu\mu} < 2.7 \text{ GeV}, \chi^2 < 50$	$0.1 < m_{\mu\mu} < 2.7 \text{ GeV}, \chi^2 < 20$
$J/\psi \rightarrow \mu\mu$	$2.5 < m_{\mu\mu} < 4.3 \text{ GeV}, \chi^2 < 20$	
$\Upsilon \rightarrow \mu\mu$	$8 < m_{\mu\mu} < 12 \text{ GeV}, \chi^2 < 20$	
$B \rightarrow \mu\mu$	$4 < m_{\mu\mu} < 8.5 \text{ GeV}, \chi^2 < 60$	$4 < m_{\mu\mu} < 8.5 \text{ GeV}, \chi^2 < 20$
$B \rightarrow \mu\mu + X$	$0.1 < m_{\mu\mu} < 6.5 \text{ GeV}, \chi^2 < 20$	Depends on channel
$\tau \rightarrow 3\mu$	2- μ triggers: $m_{\mu\mu} < 2.7 \text{ GeV}, \chi^2 < 50$	
	3- μ triggers: $m_{\mu\mu\mu} < 2.7 \text{ GeV}, \chi^2 < 50$	
$\phi \rightarrow \mu\mu$	$0.94 < m_{\mu\mu} < 1.1 \text{ GeV}, \chi^2 < 10$	

12.3 Rates and streaming strategy

Starting in mid-2016, triggers for dedicated measurements were saved to a stream separate from the rest of the data for physics analyses. This enabled these raw events to be stored on tape and only reconstructed at a later date, thus reducing the pressure on the Tier-0 system responsible for offline reconstruction. The rate of this stream as a function of instantaneous luminosity is shown in figure 27 for a representative set of runs from each year. Averages over the full year are not shown, since the composition of the stream changed during each year. As the luminosity decreased below predefined thresholds (for 2018, instantaneous luminosities of $1.7 \times 10^{34} \text{ cm}^{-2}\text{s}^{-1}$, $1.5 \times 10^{34} \text{ cm}^{-2}\text{s}^{-1}$, and $1.2 \times 10^{34} \text{ cm}^{-2}\text{s}^{-1}$), lower-threshold triggers were enabled. These lower-threshold triggers could not be enabled at higher luminosities due to either L1 rate, HLT CPU usage, or HLT output rate limitations, but were enabled as early as resources allowed.

An additional PEB stream of events for low- p_T muon calibration and efficiency studies was commissioned in late 2017. The events in this stream are selected by triggers requiring a first-stage SA low- p_T muon and an ID track with a combined invariant mass $2.5 < m_{\mu\mu} < 4.3 \text{ GeV}$. Since a large fraction of J/ψ are boosted, instead of recording the full event data, events in this stream contain only the raw detector hits in the $(\Delta\eta \times \Delta\phi) = (1.5 \times 1.5)$ region centred on the tag muon without loss of J/ψ candidates. This reduces the average event size in the stream by a factor of

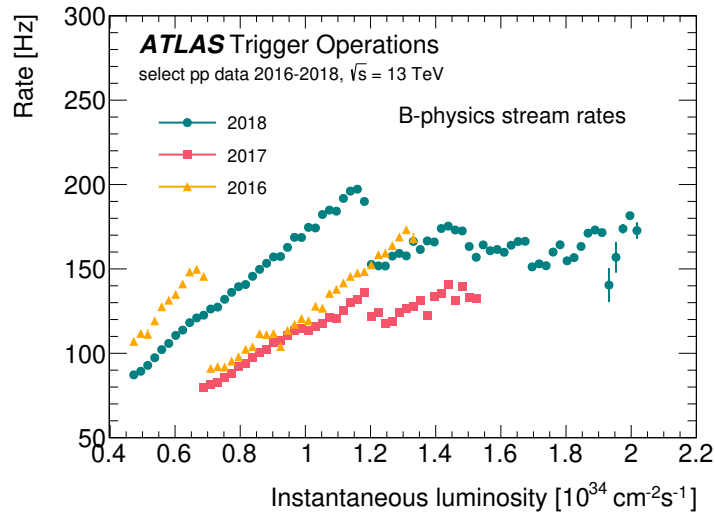


Figure 27. Rate of the dedicated BLS stream from representative runs during 2016, 2017, and 2018 pp 13 TeV data taking. Enabling or lowering the prescale of lower-threshold triggers causes the jumps in the rate at $0.7 \times 10^{34} \text{ cm}^{-2}\text{s}^{-1}$ and $0.9 \times 10^{34} \text{ cm}^{-2}\text{s}^{-1}$ in 2016; $1.0 \times 10^{34} \text{ cm}^{-2}\text{s}^{-1}$, $1.2 \times 10^{34} \text{ cm}^{-2}\text{s}^{-1}$, and $1.5 \times 10^{34} \text{ cm}^{-2}\text{s}^{-1}$ in 2017; and $1.2 \times 10^{34} \text{ cm}^{-2}\text{s}^{-1}$, $1.5 \times 10^{34} \text{ cm}^{-2}\text{s}^{-1}$, and $1.7 \times 10^{34} \text{ cm}^{-2}\text{s}^{-1}$ in 2018.

seven, allowing a high rate of calibration data to be recorded without requiring excessive offline storage.

Table 5 shows the full integrated luminosities and the integrated luminosities collected by triggers only enabled below specified instantaneous luminosities, the so-called ‘end-of-fill’ strategy, in 2017 and 2018. During 2015, no end-of-fill strategy was needed due to the low peak instantaneous luminosity. During 2016, the prescale and streaming strategy changed throughout the year due to the rapidly changing data-taking conditions. Therefore, integrated luminosities for a single set of instantaneous luminosity ranges are not shown. The low- p_T muon calibration stream also used an end-of-fill strategy.

Table 5. Integrated luminosity collected in 2017 and 2018 by triggers that were enabled below specified instantaneous luminosities.

Enabling L_{inst}	Total \mathcal{L} [fb^{-1}]	
	2017	2018
Full run	49	63
$1.7 \times 10^{34} \text{ cm}^{-2}\text{s}^{-1}$	-	53
$1.5 \times 10^{34} \text{ cm}^{-2}\text{s}^{-1}$	38	43
$1.2 \times 10^{34} \text{ cm}^{-2}\text{s}^{-1}$	30	26
$1.0 \times 10^{34} \text{ cm}^{-2}\text{s}^{-1}$	20	-

Figures 28 and 29 show the 2018 rates of dimuon J/ψ and BLS triggers as a function of the instantaneous luminosity. The pure dimuon trigger rates are well described by a linear fit with an approximately zero intercept. For L1 triggers, there is a clear non-linearity caused by an additional dependence on the number of interactions per bunch crossing. The feature at $L = 0.5 \times 10^{34} \text{ cm}^{-2}\text{s}^{-1}$

is caused by LHC fills where only 600 proton bunches were colliding, but the collisions had a pile-up multiplicity of approximately 60. This non-linearity is also present in HLT triggers with additional track requirements. The effect of the end-of-fill strategy can be seen in triggers that have sharp changes in their rates.

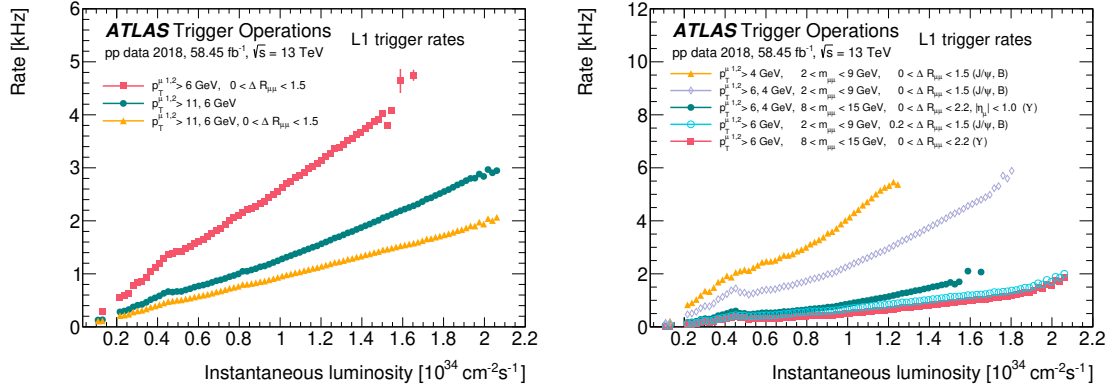


Figure 28. L1 trigger rates as a function of the instantaneous luminosity for the unprescaled dimuon triggers used for the BLS programme. The left plot shows the lowest unprescaled non-L1Topo L1 trigger, L1_MU11_2MU6 and two L1Topo triggers with a $\Delta R_{\mu\mu} < 1.5$ requirement. The right plot shows L1Topo triggers with both the $\Delta R_{\mu\mu}$ and $m_{\mu\mu}$ requirements, targeting specific final states.

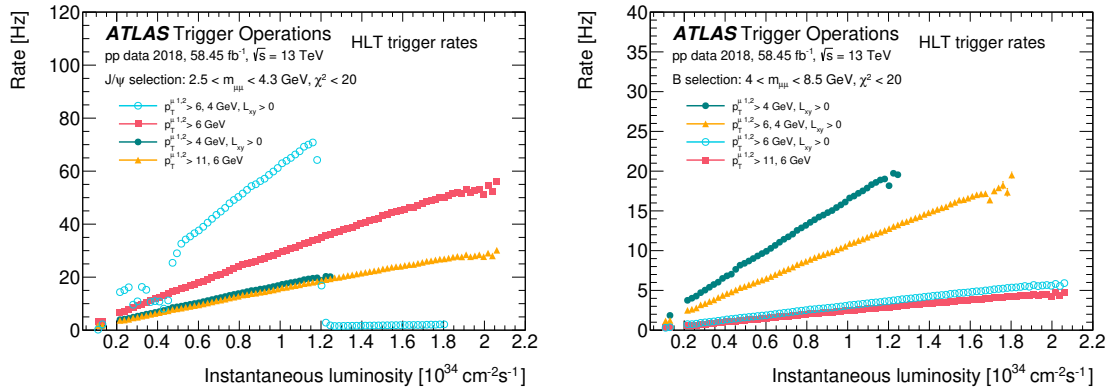


Figure 29. HLT trigger rates as a function of the instantaneous luminosity for the lowest unprescaled dimuon triggers targeting J/ψ (left) and b -hadron (right) final states.

12.4 Performance

Figure 30 shows the dimuon invariant mass spectrum for pairs of muons satisfying *Tight* offline quality criteria [28]. They are fitted to a common vertex, using the ID track parameters, with a $\chi^2 < 20$ for one degree of freedom. Muons are also required to have an absolute pseudorapidity less than 2.3, and have a transverse momentum greater than the trigger threshold. The dimuon triggers require two muons at L1, passing either the low- p_T thresholds of 4 or 6 GeV or the high- p_T threshold of 10 GeV (L1_MU11). These thresholds are subsequently confirmed at the HLT. Invariant mass

requirements are applied to restrict events to the charmonium, b -hadron and bottomonium mass ranges. The yields of events collected for each trigger are cumulative, where overlapping events collected by multiple triggers are retained in the lowest-threshold histogram; hence the integral of events from all histograms is the same as the total event yield. For certain data-taking periods, trigger prescales were applied, reducing the effective yield of events collected by those triggers. The inclusive dimuon trigger, which covers the full mass range of interest and is shown as the dashed line in figure 30, was unprescaled throughout the data-taking period.

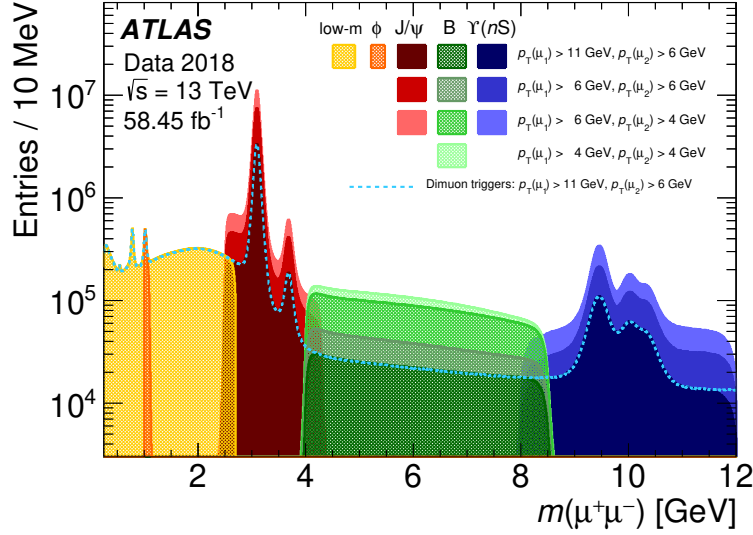


Figure 30. Dimuon invariant mass for events passing a selection of BLS triggers. Triggers select specific invariant mass regions at both L1 and the HLT, and, due to vastly differing rates, some thresholds collected a smaller integrated luminosity. Smaller invariant mass regions allow lower-threshold triggers to run unprescaled at higher instantaneous luminosities, thus more signal events can be recorded than is possible with only inclusive triggers. The dashed line represents the events collected by the lowest unprescaled dimuon trigger that is inclusive of the full mass range of interest.

The efficiency of BLS dimuon triggers can be factorised into three terms:

$$\epsilon_{\text{dimuon}} = \epsilon_{\text{muon}}(p_T^{\mu_1}, q^{\mu_1} \cdot \eta^{\mu_1}) \times \epsilon_{\text{muon}}(p_T^{\mu_2}, q^{\mu_2} \cdot \eta^{\mu_2}) \times C_{\mu\mu}(\Delta R^{\mu\mu}, |y^{\mu\mu}|),$$

where ϵ_{muon} are the efficiencies of single-muon triggers corresponding to the dimuon trigger legs, $C_{\mu\mu}$ is a correction accounting for the effects of the dimuon selection applied by the trigger and q^μ is the muon electric charge. Single-muon trigger efficiencies for low- p_T muons are discussed in section 10.2. The dimuon correction can be represented as a product of two components:

$$C_{\mu\mu}(\Delta R^{\mu\mu}, |y^{\mu\mu}|) = c_a(|y^{\mu\mu}|) \times c_{\Delta R}(\Delta R^{\mu\mu}, |y^{\mu\mu}|).$$

Both terms are measured in three regions of dimuon rapidity: barrel ($|y^{\mu\mu}| \leq 1.0$), barrel-endcap overlap ($1.0 < |y^{\mu\mu}| \leq 1.2$), and endcap ($1.2 < |y^{\mu\mu}| \leq 2.3$), to account for the different values of the correction in these regions. The invariant mass regions selected by each trigger are wide enough such that offline selections are well within the window and there are no residual resolution effects.

The asymptotic correction, c_a , accounts for the effect of dimuon vertex and opposite-charge requirements applied by BLS algorithms. The asymptotic correction values are determined using the ratio of $J/\psi \rightarrow \mu^+\mu^-$ decay yields in events selected by the standard dimuon trigger to those selected by a similar dimuon trigger without applying charge or dimuon vertex requirements. A requirement of $\Delta R^{\text{mu}} > 0.3$ is imposed on all $J/\psi \rightarrow \mu^+\mu^-$ candidates used to determine the asymptotic correction. Apart from that, the selection of $J/\psi \rightarrow \mu^+\mu^-$ candidates and extraction of the yields follow the same procedure as described in section 8.3. The correction values are found to be 0.983 ± 0.001 , 0.984 ± 0.003 , and 0.979 ± 0.001 in barrel, overlap, and endcap regions, respectively.

The second component, $c_{\Delta R}$, accounts for the inefficiency in resolving two overlapping muon RoIs by L1 dimuon triggers for closely spaced muons and hence is evaluated as a function of dimuon angular separation, ΔR^{mu} , in the regions of $|y^{\text{mu}}|$. Smaller effects, such as inefficiencies for closely spaced muons in the HLT, are also accounted for in this correction. To evaluate this correction, a sample of dimuon events collected with the single-muon plus track triggers as in section 8.3 is used. The $c_{\Delta R}$ is measured using the fraction, $\rho_{\Delta R}$, of $J/\psi \rightarrow \mu^+\mu^-$ events in this sample that are also selected by dimuon triggers requiring each muon to have $p_T > 4$ GeV. The J/ψ candidates are selected as described in section 8.3 with an additional requirement for both muons to have $p_T > 8$ GeV to ensure that single-muon trigger efficiencies reach their plateau values. Figure 31 shows values of $\rho_{\Delta R}$ as a function of ΔR^{mu} in three regions of dimuon rapidity. The higher efficiencies observed in the 2015 data are due to the absence of fast HLT reconstruction algorithms in the trigger sequence, as described in section 12.2.

The distributions in figure 31 are fitted with a function composed of an error function describing the shape of ΔR turn-on and a normalisation parameter. The fitted error function, which approaches unity for $\Delta R \gtrsim 0.3$, corresponds to the $c_{\Delta R}(\Delta R^{\text{mu}})$ correction in each region. The normalisation may contain contributions from c_a and from the single-muon trigger efficiencies, and is irrelevant for the $c_{\Delta R}$ measurement. The overall dimuon correction, $C_{\text{mu}}(\Delta R^{\text{mu}}, |y^{\text{mu}}|)$, in each region of $|y^{\text{mu}}|$ is given by a product of the error function extracted from the corresponding fit, and the asymptotic correction value, $c_a(|y^{\text{mu}}|)$, measured in that region.

13 Conclusion

The ATLAS muon trigger has been successfully adapted to the challenging environment at the LHC such that stable and highly efficient data-taking was achieved in Run 2. The transverse momentum threshold for the single-muon trigger was set at 26 GeV for most of the proton-proton data-taking campaign with a well-controlled trigger rate of typically 15 kHz at Level-1 and 180 Hz at the High-Level Trigger for instantaneous luminosities of $1.7 \times 10^{34} \text{ cm}^{-2}\text{s}^{-1}$. The processing times of the HLT muon trigger algorithms were continuously optimised and are sufficiently short to fit within the computing resource limitations. The efficiencies are measured with proton-proton and heavy-ion collision data over a wide p_T range (a few GeV to several hundred GeV) by using muons from decays of J/ψ mesons, Z and W bosons, and top-quark pairs, and show highly uniform and stable performance. The single-muon trigger efficiency is evaluated to be about 68% and 85% in the barrel and endcap region, respectively, considering a kinematic region of $26 < p_T < 100$ GeV. For lower-threshold multi-muon triggers, increased efficiencies of up to 75% and 87% in the barrel and

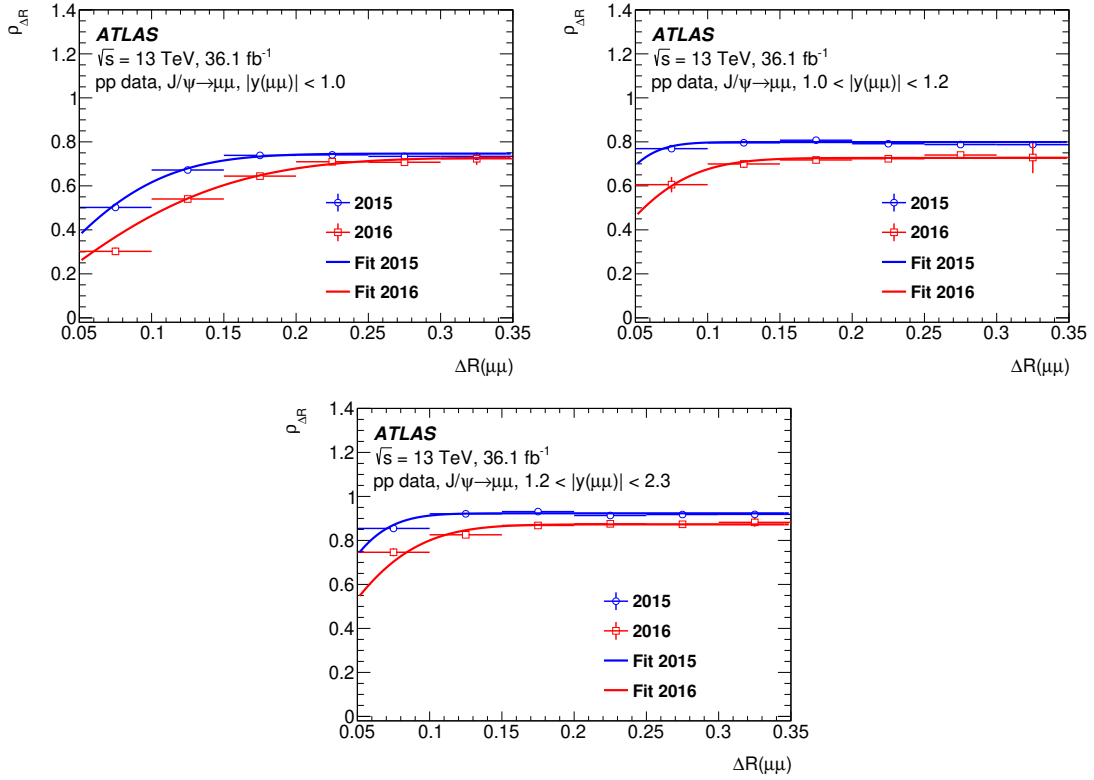


Figure 31. Ratio $\rho_{\Delta R}$ of $J/\psi \rightarrow \mu^+ \mu^-$ yields in events collected by the dimuon triggers and single-muon plus track triggers and by single-muon plus track triggers only, as a function of the dimuon angular separation $\Delta R^{\mu\mu}$, in data collected in 2015 and 2016 for (top-left) barrel, (top-right) overlap, and (bottom) endcap regions of dimuon rapidity. Fits with an error function are also shown.

encap region, respectively, are observed due to the loosened requirements at Level-1. Efficiencies are also measured in heavy-ion collision data and show comparable results. Low-momentum muon triggers are further combined with vertex and mass selections, providing the backbone of the B -physics and Light States programme. The usage of the topological Level-1 trigger selection is essential to provide well-controlled rates to cope with the conditions during Run 2. Efficiency corrections in addition to the single-leg efficiencies are derived for signatures with closely spaced muons.

Acknowledgments

We thank CERN for the very successful operation of the LHC, as well as the support staff from our institutions without whom ATLAS could not be operated efficiently.

We acknowledge the support of ANPCyT, Argentina; YerPhI, Armenia; ARC, Australia; BMFWF and FWF, Austria; ANAS, Azerbaijan; SSTC, Belarus; CNPq and FAPESP, Brazil; NSERC, NRC and CFI, Canada; CERN; CONICYT, Chile; CAS, MOST and NSFC, China; COLCIENCIAS, Colombia; MSMT CR, MPO CR and VSC CR, Czech Republic; DNRf and DNSRC, Denmark; IN2P3-CNRS and CEA-DRF/IRFU, France; SRNSFG, Georgia; BMBF, HGF

and MPG, Germany; GSRT, Greece; RGC and Hong Kong SAR, China; ISF and Benozziyo Center, Israel; INFN, Italy; MEXT and JSPS, Japan; CNRST, Morocco; NWO, Netherlands; RCN, Norway; MNiSW and NCN, Poland; FCT, Portugal; MNE/IFA, Romania; MES of Russia and NRC KI, Russia Federation; JINR; MESTD, Serbia; MSSR, Slovakia; ARRS and MIZŠ, Slovenia; DST/NRF, South Africa; MINECO, Spain; SRC and Wallenberg Foundation, Sweden; SERI, SNSF and Cantons of Bern and Geneva, Switzerland; MOST, Taiwan; TAEK, Turkey; STFC, United Kingdom; DOE and NSF, United States of America. In addition, individual groups and members have received support from BCKDF, CANARIE, Compute Canada and CRC, Canada; ERC, ERDF, Horizon 2020, Marie Skłodowska-Curie Actions and COST, European Union; Investissements d’Avenir Labex, Investissements d’Avenir Idex and ANR, France; DFG and AvH Foundation, Germany; Herakleitos, Thales and Aristeia programmes co-financed by EU-ESF and the Greek NSRF, Greece; BSF-NSF and GIF, Israel; CERCA Programme Generalitat de Catalunya and PROMETEO Programme Generalitat Valenciana, Spain; Göran Gustafssons Stiftelse, Sweden; The Royal Society and Leverhulme Trust, United Kingdom.

The crucial computing support from all WLCG partners is acknowledged gratefully, in particular from CERN, the ATLAS Tier-1 facilities at TRIUMF (Canada), NDGF (Denmark, Norway, Sweden), CC-IN2P3 (France), KIT/GridKA (Germany), INFN-CNAF (Italy), NL-T1 (Netherlands), PIC (Spain), ASGC (Taiwan), RAL (U.K.) and BNL (U.S.A.), the Tier-2 facilities worldwide and large non-WLCG resource providers. Major contributors of computing resources are listed in ref. [48].

References

- [1] ATLAS collaboration, *The ATLAS Experiment at the CERN Large Hadron Collider*, 2008 *JINST* **3** S08003 [INSPIRE].
- [2] ATLAS Collaboration, *ATLAS Insertable B-Layer Technical Design Report*, *ATLAS-TDR-19* (2010), addendum: *ATLAS-TDR-19-ADD-1* (2012).
- [3] ATLAS IBL collaboration, *Production and Integration of the ATLAS Insertable B-Layer*, 2018 *JINST* **13** T05008 [arXiv:1803.00844] [INSPIRE].
- [4] ATLAS collaboration, *Luminosity determination in pp collisions at $\sqrt{s} = 13$ TeV using the ATLAS detector at the LHC*, Tech. Rep. *ATLAS-CONF-2019-021*, CERN, Geneva (Jun. 2019).
- [5] G. Avoni et al., *The new LUCID-2 detector for luminosity measurement and monitoring in ATLAS*, 2018 *JINST* **13** P07017 [INSPIRE].
- [6] GEANT4 collaboration, *GEANT4—a simulation toolkit*, *Nucl. Instrum. Meth. A* **506** (2003) 250 [INSPIRE].
- [7] T. Sjöstrand, S. Mrenna and P.Z. Skands, *A Brief Introduction to PYTHIA 8.1*, *Comput. Phys. Commun.* **178** (2008) 852 [arXiv:0710.3820] [INSPIRE].
- [8] P. Golonka and Z. Was, *PHOTOS Monte Carlo: A Precision tool for QED corrections in Z and W decays*, *Eur. Phys. J. C* **45** (2006) 97 [hep-ph/0506026] [INSPIRE].
- [9] N. Davidson, T. Przedzinski and Z. Was, *PHOTOS interface in C++: Technical and Physics Documentation*, *Comput. Phys. Commun.* **199** (2016) 86 [arXiv:1011.0937] [INSPIRE].
- [10] P. Nason, *A New method for combining NLO QCD with shower Monte Carlo algorithms*, *JHEP* **11** (2004) 040 [hep-ph/0409146] [INSPIRE].

- [11] S. Frixione, P. Nason and C. Oleari, *Matching NLO QCD computations with Parton Shower simulations: the POWHEG method*, *JHEP* **11** (2007) 070 [[arXiv:0709.2092](#)] [[INSPIRE](#)].
- [12] S. Alioli, P. Nason, C. Oleari and E. Re, *A general framework for implementing NLO calculations in shower Monte Carlo programs: the POWHEG BOX*, *JHEP* **06** (2010) 043 [[arXiv:1002.2581](#)] [[INSPIRE](#)].
- [13] S. Alioli, P. Nason, C. Oleari and E. Re, *NLO vector-boson production matched with shower in POWHEG*, *JHEP* **07** (2008) 060 [[arXiv:0805.4802](#)] [[INSPIRE](#)].
- [14] ATLAS collaboration, *Measurement of the Z/γ^* boson transverse momentum distribution in pp collisions at $\sqrt{s} = 7$ TeV with the ATLAS detector*, *JHEP* **09** (2014) 145 [[arXiv:1406.3660](#)] [[INSPIRE](#)].
- [15] H.-L. Lai, M. Guzzi, J. Huston, Z. Li, P.M. Nadolsky, J. Pumplin et al., *New parton distributions for collider physics*, *Phys. Rev. D* **82** (2010) 074024 [[arXiv:1007.2241](#)] [[INSPIRE](#)].
- [16] J. Pumplin, D.R. Stump, J. Huston, H.L. Lai, P.M. Nadolsky and W.K. Tung, *New generation of parton distributions with uncertainties from global QCD analysis*, *JHEP* **07** (2002) 012 [[hep-ph/0201195](#)] [[INSPIRE](#)].
- [17] D.J. Lange, *The EvtGen particle decay simulation package*, *Nucl. Instrum. Meth. A* **462** (2001) 152 [[INSPIRE](#)].
- [18] SHERPA collaboration, *Event Generation with Sherpa 2.2*, *SciPost Phys.* **7** (2019) 034 [[arXiv:1905.09127](#)] [[INSPIRE](#)].
- [19] NNPDF collaboration, *Parton distributions for the LHC Run II*, *JHEP* **04** (2015) 040 [[arXiv:1410.8849](#)] [[INSPIRE](#)].
- [20] S. Frixione, P. Nason and G. Ridolfi, *A Positive-weight next-to-leading-order Monte Carlo for heavy flavour hadroproduction*, *JHEP* **09** (2007) 126 [[arXiv:0707.3088](#)] [[INSPIRE](#)].
- [21] S. Alioli, P. Nason, C. Oleari and E. Re, *NLO single-top production matched with shower in POWHEG: s- and t-channel contributions*, *JHEP* **09** (2009) 111 [*Erratum ibid.* **02** (2010) 011] [[arXiv:0907.4076](#)] [[INSPIRE](#)].
- [22] R. Frederix, E. Re and P. Torrielli, *Single-top t-channel hadroproduction in the four-flavour scheme with POWHEG and aMC@NLO*, *JHEP* **09** (2012) 130 [[arXiv:1207.5391](#)] [[INSPIRE](#)].
- [23] E. Re, *Single-top Wt-channel production matched with parton showers using the POWHEG method*, *Eur. Phys. J. C* **71** (2011) 1547 [[arXiv:1009.2450](#)] [[INSPIRE](#)].
- [24] J. Alwall et al., *The automated computation of tree-level and next-to-leading order differential cross sections, and their matching to parton shower simulations*, *JHEP* **07** (2014) 079 [[arXiv:1405.0301](#)] [[INSPIRE](#)].
- [25] T. Sjöstrand et al., *An introduction to PYTHIA 8.2*, *Comput. Phys. Commun.* **191** (2015) 159 [[arXiv:1410.3012](#)] [[INSPIRE](#)].
- [26] ATLAS PYTHIA 8 tunes to 7 TeV datas, Tech. Rep. ATL-PHYS-PUB-2014-021, CERN, Geneva (Nov. 2014).
- [27] R.D. Ball et al., *Parton distributions with LHC data*, *Nucl. Phys. B* **867** (2013) 244 [[arXiv:1207.1303](#)] [[INSPIRE](#)].
- [28] ATLAS collaboration, *Muon reconstruction performance of the ATLAS detector in proton–proton collision data at $\sqrt{s} = 13$ TeV*, *Eur. Phys. J. C* **76** (2016) 292 [[arXiv:1603.05598](#)] [[INSPIRE](#)].
- [29] ATLAS collaboration, *Topological cell clustering in the ATLAS calorimeters and its performance in LHC Run 1*, *Eur. Phys. J. C* **77** (2017) 490 [[arXiv:1603.02934](#)] [[INSPIRE](#)].

- [30] M. Cacciari, G.P. Salam and G. Soyez, *The anti- k_r jet clustering algorithm*, *JHEP* **04** (2008) 063 [[arXiv:0802.1189](#)] [[INSPIRE](#)].
- [31] ATLAS collaboration, *Jet energy scale measurements and their systematic uncertainties in proton-proton collisions at $\sqrt{s} = 13$ TeV with the ATLAS detector*, *Phys. Rev. D* **96** (2017) 072002 [[arXiv:1703.09665](#)] [[INSPIRE](#)].
- [32] ATLAS collaboration, *Performance of pile-up mitigation techniques for jets in pp collisions at $\sqrt{s} = 8$ TeV using the ATLAS detector*, *Eur. Phys. J. C* **76** (2016) 581 [[arXiv:1510.03823](#)] [[INSPIRE](#)].
- [33] ATLAS collaboration, *ATLAS b-jet identification performance and efficiency measurement with $t\bar{t}$ events in pp collisions at $\sqrt{s} = 13$ TeV*, *Eur. Phys. J. C* **79** (2019) 970 [[arXiv:1907.05120](#)] [[INSPIRE](#)].
- [34] ATLAS collaboration, *Performance of missing transverse momentum reconstruction with the ATLAS detector using proton-proton collisions at $\sqrt{s} = 13$ TeV*, *Eur. Phys. J. C* **78** (2018) 903 [[arXiv:1802.08168](#)] [[INSPIRE](#)].
- [35] ATLAS collaboration, *E_T^{miss} performance in the ATLAS detector using 2015-2016 LHC p-p collisions*, Tech. Rep. [ATLAS-CONF-2018-023](#), CERN, Geneva (Jun. 2018).
- [36] S. Ask et al., *The ATLAS central level-1 trigger logic and TTC system*, *2008 JINST* **3** P08002 [[INSPIRE](#)].
- [37] E. Simioni, *The Topological Processor for the future ATLAS Level-1 Trigger: from design to commissioning*, [arXiv:1406.4316](#) [[INSPIRE](#)].
- [38] S. Artz et al., *The ATLAS Level-1 Muon Topological Trigger Information for Run 2 of the LHC*, *2015 JINST* **10** C02027 [[INSPIRE](#)].
- [39] ATLAS collaboration, *Trigger menu in 2018*, Tech. Rep. [ATL-DAQ-PUB-2019-001](#), CERN, Geneva (Oct. 2019).
- [40] ATLAS collaboration, *Performance of the ATLAS Trigger System in 2015*, *Eur. Phys. J. C* **77** (2017) 317 [[arXiv:1611.09661](#)] [[INSPIRE](#)].
- [41] F. Anulli et al., *The Level-1 Trigger Muon Barrel System of the ATLAS experiment at CERN*, *2009 JINST* **4** P04010 [[INSPIRE](#)].
- [42] *2015 start-up trigger menu and initial performance assessment of the ATLAS trigger using Run-2 data*, Tech. Rep. [ATL-DAQ-PUB-2016-001](#), CERN, Geneva (Mar. 2016).
- [43] ATLAS collaboration, *Trigger Menu in 2016*, Tech. Rep. [ATL-DAQ-PUB-2017-001](#), CERN, Geneva (Jan. 2017).
- [44] ATLAS collaboration, *Trigger Menu in 2017*, Tech. Rep. [ATL-DAQ-PUB-2018-002](#), CERN, Geneva (Jun. 2018).
- [45] G. Guennebaud et al., *Eigen v3*, <http://eigen.tuxfamily.org> (2010).
- [46] I.S. Duff and J.K. Reid, *MA27—A set of Fortran subroutines for solving sparse symmetric sets of linear equations*, Tech. Rep. AERE R10533 (July. 1982).
- [47] V. Kostyukhin, *VKalVrt - package for vertex reconstruction in ATLAS.*, Tech. Rep. [ATL-PHYS-2003-031](#), CERN, Geneva (Aug. 2003).
- [48] ATLAS collaboration, *ATLAS Computing Acknowledgements*, Tech. Rep. [ATL-GEN-PUB-2016-002](#), CERN, Geneva (Jul. 2016).

The ATLAS collaboration

G. Aad¹⁰², B. Abbott¹²⁸, D.C. Abbott¹⁰³, A. Abed Abud³⁶, K. Abeling⁵³, D.K. Abhayasinghe⁹⁴, S.H. Abidi¹⁶⁶, O.S. AbouZeid⁴⁰, N.L. Abraham¹⁵⁵, H. Abramowicz¹⁶⁰, H. Abreu¹⁵⁹, Y. Abulaiti⁶, B.S. Acharya^{67a,67b,o}, B. Achkar⁵³, L. Adam¹⁰⁰, C. Adam Bourdarios⁵, L. Adamczyk^{84a}, L. Adamek¹⁶⁶, J. Adelman¹²¹, M. Adersberger¹¹⁴, A. Adiguzel^{12c}, S. Adorni⁵⁴, T. Adye¹⁴³, A.A. Affolder¹⁴⁵, Y. Afik¹⁵⁹, C. Agapopoulou⁶⁵, M.N. Agaras³⁸, A. Aggarwal¹¹⁹, C. Agheorghiesei^{27c}, J.A. Aguilar-Saavedra^{139f,139a,af}, A. Ahmad³⁶, F. Ahmadov⁸⁰, W.S. Ahmed¹⁰⁴, X. Ai¹⁸, G. Aielli^{74a,74b}, S. Akatsuka⁸⁶, T.P.A. Åkesson⁹⁷, E. Akilli⁵⁴, A.V. Akimov¹¹¹, K. Al Khoury⁶⁵, G.L. Alberghi^{23b,23a}, J. Albert¹⁷⁵, M.J. Alconada Verzini¹⁶⁰, S. Alderweireldt³⁶, M. Aleksa³⁶, I.N. Aleksandrov⁸⁰, C. Alexa^{27b}, T. Alexopoulos¹⁰, A. Alfonsi¹²⁰, F. Alfonsi^{23b,23a}, M. Alhroob¹²⁸, B. Ali¹⁴¹, S. Ali¹⁵⁷, M. Aliev¹⁶⁵, G. Alimonti^{69a}, C. Allaire³⁶, B.M.M. Allbrooke¹⁵⁵, B.W. Allen¹³¹, P.P. Allport²¹, A. Aloisio^{70a,70b}, F. Alonso⁸⁹, C. Alpigiani¹⁴⁷, A.A. Alshehri⁵⁷, E. Alunno Camelia^{74a,74b}, M. Alvarez Estevez⁹⁹, M.G. Alviggi^{70a,70b}, Y. Amaral Coutinho^{81b}, A. Ambler¹⁰⁴, L. Ambroz¹³⁴, C. Amelung²⁶, D. Amidei¹⁰⁶, S.P. Amor Dos Santos^{139a}, S. Amoroso⁴⁶, C.S. Amrouche⁵⁴, F. An⁷⁹, C. Anastopoulos¹⁴⁸, N. Andari¹⁴⁴, T. Andeen¹¹, C.F. Anders^{61b}, J.K. Anders²⁰, S.Y. Andreev^{45a,45b}, A. Andreazza^{69a,69b}, V. Andrei^{61a}, C.R. Anelli¹⁷⁵, S. Angelidakis⁹, A. Angerami³⁹, A.V. Anisenkov^{122b,122a}, A. Annovi^{72a}, C. Antel⁵⁴, M.T. Anthony¹⁴⁸, E. Antipov¹²⁹, M. Antonelli⁵¹, D.J.A. Antrim¹⁷⁰, F. Anulli^{73a}, M. Aoki⁸², J.A. Aparisi Pozo¹⁷³, M.A. Aparo¹⁵⁵, L. Aperio Bella^{15a}, V. Araujo Ferraz^{81b}, R. Araujo Pereira^{81b}, C. Arcangeletti⁵¹, A.T.H. Arce⁴⁹, F.A. Arduh⁸⁹, J.-F. Arguin¹¹⁰, S. Argyropoulos⁵², J.-H. Arling⁴⁶, A.J. Armbruster³⁶, A. Armstrong¹⁷⁰, O. Arnaez¹⁶⁶, H. Arnold¹²⁰, Z.P. Arrubarrena Tame¹¹⁴, G. Artoni¹³⁴, S. Artz¹⁰⁰, S. Asai¹⁶², T. Asawatavonvanich¹⁶⁴, N. Asbah⁵⁹, E.M. Asimakopoulou¹⁷¹, L. Asquith¹⁵⁵, J. Assahsah^{35d}, K. Assamagan²⁹, R. Astalos^{28a}, R.J. Atkin^{33a}, M. Atkinson¹⁷², N.B. Atlay¹⁹, H. Atmani⁶⁵, K. Augsten¹⁴¹, V.A. Austrup¹⁸¹, G. Avolio³⁶, M.K. Ayoub^{15a}, G. Azuelos^{110,an}, H. Bachacou¹⁴⁴, K. Bachas¹⁶¹, M. Backes¹³⁴, F. Backman^{45a,45b}, P. Bagnaia^{73a,73b}, M. Bahmani⁸⁵, H. Bahrasemani¹⁵¹, A.J. Bailey¹⁷³, V.R. Bailey¹⁷², J.T. Baines¹⁴³, C. Bakalis¹⁰, O.K. Baker¹⁸², P.J. Bakker¹²⁰, E. Bakos¹⁶, D. Bakshi Gupta⁸, S. Balaji¹⁵⁶, E.M. Baldin^{122b,122a}, P. Balek¹⁷⁹, F. Balli¹⁴⁴, W.K. Balunas¹³⁴, J. Balz¹⁰⁰, E. Banas⁸⁵, M. Bandieramonte¹³⁸, A. Bandyopadhyay²⁴, Sw. Banerjee^{180j}, L. Barak¹⁶⁰, W.M. Barbe³⁸, E.L. Barberio¹⁰⁵, D. Barberis^{55b,55a}, M. Barbero¹⁰², G. Barbour⁹⁵, T. Barillari¹¹⁵, M-S. Barisits³⁶, J. Barkeloo¹³¹, T. Barklow¹⁵², R. Barnea¹⁵⁹, B.M. Barnett¹⁴³, R.M. Barnett¹⁸, Z. Barnovska-Blenessy^{60a}, A. Barone^{60a}, G. Barone²⁹, A.J. Barr¹³⁴, L. Barranco Navarro^{45a,45b}, F. Barreiro⁹⁹, J. Barreiro Guimarães da Costa^{15a}, U. Barron¹⁶⁰, S. Barsov¹³⁷, F. Bartels^{61a}, R. Bartoldus¹⁵², G. Bartolini¹⁰², A.E. Barton⁹⁰, P. Bartos^{28a}, A. Basalae⁴⁶, A. Basan¹⁰⁰, A. Bassalat^{65,ak}, M.J. Basso¹⁶⁶, R.L. Bates⁵⁷, S. Batlamous^{35e}, J.R. Batley³², B. Batool¹⁵⁰, M. Battaglia¹⁴⁵, M. Bauce^{73a,73b}, F. Bauer¹⁴⁴, K.T. Bauer¹⁷⁰, H.S. Bawa³¹, J.B. Beacham⁴⁹, T. Beau¹³⁵, P.H. Beauchemin¹⁶⁹, F. Becherer⁵², P. Bechtel²⁴, H.C. Beck⁵³, H.P. Beck^{20,r}, K. Becker¹⁷⁷, C. Becot⁴⁶, A. Beddall^{12d}, A.J. Beddall^{12a}, V.A. Bednyakov⁸⁰, M. Bedognetti¹²⁰, C.P. Bee¹⁵⁴, T.A. Beermann¹⁸¹, M. Begalli^{81b}, M. Beger²⁹, A. Behera¹⁵⁴, J.K. Behr⁴⁶, F. Beisiegel²⁴, M. Belfkir⁵, A.S. Bell⁹⁵, G. Bella¹⁶⁰, L. Bellagamba^{23b}, A. Bellerive³⁴, P. Bellos⁹, K. Beloborodov^{122b,122a}, K. Belotskiy¹¹², N.L. Belyaev¹¹², D. Bencheikroun^{35a}, N. Benekos¹⁰, Y. Benhammou¹⁶⁰, D.P. Benjamin⁶, M. Benoit⁵⁴, J.R. Bensinger²⁶, S. Bentvelsen¹²⁰, L. Beresford¹³⁴, M. Beretta⁵¹, D. Berge¹⁹, E. Bergeas Kuutmann¹⁷¹, N. Berger⁵, B. Bergmann¹⁴¹, L.J. Bergsten²⁶, J. Beringer¹⁸, S. Berlendis⁷, G. Bernardi¹³⁵, C. Bernius¹⁵², F.U. Bernlochner²⁴, T. Berry⁹⁴, P. Berta¹⁰⁰, C. Bertella^{15a}, A. Berthold⁴⁸, I.A. Bertram⁹⁰, O. Bessidskaia Bylund¹⁸¹, N. Besson¹⁴⁴, A. Bethani¹⁰¹, S. Bethke¹¹⁵, A. Betti⁴², A.J. Bevan⁹³, J. Beyer¹¹⁵, D.S. Bhattacharya¹⁷⁶, P. Bhattarai²⁶, R. Bi¹³⁸, R.M. Bianchi¹³⁸, O. Biebel¹¹⁴, D. Biedermann¹⁹, R. Bielski³⁶, K. Bierwagen¹⁰⁰, N.V. Biesuz^{72a,72b}, M. Biglietti^{75a}, T.R.V. Billoud¹¹⁰, M. Bindi⁵³, A. Bingul^{12d}, C. Bini^{73a,73b}, S. Biondi^{23b,23a}, M. Birman¹⁷⁹, T. Bisanz⁵³, J.P. Biswal³, D. Biswas^{180j}, A. Bitadze¹⁰¹, C. Bittrich⁴⁸, K. Bjørke¹³³, T. Blazek^{28a}, I. Bloch⁴⁶, C. Blocker²⁶, A. Blue⁵⁷, U. Blumenschein⁹³, G.J. Bobbink¹²⁰, V.S. Bobrovnikov^{122b,122a}, S.S. Bocchetta⁹⁷,

A. Bocci⁴⁹, D. Boerner⁴⁶, D. Bogavac¹⁴, A.G. Bogdanchikov^{122b,122a}, C. Bohm^{45a}, V. Boisvert⁹⁴,
 P. Bokan^{53,171}, T. Bold^{84a}, A.E. Bolz^{61b}, M. Bomben¹³⁵, M. Bona⁹³, J.S. Bonilla¹³¹, M. Boonekamp¹⁴⁴,
 C.D. Booth⁹⁴, H.M. Borecka-Bielska⁹¹, L.S. Borgna⁹⁵, A. Borisov¹²³, G. Borisso⁹⁰, J. Bortfeldt³⁶,
 D. Bortoletto¹³⁴, D. Boscherini^{23b}, M. Bosman¹⁴, J.D. Bossio Sola¹⁰⁴, K. Bouaouda^{35a}, J. Boudreau¹³⁸,
 E.V. Bouhova-Thacker⁹⁰, D. Boumediene³⁸, S.K. Boutle⁵⁷, A. Boveia¹²⁷, J. Boyd³⁶, D. Boye^{33c},
 I.R. Boyko⁸⁰, A.J. Bozson⁹⁴, J. Bracinek²¹, N. Brahimi¹⁰², G. Brandt¹⁸¹, O. Brandt³², F. Braren⁴⁶,
 B. Brau¹⁰³, J.E. Brau¹³¹, W.D. Breaden Madden⁵⁷, K. Brendlinger⁴⁶, L. Brenner⁴⁶, R. Brenner¹⁷¹,
 S. Bressler¹⁷⁹, B. Brickwedde¹⁰⁰, D.L. Briglin²¹, D. Britton⁵⁷, D. Britzger¹¹⁵, I. Brock²⁴, R. Brock¹⁰⁷,
 G. Brooijmans³⁹, W.K. Brooks^{146d}, E. Brost²⁹, P.A. Bruckman de Renstrom⁸⁵, B. Brüers⁴⁶, D. Bruncko^{28b},
 A. Bruni^{23b}, G. Bruni^{23b}, L.S. Bruni¹²⁰, S. Bruno^{74a,74b}, M. Bruschi^{23b}, N. Brusino^{73a,73b},
 L. Bryngemark¹⁵², T. Buanes¹⁷, Q. Buat³⁶, P. Buchholz¹⁵⁰, A.G. Buckley⁵⁷, I.A. Budagov⁸⁰,
 M.K. Bugge¹³³, F. Bühner⁵², O. Bulekov¹¹², B.A. Bullard⁵⁹, T.J. Burch¹²¹, S. Burdin⁹¹, C.D. Burgard¹²⁰,
 A.M. Burger¹²⁹, B. Burghgrave⁸, J.T.P. Burr⁴⁶, C.D. Burton¹¹, J.C. Burzynski¹⁰³, V. Büscher¹⁰⁰,
 E. Buschmann⁵³, P.J. Bussey⁵⁷, J.M. Butler²⁵, C.M. Buttar⁵⁷, J.M. Butterworth⁹⁵, P. Butti³⁶, W. Buttinger³⁶,
 C.J. Buxo Vazquez¹⁰⁷, A. Buzatu¹⁵⁷, A.R. Buzykaev^{122b,122a}, G. Cabras^{23b,23a}, S. Cabrera Urbán¹⁷³,
 D. Caforio⁵⁶, H. Cai¹⁷², V.M.M. Cairo¹⁵², O. Cakir^{4a}, N. Calace³⁶, P. Calafiura¹⁸, G. Calderini¹³⁵,
 P. Calfayan⁶⁶, G. Callea⁵⁷, L.P. Caloba^{81b}, A. Caltabiano^{74a,74b}, S. Calvente Lopez⁹⁹, D. Calvet³⁸,
 S. Calvet³⁸, T.P. Calvet¹⁵⁴, M. Calvetti^{72a,72b}, R. Camacho Toro¹³⁵, S. Camarda³⁶, D. Camarero Munoz⁹⁹,
 P. Camarri^{74a,74b}, M.T. Camerlingo^{75a,75b}, D. Cameron¹³³, C. Camincher³⁶, S. Campana³⁶,
 M. Campanelli⁹⁵, A. Camplani⁴⁰, A. Campoverde¹⁵⁰, V. Canale^{70a,70b}, A. Canesse¹⁰⁴, M. Cano Bret⁷⁸,
 J. Cantero¹²⁹, T. Cao¹⁶⁰, Y. Cao¹⁷², M.D.M. Capeans Garrido³⁶, M. Capua^{41b,41a}, R. Cardarelli^{74a},
 F. Cardillo¹⁴⁸, G. Carducci^{41b,41a}, I. Carli¹⁴², T. Carli³⁶, G. Carlino^{70a}, B.T. Carlson¹³⁸, E.M. Carlson^{175,167a},
 L. Carminati^{69a,69b}, R.M.D. Carney¹⁵², S. Caron¹¹⁹, E. Carquin^{146d}, S. Carrá⁴⁶, J.W.S. Carter¹⁶⁶,
 T.M. Carter⁵⁰, M.P. Casado^{14,f}, A.F. Casha¹⁶⁶, F.L. Castillo¹⁷³, L. Castillo Garcia¹⁴, V. Castillo Gimenez¹⁷³,
 N.F. Castro^{139a,139e}, A. Catinaccio³⁶, J.R. Catmore¹³³, A. Cattai³⁶, V. Cavaliere²⁹, E. Cavallaro¹⁴,
 V. Cavasinni^{72a,72b}, E. Celebi^{12b}, F. Celli¹³⁴, L. Cerda Alberich¹⁷³, K. Cerny¹³⁰, A.S. Cerqueira^{81a},
 A. Cerri¹⁵⁵, L. Cerrito^{74a,74b}, F. Cerutti¹⁸, A. Cervelli^{23b,23a}, S.A. Cetin^{12b}, Z. Chadi^{35a}, D. Chakraborty¹²¹,
 J. Chan¹⁸⁰, W.S. Chan¹²⁰, W.Y. Chan⁹¹, J.D. Chapman³², B. Chargeishvili^{158b}, D.G. Charlton²¹,
 T.P. Charman⁹³, C.C. Chau³⁴, S. Che¹²⁷, S. Chekanov⁶, S.V. Chekulaev^{167a}, G.A. Chelkov^{80,ai}, B. Chen⁷⁹,
 C. Chen^{60a}, C.H. Chen⁷⁹, H. Chen²⁹, J. Chen^{60a}, J. Chen³⁹, J. Chen²⁶, S. Chen¹³⁶, S.J. Chen^{15c}, X. Chen^{15b},
 Y. Chen^{60a}, Y-H. Chen⁴⁶, H.C. Cheng^{63a}, H.J. Cheng^{15a}, A. Cheplakov⁸⁰, E. Cheremushkina¹²³,
 R. Cherkaoui El Moursli^{35e}, E. Cheu⁷, K. Cheung⁶⁴, T.J.A. Chevalérias¹⁴⁴, L. Chevalier¹⁴⁴, V. Chiarella⁵¹,
 G. Chiarelli^{72a}, G. Chiodini^{68a}, A.S. Chisholm²¹, A. Chitan^{27b}, I. Chiu¹⁶², Y.H. Chiu¹⁷⁵, M.V. Chizhov⁸⁰,
 K. Choi¹¹, A.R. Chomont^{73a,73b}, S. Chouridou¹⁶¹, Y.S. Chow¹²⁰, L.D. Christopher^{33e}, M.C. Chu^{63a},
 X. Chu^{15a,15d}, J. Chudoba¹⁴⁰, J.J. Chwastowski⁸⁵, L. Chytka¹³⁰, D. Cieri¹¹⁵, K.M. Ciesla⁸⁵, D. Cinca⁴⁷,
 V. Cindro⁹², I.A. Cioară^{27b}, A. Ciocio¹⁸, F. Ciotto^{70a,70b}, Z.H. Citron^{179,k}, M. Citterio^{69a},
 D.A. Ciubotaru^{27b}, B.M. Ciungu¹⁶⁶, A. Clark⁵⁴, M.R. Clark³⁹, P.J. Clark⁵⁰, S.E. Clawson¹⁰¹,
 C. Clement^{45a,45b}, Y. Coadou¹⁰², M. Cobal^{67a,67c}, A. Coccaro^{55b}, J. Cochran⁷⁹, R. Coelho Lopes De Sa¹⁰³,
 H. Cohen¹⁶⁰, A.E.C. Coimbra³⁶, B. Cole³⁹, A.P. Colijn¹²⁰, J. Collot⁵⁸, P. Conde Muiño^{139a,139h},
 S.H. Connell^{33c}, I.A. Connelly⁵⁷, S. Constantinescu^{27b}, F. Conventi^{70a,ao}, A.M. Cooper-Sarkar¹³⁴,
 F. Cormier¹⁷⁴, K.J.R. Cormier¹⁶⁶, L.D. Corpe⁹⁵, M. Corradi^{73a,73b}, E.E. Corrigan⁹⁷, F. Corriveau^{104,ad},
 M.J. Costa¹⁷³, F. Costanza⁵, D. Costanzo¹⁴⁸, G. Cowan⁹⁴, J.W. Cowley³², J. Crane¹⁰¹, K. Cranmer¹²⁵,
 S.J. Crawley⁵⁷, R.A. Creager¹³⁶, S. Crépe-Renaudin⁵⁸, F. Crescioli¹³⁵, M. Cristinziani²⁴, V. Croft¹⁶⁹,
 G. Crosetti^{41b,41a}, A. Cueto⁵, T. Cuhadar Donszelmann¹⁷⁰, A.R. Cukierman¹⁵², W.R. Cunningham⁵⁷,
 S. Czekierda⁸⁵, P. Czodrowski³⁶, M.M. Czurylo^{61b}, M.J. Da Cunha Sargedas De Sousa^{60b},
 J.V. Da Fonseca Pinto^{81b}, C. Da Via¹⁰¹, W. Dabrowski^{84a}, F. Dachs³⁶, T. Dado^{28a}, S. Dahbi^{33e}, T. Dai¹⁰⁶,
 C. Dallapiccola¹⁰³, M. Dam⁴⁰, G. D'amen²⁹, V. D'Amico^{75a,75b}, J. Damp¹⁰⁰, J.R. Dandoy¹³⁶,
 M.F. Daneri³⁰, N.S. Dann¹⁰¹, M. Danninger¹⁵¹, V. Dao³⁶, G. Darbo^{55b}, O. Dartsis⁵, A. Dattagupta¹³¹,

T. Daubney⁴⁶, S. D'Auria^{69a,69b}, C. David^{167b}, T. Davidek¹⁴², D.R. Davis⁴⁹, I. Dawson¹⁴⁸, K. De⁸,
 R. De Asmundis^{70a}, M. De Beurs¹²⁰, S. De Castro^{23b,23a}, S. De Cecco^{73a,73b}, N. De Groot¹¹⁹, P. de Jong¹²⁰,
 H. De la Torre¹⁰⁷, A. De Maria^{15c}, D. De Pedis^{73a}, A. De Salvo^{73a}, U. De Sanctis^{74a,74b}, M. De Santis^{74a,74b},
 A. De Santo¹⁵⁵, J.B. De Vivie De Regie⁶⁵, C. Debenedetti¹⁴⁵, D.V. Dedovich⁸⁰, A.M. Deiana⁴²,
 J. Del Peso⁹⁹, Y. Delabat Diaz⁴⁶, D. Delgove⁶⁵, F. Deliot^{144,q}, C.M. Delitzsch⁷, M. Della Pietra^{70a,70b},
 D. Della Volpe⁵⁴, A. Dell'Acqua³⁶, L. Dell'Asta^{74a,74b}, M. Delmastro⁵, C. Delporte⁶⁵, P.A. Delsart⁵⁸,
 D.A. DeMarco¹⁶⁶, S. Demers¹⁸², M. Demichev⁸⁰, G. Demontigny¹¹⁰, S.P. Denisov¹²³, L. D'Eramo¹²¹,
 D. Derendarz⁸⁵, J.E. Derkaoui^{35d}, F. Derue¹³⁵, P. Dervan⁹¹, K. Desch²⁴, C. Deterre⁴⁶, K. Dette¹⁶⁶,
 C. Deutsch²⁴, M.R. Devesa³⁰, P.O. Deviveiros³⁶, F.A. Di Bello^{73a,73b}, A. Di Ciaccio^{74a,74b}, L. Di Ciaccio⁵,
 W.K. Di Clemente¹³⁶, C. Di Donato^{70a,70b}, A. Di Girolamo³⁶, G. Di Gregorio^{72a,72b}, B. Di Micco^{75a,75b},
 R. Di Nardo^{75a,75b}, K.F. Di Petrillo⁵⁹, R. Di Sipio¹⁶⁶, C. Diaconu¹⁰², F.A. Dias⁴⁰, T. Dias Do Vale^{139a},
 M.A. Diaz^{146a}, F.G. Diaz Capriles²⁴, J. Dickinson¹⁸, E.B. Diehl¹⁰⁶, J. Dietrich¹⁹, S. Díez Cornell⁴⁶,
 A. Dimitrievska¹⁸, W. Ding^{15b}, J. Dingfelder²⁴, F. Dittus³⁶, F. Djama¹⁰², T. Djobava^{158b}, J.I. Djuvsland¹⁷,
 M.A.B. Do Vale^{81c}, M. Dobre^{27b}, D. Dodsworth²⁶, C. Doglioni⁹⁷, J. Dolejsi¹⁴², Z. Dolezal¹⁴²,
 M. Donadelli^{81d}, B. Dong^{60c}, J. Donini³⁸, A. D'onofrio^{15c}, M. D'Onofrio⁹¹, J. Dopke¹⁴³, A. Doria^{70a},
 M.T. Dova⁸⁹, A.T. Doyle⁵⁷, E. Drechsler¹⁵¹, E. Dreyer¹⁵¹, T. Dreyer⁵³, A.S. Drobac¹⁶⁹, D. Du^{60b},
 T.A. du Pree¹²⁰, Y. Duan^{60b}, F. Dubinin¹¹¹, M. Dubovsky^{28a}, A. Dubreuil⁵⁴, E. Duchovni¹⁷⁹, G. Duckeck¹¹⁴,
 O.A. Ducu^{27b}, D. Duda¹¹⁵, A. Dudarev³⁶, A.C. Dudder¹⁰⁰, E.M. Duffield¹⁸, L. Duflo⁶⁵, M. Dührssen³⁶,
 C. Dülsen¹⁸¹, M. Dumancic¹⁷⁹, A.E. Dumitriu^{27b}, A.K. Duncan⁵⁷, M. Dunford^{61a}, A. Duperrin¹⁰²,
 H. Duran Yildiz^{4a}, M. Düren⁵⁶, A. Durglishvili^{158b}, D. Duschinger⁴⁸, B. Dutta⁴⁶, D. Duvnjak¹,
 G.I. Dyckes¹³⁶, M. Dyndal³⁶, S. Dysch¹⁰¹, B.S. Dziedzic⁸⁵, K.M. Ecker¹¹⁵, M.G. Eggleston⁴⁹, T. Eifert⁸,
 G. Eigen¹⁷, K. Einsweiler¹⁸, T. Ekelof¹⁷¹, H. El Jarrari^{35e}, R. El Kosseifi¹⁰², V. Ellajosyula¹⁷¹, M. Ellert¹⁷¹,
 F. Ellinghaus¹⁸¹, A.A. Elliot⁹³, N. Ellis³⁶, J. Elmsheuser²⁹, M. Elsing³⁶, D. Emeliyanov¹⁴³, A. Emerman³⁹,
 Y. Enari¹⁶², M.B. Epland⁴⁹, J. Erdmann⁴⁷, A. Ereditato²⁰, P.A. Erland⁸⁵, M. Errenst³⁶, M. Escalier⁶⁵,
 C. Escobar¹⁷³, O. Estrada Pastor¹⁷³, E. Etzion¹⁶⁰, H. Evans⁶⁶, M.O. Evans¹⁵⁵, A. Ezhilov¹³⁷, F. Fabbri⁵⁷,
 L. Fabbri^{23b,23a}, V. Fabiani¹¹⁹, G. Facini¹⁷⁷, R.M. Faisca Rodrigues Pereira^{139a}, R.M. Fakhruddinov¹²³,
 S. Falciano^{73a}, P.J. Falke²⁴, S. Falke³⁶, J. Faltova¹⁴², Y. Fang^{15a}, Y. Fang^{15a}, G. Fanourakis⁴⁴, M. Fanti^{69a,69b},
 M. Faraj^{67a,67c,s}, A. Farbin⁸, A. Farilla^{75a}, E.M. Farina^{71a,71b}, T. Farooque¹⁰⁷, S.M. Farrington⁵⁰,
 P. Farthouat³⁶, F. Fassi^{35e}, P. Fassnacht³⁶, D. Fassouliotis⁹, M. Faucci Giannelli⁵⁰, W.J. Fawcett³²,
 L. Fayard⁶⁵, O.L. Fedin^{137,p}, W. Fedorko¹⁷⁴, A. Fehr²⁰, M. Feickert¹⁷², L. Feligioni¹⁰², A. Fell¹⁴⁸,
 C. Feng^{60b}, M. Feng⁴⁹, M.J. Fenton¹⁷⁰, A.B. Fenyuk¹²³, S.W. Ferguson⁴³, J. Ferrando⁴⁶, A. Ferrante¹⁷²,
 A. Ferrari¹⁷¹, P. Ferrari¹²⁰, R. Ferrari^{71a}, D.E. Ferreira de Lima^{61b}, A. Ferrer¹⁷³, D. Ferrere⁵⁴, C. Ferretti¹⁰⁶,
 F. Fiedler¹⁰⁰, A. Filipčić⁹², F. Filthaut¹¹⁹, K.D. Finelli²⁵, M.C.N. Fiolhais^{139a,139c,a}, L. Fiorini¹⁷³,
 F. Fischer¹¹⁴, W.C. Fisher¹⁰⁷, I. Fleck¹⁵⁰, P. Fleischmann¹⁰⁶, T. Flick¹⁸¹, B.M. Flierl¹¹⁴, L. Flores¹³⁶,
 L.R. Flores Castillo^{63a}, F.M. Follega^{76a,76b}, N. Fomin¹⁷, J.H. Foo¹⁶⁶, G.T. Forcolin^{76a,76b}, B.C. Forland⁶⁶,
 A. Formica¹⁴⁴, F.A. Förster¹⁴, A.C. Forti¹⁰¹, E. Fortin¹⁰², M.G. Foti¹³⁴, D. Fournier⁶⁵, H. Fox⁹⁰,
 P. Francavilla^{72a,72b}, S. Francescato^{73a,73b}, M. Franchini^{23b,23a}, S. Franchino^{61a}, D. Francis³⁶, L. Franco⁵,
 L. Franconi²⁰, M. Franklin⁵⁹, G. Frattari^{73a,73b}, A.N. Fray⁹³, P.M. Freeman²¹, B. Freund¹¹⁰,
 W.S. Freund^{81b}, E.M. Freundlich⁴⁷, D.C. Frizzell¹²⁸, D. Froidevaux³⁶, J.A. Frost¹³⁴, M. Fujimoto¹²⁶,
 C. Fukunaga¹⁶³, E. Fullana Torregrosa¹⁷³, T. Fusayasu¹¹⁶, J. Fuster¹⁷³, A. Gabrielli^{23b,23a}, A. Gabrielli¹⁸,
 S. Gadatsch⁵⁴, P. Gadow¹¹⁵, G. Gagliardi^{55b,55a}, L.G. Gagnon¹¹⁰, B. Galhardo^{139a}, G.E. Gallardo¹³⁴,
 E.J. Gallas¹³⁴, B.J. Gallop¹⁴³, G. Galster⁴⁰, R. Gamboa Goni⁹³, K.K. Gan¹²⁷, S. Ganguly¹⁷⁹, J. Gao^{60a},
 Y. Gao⁵⁰, Y.S. Gao^{31,m}, F.M. Garay Walls^{146a}, C. García¹⁷³, J.E. García Navarro¹⁷³, J.A. García Pascual^{15a},
 C. Garcia-Argos⁵², M. Garcia-Sciveres¹⁸, R.W. Gardner³⁷, N. Garelli¹⁵², S. Gargiulo⁵², C.A. Garner¹⁶⁶,
 V. Garonne¹³³, S.J. Gasiorowski¹⁴⁷, P. Gaspar^{81b}, A. Gaudiello^{55b,55a}, G. Gaudio^{71a}, I.L. Gavrilenko¹¹¹,
 A. Gavriluk¹²⁴, C. Gay¹⁷⁴, G. Gaycken⁴⁶, E.N. Gazis¹⁰, A.A. Geanta^{27b}, C.M. Gee¹⁴⁵, C.N.P. Gee¹⁴³,
 J. Geisen⁹⁷, M. Geisen¹⁰⁰, C. Gemme^{55b}, M.H. Genest⁵⁸, C. Geng¹⁰⁶, S. Gentile^{73a,73b}, S. George⁹⁴,
 T. Gerialis⁴⁴, L.O. Gerlach⁵³, P. Gessinger-Befurt¹⁰⁰, G. Gessner⁴⁷, S. Ghasemi¹⁵⁰,

M. Ghasemi Bostanabad¹⁷⁵, M. Ghneimat¹⁵⁰, A. Ghosh⁶⁵, A. Ghosh⁷⁸, B. Giacobbe^{23b}, S. Giagu^{73a,73b},
 N. Giangiacomi^{23b,23a}, P. Giannetti^{72a}, A. Giannini^{70a,70b}, G. Giannini¹⁴, S.M. Gibson⁹⁴, M. Gignac¹⁴⁵,
 D. Gillberg³⁴, G. Gilles¹⁸¹, D.M. Gingrich^{3,an}, M.P. Giordani^{67a,67c}, P.F. Giraud¹⁴⁴, G. Giugliarelli^{67a,67c},
 D. Giugni^{69a}, F. Giuli^{74a,74b}, S. Gkaitatzis¹⁶¹, I. Gkialas^{9,h}, E.L. Gkoukousis¹⁴, P. Gkoutoumis¹⁰,
 L.K. Gladilin¹¹³, C. Glasman⁹⁹, J. Glatzer¹⁴, P.C.F. Glaysher⁴⁶, A. Glazov⁴⁶, G.R. Gledhill¹³¹, I. Gnesi^{41b,b},
 M. Goblirsch-Kolb²⁶, D. Godin¹¹⁰, S. Goldfarb¹⁰⁵, T. Golling⁵⁴, D. Golubkov¹²³, A. Gomes^{139a,139b},
 R. Goncalves Gama⁵³, R. Gonçalo^{139a}, G. Gonella¹³¹, L. Gonella²¹, A. Gongadze⁸⁰, F. Gonnella²¹,
 J.L. Gonski³⁹, S. González de la Hoz¹⁷³, S. Gonzalez Fernandez¹⁴, C. Gonzalez Renteria¹⁸,
 R. Gonzalez Suarez¹⁷¹, S. Gonzalez-Sevilla⁵⁴, G.R. Gonzalvo Rodriguez¹⁷³, L. Goossens³⁶,
 N.A. Gorasia²¹, P.A. Gorbounov¹²⁴, H.A. Gordon²⁹, B. Gorini³⁶, E. Gorini^{68a,68b}, A. Gorišek⁹²,
 A.T. Goshaw⁴⁹, M.I. Gostkin⁸⁰, C.A. Gottardo¹¹⁹, M. Gouighri^{35b}, A.G. Goussiou¹⁴⁷, N. Govender^{33c},
 C. Goy⁵, E. Gozani¹⁵⁹, I. Grabowska-Bold^{84a}, E.C. Graham⁹¹, J. Gramling¹⁷⁰, E. Gramstad¹³³,
 S. Grancagnolo¹⁹, M. Grandi¹⁵⁵, V. Gratchev¹³⁷, P.M. Gravila^{27f}, F.G. Gravili^{68a,68b}, C. Gray⁵⁷,
 H.M. Gray¹⁸, C. Grefe²⁴, K. Gregersen⁹⁷, I.M. Gregor⁴⁶, P. Grenier¹⁵², K. Grevtsov⁴⁶, C. Grieco¹⁴,
 N.A. Grieser¹²⁸, A.A. Grillo¹⁴⁵, K. Grimm^{31,1}, S. Grinstein^{14,y}, J.-F. Grivaz⁶⁵, S. Groh¹⁰⁰, E. Gross¹⁷⁹,
 J. Grosse-Knetter⁵³, Z.J. Grout⁹⁵, C. Grud¹⁰⁶, A. Grummer¹¹⁸, J.C. Grundy¹³⁴, L. Guan¹⁰⁶, W. Guan¹⁸⁰,
 C. Gubbels¹⁷⁴, J. Guenther³⁶, A. Guerguichon⁶⁵, J.G.R. Guerrero Rojas¹⁷³, F. Guescini¹¹⁵, D. Guest¹⁷⁰,
 R. Gugel⁵², T. Guillemine⁵, S. Guindon³⁶, U. Gul⁵⁷, J. Guo^{60c}, W. Guo¹⁰⁶, Y. Guo^{60a}, Z. Guo¹⁰², R. Gupta⁴⁶,
 S. Gurbuz^{12c}, G. Gustavino¹²⁸, M. Guth⁵², P. Gutierrez¹²⁸, C. Gutsche⁹⁵, C. Guyot¹⁴⁴, C. Gwenlan¹³⁴,
 C.B. Gwilliam⁹¹, E.S. Haaland¹³³, A. Haas¹²⁵, C. Haber¹⁸, H.K. Hadavand⁸, A. Hade^{60a}, M. Haleem¹⁷⁶,
 J. Haley¹²⁹, J.J. Hall¹⁴⁸, G. Halladjian¹⁰⁷, G.D. Hallewell¹⁰², K. Hamacher¹⁸¹, P. Hamal¹³⁰, K. Hamano¹⁷⁵,
 H. Hamdaoui^{35e}, M. Hamer²⁴, G.N. Hamity⁵⁰, K. Han^{60a,x}, L. Han^{60a}, S. Han¹⁸, Y.F. Han¹⁶⁶,
 K. Hanagaki^{82,v}, M. Hance¹⁴⁵, D.M. Handl¹¹⁴, B. Haney¹³⁶, M.D. Hank³⁷, R. Hankache¹³⁵, E. Hansen⁹⁷,
 J.B. Hansen⁴⁰, J.D. Hansen⁴⁰, M.C. Hansen²⁴, P.H. Hansen⁴⁰, E.C. Hanson¹⁰¹, K. Hara¹⁶⁸, T. Harenberg¹⁸¹,
 S. Harkusha¹⁰⁸, P.F. Harrison¹⁷⁷, N.M. Hartman¹⁵², N.M. Hartmann¹¹⁴, Y. Hasegawa¹⁴⁹, A. Hasib⁵⁰,
 S. Hassani¹⁴⁴, S. Haug²⁰, R. Hauser¹⁰⁷, L.B. Havener³⁹, M. Havranek¹⁴¹, C.M. Hawkes²¹, R.J. Hawkings³⁶,
 S. Hayashida¹¹⁷, D. Hayden¹⁰⁷, C. Hayes¹⁰⁶, R.L. Hayes¹⁷⁴, C.P. Hays¹³⁴, J.M. Hays⁹³, H.S. Hayward⁹¹,
 S.J. Haywood¹⁴³, F. He^{60a}, M.P. Heath⁵⁰, V. Hedberg⁹⁷, S. Heer²⁴, A.L. Heggelund¹³³, K.K. Heidegger⁵²,
 W.D. Heidorn⁷⁹, J. Heilman³⁴, S. Heim⁴⁶, T. Heim¹⁸, B. Heinemann^{46,al}, J.J. Heinrich¹³¹, L. Heinrich³⁶,
 J. Hejbal¹⁴⁰, L. Helary^{61b}, A. Held¹²⁵, S. Hellesund¹³³, C.M. Helling¹⁴⁵, S. Hellman^{45a,45b}, C. Helsens³⁶,
 R.C.W. Henderson⁹⁰, Y. Heng¹⁸⁰, L. Henkelmann³², A.M. Henriques Correia³⁶, H. Herde²⁶,
 Y. Hernández Jiménez^{33e}, H. Herr¹⁰⁰, M.G. Herrmann¹¹⁴, T. Herrmann⁴⁸, G. Herten⁵², R. Hertenberger¹¹⁴,
 L. Hervas³⁶, T.C. Herwig¹³⁶, G.G. Hesketh⁹⁵, N.P. Hessey^{167a}, H. Hibi⁸³, A. Higashida¹⁶², S. Higashino⁸²,
 E. Higón-Rodríguez¹⁷³, K. Hildebrand³⁷, J.C. Hill³², K.K. Hill²⁹, K.H. Hiller⁴⁶, S.J. Hillier²¹, M. Hils⁴⁸,
 I. Hinchliffe¹⁸, F. Hinterkeuser²⁴, M. Hirose¹³², S. Hirose⁵², D. Hirschbuehl¹⁸¹, B. Hiti⁹², O. Hladik¹⁴⁰,
 D.R. Hlaluku^{33e}, J. Hobbs¹⁵⁴, N. Hod¹⁷⁹, M.C. Hodgkinson¹⁴⁸, A. Hoecker³⁶, D. Hohn⁵², D. Hohov⁶⁵,
 T. Holm²⁴, T.R. Holmes³⁷, M. Holzbock¹¹⁴, L.B.A.H. Hommels³², T.M. Hong¹³⁸, J.C. Honig⁵²,
 A. Hönle¹¹⁵, B.H. Hooberman¹⁷², W.H. Hopkins⁶, Y. Horii¹¹⁷, P. Horn⁴⁸, L.A. Horyn³⁷, S. Hou¹⁵⁷,
 A. Hoummada^{35a}, J. Howarth⁵⁷, J. Hoya⁸⁹, M. Hrabovsky¹³⁰, J. Hrdinka⁷⁷, I. Hristova¹⁹, J. Hrivnac⁶⁵,
 A. Hrynevich¹⁰⁹, T. Hryn'ova⁵, P.J. Hsu⁶⁴, S.-C. Hsu¹⁴⁷, Q. Hu²⁹, S. Hu^{60c}, Y.F. Hu^{15a,15d}, D.P. Huang⁹⁵,
 Y. Huang^{60a}, Y. Huang^{15a}, Z. Hubacek¹⁴¹, F. Hubaut¹⁰², M. Huebner²⁴, F. Huegging²⁴, T.B. Huffman¹³⁴,
 M. Huhtinen³⁶, R.F.H. Hunter³⁴, P. Huo¹⁵⁴, N. Huseynov^{80,ae}, J. Huston¹⁰⁷, J. Huth⁵⁹, R. Hyneman¹⁰⁶,
 S. Hyrych^{28a}, G. Iacobucci⁵⁴, G. Iakovidis²⁹, I. Ibragimov¹⁵⁰, L. Iconomidou-Fayard⁶⁵, P. Iengo³⁶,
 R. Ignazzi⁴⁰, O. Igonkina^{120,aa,*}, R. Iguchi¹⁶², T. Iizawa⁵⁴, Y. Ikegami⁸², M. Ikeno⁸², D. Iliadis¹⁶¹,
 N. Ilic^{119,166,ad}, F. Iltzsche⁴⁸, H. Imam^{35a}, G. Introzzi^{71a,71b}, M. Iodice^{75a}, K. Iordanidou^{167a},
 V. Ippolito^{73a,73b}, M.F. Isacson¹⁷¹, M. Ishino¹⁶², W. Islam¹²⁹, C. Issever^{19,46}, S. Istin¹⁵⁹, F. Ito¹⁶⁸,
 J.M. Iturbe Ponce^{63a}, R. Iuppa^{76a,76b}, A. Ivina¹⁷⁹, H. Iwasaki⁸², J.M. Izen⁴³, V. Izzo^{70a}, P. Jacka¹⁴⁰,
 P. Jackson¹, R.M. Jacobs⁴⁶, B.P. Jaeger¹⁵¹, V. Jain², G. Jäkel¹⁸¹, K.B. Jakobi¹⁰⁰, K. Jakobs⁵²,

T. Jakoubek¹⁷⁹, J. Jamieson⁵⁷, K.W. Janas^{84a}, R. Jansky⁵⁴, M. Janus⁵³, P.A. Janus^{84a}, G. Jarlskog⁹⁷, A.E. Jaspán⁹¹, N. Javadov^{80,ae}, T. Javůrek³⁶, M. Javurkova¹⁰³, F. Jeanneau¹⁴⁴, L. Jeanty¹³¹, J. Jejelava^{158a}, A. Jelinskas¹⁷⁷, P. Jenni^{52,c}, N. Jeong⁴⁶, S. Jézéquel⁵, H. Ji¹⁸⁰, J. Jia¹⁵⁴, H. Jiang⁷⁹, Y. Jiang^{60a}, Z. Jiang¹⁵², S. Jiggins⁵², F.A. Jimenez Morales³⁸, J. Jimenez Pena¹¹⁵, S. Jin^{15c}, A. Jinaru^{27b}, O. Jinnouchi¹⁶⁴, H. Jivan^{33e}, P. Johansson¹⁴⁸, K.A. Johns⁷, C.A. Johnson⁶⁶, R.W.L. Jones⁹⁰, S.D. Jones¹⁵⁵, S. Jones⁷, T.J. Jones⁹¹, J. Jongmanns^{61a}, P.M. Jorge^{139a}, J. Jovicevic³⁶, X. Ju¹⁸, J.J. Junggeburth¹¹⁵, A. Juste Rozas^{14,y}, A. Kaczmarska⁸⁵, M. Kado^{73a,73b}, H. Kagan¹²⁷, M. Kagan¹⁵², A. Kahn³⁹, C. Kahra¹⁰⁰, T. Kaji¹⁷⁸, E. Kajomovitz¹⁵⁹, C.W. Kalderon²⁹, A. Kaluza¹⁰⁰, A. Kamenshchikov¹²³, M. Kaneda¹⁶², N.J. Kang¹⁴⁵, S. Kang⁷⁹, Y. Kano¹¹⁷, J. Kanzaki⁸², L.S. Kaplan¹⁸⁰, D. Kar^{33e}, K. Karava¹³⁴, M.J. Kareem^{167b}, I. Karkanias¹⁶¹, S.N. Karpov⁸⁰, Z.M. Karpova⁸⁰, V. Kartvelishvili⁹⁰, A.N. Karyukhin¹²³, A. Kastanas^{45a,45b}, C. Kato^{60d,60c}, J. Katzy⁴⁶, K. Kawade¹⁴⁹, K. Kawagoe⁸⁸, T. Kawaguchi¹¹⁷, T. Kawamoto¹⁴⁴, G. Kawamura⁵³, E.F. Kay¹⁷⁵, S. Kazakos¹⁴, V.F. Kazanin^{122b,122a}, R. Keeler¹⁷⁵, R. Kehoe⁴², J.S. Keller³⁴, E. Kellermann⁹⁷, D. Kelsey¹⁵⁵, J.J. Kempster²¹, J. Kendrick²¹, K.E. Kennedy³⁹, O. Kepka¹⁴⁰, S. Kersten¹⁸¹, B.P. Kerševan⁹², S. Ketabchi Haghighat¹⁶⁶, M. Khader¹⁷², F. Khalil-Zada¹³, M. Khandoga¹⁴⁴, A. Khanov¹²⁹, A.G. Kharlamov^{122b,122a}, T. Kharlamova^{122b,122a}, E.E. Khoda¹⁷⁴, A. Khodinov¹⁶⁵, T.J. Khoo⁵⁴, G. Khoriauli¹⁷⁶, E. Khramov⁸⁰, J. Khubua^{158b}, S. Kido⁸³, M. Kiehn⁵⁴, C.R. Kilby⁹⁴, E. Kim¹⁶⁴, Y.K. Kim³⁷, N. Kimura⁹⁵, O.M. Kind¹⁹, B.T. King^{91,*}, D. Kirchmeier⁴⁸, J. Kirk¹⁴³, A.E. Kiryunin¹¹⁵, T. Kishimoto¹⁶², D.P. Kisliuk¹⁶⁶, V. Kitani⁴⁶, C. Kitsaki¹⁰, O. Kivernyk²⁴, T. Klapdor-Kleingrothaus⁵², M. Klassen^{61a}, C. Klein³⁴, M.H. Klein¹⁰⁶, M. Klein⁹¹, U. Klein⁹¹, K. Kleinknecht¹⁰⁰, P. Klimek¹²¹, A. Klimentov²⁹, T. Klingl²⁴, T. Klioutchnikova³⁶, F.F. Klitzner¹¹⁴, P. Kluit¹²⁰, S. Kluth¹¹⁵, E. Kneringer⁷⁷, E.B.F.G. Knoops¹⁰², A. Knue⁵², D. Kobayashi⁸⁸, T. Kobayashi¹⁶², M. Kobel⁴⁸, M. Kocian¹⁵², T. Kodama¹⁶², P. Kodys¹⁴², D.M. Koeck¹⁵⁵, P.T. Koenig²⁴, T. Koffas³⁴, N.M. Köhler³⁶, M. Kolb¹⁴⁴, I. Koletsou⁵, T. Komarek¹³⁰, T. Kondo⁸², K. Köneke⁵², A.X.Y. Kong¹, A.C. König¹¹⁹, T. Kono¹²⁶, V. Konstantinides⁹⁵, N. Konstantinidis⁹⁵, B. Konya⁹⁷, R. Kopeliansky⁶⁶, S. Koperny^{84a}, K. Korcyl⁸⁵, K. Kordas¹⁶¹, G. Koren¹⁶⁰, A. Korn⁹⁵, I. Korolkov¹⁴, E.V. Korolkova¹⁴⁸, N. Korotkova¹¹³, O. Kortner¹¹⁵, S. Kortner¹¹⁵, V.V. Kostyukhin^{148,165}, A. Kotskechagia⁶⁵, A. Kotwal⁴⁹, A. Koulouris¹⁰, A. Kourkoumeli-Charalampidi^{71a,71b}, C. Kourkoumelis⁹, E. Kourlitis⁶, V. Kouskoura²⁹, A.B. Kowalewska⁸⁵, R. Kowalewski¹⁷⁵, W. Kozanecki¹⁰¹, A.S. Kozhin¹²³, V.A. Kramarenko¹¹³, G. Kramberger⁹², D. Krasnopevtsev^{60a}, M.W. Krasny¹³⁵, A. Krasznahorkay³⁶, D. Krauss¹¹⁵, J.A. Kremer¹⁰⁰, J. Kretzschmar⁹¹, P. Krieger¹⁶⁶, F. Krieter¹¹⁴, A. Krishnan^{61b}, K. Krizka¹⁸, K. Kroeninger⁴⁷, H. Kroha¹¹⁵, J. Kroll¹⁴⁰, J. Kroll¹³⁶, K.S. Krowpman¹⁰⁷, U. Kruchonak⁸⁰, H. Krüger²⁴, N. Krumnack⁷⁹, M.C. Kruse⁴⁹, J.A. Krzysiak⁸⁵, T. Kubota¹⁰⁵, O. Kuchinskaia¹⁶⁵, S. Kuday^{4b}, J.T. Kuechler⁴⁶, S. Kuehn³⁶, A. Kugel^{61a}, T. Kuhl⁴⁶, V. Kukhtin⁸⁰, Y. Kulchitsky^{108,ag}, S. Kuleshov^{146b}, Y.P. Kulinich¹⁷², M. Kuna⁵⁸, T. Kunigo⁸⁶, A. Kupco¹⁴⁰, T. Kupfer⁴⁷, O. Kuprash⁵², H. Kurashige⁸³, L.L. Kurchaninov^{167a}, Y.A. Kurochkin¹⁰⁸, A. Kurova¹¹², M.G. Kurth^{15a,15d}, E.S. Kuwertz³⁶, M. Kuze¹⁶⁴, A.K. Kvam¹⁴⁷, J. Kvita¹³⁰, T. Kwan¹⁰⁴, F. La Ruffa^{41b,41a}, C. Lacasta¹⁷³, F. Lacava^{73a,73b}, D.P.J. Lack¹⁰¹, H. Lacker¹⁹, D. Lacour¹³⁵, E. Ladygin⁸⁰, R. Lafaye⁵, B. Laforge¹³⁵, T. Lagouri^{146b}, S. Lai⁵³, I.K. Lakomic^{84a}, J.E. Lambert¹²⁸, S. Lammers⁶⁶, W. Lampl⁷, C. Lampoudis¹⁶¹, E. Lançon²⁹, U. Landgraf⁵², M.P.J. Landon⁹³, M.C. Lanfermann⁵⁴, V.S. Lang⁵², J.C. Lange⁵³, R.J. Langenberg¹⁰³, A.J. Lankford¹⁷⁰, F. Lanni²⁹, K. Lantsch²⁴, A. Lanza^{71a}, A. Lapertosa^{55b,55a}, S. Laplace¹³⁵, J.F. Laporte¹⁴⁴, T. Lari^{69a}, F. Lasagni Manghi^{23b,23a}, M. Lassnig³⁶, T.S. Lau^{63a}, A. Laudrain⁶⁵, A. Laurier³⁴, M. Lavorgna^{70a,70b}, S.D. Lawlor⁹⁴, M. Lazzaroni^{69a,69b}, B. Le¹⁰¹, E. Le Guirriec¹⁰², A. Lebedev⁷⁹, M. LeBlanc⁷, T. LeCompte⁶, F. Ledroit-Guillon⁵⁸, A.C.A. Lee⁹⁵, C.A. Lee²⁹, G.R. Lee¹⁷, L. Lee⁵⁹, S.C. Lee¹⁵⁷, S. Lee⁷⁹, B. Lefebvre^{167a}, H.P. Lefebvre⁹⁴, M. Lefebvre¹⁷⁵, C. Leggett¹⁸, K. Lehmann¹⁵¹, N. Lehmann²⁰, G. Lehmann Miotto³⁶, W.A. Leight⁴⁶, A. Leisos^{161,w}, M.A.L. Leite^{81d}, C.E. Leitgeb¹¹⁴, R. Leitner¹⁴², D. Lellouch^{179,*}, K.J.C. Leney⁴², T. Lenz²⁴, R. Leone⁷, S. Leone^{72a}, C. Leonidopoulos⁵⁰, A. Leopold¹³⁵, C. Leroy¹¹⁰, R. Les¹⁶⁶, C.G. Lester³², M. Levchenko¹³⁷, J. Levêque⁵, D. Levin¹⁰⁶, L.J. Levinson¹⁷⁹, D.J. Lewis²¹, B. Li^{15b}, B. Li¹⁰⁶, C-Q. Li^{60a}, F. Li^{60c}, H. Li^{60a}, H. Li^{60b},

J. Li^{60c}, K. Li¹⁴⁷, L. Li^{60c}, M. Li^{15a,15d}, Q. Li^{15a,15d}, Q.Y. Li^{60a}, S. Li^{60d,60c}, X. Li⁴⁶, Y. Li⁴⁶, Z. Li^{60b}, Z. Li¹³⁴, Z. Li¹⁰⁴, Z. Liang^{15a}, M. Liberatore⁴⁶, B. Liberti^{74a}, A. Liblong¹⁶⁶, K. Lie^{63c}, S. Lim²⁹, C.Y. Lin³², K. Lin¹⁰⁷, T.H. Lin¹⁰⁰, R.A. Linck⁶⁶, R.E. Lindley⁷, J.H. Lindon²¹, A. Linss⁴⁶, A.L. Lioni⁵⁴, E. Lipeles¹³⁶, A. Lipniacka¹⁷, T.M. Liss^{172.am}, A. Lister¹⁷⁴, J.D. Little⁸, B. Liu⁷⁹, B.L. Liu⁶, H.B. Liu²⁹, H. Liu¹⁰⁶, J.B. Liu^{60a}, J.K.K. Liu³⁷, K. Liu^{60d}, M. Liu^{60a}, P. Liu^{15a}, Y. Liu⁴⁶, Y. Liu^{15a,15d}, Y.L. Liu¹⁰⁶, Y.W. Liu^{60a}, M. Livan^{71a,71b}, A. Lleres⁵⁸, J. Llorente Merino¹⁵¹, S.L. Lloyd⁹³, C.Y. Lo^{63b}, E.M. Lobodzinska⁴⁶, P. Loch⁷, S. Loffredo^{74a,74b}, T. Lohse¹⁹, K. Lohwasser¹⁴⁸, M. Lokajicek¹⁴⁰, J.D. Long¹⁷², R.E. Long⁹⁰, L. Longo³⁶, K.A. Looper¹²⁷, I. Lopez Paz¹⁰¹, A. Lopez Solis¹⁴⁸, J. Lorenz¹¹⁴, N. Lorenzo Martinez⁵, A.M. Lory¹¹⁴, P.J. Lösel¹¹⁴, A. Lösle⁵², X. Lou⁴⁶, X. Lou^{15a}, A. Lounis⁶⁵, J. Love⁶, P.A. Love⁹⁰, J.J. Lozano Bahilo¹⁷³, M. Lu^{60a}, Y.J. Lu⁶⁴, H.J. Lubatti¹⁴⁷, C. Luci^{73a,73b}, A. Lucotte⁵⁸, C. Luedtke⁵², F. Luehring⁶⁶, I. Luise¹³⁵, L. Luminari^{73a}, B. Lund-Jensen¹⁵³, M.S. Lutz¹⁶⁰, D. Lynn²⁹, H. Lyons⁹¹, R. Lysak¹⁴⁰, E. Lytken⁹⁷, F. Lyu^{15a}, V. Lyubushkin⁸⁰, T. Lyubushkina⁸⁰, H. Ma²⁹, L.L. Ma^{60b}, Y. Ma⁹⁵, G. Maccarrone⁵¹, A. Macchiolo¹¹⁵, C.M. Macdonald¹⁴⁸, J.C. Macdonald¹⁴⁸, J. Machado Miguens¹³⁶, D. Madaffari¹⁷³, R. Madar³⁸, W.F. Mader⁴⁸, M. Madugoda Ralalage Don¹²⁹, N. Madysa⁴⁸, J. Maeda⁸³, T. Maeno²⁹, M. Maerker⁴⁸, V. Magerl⁵², N. Magini⁷⁹, J. Magro^{67a,67c,s}, D.J. Mahon³⁹, C. Maidantchik^{81b}, T. Maier¹¹⁴, A. Maio^{139a,139b,139d}, K. Maj^{84a}, O. Majersky^{28a}, S. Majewski¹³¹, Y. Makida⁸², N. Makovec⁶⁵, B. Malaescu¹³⁵, Pa. Malecki⁸⁵, V.P. Maleev¹³⁷, F. Malek⁵⁸, U. Mallik⁷⁸, D. Malon⁶, C. Malone³², S. Maltezos¹⁰, S. Malyukov⁸⁰, J. Mamuzic¹⁷³, G. Mancini⁵¹, I. Mandić⁹², L. Manhaes de Andrade Filho^{81a}, I.M. Maniatis¹⁶¹, J. Manjarres Ramos⁴⁸, K.H. Mankinen⁹⁷, A. Mann¹¹⁴, A. Manousos⁷⁷, B. Mansoulie¹⁴⁴, I. Manthos¹⁶¹, S. Manzoni¹²⁰, A. Marantis¹⁶¹, G. Marceca³⁰, L. Marchese¹³⁴, G. Marchiori¹³⁵, M. Marcisovsky¹⁴⁰, L. Marcoccia^{74a,74b}, C. Marcon⁹⁷, C.A. Marin Tobon³⁶, M. Marjanovic¹²⁸, Z. Marshall¹⁸, M.U.F. Martensson¹⁷¹, S. Marti-Garcia¹⁷³, C.B. Martin¹²⁷, T.A. Martin¹⁷⁷, V.J. Martin⁵⁰, B. Martin dit Latour¹⁷, L. Martinelli^{75a,75b}, M. Martinez^{14,y}, P. Martinez Agullo¹⁷³, V.I. Martinez Outschoorn¹⁰³, S. Martin-Haugh¹⁴³, V.S. Martoiu^{27b}, A.C. Martyniuk⁹⁵, A. Marzin³⁶, S.R. Maschek¹¹⁵, L. Masetti¹⁰⁰, T. Mashimo¹⁶², R. Mashinistov¹¹¹, J. Masik¹⁰¹, A.L. Maslennikov^{122b,122a}, L. Massa^{23b,23a}, P. Massarotti^{70a,70b}, P. Mastrandrea^{72a,72b}, A. Mastroberardino^{41b,41a}, T. Masubuchi¹⁶², D. Matakias²⁹, A. Matic¹¹⁴, N. Matsuzawa¹⁶², P. Mättig²⁴, J. Maurer^{27b}, B. Maček⁹², D.A. Maximov^{122b,122a}, R. Mazini¹⁵⁷, I. Maznas¹⁶¹, S.M. Mazza¹⁴⁵, J.P. Mc Gowan¹⁰⁴, S.P. Mc Kee¹⁰⁶, T.G. McCarthy¹¹⁵, W.P. McCormack¹⁸, E.F. McDonald¹⁰⁵, J.A. Mcfayden³⁶, G. Mchedlize^{158b}, M.A. McKay⁴², K.D. McLean¹⁷⁵, S.J. McMahan¹⁴³, P.C. McNamara¹⁰⁵, C.J. McNicol¹⁷⁷, R.A. McPherson^{175.ad}, J.E. Mdhului^{33e}, Z.A. Meadows¹⁰³, S. Meehan³⁶, T. Megy³⁸, S. Mehlhase¹¹⁴, A. Mehta⁹¹, B. Meirose⁴³, D. Melini¹⁵⁹, B.R. Mellado Garcia^{33e}, J.D. Mellenthin⁵³, M. Melo^{28a}, F. Meloni⁴⁶, A. Melzer²⁴, S.B. Menary¹⁰¹, E.D. Mendes Gouveia^{139a,139e}, L. Meng³⁶, X.T. Meng¹⁰⁶, S. Menke¹¹⁵, E. Meoni^{41b,41a}, S. Mergelmeyer¹⁹, S.A.M. Merkt¹³⁸, C. Merlassino¹³⁴, P. Mermod⁵⁴, L. Merola^{70a,70b}, C. Meroni^{69a}, G. Merz¹⁰⁶, O. Meshkov^{113,111}, J.K.R. Meshreki¹⁵⁰, A. Messina^{73a,73b}, J. Metcalfe⁶, A.S. Mete⁶, C. Meyer⁶⁶, J-P. Meyer¹⁴⁴, H. Meyer Zu Theenhausen^{61a}, F. Miano¹⁵⁵, M. Michetti¹⁹, R.P. Middleton¹⁴³, L. Mijović⁵⁰, G. Mikenberg¹⁷⁹, M. Mikesstikova¹⁴⁰, M. Mikuž⁹², H. Mildner¹⁴⁸, M. Milesi¹⁰⁵, A. Milic¹⁶⁶, C.D. Milke⁴², D.W. Miller³⁷, A. Milov¹⁷⁹, D.A. Milstead^{45a,45b}, R.A. Mina¹⁵², A.A. Minaenko¹²³, M. Miñano Moya¹⁷³, I.A. Minashvili^{158b}, A.I. Mincer¹²⁵, B. Mindur^{84a}, M. Mineev⁸⁰, Y. Minegishi¹⁶², L.M. Mir¹⁴, M. Mironova¹³⁴, A. Mirto^{68a,68b}, K.P. Mistry¹³⁶, T. Mitani¹⁷⁸, J. Mitrevski¹¹⁴, V.A. Mitsou¹⁷³, M. Mittal^{60c}, O. Miu¹⁶⁶, A. Miucci²⁰, P.S. Miyagawa¹⁴⁸, A. Mizukami⁸², J.U. Mjörnmark⁹⁷, T. Mkrtchyan^{61a}, M. Mlynarikova¹⁴², T. Moa^{45a,45b}, S. Mobius⁵³, K. Mochizuki¹¹⁰, P. Mogg¹¹⁴, S. Mohapatra³⁹, R. Moles-Valls²⁴, M.C. Mondragon¹⁰⁷, K. Mönig⁴⁶, E. Monnier¹⁰², A. Montalbano¹⁵¹, J. Montejo Berlingen³⁶, M. Montella⁹⁵, F. Monticelli⁸⁹, S. Monzani^{69a}, N. Morange⁶⁵, D. Moreno^{22a}, M. Moreno Llácer¹⁷³, C. Moreno Martinez¹⁴, P. Morettini^{55b}, M. Morgenstern¹⁵⁹, S. Morgenstern⁴⁸, D. Mori¹⁵¹, M. Morii⁵⁹, M. Morinaga¹⁷⁸, V. Morisbak¹³³, A.K. Morley³⁶, G. Mornacchi³⁶, A.P. Morris⁹⁵, L. Morvaj¹⁵⁴, P. Moschovakos³⁶, B. Moser¹²⁰, M. Mosidze^{158b}, T. Moskalets¹⁴⁴, H.J. Moss¹⁴⁸, J. Moss^{31,n}

E.J.W. Moyses¹⁰³, S. Muanza¹⁰², J. Mueller¹³⁸, R.S.P. Mueller¹¹⁴, D. Muenstermann⁹⁰, G.A. Mullier⁹⁷,
 D.P. Mungo^{69a,69b}, J.L. Munoz Martinez¹⁴, F.J. Munoz Sanchez¹⁰¹, P. Murin^{28b}, W.J. Murray^{177,143},
 A. Murrone^{69a,69b}, J.M. Muse¹²⁸, M. Muškinja¹⁸, C. Mwewa^{33a}, A.G. Myagkov^{123,ai}, A.A. Myers¹³⁸,
 J. Myers¹³¹, M. Myska¹⁴¹, B.P. Nachman¹⁸, O. Nackenhorst⁴⁷, A.Nag Nag⁴⁸, K. Nagai¹³⁴, K. Nagano⁸²,
 Y. Nagasaka⁶², J.L. Nagle²⁹, E. Nagy¹⁰², A.M. Nairz⁴⁶, Y. Nakahama¹¹⁷, K. Nakamura⁸², T. Nakamura¹⁶²,
 H. Nanjo¹³², F. Napolitano^{61a}, R.F. Naranjo Garcia⁴⁶, R. Narayan⁴², I. Naryshkin¹³⁷, T. Naumann⁴⁶,
 G. Navarro^{22a}, P.Y. Nechaeva¹¹¹, F. Nechansky⁴⁶, T.J. Neep²¹, A. Negri^{71a,71b}, M. Negrini^{23b}, C. Nellist¹¹⁹,
 M.E. Nelson^{45a,45b}, S. Nemecek¹⁴⁰, M. Nessi^{36,e}, M.S. Neubauer¹⁷², F. Neuhaus¹⁰⁰, M. Neumann¹⁸¹,
 R. Newhouse¹⁷⁴, P.R. Newman²¹, C.W. Ng¹³⁸, Y.S. Ng¹⁹, Y.W.Y. Ng¹⁷⁰, B. Ngair^{35e}, H.D.N. Nguyen¹⁰²,
 T. Nguyen Manh¹¹⁰, E. Nibigira³⁸, R.B. Nickerson¹³⁴, R. Nicolaidou¹⁴⁴, D.S. Nielsen⁴⁰, J. Nielsen¹⁴⁵,
 N. Nikiforou¹¹, V. Nikolaenko^{123,ai}, I. Nikolic-Audit¹³⁵, K. Nikolopoulos²¹, P. Nilsson²⁹, H.R. Nindhito⁵⁴,
 Y. Ninomiya⁸², A. Nisati^{73a}, N. Nishu^{60c}, R. Nisius¹¹⁵, I. Nitsche⁴⁷, T. Nitta¹⁷⁸, T. Nobe¹⁶², D.L. Noel³²,
 Y. Noguchi⁸⁶, I. Nomidis¹³⁵, M.A. Nomura²⁹, M. Nordberg³⁶, J. Novak⁹², T. Novak⁹², O. Novgorodova⁴⁸,
 R. Novotny¹⁴¹, L. Nozka¹³⁰, K. Ntekas¹⁷⁰, E. Nurse⁹⁵, F.G. Oakham^{34,an}, H. Oberlack¹¹⁵, J. Ocariz¹³⁵,
 A. Ochi⁸³, I. Ochoa³⁹, J.P. Ochoa-Ricoux^{146a}, K. O'Connor²⁶, S. Oda⁸⁸, S. Odaka⁸², S. Oerdek⁵³,
 A. Ogrodnik^{84a}, A. Oh¹⁰¹, S.H. Oh⁴⁹, C.C. Ohm¹⁵³, H. Oide¹⁶⁴, M.L. Ojeda¹⁶⁶, H. Okawa¹⁶⁸, Y. Okazaki⁸⁶,
 M.W. O'Keefe⁹¹, Y. Okumura¹⁶², T. Okuyama⁸², A. Olariu^{27b}, L.F. Oleiro Seabra^{139a},
 S.A. Olivares Pino^{146a}, D. Oliveira Damazio²⁹, D. Oliveira Goncalves^{81a}, J.L. Oliver¹, M.J.R. Olsson¹⁷⁰,
 A. Olszewski⁸⁵, J. Olszowska⁸⁵, D.C. O'Neil¹⁵¹, A.P. O'neil¹³⁴, A. Onofre^{139a,139e}, P.U.E. Onyisi¹¹,
 H. Oppen¹³³, R.G. Oreamuno Madriz¹²¹, M.J. Oreglia³⁷, G.E. Orellana⁸⁹, D. Orestano^{75a,75b}, N. Orlando¹⁴,
 R.S. Orr¹⁶⁶, V. O'Shea⁵⁷, R. Ospanov^{60a}, G. Otero y Garzon³⁰, H. Otono⁸⁸, P.S. Ott^{61a}, G.J. Ottino¹⁸,
 M. Ouchrif^{35d}, J. Ouellette²⁹, F. Ould-Saada¹³³, A. Ouraou¹⁴⁴, Q. Ouyang^{15a}, M. Owen⁵⁷, R.E. Owen²¹,
 V.E. Ozcan^{12c}, N. Ozturk⁸, J. Pacalt¹³⁰, H.A. Pacey³², K. Pachal⁴⁹, A. Pacheco Pages¹⁴,
 C. Padilla Aranda¹⁴, S. Pagan Griso¹⁸, M. Paganini¹⁸², G. Palacino⁶⁶, S. Palazzo⁵⁰, S. Palestini³⁶,
 M. Palka^{84b}, D. Pallin³⁸, P. Palni^{84a}, I. Panagoulas¹⁰, C.E. Pandini³⁶, J.G. Panduro Vazquez⁹⁴, P. Pani⁴⁶,
 G. Panizzo^{67a,67c}, L. Paolozzi⁵⁴, C. Papadatos¹¹⁰, K. Papageorgiou^{9,h}, S. Parajuli⁴², A. Paramonov⁶,
 C. Paraskevopoulos¹⁰, D. Paredes Hernandez^{63b}, S.R. Paredes Saenz¹³⁴, B. Parida¹⁷⁹, T.H. Park¹⁶⁶,
 A.J. Parker³¹, M.A. Parker³², F. Parodi^{55b,55a}, E.W. Parrish¹²¹, J.A. Parsons³⁹, U. Parzefall⁵²,
 L. Pascual Dominguez¹³⁵, V.R. Pascuzzi¹⁸, J.M.P. Pasner¹⁴⁵, F. Pasquali¹²⁰, E. Pasqualucci^{73a},
 S. Passaggio^{55b}, F. Pastore⁹⁴, P. Pasuwan^{45a,45b}, S. Patarraia¹⁰⁰, J.R. Pater¹⁰¹, A. Pathak^{180j}, J. Patton⁹¹,
 T. Pauly³⁶, J. Pearkes¹⁵², B. Pearson¹¹⁵, M. Pedersen¹³³, L. Pedraza Diaz¹¹⁹, R. Pedro^{139a}, T. Peiffer⁵³,
 S.V. Peleganchuk^{122b,122a}, O. Penc¹⁴⁰, H. Peng^{60a}, B.S. Peralva^{81a}, M.M. Perego⁶⁵, A.P. Pereira Peixoto^{139a},
 L. Pereira Sanchez^{45a,45b}, D.V. Perepelitsa²⁹, F. Peri¹⁹, L. Perini^{69a,69b}, H. Pernegger³⁶, S. Perrella^{139a},
 A. Perrevoort¹²⁰, K. Peters⁴⁶, R.F.Y. Peters¹⁰¹, B.A. Petersen³⁶, T.C. Petersen⁴⁰, E. Petit¹⁰², A. Petridis¹,
 C. Petridou¹⁶¹, P. Petroff⁶⁵, F. Petrucci^{75a,75b}, M. Pettee¹⁸², N.E. Pettersson¹⁰³, K. Petukhova¹⁴²,
 A. Peyaud¹⁴⁴, R. Pezoa^{146d}, L. Pezzotti^{71a,71b}, T. Pham¹⁰⁵, F.H. Phillips¹⁰⁷, P.W. Phillips¹⁴³,
 M.W. Phipps¹⁷², G. Piacquadio¹⁵⁴, E. Pianori¹⁸, A. Picazio¹⁰³, R.H. Pickles¹⁰¹, R. Piegai³⁰,
 D. Pietreanu^{27b}, J.E. Pilcher³⁷, A.D. Pilkington¹⁰¹, M. Pinamonti^{67a,67c}, J.L. Pinfold³,
 C. Pitman Donaldson⁹⁵, M. Pitt¹⁶⁰, L. Pizzimento^{74a,74b}, M.-A. Pleier²⁹, V. Pleskot¹⁴², E. Plotnikova⁸⁰,
 P. Podberzko^{122b,122a}, R. Poettgen⁹⁷, R. Poggi⁵⁴, L. Poggioni¹³⁵, I. Pogrebnyak¹⁰⁷, D. Pohl²⁴, I. Pokharel⁵³,
 G. Polesello^{71a}, A. Poley¹⁸, A. Policicchio^{73a,73b}, R. Polifka¹⁴², A. Polini^{23b}, C.S. Pollard⁴⁶,
 V. Polychronakos²⁹, D. Ponomarenko¹¹², L. Pontecorvo³⁶, S. Popa^{27a}, G.A. Popeneciu^{27d}, L. Portales⁵,
 D.M. Portillo Quintero⁵⁸, S. Pospisil¹⁴¹, K. Potamianos⁴⁶, I.N. Potrap⁸⁰, C.J. Potter³², H. Potti¹¹,
 T. Poulsen⁹⁷, J. Poveda¹⁷³, T.D. Powell¹⁴⁸, G. Pownall⁴⁶, M.E. Pozo Astigarraga³⁶, P. Pralavorio¹⁰²,
 S. Prell⁷⁹, D. Price¹⁰¹, M. Primavera^{68a}, M.L. Proffitt¹⁴⁷, N. Proklova¹¹², K. Prokofiev^{63c}, F. Prokoshin⁸⁰,
 S. Protopopescu²⁹, J. Proudfoot⁶, M. Przybycien^{84a}, D. Pudza¹³⁷, A. Puri¹⁷², P. Puzo⁶⁵, J. Qian¹⁰⁶,
 Y. Qin¹⁰¹, A. Quadt⁵³, M. Queitsch-Maitland³⁶, A. Qureshi¹, M. Racko^{28a}, F. Ragusa^{69a,69b}, G. Rahal⁹⁸,
 J.A. Raine⁵⁴, S. Rajagopalan²⁹, A. Ramirez Morales⁹³, K. Ran^{15a,15d}, T. Rashid⁶⁵, D.M. Rauch⁴⁶,

F. Rauscher¹¹⁴, S. Rave¹⁰⁰, B. Ravina¹⁴⁸, I. Ravinovich¹⁷⁹, J.H. Rawling¹⁰¹, M. Raymond³⁶, A.L. Read¹³³,
 N.P. Readioff⁵⁸, M. Reale^{68a,68b}, D.M. Rebuzzi^{71a,71b}, G. Redlinger²⁹, K. Reeves⁴³, L. Rehnisch¹⁹,
 J. Reichert¹³⁶, D. Reikher¹⁶⁰, A. Reiss¹⁰⁰, A. Rej¹⁵⁰, C. Rembser³⁶, A. Renardi⁴⁶, M. Renda^{27b},
 M. Rescigno^{73a}, S. Resconi^{69a}, E.D. Resseguie¹⁸, S. Rettie⁹⁵, B. Reynolds¹²⁷, E. Reynolds²¹,
 O.L. Rezanova^{122b,122a}, P. Reznicek¹⁴², E. Ricci^{76a,76b}, R. Richter¹¹⁵, S. Richter⁴⁶, E. Richter-Was^{84b},
 O. Ricken²⁴, M. Ridel¹³⁵, P. Rieck¹¹⁵, O. Rifki⁴⁶, M. Rijssenbeek¹⁵⁴, A. Rimoldi^{71a,71b}, M. Rimoldi⁴⁶,
 L. Rinaldi^{23b}, G. Ripellino¹⁵³, I. Riu¹⁴, P. Rivadeneira⁴⁶, J.C. Rivera Vergara¹⁷⁵, F. Rizatdinova¹²⁹,
 E. Rizvi⁹³, C. Rizzi³⁶, R.T. Roberts¹⁰¹, S.H. Robertson^{104,ad}, M. Robin⁴⁶, D. Robinson³²,
 C.M. Robles Gajardo^{146d}, M. Robles Manzano¹⁰⁰, A. Robson⁵⁷, A. Rocchi^{74a,74b}, E. Rocco¹⁰⁰,
 C. Roda^{72a,72b}, S. Rodriguez Bosca¹⁷³, D. Rodriguez Rodriguez¹⁷³, A.M. Rodríguez Vera^{167b}, S. Roe³⁶,
 O. Røhne¹³³, R. Röhrig¹¹⁵, R.A. Rojas^{146d}, B. Roland⁵², C.P.A. Roland⁶⁶, J. Roloff²⁹, A. Romaniouk¹¹²,
 M. Romano^{23b,23a}, N. Rompotis⁹¹, M. Ronzani¹²⁵, L. Roos¹³⁵, S. Rosati^{73a}, G. Rosin¹⁰³, B.J. Rosser¹³⁶,
 E. Rossi⁴⁶, E. Rossi^{75a,75b}, E. Rossi^{70a,70b}, L.P. Rossi^{55b}, L. Rossini^{69a,69b}, R. Rosten¹⁴, M. Rotaru^{27b},
 B. Rottler⁵², D. Rousseau⁶⁵, G. Rovelli^{71a,71b}, A. Roy¹¹, D. Roy^{33e}, A. Rozanov¹⁰², Y. Rozen¹⁵⁹, X. Ruan^{33e},
 F. Rühr⁵², A. Ruiz-Martinez¹⁷³, A. Rummler³⁶, Z. Rurikova⁵², N.A. Rusakovich⁸⁰, H.L. Russell¹⁰⁴,
 L. Rustige^{38,47}, J.P. Rutherford⁷, E.M. Rüttinger¹⁴⁸, M. Rybar³⁹, G. Rybkin⁶⁵, E.B. Rye¹³³, A. Ryzhov¹²³,
 J.A. Sabater Iglesias⁴⁶, P. Sabatini⁵³, S. Sacerdoti⁶⁵, H.F.W. Sadrozinski¹⁴⁵, R. Sadykov⁸⁰,
 F. Safai Tehrani^{73a}, B. Safarzadeh Samani¹⁵⁵, M. Safdari¹⁵², P. Saha¹²¹, S. Saha¹⁰⁴, M. Sahinsoy^{61a},
 A. Sahu¹⁸¹, M. Saimpert³⁶, M. Saito¹⁶², T. Saito¹⁶², H. Sakamoto¹⁶², D. Salamani⁵⁴, G. Salamanna^{75a,75b},
 A. Salnikov¹⁵², J. Salt¹⁷³, A. Salvador Salas¹⁴, D. Salvatore^{41b,41a}, F. Salvatore¹⁵⁵, A. Salvucci^{63a,63b,63c},
 A. Salzburger³⁶, J. Samarati³⁶, D. Sammel⁵², D. Sampsonidis¹⁶¹, D. Sampsonidou¹⁶¹, J. Sánchez¹⁷³,
 A. Sanchez Pineda^{67a,36,67c}, H. Sandaker¹³³, C.O. Sander⁴⁶, I.G. Sanderswood⁹⁰, M. Sandhoff¹⁸¹,
 C. Sandoval^{22a}, D.P.C. Sankey¹⁴³, M. Sannino^{55b,55a}, Y. Sano¹¹⁷, A. Sansoni⁵¹, C. Santoni³⁸,
 H. Santos^{139a,139b}, S.N. Santpur¹⁸, A. Santra¹⁷³, A. Sapronov⁸⁰, J.G. Saraiva^{139a,139d}, O. Sasaki⁸²,
 K. Sato¹⁶⁸, F. Sauerburger⁵², E. Sauvan⁵, P. Savard^{166,an}, R. Sawada¹⁶², C. Sawyer¹⁴³, L. Sawyer^{96,ah},
 I. Sayago Galvan¹⁷³, C. Sbarra^{23b}, A. Sbrizzi^{23a}, T. Scanlon⁹⁵, J. Schaarschmidt¹⁴⁷, P. Schacht¹¹⁵,
 B.M. Schachtner¹¹⁴, D. Schaefer³⁷, L. Schaefer¹³⁶, J. Schaeffer¹⁰⁰, S. Schaepe³⁶, U. Schäfer¹⁰⁰,
 A.C. Schaffer⁶⁵, D. Schaile¹¹⁴, R.D. Schamberger¹⁵⁴, E. Schanet¹¹⁴, N. Scharmberg¹⁰¹, V.A. Schegelsky¹³⁷,
 D. Scheirich¹⁴², F. Schenck¹⁹, M. Schernau¹⁷⁰, C. Schiavi^{55b,55a}, L.K. Schildgen²⁴, Z.M. Schillaci²⁶,
 E.J. Schioppa^{68a,68b}, M. Schioppa^{41b,41a}, K.E. Schleicher⁵², S. Schlenker³⁶, K.R. Schmidt-Sommerfeld¹¹⁵,
 K. Schmieden³⁶, C. Schmitt¹⁰⁰, S. Schmitt⁴⁶, J.C. Schmoedel⁴⁶, L. Schoeffel¹⁴⁴, A. Schoening^{61b},
 P.G. Scholer⁵², E. Schopf¹³⁴, M. Schott¹⁰⁰, J.F.P. Schouwenberg¹¹⁹, J. Schovancova³⁶, S. Schramm⁵⁴,
 F. Schroeder¹⁸¹, A. Schulte¹⁰⁰, H-C. Schultz-Coulon^{61a}, M. Schumacher⁵², B.A. Schumm¹⁴⁵,
 Ph. Schune¹⁴⁴, A. Schwartzman¹⁵², T.A. Schwarz¹⁰⁶, Ph. Schwemling¹⁴⁴, R. Schwienhorst¹⁰⁷,
 A. Sciandra¹⁴⁵, G. Sciolla²⁶, M. Scodeggio⁴⁶, M. Scornajenghi^{41b,41a}, F. Scuri^{72a}, F. Scutti¹⁰⁵,
 L.M. Scyboz¹¹⁵, C.D. Sebastiani^{73a,73b}, P. Seema¹⁹, S.C. Seidel¹¹⁸, A. Seiden¹⁴⁵, B.D. Seidlitz²⁹, T. Seiss³⁷,
 C. Seitz⁴⁶, J.M. Seixas^{81b}, G. Sekhniaidze^{70a}, S.J. Sekula⁴², N. Semprini-Cesari^{23b,23a}, S. Sen⁴⁹,
 C. Serfon²⁹, L. Serin⁶⁵, L. Serkin^{67a,67b}, M. Sessa^{60a}, H. Severini¹²⁸, S. Sevova¹⁵², F. Sforza^{55b,55a},
 A. Sfyrly⁵⁴, E. Shabalina⁵³, J.D. Shahinian¹⁴⁵, N.W. Shaikh^{45a,45b}, D. Shaked Renous¹⁷⁹, L.Y. Shan^{15a},
 M. Shapiro¹⁸, A. Sharma¹³⁴, A.S. Sharma¹, P.B. Shatalov¹²⁴, K. Shaw¹⁵⁵, S.M. Shaw¹⁰¹, M. Shehade¹⁷⁹,
 Y. Shen¹²⁸, A.D. Sherman²⁵, P. Sherwood⁹⁵, L. Shi⁹⁵, S. Shimizu⁸², C.O. Shimmin¹⁸², Y. Shimogama¹⁷⁸,
 M. Shimojima¹¹⁶, I.P.J. Shipsey¹³⁴, S. Shirabe¹⁶⁴, M. Shiyakova^{80,ab}, J. Shlomi¹⁷⁹, A. Shmeleva¹¹¹,
 M.J. Shochet³⁷, J. Shojaii¹⁰⁵, D.R. Shope¹²⁸, S. Shrestha¹²⁷, E.M. Shrif^{33e}, E. Shulga¹⁷⁹, P. Sicho¹⁴⁰,
 A.M. Sickles¹⁷², E. Sideras Haddad^{33e}, O. Sidiropoulou³⁶, A. Sidoti^{23b,23a}, F. Siegert⁴⁸, Dj. Sijacki¹⁶,
 M.Jr. Silva¹⁸⁰, M.V. Silva Oliveira^{81a}, S.B. Silverstein^{45a}, S. Simion⁶⁵, R. Simoniello¹⁰⁰,
 C.J. Simpson-allsoy²¹, S. Simsek^{12b}, P. Sinervo¹⁶⁶, V. Sinetckii¹¹³, S. Singh¹⁵¹, M. Sioli^{23b,23a}, I. Siral¹³¹,
 S.Yu. Sivoklokov¹¹³, J. Sjölin^{45a,45b}, A. Skaf⁵³, E. Skorda⁹⁷, P. Skubic¹²⁸, M. Slawinska⁸⁵, K. Sliwa¹⁶⁹,
 R. Slovak¹⁴², V. Smakhtin¹⁷⁹, B.H. Smart¹⁴³, J. Smiesko^{28b}, N. Smirnov¹¹², S.Yu. Smirnov¹¹²,

Y. Smirnov¹¹², L.N. Smirnova^{113,t}, O. Smirnova⁹⁷, J.W. Smith⁵³, M. Smizanska⁹⁰, K. Smolek¹⁴¹,
 A. Smykiewicz⁸⁵, A.A. Snesarev¹¹¹, H.L. Snoek¹²⁰, I.M. Snyder¹³¹, S. Snyder²⁹, R. Sobie^{175,ad},
 A. Soffer¹⁶⁰, A. Sogaard⁵⁰, F. Sohns⁵³, C.A. Solans Sanchez³⁶, E.Yu. Soldatov¹¹², U. Soldevila¹⁷³,
 A.A. Solodkov¹²³, A. Soloshenko⁸⁰, O.V. Solovyanov¹²³, V. Solovyev¹³⁷, P. Sommer¹⁴⁸, H. Son¹⁶⁹,
 W. Song¹⁴³, W.Y. Song^{167b}, A. Sopczak¹⁴¹, A.L. Sopio⁹⁵, F. Sopkova^{28b}, C.L. Sotiropoulou^{72a,72b},
 S. Sottocornola^{71a,71b}, R. Soualah^{67a,67c,g}, A.M. Soukharev^{122b,122a}, D. South⁴⁶, S. Spagnolo^{68a,68b},
 M. Spalla¹¹⁵, M. Spangenberg¹⁷⁷, F. Spanò⁹⁴, D. Sperlich⁵², T.M. Spieker^{61a}, G. Spigo³⁶, M. Spina¹⁵⁵,
 D.P. Spiteri⁵⁷, M. Spousta¹⁴², A. Stabile^{69a,69b}, B.L. Stamas¹²¹, R. Stamen^{61a}, M. Stamenkovic¹²⁰,
 E. Stanecka⁸⁵, B. Stanislaus¹³⁴, M.M. Stanitzki⁴⁶, M. Stankaityte¹³⁴, B. Stapf¹²⁰, E.A. Starchenko¹²³,
 G.H. Stark¹⁴⁵, J. Stark⁵⁸, P. Staroba¹⁴⁰, P. Starovoitov^{61a}, S. Stärz¹⁰⁴, R. Staszewski⁸⁵, G. Stavropoulos⁴⁴,
 M. Stegler⁴⁶, P. Steinberg²⁹, A.L. Steinhebel¹³¹, B. Stelzer¹⁵¹, H.J. Stelzer¹³⁸, O. Stelzer-Chilton^{167a},
 H. Stenzel⁵⁶, T.J. Stevenson¹⁵⁵, G.A. Stewart³⁶, M.C. Stockton³⁶, G. Stoica^{27b}, M. Stolarski^{139a},
 S. Stonjek¹¹⁵, A. Straessner⁴⁸, J. Strandberg¹⁵³, S. Strandberg^{45a,45b}, M. Strauss¹²⁸, T. Strebler¹⁰²,
 P. Strizeneč^{28b}, R. Ströhmer¹⁷⁶, D.M. Strom¹³¹, R. Stroynowski⁴², A. Strubig⁵⁰, S.A. Stucci²⁹, B. Stugu¹⁷,
 J. Stupak¹²⁸, N.A. Styles⁴⁶, D. Su¹⁵², W. Su^{60c,147}, S. Suchek^{61a}, V.V. Sulin¹¹¹, M.J. Sullivan⁹¹,
 D.M.S. Sultan⁵⁴, S. Sultansoy^{4c}, T. Sumida⁸⁶, S. Sun¹⁰⁶, X. Sun¹⁰¹, K. Suruliz¹⁵⁵, C.J.E. Suster¹⁵⁶,
 M.R. Sutton¹⁵⁵, S. Suzuki⁸², M. Svatos¹⁴⁰, M. Swiatlowski^{167a}, S.P. Swift², T. Swirski¹⁷⁶, A. Sydorenko¹⁰⁰,
 I. Sykora^{28a}, M. Sykora¹⁴², T. Sykora¹⁴², D. Ta¹⁰⁰, K. Tackmann^{46,z}, J. Taenzer¹⁶⁰, A. Taffard¹⁷⁰,
 R. Tafirout^{167a}, H. Takai²⁹, R. Takashima⁸⁷, K. Takeda⁸³, T. Takeshita¹⁴⁹, E.P. Takeva⁵⁰, Y. Takubo⁸²,
 M. Talby¹⁰², A.A. Talyshev^{122b,122a}, K.C. Tam^{63b}, N.M. Tamir¹⁶⁰, J. Tanaka¹⁶², R. Tanaka⁶⁵,
 S. Tapia Araya¹⁷², S. Tapprogge¹⁰⁰, A. Tarek Abouelfadl Mohamed¹⁰⁷, S. Tarem¹⁵⁹, K. Tariq^{60b},
 G. Tarna^{27b,d}, G.F. Tartarelli^{69a}, P. Tas¹⁴², M. Tasevsky¹⁴⁰, T. Tashiro⁸⁶, E. Tassi^{41b,41a},
 A. Tavares Delgado^{139a}, Y. Tayalati^{35e}, A.J. Taylor⁵⁰, G.N. Taylor¹⁰⁵, W. Taylor^{167b}, H. Teagle⁹¹, A.S. Tee⁹⁰,
 R. Teixeira De Lima¹⁵², P. Teixeira-Dias⁹⁴, H. Ten Kate³⁶, J.J. Teoh¹²⁰, S. Terada⁸², K. Terashi¹⁶²,
 J. Terron⁹⁹, S. Terzo¹⁴, M. Testa⁵¹, R.J. Teuscher^{166,ad}, S.J. Thais¹⁸², N. Themistokleous⁵⁰,
 T. Theveneaux-Pelzer⁴⁶, F. Thiele⁴⁰, D.W. Thomas⁹⁴, J.O. Thomas⁴², J.P. Thomas²¹, E.A. Thompson⁴⁶,
 P.D. Thompson²¹, E. Thomson¹³⁶, E.J. Thorpe⁹³, R.E. Ticse Torres⁵³, V.O. Tikhomirov^{111,aj},
 Yu.A. Tikhonov^{122b,122a}, S. Timoshenko¹¹², P. Tipton¹⁸², S. Tisserant¹⁰², K. Todome^{23b,23a},
 S. Todorova-Nova¹⁴², S. Todt⁴⁸, J. Tojo⁸⁸, S. Tokár^{28a}, K. Tokushuku⁸², E. Tolley¹²⁷, R. Tombs³²,
 K.G. Tomiwa^{33e}, M. Tomoto¹¹⁷, L. Tompkins¹⁵², P. Tornambe¹⁰³, E. Torrence¹³¹, H. Torres⁴⁸,
 E. Torró Pastor¹⁴⁷, C. Toscirci¹³⁴, J. Toth^{102,ac}, D.R. Tovey¹⁴⁸, A. Traeet¹⁷, C.J. Treado¹²⁵, T. Trefzger¹⁷⁶,
 F. Tresoldi¹⁵⁵, A. Tricoli²⁹, I.M. Trigger^{167a}, S. Trincaz-Duvoid¹³⁵, D.A. Trischuk¹⁷⁴, W. Trischuk¹⁶⁶,
 B. Trocmé⁵⁸, A. Trofymov⁶⁵, C. Troncon^{69a}, F. Trovato¹⁵⁵, L. Truong^{33c}, M. Trzebinski⁸⁵, A. Trzupek⁸⁵,
 F. Tsai⁴⁶, J.C.-L. Tseng¹³⁴, P.V. Tsiarshka^{108,ag}, A. Tsirigotis^{161,w}, V. Tsiskaridze¹⁵⁴, E.G. Tskhadadze^{158a},
 M. Tsopoulou¹⁶¹, I.I. Tsukerman¹²⁴, V. Tsulaia¹⁸, S. Tsuno⁸², D. Tsybychev¹⁵⁴, Y. Tu^{63b}, A. Tudorache^{27b},
 V. Tudorache^{27b}, T.T. Tulbure^{27a}, A.N. Tuna⁵⁹, S. Turchikhin⁸⁰, D. Turgeman¹⁷⁹, I. Turk Cakir^{4b,u},
 R.J. Turner²¹, R. Turra^{69a}, P.M. Tuts³⁹, S. Tzamarias¹⁶¹, E. Tzovara¹⁰⁰, G. Ucchielli⁴⁷, K. Uchida¹⁶²,
 F. Ukegawa¹⁶⁸, G. Unal³⁶, A. Undrus²⁹, G. Unel¹⁷⁰, F.C. Ungaro¹⁰⁵, Y. Unno⁸², K. Uno¹⁶², J. Urban^{28b},
 P. Urquijo¹⁰⁵, G. Usai⁸, Z. Uysal^{12d}, V. Vacek¹⁴¹, B. Vachon¹⁰⁴, K.O.H. Vadla¹³³, A. Vaidya⁹⁵,
 C. Valderanis¹¹⁴, E. Valdes Santurio^{45a,45b}, M. Valente⁵⁴, S. Valentinetti^{23b,23a}, A. Valero¹⁷³, L. Valéry⁴⁶,
 R.A. Vallance²¹, A. Vallier³⁶, J.A. Valls Ferrer¹⁷³, T.R. Van Daalen¹⁴, P. Van Gemmeren⁶,
 I. Van Vulpen¹²⁰, M. Vanadia^{74a,74b}, W. Vandelli³⁶, M. Vandenbroucke¹⁴⁴, E.R. Vandewall¹²⁹,
 A. Vaniachine¹⁶⁵, D. Vannicola^{73a,73b}, R. Vari^{73a}, E.W. Varnes⁷, C. Varni^{55b,55a}, T. Varol¹⁵⁷,
 D. Varouchas⁶⁵, K.E. Varvell¹⁵⁶, M.E. Vasile^{27b}, G.A. Vasquez¹⁷⁵, F. Vazeille³⁸, D. Vazquez Furelos¹⁴,
 T. Vazquez Schroeder³⁶, J. Veatch⁵³, V. Vecchio¹⁰¹, M.J. Veen¹²⁰, L.M. Veloce¹⁶⁶, F. Veloso^{139a,139c},
 S. Veneziano^{73a}, A. Ventura^{68a,68b}, N. Venturi³⁶, A. Verbytskyi¹¹⁵, V. Vercesi^{71a}, M. Verducci^{72a,72b},
 C.M. Vergel Infante⁷⁹, C. Vergis²⁴, W. Verkerke¹²⁰, A.T. Vermeulen¹²⁰, J.C. Vermeulen¹²⁰, C. Vernieri¹⁵²,
 M.C. Vetterli^{151,an}, N. Vieux Maira^{146d}, T. Vickey¹⁴⁸, O.E. Vickey Boeriu¹⁴⁸, G.H.A. Viehhauser¹³⁴,

L. Vigani^{61b}, M. Villa^{23b,23a}, M. Villaplana Perez³, E.M. Villhauer⁵⁰, E. Vilucchi⁵¹, M.G. Vinciter³⁴, G.S. Virdee²¹, A. Vishwakarma⁵⁰, C. Vittori^{23b,23a}, I. Vivarelli¹⁵⁵, M. Vogel¹⁸¹, P. Vokac¹⁴¹, S.E. von Buddenbrock^{33e}, E. Von Toerne²⁴, V. Vorobel¹⁴², K. Vorobev¹¹², M. Vos¹⁷³, J.H. Vosseveld⁹¹, M. Vozak¹⁰¹, N. Vranjes¹⁶, M. Vranjes Milosavljevic¹⁶, V. Vrba¹⁴¹, M. Vreeswijk¹²⁰, R. Vuillermet³⁶, I. Vukotic³⁷, S. Wada¹⁶⁸, P. Wagner²⁴, W. Wagner¹⁸¹, J. Wagner-Kuhr¹¹⁴, S. Wahdan¹⁸¹, H. Wahlberg⁸⁹, R. Wakasa¹⁶⁸, V.M. Walbrecht¹¹⁵, J. Walder⁹⁰, R. Walker¹¹⁴, S.D. Walker⁹⁴, W. Walkowiak¹⁵⁰, V. Wallangen^{45a,45b}, A.M. Wang⁵⁹, A.Z. Wang¹⁸⁰, C. Wang^{60c}, F. Wang¹⁸⁰, H. Wang¹⁸, H. Wang³, J. Wang^{63a}, J. Wang^{61b}, P. Wang⁴², Q. Wang¹²⁸, R.-J. Wang¹⁰⁰, R. Wang^{60a}, R. Wang⁶, S.M. Wang¹⁵⁷, W.T. Wang^{60a}, W. Wang^{15c}, W.X. Wang^{60a}, Y. Wang^{60a}, Z. Wang^{60c}, C. Wanotayaroj⁴⁶, A. Warburton¹⁰⁴, C.P. Ward³², D.R. Wardrope⁹⁵, N. Warrack⁵⁷, A. Washbrook⁵⁰, A.T. Watson²¹, M.F. Watson²¹, G. Watts¹⁴⁷, B.M. Waugh⁹⁵, A.F. Webb¹¹, C. Weber²⁹, M.S. Weber²⁰, S.A. Weber³⁴, S.M. Weber^{61a}, A.R. Weidberg¹³⁴, J. Weingarten⁴⁷, M. Weirich¹⁰⁰, C. Weiser⁵², P.S. Wells³⁶, T. Wenaus²⁹, T. Wengler³⁶, S. Wenig³⁶, N. Wermes²⁴, M.D. Werner⁷⁹, M. Wessels^{61a}, T.D. Weston²⁰, K. Whalen¹³¹, N.L. Whallon¹⁴⁷, A.M. Wharton⁹⁰, A.S. White¹⁰⁶, A. White⁸, M.J. White¹, D. Whiteson¹⁷⁰, B.W. Whitmore⁹⁰, W. Wiedenmann¹⁸⁰, C. Wiel⁴⁸, M. Wielers¹⁴³, N. Wieseotte¹⁰⁰, C. Wigglesworth⁴⁰, L.A.M. Wiik-Fuchs⁵², H.G. Wilkens³⁶, L.J. Wilkins⁹⁴, H.H. Williams¹³⁶, S. Williams³², C. Willis¹⁰⁷, S. Willocq¹⁰³, P.J. Windischhofer¹³⁴, I. Wingerter-Seez⁵, E. Winkels¹⁵⁵, F. Winklmeier¹³¹, B.T. Winter⁵², M. Wittgen¹⁵², M. Wobisch⁹⁶, A. Wolf¹⁰⁰, T.M.H. Wolf¹²⁰, R. Wölker¹³⁴, J. Wollrath⁵², M.W. Wolter⁸⁵, H. Wolters^{139a,139c}, V.W.S. Wong¹⁷⁴, N.L. Woods¹⁴⁵, S.D. Worm⁴⁶, B.K. Wosiek⁸⁵, K.W. Woźniak⁸⁵, K. Wraight⁵⁷, S.L. Wu¹⁸⁰, X. Wu⁵⁴, Y. Wu^{60a}, J. Wuerzinger¹³⁴, T.R. Wyatt¹⁰¹, B.M. Wynne⁵⁰, S. Xella⁴⁰, Z. Xi¹⁰⁶, L. Xia¹⁷⁷, J. Xiang^{63c}, X. Xiao¹⁰⁶, X. Xie^{60a}, I. Xiotidis¹⁵⁵, D. Xu^{15a}, H. Xu^{60a}, H. Xu^{60a}, L. Xu²⁹, T. Xu¹⁴⁴, W. Xu¹⁰⁶, Z. Xu^{60b}, Z. Xu¹⁵², B. Yabsley¹⁵⁶, S. Yacoob^{33a}, K. Yajima¹³², D.P. Yallup⁹⁵, N. Yamaguchi⁸⁸, Y. Yamaguchi¹⁶⁴, A. Yamamoto⁸², M. Yamatani¹⁶², T. Yamazaki¹⁶², Y. Yamazaki⁸³, J. Yan^{60c}, Z. Yan²⁵, H.J. Yang^{60c,60d}, H.T. Yang¹⁸, S. Yang^{60a}, T. Yang^{63c}, X. Yang^{60b,58}, Y. Yang¹⁶², Z. Yang^{60a}, W.-M. Yao¹⁸, Y.C. Yap⁴⁶, Y. Yasu⁸², E. Yatsenko^{60c,60d}, H. Ye^{15c}, J. Ye⁴², S. Ye²⁹, I. Yeletsikh⁸⁰, M.R. Yexley⁹⁰, E. Yigitbasi²⁵, P. Yin³⁹, K. Yorita¹⁷⁸, K. Yoshihara⁷⁹, C.J.S. Young³⁶, C. Young¹⁵², J. Yu⁷⁹, R. Yuan^{60b,i}, X. Yue^{61a}, M. Zaazoua^{35e}, B. Zabinski⁸⁵, G. Zacharis¹⁰, E. Zaffaroni⁵⁴, J. Zahreddine¹³⁵, A.M. Zaitsev^{123,ai}, T. Zakareishvili^{158b}, N. Zakharchuk³⁴, S. Zambito⁵⁹, D. Zanzi³⁶, D.R. Zaripovas⁵⁷, S.V. ZeiBner⁴⁷, C. Zeitnitz¹⁸¹, G. Zemaityte¹³⁴, J.C. Zeng¹⁷², O. Zenin¹²³, T. Ženiš^{28a}, D. Zerwas⁶⁵, M. Zgubič¹³⁴, B. Zhang^{15c}, D.F. Zhang^{15b}, G. Zhang^{15b}, J. Zhang⁶, Kaili. Zhang^{15a}, L. Zhang^{15c}, L. Zhang^{60a}, M. Zhang¹⁷², R. Zhang¹⁸⁰, S. Zhang¹⁰⁶, X. Zhang^{60c}, X. Zhang^{60b}, Y. Zhang^{15a,15d}, Z. Zhang^{63a}, Z. Zhang⁶⁵, P. Zhao⁴⁹, Z. Zhao^{60a}, A. Zhemchugov⁸⁰, Z. Zheng¹⁰⁶, D. Zhong¹⁷², B. Zhou¹⁰⁶, C. Zhou¹⁸⁰, H. Zhou⁷, M.S. Zhou^{15a,15d}, M. Zhou¹⁵⁴, N. Zhou^{60c}, Y. Zhou⁷, C.G. Zhu^{60b}, C. Zhu^{15a,15d}, H.L. Zhu^{60a}, H. Zhu^{15a}, J. Zhu¹⁰⁶, Y. Zhu^{60a}, X. Zhuang^{15a}, K. Zhukov¹¹¹, V. Zhulanov^{122b,122a}, D. Zieminska⁶⁶, N.I. Zimine⁸⁰, S. Zimmermann⁵², Z. Zinonos¹¹⁵, M. Ziolkowski¹⁵⁰, L. Živković¹⁶, G. Zobernig¹⁸⁰, A. Zoccoli^{23b,23a}, K. Zoch⁵³, T.G. Zorbas¹⁴⁸, R. Zou³⁷, L. Zwalinski³⁶.

¹ Department of Physics, University of Adelaide, Adelaide; Australia.

² Physics Department, SUNY Albany, Albany NY; United States of America.

³ Department of Physics, University of Alberta, Edmonton AB; Canada.

⁴ (a) Department of Physics, Ankara University, Ankara; (b) Istanbul Aydin University, Application and Research Center for Advanced Studies, Istanbul; (c) Division of Physics, TOBB University of Economics and Technology, Ankara; Turkey.

⁵ LAPP, Université Grenoble Alpes, Université Savoie Mont Blanc, CNRS/IN2P3, Annecy; France.

⁶ High Energy Physics Division, Argonne National Laboratory, Argonne IL; United States of America.

⁷ Department of Physics, University of Arizona, Tucson AZ; United States of America.

⁸ Department of Physics, University of Texas at Arlington, Arlington TX; United States of America.

⁹ Physics Department, National and Kapodistrian University of Athens, Athens; Greece.

¹⁰ Physics Department, National Technical University of Athens, Zografou; Greece.

¹¹ Department of Physics, University of Texas at Austin, Austin TX; United States of America.

- 12 (a) Bahcesehir University, Faculty of Engineering and Natural Sciences, Istanbul;^(b) Istanbul Bilgi University, Faculty of Engineering and Natural Sciences, Istanbul;^(c) Department of Physics, Bogazici University, Istanbul;^(d) Department of Physics Engineering, Gaziantep University, Gaziantep; Turkey.
- 13 Institute of Physics, Azerbaijan Academy of Sciences, Baku; Azerbaijan.
- 14 Institut de Física d'Altes Energies (IFAE), Barcelona Institute of Science and Technology, Barcelona; Spain.
- 15 (a) Institute of High Energy Physics, Chinese Academy of Sciences, Beijing;^(b) Physics Department, Tsinghua University, Beijing;^(c) Department of Physics, Nanjing University, Nanjing;^(d) University of Chinese Academy of Science (UCAS), Beijing; China.
- 16 Institute of Physics, University of Belgrade, Belgrade; Serbia.
- 17 Department for Physics and Technology, University of Bergen, Bergen; Norway.
- 18 Physics Division, Lawrence Berkeley National Laboratory and University of California, Berkeley CA; United States of America.
- 19 Institut für Physik, Humboldt Universität zu Berlin, Berlin; Germany.
- 20 Albert Einstein Center for Fundamental Physics and Laboratory for High Energy Physics, University of Bern, Bern; Switzerland.
- 21 School of Physics and Astronomy, University of Birmingham, Birmingham; United Kingdom.
- 22 (a) Facultad de Ciencias y Centro de Investigaciones, Universidad Antonio Nariño, Bogotá;^(b) Departamento de Física, Universidad Nacional de Colombia, Bogotá, Colombia; Colombia.
- 23 (a) INFN Bologna and Università di Bologna, Dipartimento di Fisica;^(b) INFN Sezione di Bologna; Italy.
- 24 Physikalisches Institut, Universität Bonn, Bonn; Germany.
- 25 Department of Physics, Boston University, Boston MA; United States of America.
- 26 Department of Physics, Brandeis University, Waltham MA; United States of America.
- 27 (a) Transilvania University of Brasov, Brasov;^(b) Horia Hulubei National Institute of Physics and Nuclear Engineering, Bucharest;^(c) Department of Physics, Alexandru Ioan Cuza University of Iasi, Iasi;^(d) National Institute for Research and Development of Isotopic and Molecular Technologies, Physics Department, Cluj-Napoca;^(e) University Politehnica Bucharest, Bucharest;^(f) West University in Timisoara, Timisoara; Romania.
- 28 (a) Faculty of Mathematics, Physics and Informatics, Comenius University, Bratislava;^(b) Department of Subnuclear Physics, Institute of Experimental Physics of the Slovak Academy of Sciences, Kosice; Slovak Republic.
- 29 Physics Department, Brookhaven National Laboratory, Upton NY; United States of America.
- 30 Departamento de Física, Universidad de Buenos Aires, Buenos Aires; Argentina.
- 31 California State University, CA; United States of America.
- 32 Cavendish Laboratory, University of Cambridge, Cambridge; United Kingdom.
- 33 (a) Department of Physics, University of Cape Town, Cape Town;^(b) iThemba Labs, Western Cape;^(c) Department of Mechanical Engineering Science, University of Johannesburg, Johannesburg;^(d) University of South Africa, Department of Physics, Pretoria;^(e) School of Physics, University of the Witwatersrand, Johannesburg; South Africa.
- 34 Department of Physics, Carleton University, Ottawa ON; Canada.
- 35 (a) Faculté des Sciences Ain Chock, Réseau Universitaire de Physique des Hautes Energies - Université Hassan II, Casablanca;^(b) Faculté des Sciences, Université Ibn-Tofail, Kénitra;^(c) Faculté des Sciences Semlalia, Université Cadi Ayyad, LPHEA-Marrakech;^(d) Faculté des Sciences, Université Mohamed Premier and LPTPM, Oujda;^(e) Faculté des sciences, Université Mohammed V, Rabat; Morocco.
- 36 CERN, Geneva; Switzerland.
- 37 Enrico Fermi Institute, University of Chicago, Chicago IL; United States of America.
- 38 LPC, Université Clermont Auvergne, CNRS/IN2P3, Clermont-Ferrand; France.
- 39 Nevis Laboratory, Columbia University, Irvington NY; United States of America.
- 40 Niels Bohr Institute, University of Copenhagen, Copenhagen; Denmark.
- 41 (a) Dipartimento di Fisica, Università della Calabria, Rende;^(b) INFN Gruppo Collegato di Cosenza, Laboratori Nazionali di Frascati; Italy.
- 42 Physics Department, Southern Methodist University, Dallas TX; United States of America.
- 43 Physics Department, University of Texas at Dallas, Richardson TX; United States of America.

- 44 National Centre for Scientific Research “Demokritos”, Agia Paraskevi; Greece.
- 45 (a) Department of Physics, Stockholm University; (b) Oskar Klein Centre, Stockholm; Sweden.
- 46 Deutsches Elektronen-Synchrotron DESY, Hamburg and Zeuthen; Germany.
- 47 Lehrstuhl für Experimentelle Physik IV, Technische Universität Dortmund, Dortmund; Germany.
- 48 Institut für Kern- und Teilchenphysik, Technische Universität Dresden, Dresden; Germany.
- 49 Department of Physics, Duke University, Durham NC; United States of America.
- 50 SUPA - School of Physics and Astronomy, University of Edinburgh, Edinburgh; United Kingdom.
- 51 INFN e Laboratori Nazionali di Frascati, Frascati; Italy.
- 52 Physikalisches Institut, Albert-Ludwigs-Universität Freiburg, Freiburg; Germany.
- 53 II. Physikalisches Institut, Georg-August-Universität Göttingen, Göttingen; Germany.
- 54 Département de Physique Nucléaire et Corpusculaire, Université de Genève, Genève; Switzerland.
- 55 (a) Dipartimento di Fisica, Università di Genova, Genova; (b) INFN Sezione di Genova; Italy.
- 56 II. Physikalisches Institut, Justus-Liebig-Universität Giessen, Giessen; Germany.
- 57 SUPA - School of Physics and Astronomy, University of Glasgow, Glasgow; United Kingdom.
- 58 LPSC, Université Grenoble Alpes, CNRS/IN2P3, Grenoble INP, Grenoble; France.
- 59 Laboratory for Particle Physics and Cosmology, Harvard University, Cambridge MA; United States of America.
- 60 (a) Department of Modern Physics and State Key Laboratory of Particle Detection and Electronics, University of Science and Technology of China, Hefei; (b) Institute of Frontier and Interdisciplinary Science and Key Laboratory of Particle Physics and Particle Irradiation (MOE), Shandong University, Qingdao; (c) School of Physics and Astronomy, Shanghai Jiao Tong University, KLPPAC-MoE, SKLPPC, Shanghai; (d) Tsung-Dao Lee Institute, Shanghai; China.
- 61 (a) Kirchhoff-Institut für Physik, Ruprecht-Karls-Universität Heidelberg, Heidelberg; (b) Physikalisches Institut, Ruprecht-Karls-Universität Heidelberg, Heidelberg; Germany.
- 62 Faculty of Applied Information Science, Hiroshima Institute of Technology, Hiroshima; Japan.
- 63 (a) Department of Physics, Chinese University of Hong Kong, Shatin, N.T., Hong Kong; (b) Department of Physics, University of Hong Kong, Hong Kong; (c) Department of Physics and Institute for Advanced Study, Hong Kong University of Science and Technology, Clear Water Bay, Kowloon, Hong Kong; China.
- 64 Department of Physics, National Tsing Hua University, Hsinchu; Taiwan.
- 65 IJCLab, Université Paris-Saclay, CNRS/IN2P3, 91405, Orsay; France.
- 66 Department of Physics, Indiana University, Bloomington IN; United States of America.
- 67 (a) INFN Gruppo Collegato di Udine, Sezione di Trieste, Udine; (b) ICTP, Trieste; (c) Dipartimento Politecnico di Ingegneria e Architettura, Università di Udine, Udine; Italy.
- 68 (a) INFN Sezione di Lecce; (b) Dipartimento di Matematica e Fisica, Università del Salento, Lecce; Italy.
- 69 (a) INFN Sezione di Milano; (b) Dipartimento di Fisica, Università di Milano, Milano; Italy.
- 70 (a) INFN Sezione di Napoli; (b) Dipartimento di Fisica, Università di Napoli, Napoli; Italy.
- 71 (a) INFN Sezione di Pavia; (b) Dipartimento di Fisica, Università di Pavia, Pavia; Italy.
- 72 (a) INFN Sezione di Pisa; (b) Dipartimento di Fisica E. Fermi, Università di Pisa, Pisa; Italy.
- 73 (a) INFN Sezione di Roma; (b) Dipartimento di Fisica, Sapienza Università di Roma, Roma; Italy.
- 74 (a) INFN Sezione di Roma Tor Vergata; (b) Dipartimento di Fisica, Università di Roma Tor Vergata, Roma; Italy.
- 75 (a) INFN Sezione di Roma Tre; (b) Dipartimento di Matematica e Fisica, Università Roma Tre, Roma; Italy.
- 76 (a) INFN-TIFPA; (b) Università degli Studi di Trento, Trento; Italy.
- 77 Institut für Astro- und Teilchenphysik, Leopold-Franzens-Universität, Innsbruck; Austria.
- 78 University of Iowa, Iowa City IA; United States of America.
- 79 Department of Physics and Astronomy, Iowa State University, Ames IA; United States of America.
- 80 Joint Institute for Nuclear Research, Dubna; Russia.
- 81 (a) Departamento de Engenharia Elétrica, Universidade Federal de Juiz de Fora (UFJF), Juiz de Fora; (b) Universidade Federal do Rio De Janeiro COPPE/EE/IF, Rio de Janeiro; (c) Universidade Federal de São João del Rei (UFSJ), São João del Rei; (d) Instituto de Física, Universidade de São Paulo, São Paulo; Brazil.
- 82 KEK, High Energy Accelerator Research Organization, Tsukuba; Japan.
- 83 Graduate School of Science, Kobe University, Kobe; Japan.
- 84 (a) AGH University of Science and Technology, Faculty of Physics and Applied Computer Science, Krakow; (b) Marian Smoluchowski Institute of Physics, Jagiellonian University, Krakow; Poland.

- 85 *Institute of Nuclear Physics Polish Academy of Sciences, Krakow; Poland.*
- 86 *Faculty of Science, Kyoto University, Kyoto; Japan.*
- 87 *Kyoto University of Education, Kyoto; Japan.*
- 88 *Research Center for Advanced Particle Physics and Department of Physics, Kyushu University, Fukuoka; Japan.*
- 89 *Instituto de Física La Plata, Universidad Nacional de La Plata and CONICET, La Plata; Argentina.*
- 90 *Physics Department, Lancaster University, Lancaster; United Kingdom.*
- 91 *Oliver Lodge Laboratory, University of Liverpool, Liverpool; United Kingdom.*
- 92 *Department of Experimental Particle Physics, Jožef Stefan Institute and Department of Physics, University of Ljubljana, Ljubljana; Slovenia.*
- 93 *School of Physics and Astronomy, Queen Mary University of London, London; United Kingdom.*
- 94 *Department of Physics, Royal Holloway University of London, Egham; United Kingdom.*
- 95 *Department of Physics and Astronomy, University College London, London; United Kingdom.*
- 96 *Louisiana Tech University, Ruston LA; United States of America.*
- 97 *Fysiska institutionen, Lunds universitet, Lund; Sweden.*
- 98 *Centre de Calcul de l'Institut National de Physique Nucléaire et de Physique des Particules (IN2P3), Villeurbanne; France.*
- 99 *Departamento de Física Teórica C-15 and CIAFF, Universidad Autónoma de Madrid, Madrid; Spain.*
- 100 *Institut für Physik, Universität Mainz, Mainz; Germany.*
- 101 *School of Physics and Astronomy, University of Manchester, Manchester; United Kingdom.*
- 102 *CPPM, Aix-Marseille Université, CNRS/IN2P3, Marseille; France.*
- 103 *Department of Physics, University of Massachusetts, Amherst MA; United States of America.*
- 104 *Department of Physics, McGill University, Montreal QC; Canada.*
- 105 *School of Physics, University of Melbourne, Victoria; Australia.*
- 106 *Department of Physics, University of Michigan, Ann Arbor MI; United States of America.*
- 107 *Department of Physics and Astronomy, Michigan State University, East Lansing MI; United States of America.*
- 108 *B.I. Stepanov Institute of Physics, National Academy of Sciences of Belarus, Minsk; Belarus.*
- 109 *Research Institute for Nuclear Problems of Byelorussian State University, Minsk; Belarus.*
- 110 *Group of Particle Physics, University of Montreal, Montreal QC; Canada.*
- 111 *P.N. Lebedev Physical Institute of the Russian Academy of Sciences, Moscow; Russia.*
- 112 *National Research Nuclear University MEPhI, Moscow; Russia.*
- 113 *D.V. Skobeltsyn Institute of Nuclear Physics, M.V. Lomonosov Moscow State University, Moscow; Russia.*
- 114 *Fakultät für Physik, Ludwig-Maximilians-Universität München, München; Germany.*
- 115 *Max-Planck-Institut für Physik (Werner-Heisenberg-Institut), München; Germany.*
- 116 *Nagasaki Institute of Applied Science, Nagasaki; Japan.*
- 117 *Graduate School of Science and Kobayashi-Maskawa Institute, Nagoya University, Nagoya; Japan.*
- 118 *Department of Physics and Astronomy, University of New Mexico, Albuquerque NM; United States of America.*
- 119 *Institute for Mathematics, Astrophysics and Particle Physics, Radboud University Nijmegen/Nikhef, Nijmegen; Netherlands.*
- 120 *Nikhef National Institute for Subatomic Physics and University of Amsterdam, Amsterdam; Netherlands.*
- 121 *Department of Physics, Northern Illinois University, DeKalb IL; United States of America.*
- 122 ^(a) *Budker Institute of Nuclear Physics and NSU, SB RAS, Novosibirsk;* ^(b) *Novosibirsk State University Novosibirsk; Russia.*
- 123 *Institute for High Energy Physics of the National Research Centre Kurchatov Institute, Protvino; Russia.*
- 124 *Institute for Theoretical and Experimental Physics named by A.I. Alikhanov of National Research Centre "Kurchatov Institute", Moscow; Russia.*
- 125 *Department of Physics, New York University, New York NY; United States of America.*
- 126 *Ochanomizu University, Otsuka, Bunkyo-ku, Tokyo; Japan.*
- 127 *Ohio State University, Columbus OH; United States of America.*
- 128 *Homer L. Dodge Department of Physics and Astronomy, University of Oklahoma, Norman OK; United States of America.*
- 129 *Department of Physics, Oklahoma State University, Stillwater OK; United States of America.*
- 130 *Palacký University, RCPTM, Joint Laboratory of Optics, Olomouc; Czech Republic.*

- 131 *Institute for Fundamental Science, University of Oregon, Eugene, OR; United States of America.*
- 132 *Graduate School of Science, Osaka University, Osaka; Japan.*
- 133 *Department of Physics, University of Oslo, Oslo; Norway.*
- 134 *Department of Physics, Oxford University, Oxford; United Kingdom.*
- 135 *LPNHE, Sorbonne Université, Université de Paris, CNRS/IN2P3, Paris; France.*
- 136 *Department of Physics, University of Pennsylvania, Philadelphia PA; United States of America.*
- 137 *Konstantinov Nuclear Physics Institute of National Research Centre “Kurchatov Institute”, PNPI, St. Petersburg; Russia.*
- 138 *Department of Physics and Astronomy, University of Pittsburgh, Pittsburgh PA; United States of America.*
- 139 (a) *Laboratório de Instrumentação e Física Experimental de Partículas - LIP, Lisboa;* (b) *Departamento de Física, Faculdade de Ciências, Universidade de Lisboa, Lisboa;* (c) *Departamento de Física, Universidade de Coimbra, Coimbra;* (d) *Centro de Física Nuclear da Universidade de Lisboa, Lisboa;* (e) *Departamento de Física, Universidade do Minho, Braga;* (f) *Departamento de Física Teórica y del Cosmos, Universidad de Granada, Granada (Spain);* (g) *Dep Física and CEFITEC of Faculdade de Ciências e Tecnologia, Universidade Nova de Lisboa, Caparica;* (h) *Instituto Superior Técnico, Universidade de Lisboa, Lisboa; Portugal.*
- 140 *Institute of Physics of the Czech Academy of Sciences, Prague; Czech Republic.*
- 141 *Czech Technical University in Prague, Prague; Czech Republic.*
- 142 *Charles University, Faculty of Mathematics and Physics, Prague; Czech Republic.*
- 143 *Particle Physics Department, Rutherford Appleton Laboratory, Didcot; United Kingdom.*
- 144 *IRFU, CEA, Université Paris-Saclay, Gif-sur-Yvette; France.*
- 145 *Santa Cruz Institute for Particle Physics, University of California Santa Cruz, Santa Cruz CA; United States of America.*
- 146 (a) *Departamento de Física, Pontificia Universidad Católica de Chile, Santiago;* (b) *Universidad Andres Bello, Department of Physics, Santiago;* (c) *Instituto de Alta Investigación, Universidad de Tarapacá;* (d) *Departamento de Física, Universidad Técnica Federico Santa María, Valparaíso; Chile.*
- 147 *Department of Physics, University of Washington, Seattle WA; United States of America.*
- 148 *Department of Physics and Astronomy, University of Sheffield, Sheffield; United Kingdom.*
- 149 *Department of Physics, Shinshu University, Nagano; Japan.*
- 150 *Department Physik, Universität Siegen, Siegen; Germany.*
- 151 *Department of Physics, Simon Fraser University, Burnaby BC; Canada.*
- 152 *SLAC National Accelerator Laboratory, Stanford CA; United States of America.*
- 153 *Physics Department, Royal Institute of Technology, Stockholm; Sweden.*
- 154 *Departments of Physics and Astronomy, Stony Brook University, Stony Brook NY; United States of America.*
- 155 *Department of Physics and Astronomy, University of Sussex, Brighton; United Kingdom.*
- 156 *School of Physics, University of Sydney, Sydney; Australia.*
- 157 *Institute of Physics, Academia Sinica, Taipei; Taiwan.*
- 158 (a) *E. Andronikashvili Institute of Physics, Iv. Javakishvili Tbilisi State University, Tbilisi;* (b) *High Energy Physics Institute, Tbilisi State University, Tbilisi; Georgia.*
- 159 *Department of Physics, Technion, Israel Institute of Technology, Haifa; Israel.*
- 160 *Raymond and Beverly Sackler School of Physics and Astronomy, Tel Aviv University, Tel Aviv; Israel.*
- 161 *Department of Physics, Aristotle University of Thessaloniki, Thessaloniki; Greece.*
- 162 *International Center for Elementary Particle Physics and Department of Physics, University of Tokyo, Tokyo; Japan.*
- 163 *Graduate School of Science and Technology, Tokyo Metropolitan University, Tokyo; Japan.*
- 164 *Department of Physics, Tokyo Institute of Technology, Tokyo; Japan.*
- 165 *Tomsk State University, Tomsk; Russia.*
- 166 *Department of Physics, University of Toronto, Toronto ON; Canada.*
- 167 (a) *TRIUMF, Vancouver BC;* (b) *Department of Physics and Astronomy, York University, Toronto ON; Canada.*
- 168 *Division of Physics and Tomonaga Center for the History of the Universe, Faculty of Pure and Applied Sciences, University of Tsukuba, Tsukuba; Japan.*
- 169 *Department of Physics and Astronomy, Tufts University, Medford MA; United States of America.*
- 170 *Department of Physics and Astronomy, University of California Irvine, Irvine CA; United States of America.*

- 171 Department of Physics and Astronomy, University of Uppsala, Uppsala; Sweden.
- 172 Department of Physics, University of Illinois, Urbana IL; United States of America.
- 173 Instituto de Física Corpuscular (IFIC), Centro Mixto Universidad de Valencia - CSIC, Valencia; Spain.
- 174 Department of Physics, University of British Columbia, Vancouver BC; Canada.
- 175 Department of Physics and Astronomy, University of Victoria, Victoria BC; Canada.
- 176 Fakultät für Physik und Astronomie, Julius-Maximilians-Universität Würzburg, Würzburg; Germany.
- 177 Department of Physics, University of Warwick, Coventry; United Kingdom.
- 178 Waseda University, Tokyo; Japan.
- 179 Department of Particle Physics, Weizmann Institute of Science, Rehovot; Israel.
- 180 Department of Physics, University of Wisconsin, Madison WI; United States of America.
- 181 Fakultät für Mathematik und Naturwissenschaften, Fachgruppe Physik, Bergische Universität Wuppertal, Wuppertal; Germany.
- 182 Department of Physics, Yale University, New Haven CT; United States of America.
- ^a Also at Borough of Manhattan Community College, City University of New York, New York NY; United States of America.
- ^b Also at Centro Studi e Ricerche Enrico Fermi; Italy.
- ^c Also at CERN, Geneva; Switzerland.
- ^d Also at CPPM, Aix-Marseille Université, CNRS/IN2P3, Marseille; France.
- ^e Also at Département de Physique Nucléaire et Corpusculaire, Université de Genève, Genève; Switzerland.
- ^f Also at Departament de Física de la Universitat Autònoma de Barcelona, Barcelona; Spain.
- ^g Also at Department of Applied Physics and Astronomy, University of Sharjah, Sharjah; United Arab Emirates.
- ^h Also at Department of Financial and Management Engineering, University of the Aegean, Chios; Greece.
- ⁱ Also at Department of Physics and Astronomy, Michigan State University, East Lansing MI; United States of America.
- ^j Also at Department of Physics and Astronomy, University of Louisville, Louisville, KY; United States of America.
- ^k Also at Department of Physics, Ben Gurion University of the Negev, Beer Sheva; Israel.
- ^l Also at Department of Physics, California State University, East Bay; United States of America.
- ^m Also at Department of Physics, California State University, Fresno; United States of America.
- ⁿ Also at Department of Physics, California State University, Sacramento; United States of America.
- ^o Also at Department of Physics, King's College London, London; United Kingdom.
- ^p Also at Department of Physics, St. Petersburg State Polytechnical University, St. Petersburg; Russia.
- ^q Also at Department of Physics, University of Adelaide, Adelaide; Australia.
- ^r Also at Department of Physics, University of Fribourg, Fribourg; Switzerland.
- ^s Also at Dipartimento di Matematica, Informatica e Fisica, Università di Udine, Udine; Italy.
- ^t Also at Faculty of Physics, M.V. Lomonosov Moscow State University, Moscow; Russia.
- ^u Also at Giresun University, Faculty of Engineering, Giresun; Turkey.
- ^v Also at Graduate School of Science, Osaka University, Osaka; Japan.
- ^w Also at Hellenic Open University, Patras; Greece.
- ^x Also at IJCLab, Université Paris-Saclay, CNRS/IN2P3, 91405, Orsay; France.
- ^y Also at Institució Catalana de Recerca i Estudis Avançats, ICREA, Barcelona; Spain.
- ^z Also at Institut für Experimentalphysik, Universität Hamburg, Hamburg; Germany.
- ^{aa} Also at Institute for Mathematics, Astrophysics and Particle Physics, Radboud University Nijmegen/Nikhef, Nijmegen; Netherlands.
- ^{ab} Also at Institute for Nuclear Research and Nuclear Energy (INRNE) of the Bulgarian Academy of Sciences, Sofia; Bulgaria.
- ^{ac} Also at Institute for Particle and Nuclear Physics, Wigner Research Centre for Physics, Budapest; Hungary.
- ^{ad} Also at Institute of Particle Physics (IPP), Vancouver; Canada.
- ^{ae} Also at Institute of Physics, Azerbaijan Academy of Sciences, Baku; Azerbaijan.
- ^{af} Also at Instituto de Física Teórica, IFT-UAM/CSIC, Madrid; Spain.
- ^{ag} Also at Joint Institute for Nuclear Research, Dubna; Russia.
- ^{ah} Also at Louisiana Tech University, Ruston LA; United States of America.
- ^{ai} Also at Moscow Institute of Physics and Technology State University, Dolgoprudny; Russia.

- aj* Also at National Research Nuclear University MEPhI, Moscow; Russia.
- ak* Also at Physics Department, An-Najah National University, Nablus; Palestine.
- al* Also at Physikalisches Institut, Albert-Ludwigs-Universität Freiburg, Freiburg; Germany.
- am* Also at The City College of New York, New York NY; United States of America.
- an* Also at TRIUMF, Vancouver BC; Canada.
- ao* Also at Università di Napoli Parthenope, Napoli; Italy.
- * Deceased

2020 JINST 15 P09015