

 Open access • Journal Article • DOI:10.1063/1.481672

Phase changes in 38-atom Lennard-Jones clusters. II. A parallel tempering study of equilibrium and dynamic properties in the molecular dynamics and microcanonical ensembles — [Source link](#)





F. Galvo, Juan P. Neirotti, David L. Freeman, J. D. Doll

Published on: 07 Jun 2000 - Journal of Chemical Physics (American Institute of Physics)

Topics: Monte Carlo molecular modeling, Parallel tempering, Dynamic Monte Carlo method, Monte Carlo method and Monte Carlo algorithm

Related papers:

- [Phase changes in 38 atom Lennard-Jones clusters. II: A parallel tempering study of equilibrium and dynamic properties in the molecular dynamics and microcanonical](#)
- [Phase changes in 38-atom Lennard-Jones clusters. I. A parallel tempering study in the canonical ensemble](#)
- [The double-funnel energy landscape of the 38-atom lennard-jones cluster](#)
- [Global Optimization by Basin-Hopping and the Lowest Energy Structures of Lennard-Jones Clusters Containing up to 110 Atoms](#)
- [Statistical thermodynamics of the cluster solid-liquid transition](#)

Share this paper:    

View more about this paper here: <https://typeset.io/papers/phase-changes-in-38-atom-lennard-jones-clusters-ii-a-3s9i1anf7>

6-15-2000

Phase Changes in 38-Atom Lennard-Jones Clusters. II. A Parallel Tempering Study of Equilibrium and Dynamic Properties in the Molecular Dynamics and Microcanonical Ensembles

F. Calvo

J. P. Neirotti

University of Rhode Island

David L. Freeman

University of Rhode Island, dfreeman@uri.edu

J. D. Doll

Follow this and additional works at: https://digitalcommons.uri.edu/chm_facpubs

Terms of Use

All rights reserved under copyright.

Citation/Publisher Attribution

Calvo, F., Neirotti, J. P., Freeman, D. L., & Doll, J. D. (2000). Phase Changes in 38-Atom Lennard-Jones Clusters. II. A Parallel Tempering Study of Equilibrium and Dynamic Properties in the Molecular Dynamics and Microcanonical Ensembles. *Journal of Chemical Physics*, 112(23), 10350-10357. doi: 10.1063/1.481672

Available at: <http://dx.doi.org/10.1063/1.481672>

This Article is brought to you for free and open access by the Chemistry at DigitalCommons@URI. It has been accepted for inclusion in Chemistry Faculty Publications by an authorized administrator of DigitalCommons@URI. For more information, please contact digitalcommons@etal.uri.edu.

Phase changes in 38-atom Lennard-Jones clusters. II. A parallel tempering study of equilibrium and dynamic properties in the molecular dynamics and microcanonical ensembles

F. Calvo

Département de Recherche sur la Matière Condensée, Service des Ions, Atomes et Agrégats, CEA Grenoble, F38054 Grenoble Cedex, France

J. P. Neirotti and David L. Freeman

Department of Chemistry, University of Rhode Island, Kingston, Rhode Island 02881-0809

J. D. Doll

Department of Chemistry, Brown University, Providence, Rhode Island 02912

(Received 27 January 2000; accepted 23 March 2000)

We study the 38-atom Lennard-Jones cluster with parallel tempering Monte Carlo methods in the microcanonical and molecular dynamics ensembles. A new Monte Carlo algorithm is presented that samples rigorously the molecular dynamics ensemble for a system at constant total energy, linear and angular momenta. By combining the parallel tempering technique with molecular dynamics methods, we develop a hybrid method to overcome quasiergodicity and to extract both equilibrium and dynamical properties from Monte Carlo and molecular dynamics simulations. Several thermodynamic, structural, and dynamical properties are investigated for LJ_{38} , including the caloric curve, the diffusion constant and the largest Lyapunov exponent. The importance of insuring ergodicity in molecular dynamics simulations is illustrated by comparing the results of ergodic simulations with earlier molecular dynamics simulations. © 2000 American Institute of Physics. [S0021-9606(00)51323-3]

I. INTRODUCTION

The simulation of systems having complex potential energy surfaces (PES) is often difficult owing to the problem of quasiergodicity. Quasiergodicity can arise in systems having several energy minima separated by high energy barriers. When such situations occur, as for example in proteins, glasses or clusters, the system can become trapped in local basins of the energy landscape, and the ergodic hypothesis fails on the time scale of the simulation. In the canonical ensemble, the high energy regions of the PES are exponentially suppressed and barrier crossings become rare events. Calculations of equilibrium properties when phase space is thus partitioned require methods that overcome quasiergodicity by enhanced barrier crossing. Many techniques have been proposed to address this problem, including the use of generalized ensembles such as multicanonical¹ or Tsallisian,^{2,3} simulated tempering,⁴ configurational⁵ or force bias⁶ Monte Carlo, or various versions of the jump-walking⁷⁻¹¹ algorithm. Most of these techniques have been introduced for Monte Carlo (MC) simulations rather than molecular dynamics (MD) simulations. These techniques have been applied to a variety of sampling and optimization problems, and phase changes in clusters have often been considered as a benchmark to test these methods.^{2,10,11}

The double-funnel energy landscape of the 38-atom Lennard-Jones (LJ) cluster has been investigated in detail by Doye, Miller, and Wales,¹²⁻¹⁵ who recently also estimated the interfunnel rate constants using master equation dynamics.¹³ This landscape is challenging for simulation be-

cause of the high free-energy barrier separating the two funnels.¹⁴ In the preceding paper (hereafter referred to as I),¹⁶ we have shown how the parallel tempering algorithm can be used to deal with this particularly complex system for Monte Carlo simulations in the canonical ensemble. Achieving ergodicity in microcanonical simulations is much harder than in the canonical ensemble, because the system is unable to cross any energy barrier higher than the total energy available. The 38-atom Lennard-Jones cluster is fundamentally nonergodic in a range of energies. This nonergodicity may not be a serious problem when considering one particular cluster on a short time scale. However, in a statistical sample of such systems it is important to have ergodic results.

To allow MD simulations to cross the high energy barriers, one may think of heating the system (by increasing its kinetic energy), followed by a cooling back to its initial thermodynamic state. Although this process is straightforward, the dynamics becomes biased and non physical during the heating and cooling processes. Moreover, it is difficult to control accurately the heating and cooling rates that should be chosen for any system. This latter aspect is particularly critical for the 38-atom Lennard-Jones cluster where the narrow and deepest funnel is hard to reach even at high temperatures.

Because of the inherent difficulties of molecular dynamics, MC approaches can be especially useful for dealing with the problem of crossing high energy barriers. Monte Carlo methods have been developed in previous work^{10,17} in the microcanonical ensemble. In these approaches the microcanonical sampling is at fixed energy without any additional

constraints. Such methods can be contrasted with isoenergetic molecular dynamics where the total, linear and angular momenta are also conserved. These additional constraints must be considered even at zero angular momentum.^{18–20} To differentiate microcanonical simulations, where only the energy is fixed, from molecular dynamics simulations, where additional constraints are imposed, we identify the former to be simulations in the microcanonical ensemble and identify the latter simulations to be in the molecular dynamics ensemble. The differences in the two ensembles can be particularly important when the angular momentum is large enough to induce structural (centrifugal) distortions.²⁰ Because dynamical properties are calculated using molecular dynamics methods, in this work we find that a combination of Monte Carlo and molecular dynamics methods are most convenient for developing ergodic approaches to dynamics.

In this paper, we adapt the parallel tempering method to both the microcanonical and molecular dynamics ensembles. The application of parallel tempering in the molecular dynamics ensemble requires the incorporation of the conservation of the total linear and angular momenta into the probabilities. In order to extract ergodic dynamical properties, we combine Monte Carlo methods with molecular dynamics to develop a hybrid ergodic MC/MD algorithm. The efficiency of the simulation tools developed in this work is demonstrated by applications to the 38-atom Lennard-Jones cluster, which exhibits a solid–solid transition prior to melting.^{13,16} This transition to an equilibrium phase between truncated octahedral and icosahedral geometries makes this cluster an ideal candidate for investigating how the ergodic hypothesis can influence the dynamical behavior of a complex system.

The contents of the remainder of this paper are as follows. In the next section, we recall the basic principle of Monte Carlo sampling in the microcanonical ensemble, and we present the simple modifications needed to include parallel tempering. We test microcanonical parallel tempering methods on the 38-atom Lennard-Jones cluster, and compare the microcanonical results with those found in I using the canonical ensemble. We focus on equilibrium properties, including the caloric curve and the isomers distributions. In Sec. III we review the characteristics of the molecular dynamics ensemble at fixed total linear and angular momenta and fixed total energy. We extend the parallel tempering Monte Carlo method to the MD ensemble, and we combine microcanonical parallel tempering with molecular dynamics to produce an ergodic MD method. We also apply these methods to several dynamical properties of LJ₃₈; in particular the diffusion constant and the largest Lyapunov exponent. We summarize our findings and discuss our results in Sec. IV.

II. PARALLEL TEMPERING MONTE CARLO IN THE MICROCANONICAL ENSEMBLE

The fundamental quantity in the microcanonical ensemble is the density of states Ω . For a system having N identical particles, volume V and total energy E , Ω is defined by

$$\Omega(N, V, E) = \frac{1}{N! h^{3N}} \int \delta[H(\mathbf{r}, \mathbf{p}) - E] d^{3N} r d^{3N} p, \quad (1)$$

where h is Planck's constant and where $H(\mathbf{r}, \mathbf{p})$ denotes the classical Hamiltonian function of the coordinates \mathbf{r} and momenta \mathbf{p} of the N particles. Knowing the microcanonical density of states Ω , one can calculate the canonical partition function $Q(N, V, T)$ by a Laplace transformation.¹⁰ The kinetic part of the Hamiltonian H is quadratic in the momenta, and Eq. (1) can be partly integrated to give^{10,21}

$$\Omega(N, V, E) = \left(\frac{2\pi m}{h^2} \right)^{3N/2} \frac{1}{N! \Gamma(3N/2)} \int \Theta[E - U(\mathbf{r})] \times [E - U(\mathbf{r})]^{3N/2-1} d^{3N} r. \quad (2)$$

In Eq. (2), Γ is the Gamma function, m is the mass of each particle, $U(\mathbf{r}) = H - K$ is the potential energy and Θ is the Heaviside step function, $\Theta(x) = 1$ if $x \geq 0$, 0 otherwise. Microcanonical averages of a coordinate-dependent variable $A(\mathbf{r})$ can be expressed

$$\langle A \rangle(N, V, E) = \frac{\int \Theta[E - U(\mathbf{r})] [E - U(\mathbf{r})]^{3N/2-1} A(\mathbf{r}) d^{3N} r}{\int \Theta[E - U(\mathbf{r})] [E - U(\mathbf{r})]^{3N/2-1} d^{3N} r}. \quad (3)$$

The microcanonical entropy S can be defined by $S(N, V, E) = k_B \ln \Omega(N, V, E)$ with k_B the Boltzmann constant. The thermodynamic temperature $T(N, V, E)$ is given by the thermodynamic relation $(\partial S / \partial E)_{N, V} = 1/T$, and can be obtained from a microcanonical average²¹

$$T(N, V, E) = \frac{2}{3N-2} \frac{1}{\langle K^{-1} \rangle}. \quad (4)$$

This expression is slightly different from the kinetic temperature $2\langle K \rangle / 3N$, which is a consequence of our choice in the definition of the entropy. As discussed by Pearson and co-workers,²¹ it is also possible to define the entropy using the phase space volume

$$\Phi(N, V, E) = \int_0^E \Omega(N, V, E') dE'. \quad (5)$$

Definitions of the temperature based on Ω differ from the temperature based on Φ to order $1/N$, and the two definitions agree only in the thermodynamic limit.

Monte Carlo simulations can be used to explore the microcanonical ensemble by performing a random walk in configuration space. In the standard Metropolis scheme, a trial move from configuration \mathbf{r}_0 to configuration \mathbf{r}_n is accepted with the probability²²

$$\text{acc}(\mathbf{r}_0 \rightarrow \mathbf{r}_n) = \min \left(1, \frac{\rho_E(\mathbf{r}_n) T(\mathbf{r}_n \rightarrow \mathbf{r}_0)}{\rho_E(\mathbf{r}_0) T(\mathbf{r}_0 \rightarrow \mathbf{r}_n)} \right), \quad (6)$$

where $T(\mathbf{r}_0 \rightarrow \mathbf{r}_n)$ is a trial probability. The acceptance probability expressed in Eq. (6) ensures detailed balance so that the random walk visits points in configuration space proportional to the equilibrium distribution $\rho_E(\mathbf{r})$ defined by

$$\rho_E(\mathbf{r}) = \zeta^{-1} \Theta[E - U(\mathbf{r})] [E - U(\mathbf{r})]^{3N/2-1}, \quad (7)$$

where ζ is the normalization. In practice, $T(\mathbf{r}_0 \rightarrow \mathbf{r}_n)$ is a uniform distribution of points of width Δ centered about \mathbf{r}_0 , and Δ is adjusted as a function of the energy so that not too many trial moves are either accepted or rejected.

Implementation of microcanonical Monte Carlo is as easy as its canonical version. Because Monte Carlo methods are based on random walks in configuration space, in principle the system can cross energy barriers higher than the available energy. However, in difficult cases like LJ₃₈, large atomic displacements having poor acceptance ratios are needed to reach ergodicity.

Parallel tempering^{23–26} has proved to be an important approach to ensure ergodicity in canonical Monte Carlo simulations, and parallel tempering can be easily adapted to the microcanonical ensemble by replacing the Boltzmann factors in the acceptance probability by the microcanonical weight $\rho_E(\mathbf{r})$. In the parallel tempering scheme, several microcanonical MC simulations are performed simultaneously at different total energies $\{E_i\}$. With some predetermined probability, two simulations at energies E_i and E_j attempt to exchange their current configurations, respectively, \mathbf{r}_i and \mathbf{r}_j , and this exchange is accepted with probability

$$\min\left(1, \frac{\rho_{E_i}(\mathbf{r}_j)\rho_{E_j}(\mathbf{r}_i)}{\rho_{E_i}(\mathbf{r}_i)\rho_{E_j}(\mathbf{r}_j)}\right).$$

The acceptance ratio is analogous to the canonical expression given in I. In microcanonical simulations the potential energies must be smaller than $\min(E_i, E_j)$; otherwise the move is rejected. Parallel tempering microcanonical MC works in the same way as in standard canonical MC. As with canonical parallel tempering MC, the gaps between adjacent total energies must be chosen to be small enough so that exchanges between the corresponding trajectories are accepted with a reasonable probability.

By using a histogram reweighting technique,²⁷ it is possible to extract from the MC simulations the density of states Ω , and then all the thermodynamic quantities in both the microcanonical and the canonical ensembles. The procedure is similar to that described in Ref. 28, and relies on the calculation of the distribution $P(U, E)$ of potential energy U at the total energy E . P is fitted to the microcanonical form $P(U, E) = \Omega_C(U)(E - U)^{3N/2 - 1} / \Omega(E)$, where Ω_C stands for the configurational density of states, and $\Omega(E)$ is extracted by convolution of $\Omega_C(U)$ and $(E - U)^{3N/2 - 1}$.

We have tested the parallel tempering Monte Carlo algorithm in the microcanonical ensemble on the 38-atom Lennard-Jones cluster previously investigated. Forty different total energies ranging from -172.4737ϵ to -124ϵ have been used, and the same simulation conditions have been chosen as in I. In addition to a constraining sphere of radius 2.25σ to prevent evaporation, exchanges have been attempted every 10 passes, with the same method for choosing exchanging trajectories as described in the previous article. The simulations are begun with random configurations of the cluster geometry, and consist of 1.3×10^{10} points accumulated following equilibration moves consisting of 95×10^6 Metropolis points (no exchanges) followed by 190×10^6 points using parallel tempering. The microcanonical heat ca-

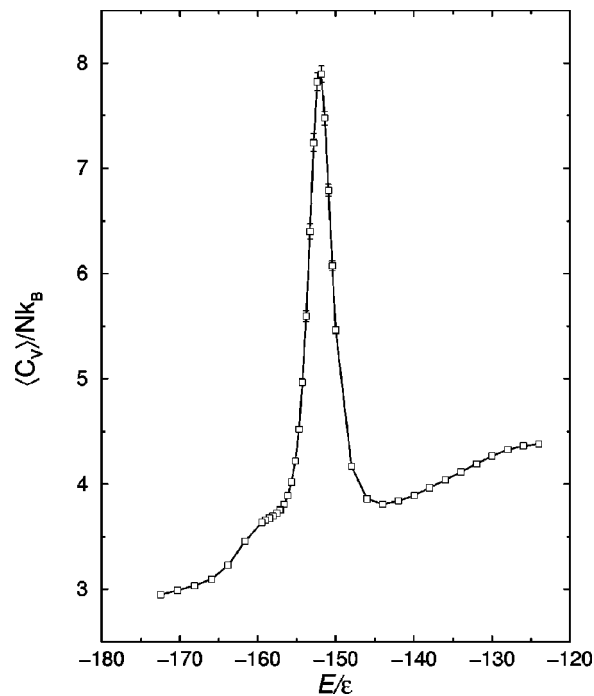


FIG. 1. The heat capacity as a function of energy calculated in the microcanonical ensemble. The melting peak occurs at the same calculated temperature in the microcanonical ensemble as found in the canonical ensemble, but the height of the microcanonical peak is significantly higher than the canonical peak (compare with Fig. 1 in I). Both the microcanonical and canonical heat capacities display a region of change in slope at the transition between the truncated octahedron and the icosahedral basin. The error bars represent two standard deviations of the mean.

capacity calculated in this fashion and shown in Fig. 1, is qualitatively the same as the canonical heat capacity (see I). The melting peak in the microcanonical heat capacity occurs at the same calculated temperature as the temperature of the melting peak in the canonical heat capacity, and there are slope change regions at temperatures that correspond to equilibrium between the icosahedral basin and the truncated octahedral global minimum structure. The present simulations are also used to obtain structural insight about the cluster as a function of total energy. We have calculated the order parameter Q_4 as defined in I as a function of temperature, and compared the classification into the three categories of isomers (truncated octahedral, icosahedral or liquidlike) using the energy criterion also outlined in I.

In Fig. 2 we show the caloric curve $T(E)$ determined from our parallel tempering microcanonical MC simulations. We also present the canonical curve for comparison. The melting transition near $T \sim 0.166\epsilon/k_B$ is reflected in the change in slope of the temperature as a function of the energy. The microcanonical curve does not display a van der Waals loop, and remains very close to the canonical curve. The average value of the order parameter $\langle Q_4 \rangle$ is displayed in the lower panel of Fig. 2 as a function of the total energy. As has been discussed in I for the canonical simulation, the order parameter begins to drop at energies where there is the onset of isomerization transitions to the icosahedral basin (near $E = -160\epsilon$), and the order parameter reaches its lowest value at the melting transition. The isomer distributions have been evaluated either using the parameter Q_4 or using

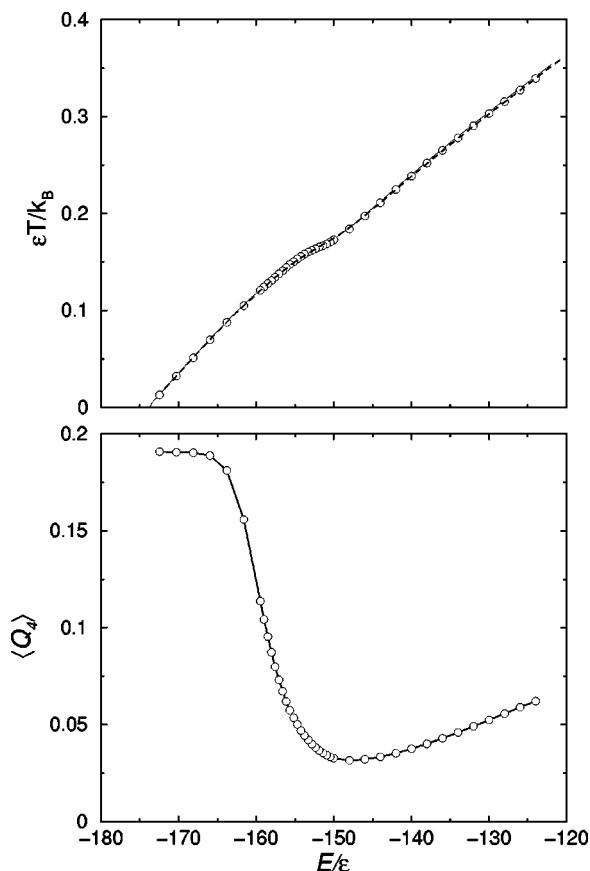


FIG. 2. (Upper panel) The microcanonical caloric curve for LJ₃₈ obtained from parallel tempering Monte Carlo simulations. The temperature is plotted as a function of the total energy, both expressed in reduced LJ units. The circles are the direct results of microcanonical simulations. The solid line is a fit obtained by the histogram reweighting technique. Also plotted as a dotted line is the caloric curve in the canonical ensemble. (Lower panel) Average value of the order parameter Q_4 as a function of the total energy. For both panels, the error bars are smaller than the size of the symbols.

the energy criterion (see the discussion in paper I). The results have been plotted in Fig. 3 as a function of the total energy. The behavior of the isomer distributions as a function of energy is similar to the canonical distributions as a function of temperature, and the cluster exhibits equilibrium between truncated octahedral and icosahedral geometries in the energy range $-160\epsilon \lesssim E \lesssim -150\epsilon$, prior to the solidlike to liquidlike phase change. As in the canonical case, the icosahedral distribution is a symmetric function of the energy when the energy criterion is used rather than the definition based on Q_4 . This difference reflects the differences between the two definitions of icosahedral and liquid basins. The oscillatory structure observed at the peak of P_{Q_4} for the icosahedral distribution in the upper panel of Fig. 3 is smaller than the calculated errors (two standard deviations of the mean are shown). Whether the observed structure would persist for a longer simulation is not known to us. Because the definition that assigns configurations to the icosahedral basin is arbitrary, we have chosen not to investigate this structure further.

It is useful to contrast the current results with previous constant energy studies of LJ₃₈. Previous simulations have used molecular dynamics methods where no attempt has

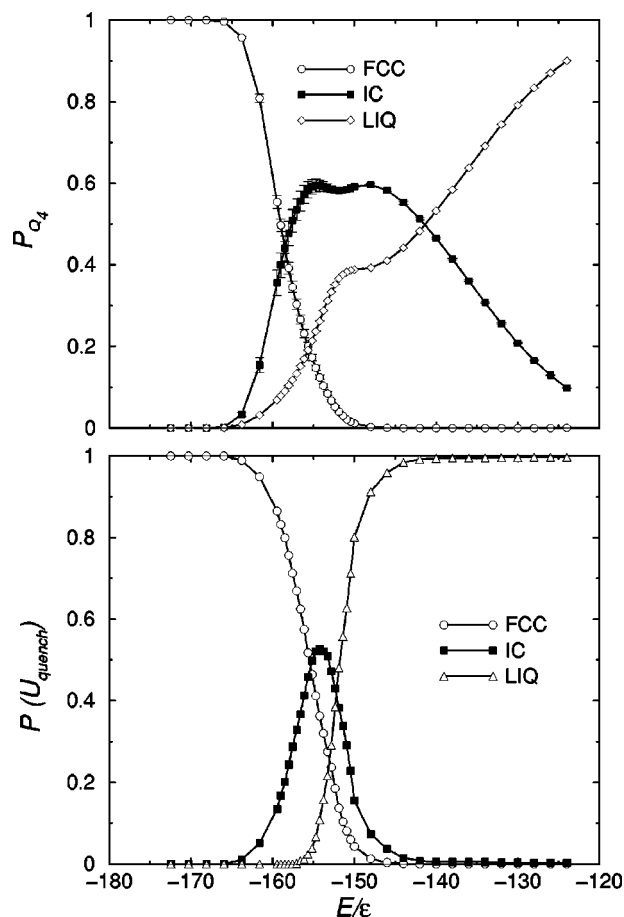


FIG. 3. (Upper panel) The probability distribution of the order parameter Q_4 as a function of the total energy. (Lower panel) The probability distribution of the energy of the quenched structure as a function of the total energy. For both quantities, FCC labels the truncated octahedron, IC labels structures from the icosahedral basin, and LIQ labels structures from the liquid region. In the lower panel, the error bars are smaller than the size of the symbols. In the upper panel, the error bars represent two standard deviations of the mean.

been made to ensure ergodicity. To contrast these past studies with the molecular dynamics technique discussed in the next section of this paper, we define *standard molecular dynamics* to represent the usual molecular dynamics method where no special procedure is introduced to ensure ergodicity. Simulations of LJ₃₈ using standard molecular dynamics invariably lead to a caloric curve with a clear van der Waals loop and a melting temperature higher than that inferred from Fig. 2.²⁹ From the results of Ref. 29, the cluster is trapped in the octahedral basin, and the system does not reflect the true dynamical coexistence state between the truncated octahedron and the icosahedral basin. This is the common situation encountered in MD simulations of the LJ₃₈ system; the cluster chooses either to remain trapped in the octahedral basin, or to escape and coexist between the icosahedral solidlike and liquidlike forms. Because the system is unable to return from the octahedral basin, the microcanonical temperature decreases. In the usual case, van der Waals loops arise when there are large energy gaps between the lowest-energy isomers.³⁰ In the specific case of LJ₃₈, it appears that the presence of extra (icosahedral) isomers only slightly

higher in energy than the octahedral structure eliminates this loop in the ergodic microcanonical caloric curve.

In order to extract dynamical quantities, the Monte Carlo method we have presented must be modified to sample the MD ensemble. The modification is the subject of the next section.

III. ERGODIC MOLECULAR DYNAMICS

The molecular dynamics ensemble differs from the microcanonical ensemble in that two quantities are conserved in addition to the total energy E , volume V , and number of particles N . These two quantities are the total linear momentum \mathbf{P} and total angular momentum \mathbf{L} . If their values are prescribed, the density of states remains the fundamental quantity of interest, and is now defined by

$$\Omega(N, V, E, \mathbf{P}, \mathbf{L}) = \frac{1}{N! h^{3N}} \int \delta[H(\mathbf{r}, \mathbf{p}) - E] \delta\left(\mathbf{P} - \sum_{i=1}^N \mathbf{p}_i\right) \times \delta\left(\mathbf{L} - \sum_{i=1}^N \mathbf{r}_i \times \mathbf{p}_i\right) d^{3N} r d^{3N} p. \quad (8)$$

As is the case in the microcanonical ensemble [see Eq. (2)], for atomic systems the momentum integrations in Eq. (8) can be evaluated explicitly.^{18–20} Because the thermodynamic properties are not affected by the translational motion of the center of mass, we can assume that $\mathbf{P} = 0$. We then obtain²⁰

$$\Omega(N, V, E, \mathbf{P} = 0, \mathbf{L}) = \left(\frac{2\pi m}{h^2}\right)^{3N/2-3} \frac{1}{N! \Gamma(3N/2-3)} \times \int \Theta[E - U_{\mathbf{L}}(\mathbf{r})][E - U_{\mathbf{L}}(\mathbf{r})]^{3N/2-4} \times \frac{d^{3N} r}{\sqrt{\det \mathbf{I}}}, \quad (9)$$

where \mathbf{I} is the inertia matrix and $U_{\mathbf{L}}(\mathbf{r}) = U(\mathbf{r}) + \mathbf{L}^\dagger \mathbf{I}^{-1} \mathbf{L} / 2$ is the effective rovibrational energy. This effective potential energy includes the kinetic energy contribution of the rotating cluster considered as a rigid body.^{31,32} The landscape of rotating clusters has been investigated by Miller and Wales in order to study cluster evaporation.³³ Averages in the MD ensemble are now expressed as

$$\langle A \rangle = \frac{\int \Theta[E - U_{\mathbf{L}}(\mathbf{r})][E - U_{\mathbf{L}}(\mathbf{r})]^{3N/2-4} A(\mathbf{r}) \frac{d^{3N} r}{\sqrt{\det \mathbf{I}}}}{\int \Theta[E - U_{\mathbf{L}}(\mathbf{r})][E - U_{\mathbf{L}}(\mathbf{r})]^{3N/2-4} \frac{d^{3N} r}{\sqrt{\det \mathbf{I}}}}. \quad (10)$$

As in the microcanonical ensemble, we define the entropy in the molecular dynamics ensemble by $S = k_B \ln \Omega$. The differences between the microcanonical and molecular dynamics ensembles are the exponent $3N/2$ which is reduced by 3 owing to the geometrical constraints, the potential energy which now includes the contribution of the centrifugal energy, and the weight $1/\sqrt{\det \mathbf{I}}$ which is a consequence of the conservation of the angular momentum. Monte Carlo simu-

lations can sample the MD ensemble by performing a random walk in configuration space. The acceptance probability from configuration \mathbf{r}_0 to configuration \mathbf{r}_n is

$$\text{acc}(\mathbf{r}_0 \rightarrow \mathbf{r}_n) = \min\left(1, \frac{\rho_{E, \mathbf{L}}(\mathbf{r}_n) T(\mathbf{r}_n \rightarrow \mathbf{r}_0)}{\rho_{E, \mathbf{L}}(\mathbf{r}_0) T(\mathbf{r}_0 \rightarrow \mathbf{r}_n)}\right) \quad (11)$$

in the Metropolis scheme. The microcanonical weight $\rho_E(\mathbf{r})$ is now replaced by the MD weight $\rho_{E, \mathbf{L}}(\mathbf{r})$ given by

$$\rho_{E, \mathbf{L}}(\mathbf{r}) = \zeta^{-1} \frac{1}{\sqrt{\det \mathbf{I}}} \Theta[E - U_{\mathbf{L}}(\mathbf{r})][E - U_{\mathbf{L}}(\mathbf{r})]^{3N/2-4}, \quad (12)$$

where ζ is a normalization. The expression for the acceptance probability is similar to Eq. (6), and a practical implementation of Monte Carlo in the MD ensemble is made in the same way as in the true microcanonical ensemble, given the vector \mathbf{L} . Parallel tempering can be also easily combined with the MC simulations. The acceptance probability of exchanging the configurations \mathbf{r}_i and \mathbf{r}_j initially at the total energies E_i and E_j , respectively, is then

$$\min\left(1, \frac{([E_i - U_{\mathbf{L}}(\mathbf{r}_j)][E_j - U_{\mathbf{L}}(\mathbf{r}_i)])^{3N/2-4}}{([E_i - U_{\mathbf{L}}(\mathbf{r}_i)][E_j - U_{\mathbf{L}}(\mathbf{r}_j)])^{3N/2-4}}\right)$$

provided that all quantities inside brackets are positive (otherwise the move is rejected). It is remarkable that the geometrical weights have canceled in this expression.

The Monte Carlo method we have just described allows sampling of configuration space rigorously equivalent to the sampling we would obtain using molecular dynamics, but with the additional possibility of crossing the energy barriers higher than the available energy. The method can be used in its present form to extract equilibrium properties only dependent on the energy or geometry, as has been illustrated in the previous section. To compute dynamical quantities, the method can also provide a database of configurations representative of a given total energy. Instead of performing a few very long MD simulations that are in principle unable to reach other parts of the energy surface separated by barriers higher than the available energy, we choose to perform a statistical number of short simulations starting from configurations obtained by parallel tempering Monte Carlo in the MD ensemble with same total energy and angular momentum. By construction, if the MC method is correctly ergodic, then the hybrid MD method we have suggested can be expected to yield ergodic dynamical observables.

We now illustrate this ergodic molecular dynamics method on the LJ₃₈ problem. Two essentially dynamical parameters have been calculated. The first is the self diffusion constant D , obtained from the derivative of the average mean square atomic displacement

$$D = \frac{1}{6} \frac{d}{dt} \langle [\mathbf{r}(t) - \mathbf{r}(0)]^2 \rangle, \quad (13)$$

where the average is taken over all particles of the system and over all short MD simulations. The other parameter is the largest Lyapunov exponent λ , that measures the exponential rate of divergence of the distance between two initially close trajectories in the phase space. If we write the equation describing the Hamiltonian dynamics in condensed

form as $\dot{\psi}(t) = F(\psi)$, where F is a nonlinear function and $\psi = \{\mathbf{r}, \mathbf{p}\}$ the phase space point, then a small perturbation $\delta\psi$ evolves according to the simple equation $d\delta\psi/dt = (\partial F/\partial\psi)\delta\psi$. The largest Lyapunov exponent λ is obtained from the time evolution of the vector $\delta\psi$,

$$\lambda = \lim_{t \rightarrow \infty} \lim_{\delta\psi(0) \rightarrow 0} \frac{1}{t} \ln \frac{\|\delta\psi(t)\|}{\|\delta\psi(0)\|}. \quad (14)$$

In Eq. (14), $\|\cdot\|$ is a metric on the phase space. In principle, any metric can be used, and we choose the Euclidian metric including both the momenta and the coordinates. The numerical procedure³⁴ involves a periodic renormalization of the vector $\delta\psi$ to prevent its exponential divergence. The successive lengths are accumulated and contribute to the average value of λ .

In I, the clusters have been defined using a hard sphere constraining potential. Because the angular momentum is not conserved after reflection from such hard wall boundaries, in the molecular dynamics simulations we have chosen a soft repulsive spherical wall U_c defined with respect to the center of mass of the cluster for each particle by

$$U_c(\mathbf{r}) = \begin{cases} 0, & r < R_c \\ \kappa(r - R_c)^4/4, & r \geq R_c. \end{cases} \quad (15)$$

In this equation, the atomic distances r are measured with respect to the cluster center of mass. The simulations have been performed setting the angular momentum to zero for simplicity. We stress that even in this case (with $\mathbf{L} = 0$), the weight $1/\sqrt{\det \mathbf{I}}$ must be included in the Monte Carlo probabilities so that we effectively sample the MD ensemble. The actual thermodynamic behavior in the MD ensemble at zero angular momentum is nevertheless nearly identical to the microcanonical behavior.

The application to the LJ_{38} cluster has been made by performing 10^{10} MC steps following 10^7 equilibration steps in a parallel tempering simulation in the MD ensemble. The same 40 total energies have been chosen as in the previous section, and 10^5 configurations have been stored every 10^5 steps for each simulation. Short molecular dynamics runs of 10^4 time steps following 10^3 equilibration steps have been performed for each of these configurations, with the same total energy as the corresponding MC trajectory of origin, and with zero total linear and angular momenta as well. The parameters used for the constraining wall are respectively $R_c = 2.25\sigma$ and $\kappa = 100\epsilon$, for both the MC and MD runs. A simple Verlet algorithm has been used to propagate the MD trajectory with the time step $\delta t = 0.01$ reduced LJ units. The propagation of the tangent trajectory to calculate the Lyapunov exponent has been determined with a fourth order Runge–Kutta scheme. The final values of D and λ are an average over the 10^5 MD simulations. The variations of D and λ with total energy are depicted in Fig. 4. In both cases, two curves have been plotted, calculated either from standard molecular dynamics (with 10^8 time steps following 10^7 equilibration steps, and starting initially from the lowest-energy structure), or from our hybrid ergodic molecular dynamics method. For both quantities, the two MD schemes clearly yield distinct values in the energy range where equi-

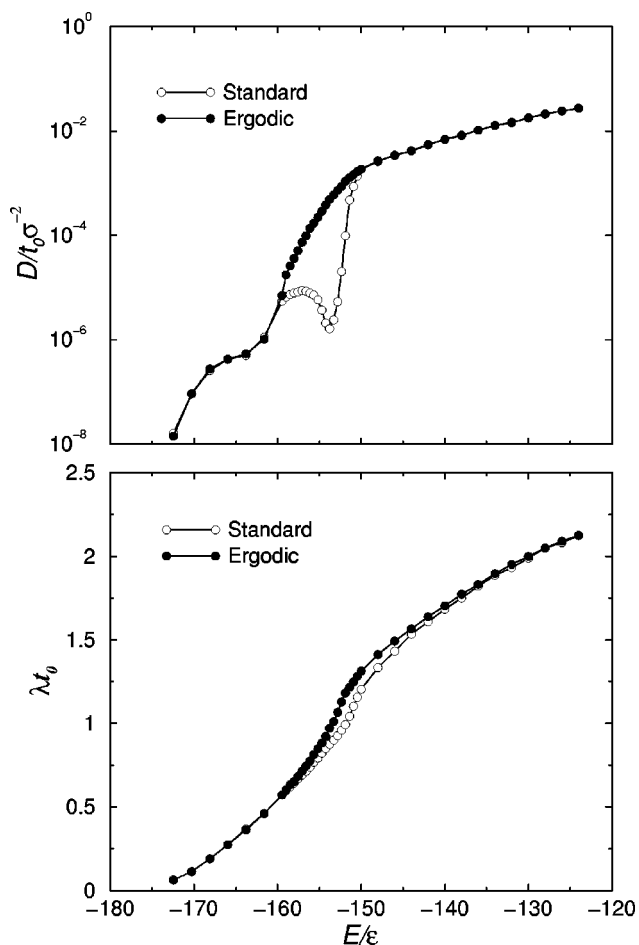


FIG. 4. Two dynamical parameters calculated for LJ_{38} using either standard molecular dynamics starting from the lowest-energy structure (empty symbols) or the hybrid ergodic MD/MC method (full symbols), as a function of the total energy. The results are expressed in Lennard-Jones time units t_0 . (Upper panel) Diffusion constant D ; (lower panel) largest Lyapunov exponent λ . For both panels, the error bars are smaller than the size of the symbols.

librium between truncated octahedral and icosahedral geometries occurs. The thermodynamic temperature, not plotted here, has the same variations as the caloric curve of Fig. 2 when calculated with ergodic MD. Standard molecular dynamics predicts a van der Waals loop centered at $T \sim 0.18\epsilon/k_B$. For standard MD, the cluster is trapped in the icosahedral basin and is, in practice, unable to reach the octahedral basin. Only the equilibrium between the icosahedral basin and liquidlike structures occurs. As can be seen from the upper panel of Fig. 4, this change in curvature of the temperature is also present for the diffusion constant, which exhibits strong variations at the energy where the octahedral structure vanishes when standard MD is used. In contrast, the variations in ergodic MD are smooth.

The melting temperature implied by the largest Lyapunov exponent is also higher in standard MD than in ergodic MD, even though the variations of the Lyapunov exponent are continuous in both MD schemes.²⁹ Indeed, using ergodic molecular dynamics we observe a shift of the curve obtained by standard MD toward the lower energies.

As shown by Hinde, Berry, and Wales,^{35–37} the Lyapunov exponent and the Kolmogorov entropy are quantities essentially dependent on the local properties of the energy landscapes. One contribution comes from the negative curvature of the landscape, and another contribution is the fluctuation of positive curvature.³⁸ Both contributions are affected by the cluster being trapped either inside the truncated octahedral basin or inside the icosahedral basin. In this latter case in particular, the different isomers belonging to the icosahedral basin are connected through regions of negative curvature, while only one isomer defines the octahedral funnel.

Because ergodic molecular dynamics allows the cluster to be found in both basins prior to melting, the dynamical behavior is likely to be very different (and more chaotic) with respect to the dynamical behavior of the cluster confined to the octahedral funnel. This difference is precisely what we observe on the lower panel of Fig. 4.

IV. CONCLUSION

In this paper, we have explored the parallel tempering method in simulations in the microcanonical ensemble. The implementation of the parallel tempering algorithm in this ensemble is straightforward, the Boltzmann factor $\exp(-\beta U)$ being replaced by the microcanonical weight $(E-U)^{3N/2-1}$. Application to the LJ₃₈ cluster has shown the thermodynamic behavior in the microcanonical ensemble to be similar to the behavior in the canonical ensemble. The solid–liquid phase change is preceded by a solid–solid phase change where the cluster is in equilibrium between truncated octahedral and icosahedral geometries. This phase equilibrium is well reproduced in the simulations owing to the power of parallel tempering. The calculated microcanonical caloric curve, which does not display a van der Waals loop, is consistent with the single peaked heat capacity observed in I.¹⁶

We have extended the parallel tempering microcanonical Monte Carlo algorithm to sample the molecular dynamics ensemble at constant total energy, linear momentum, and angular momentum. Combined with standard molecular dynamics, this method circumvents the lack of connectivity between regions of the potential energy surface. The method can ensure ergodicity in microcanonical simulations, which is much more difficult to achieve than in the canonical ensemble. Ironically, this ergodic MD method can be viewed as the counterpart of the techniques developed by Chekmarev and Krivov to study the dynamics of systems confined to only one catchment basin in the energy surface.³⁹

We have performed a statistical number of short molecular dynamics runs starting from configurations stored periodically in parallel tempering Monte Carlo simulations. These simulations sample the MD ensemble at the same total energies, linear and angular momenta as the standard molecular dynamics runs. In fact, the length of the MD runs is mainly dictated by the large number of starting configurations. One may think of reducing drastically this number, to allow for the calculation of parameters varying on longer time scales. Unfortunately, if the energy landscape is not known in advance, then it is hard to guess how important are the contributions of the basins not selected as starting con-

figurations. In the case of LJ₃₈ having only three main regions on the energy surface, one possibility is to compute a dynamical property as the average value over three different simulations starting either from the truncated octahedral geometry, one icosahedral geometry or a low-lying liquid geometry, all carried out at the same total energy. However, as we have seen in Fig. 3, it is not obvious how to choose properly the weights of each basin in this average because of the difficulty in distinguishing between icosahedral and liquid structures in many cases. For this reason, we believe that the first parallel tempering MC step of the hybrid ergodic method is essential in the vicinity of phase changes to capture many starting configurations that are used subsequently in standard molecular dynamics. The enhanced sampling offered by parallel tempering can also act as a statistical representation of the energy surface at a given total energy, and the long time dynamics may be further investigated by using master equations after searching the saddle points.^{15,40}

We have calculated two dynamical quantities with the present hybrid MD/MC method, the diffusion constant and the largest Lyapunov exponent in the 38-atom Lennard-Jones cluster. The variations of both quantities with the total energy are significantly different when evaluated with standard (nonergodic) molecular dynamics or with our hybrid ergodic MD method. These results emphasize the different contributions of the two funnels of the energy landscape to the average value of the parameters estimated.

The algorithms developed in this investigation allow the calculation of thermodynamic, structural, or dynamical properties of systems such as LJ₃₈ that can be expressed as phase space or time averages. Parallel tempering works using a criterion based on the potential energy but not on the geometry. Consequently permutational isomers can be introduced in the course of the simulation. Quantities such as fluctuations of configuration-dependent properties are much more difficult to extract than actual averages. For instance, the Lindemann index δ , which measures the root mean square bond length fluctuation, is often considered to be a reliable parameter for detecting melting in atomic and molecular systems. This quantity cannot be properly estimated with the ergodic MD scheme, and the same difficulty persists for other methods based on the use of different trajectories.

Although the idea of combining Monte Carlo sampling with standard molecular dynamics can be applied to other techniques such as jump-walking, we believe that parallel tempering is the key to the success in the case of LJ₃₈. As in the canonical version, the equilibrium phase between truncated octahedral and icosahedral structures is correctly reproduced in an energy range preceding the melting region, because in this range configurations may be accessed either from higher energy trajectories containing mainly icosahedral geometries, or from lower energy trajectories acting as a reservoir for the octahedral geometry. As noticed by Falcioni and Deem,²⁵ the parallel tempering algorithm is especially useful at low temperatures, or in our case, at low energy. The long relaxation times inherent in systems like clusters, proteins, critical or glassy liquids, are a serious difficulty for standard simulation methods. We expect the present ergodic

method to be particularly useful to deal with the dynamics of such systems.

The method we have presented works at constant total energy. It is possible to improve ergodicity in constant-temperature MD either by using canonical parallel tempering as in the work of Sugita and Okamoto,⁴¹ or by coupling parallel tempering canonical Monte Carlo to short Nosé–Hoover trajectories. In the Nosé–Hoover approach such molecular dynamics simulations do conserve a zero angular momentum, so a rigorous MC sampling should include the geometrical weight $1/\sqrt{\det \mathbf{I}}$ in the probabilities also in this case. The present microcanonical scheme can be easily used for rotating bodies, which makes the method suitable for investigating the strong influence of centrifugal effects on phase changes in atomic clusters.

ACKNOWLEDGMENTS

Some of this work has been motivated by the attendance of two of us (D.L.F. and F.C.) at a recent CECAM meeting on “Overcoming broken ergodicity in simulations of condensed matter systems.” We would like to thank CECAM, J.E. Straub, and B. Smit who organized the meeting, and those who attended the workshop for stimulating discussions. This work has been supported in part by the National Science Foundation under Grant Nos. CHE-9714970 and CDA-9724347. This research has been supported in part by the Phillips Laboratory, Air Force Material Command, USAF, through the use of the MHPCC under cooperative agreement No. F29601-93-0001. The views and conclusions contained in this document are those of the authors and should not be interpreted as necessarily representing the official policies or endorsements, either expressed or implied, of Phillips Laboratory or the U.S. Government.

¹B. A. Berg and T. Neuhaus, *Phys. Rev. Lett.* **68**, 9 (1991).

²I. Andricioaei and J. E. Straub, *J. Chem. Phys.* **107**, 9117 (1997).

³U. E. Hansmann and Y. Okamoto, *Phys. Rev. E* **56**, 2228 (1997).

⁴E. Marinari and G. Parisi, *Europhys. Lett.* **19**, 451 (1992).

⁵J. I. Siepmann and D. Frenkel, *Mol. Phys.* **75**, 59 (1992).

⁶C. Pangali, M. Rao, and B. J. Berne, *Chem. Phys. Lett.* **55**, 413 (1978).

⁷D. D. Frantz, D. L. Freeman, and J. D. Doll, *J. Chem. Phys.* **93**, 2769 (1990).

⁸D. D. Frantz, D. L. Freeman, and J. D. Doll, *J. Chem. Phys.* **97**, 5713 (1992).

⁹A. Matro, D. L. Freeman, and R. Q. Topper, *J. Chem. Phys.* **104**, 8690 (1996).

¹⁰E. Curotto, D. L. Freeman, and J. D. Doll, *J. Chem. Phys.* **109**, 1643 (1998).

¹¹H. Xu and B. J. Berne, *J. Chem. Phys.* **110**, 10299 (1999).

¹²J. P. K. Doye and D. J. Wales, *Phys. Rev. Lett.* **80**, 1357 (1998).

¹³J. P. K. Doye, D. J. Wales, and M. A. Miller, *J. Chem. Phys.* **109**, 8143 (1998).

¹⁴J. P. K. Doye, M. A. Miller, and D. J. Wales, *J. Chem. Phys.* **110**, 6896 (1999).

¹⁵M. A. Miller, J. P. K. Doye, and D. J. Wales, *Phys. Rev. E* **60**, 3701 (1999).

¹⁶J. P. Neirotti, F. Calvo, D. L. Freeman, and J. D. Doll, *J. Chem. Phys.* **112**, 10340 (2000), preceding paper.

¹⁷M. A. Miller and D. J. Wales, *J. Chem. Phys.* **107**, 8568 (1997).

¹⁸R. S. Dumont, *J. Chem. Phys.* **95**, 9172 (1991).

¹⁹S. C. Smith, *J. Chem. Phys.* **97**, 2406 (1992).

²⁰F. Calvo and P. Labastie, *Eur. Phys. J. D* **3**, 229 (1998).

²¹E. M. Pearson, T. Halicioglu, and W. A. Tiller, *Phys. Rev. A* **32**, 3030 (1985).

²²N. Metropolis, A. Rosenbluth, M. N. Rosenbluth, A. Teller, and E. Teller, *J. Chem. Phys.* **21**, 1087 (1953).

²³C. J. Geyer and E. A. Thompson, *J. Am. Stat. Assoc.* **90**, 909 (1995).

²⁴M. C. Tesi, E. J. Janse van Rensburg, E. Orlandini, and S. G. Whittington, *J. Stat. Phys.* **82**, 155 (1996).

²⁵M. Falcioni and M. W. Deem, *J. Chem. Phys.* **110**, 1754 (1999).

²⁶Q. Yan and J. J. de Pablo, *J. Chem. Phys.* **111**, 9509 (1999).

²⁷P. Labastie and R. L. Whetten, *Phys. Rev. Lett.* **65**, 1567 (1990).

²⁸F. Calvo and P. Labastie, *Chem. Phys. Lett.* **247**, 395 (1995).

²⁹F. Calvo, *J. Chem. Phys.* **108**, 6861 (1998).

³⁰D. J. Wales, *Mol. Phys.* **78**, 151 (1993).

³¹J. Jellinek and D. H. Li, *Phys. Rev. Lett.* **62**, 241 (1989).

³²D. H. Li and J. Jellinek, *Z. Phys. D: At., Mol. Clusters* **12**, 177 (1989).

³³M. A. Miller and D. J. Wales, *Mol. Phys.* **89**, 533 (1996).

³⁴G. Benettin, L. Galgani, and J.-M. Strelcyn, *Phys. Rev. A* **14**, 2338 (1974).

³⁵R. J. Hinde, R. S. Berry, and D. J. Wales, *J. Chem. Phys.* **96**, 1376 (1992).

³⁶R. J. Hinde and R. S. Berry, *J. Chem. Phys.* **99**, 2942 (1993).

³⁷D. J. Wales and R. S. Berry, *J. Phys. B* **23**, L351 (1991).

³⁸V. Mehra and R. Ramaswamy, *Phys. Rev. E* **56**, 2508 (1997).

³⁹S. F. Chekmarev and S. V. Krivov, *Phys. Rev. E* **57**, 2445 (1998).

⁴⁰K. D. Ball and R. S. Berry, *J. Chem. Phys.* **111**, 2060 (1999).

⁴¹Y. Sugita and Y. Okamoto, *Chem. Phys. Lett.* **314**, 141 (1999).