




REVIEW

Open Access



Photocatalytic hydrogen evolution from biomass conversion

Kayla Alicia Davis^{1†}, Sunghoon Yoo^{2,3†} , Eric W. Shuler¹, Benjamin D. Sherman⁴, Seunghyun Lee^{3*} 
and Gyu Leem^{1,5*} 

Abstract

Biomass has incredible potential as an alternative to fossil fuels for energy production that is sustainable for the future of humanity. Hydrogen evolution from photocatalytic biomass conversion not only produces valuable carbon-free energy in the form of molecular hydrogen but also provides an avenue of production for industrially relevant biomass products. This photocatalytic conversion can be realized with efficient, sustainable reaction materials (biomass) and inexhaustible sunlight as the only energy inputs. Reported herein is a general strategy and mechanism for photocatalytic hydrogen evolution from biomass and biomass-derived substrates (including ethanol, glycerol, formic acid, glucose, and polysaccharides). Recent advancements in the synthesis and fundamental physical/mechanistic studies of novel photocatalysts for hydrogen evolution from biomass conversion are summarized. Also summarized are recent advancements in hydrogen evolution efficiency regarding biomass and biomass-derived substrates. Special emphasis is given to methods that utilize unprocessed biomass as a substrate or synthetic photocatalyst material, as the development of such will incur greater benefits towards a sustainable route for the evolution of hydrogen and production of chemical feedstocks.

Keywords: Hydrogen production, Biomass, Photocatalysis, Energy and charge transport, Solar energy conversion

1 Introduction

The global annual demand for hydrogen gas as a viable alternative fuel has increased in the global energy system, mainly from traditional uses such as ammonia production and metal refinery industries, but more increasingly from the development of hydrogen fuel cells, a key part of a clean-energy future for humanity [1]. The production of hydrogen gas for use in hydrogen fuel cells represents an effective and carbon free strategy for the chemical storage of energy. The oxidation of H₂ coupled to the reduction of O₂ in a fuel cell produces water as

the only product, a more environmentally friendly process than fossil fuel combustion, which produces harmful greenhouse gas emissions in the form of CO₂. Moreover, hydrogen is also attractive as an alternative energy source because of its high energy density (e.g., 141.8 × 10⁶ kJ/kg), which is greater than that of most fuels (e.g., 44 × 10⁶ kJ/kg for gasoline) at room temperature [2]. The most prevalent production method for H₂ is steam reforming of methane feedstocks, producing nearly half of the hydrogen gas in the world [3]. However, this method requires substantial energy input (e.g. > 750 °C), whereas an ideal method of hydrogen gas production would utilize renewable resources as feedstocks and energy inputs [4]. Using solar energy to photochemically produce H₂ from biomass presents an attractive alternative to the energy demanding natural gas reformation process. Photoreforming of biomass is a promising method of hydrogen evolution, not only because the method relies on foreseeably infinite solar energy inputs, but also because

*Correspondence: leeshyun@hanyang.ac.kr; gyleem@esf.edu

†Kayla Davis and Sunghoon Yoo contributed equally first authors

¹ Department of Chemistry, State University of New York College of Environmental Science and Forestry, 1 Forestry Drive, Syracuse, NY 13210, USA

³ Department of Chemical and Molecular Engineering, Hanyang University, Ansan, Gyeonggi-do 15588, Republic of Korea

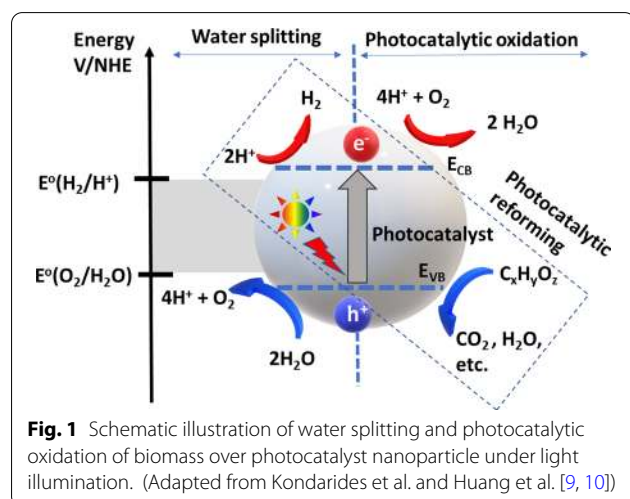
Full list of author information is available at the end of the article

it relies on renewable biomass substrate and could utilize the byproducts from existing industrial biomass processes, e.g. ethanol from sugar fermentation [5]. Moreover, biomass photoreforming systems have been developed for hydrogen evolution that utilize catalysts or electrodes that are synthesized from biomass utilization byproducts or biomass itself [4, 6–9]. For example, Han et al. reported that photocatalytic oxidation of biomass intermediates was integrated with H_2 production in aqueous media, and chemical transformation of biomass intermediates (e.g., 5-hydroxymethylfurfural, HMF) to value-added products (e.g., aldehydes and acids) was achieved [6].

Hydrogen production from photocatalytic water splitting (without biomass) is achievable, but at a very low quantum yield ($\sim 1.8\%$) due to a thermodynamic barrier and multi-electron transfer process [11], while quantum yield of photobiorefinery for H_2 production is achievable above 70% [12]. The photocatalytic reforming of biomass and biomass-derived substrates is energetically comparable to the overall water splitting process, except biomass replaces water as the electron and proton source, as shown in Fig. 1 [9, 10, 13]. The electronic band structures and energies of photocatalysts are crucial in the photophysical events of electron/hole transport and charge carrier injection for water splitting or the production of H_2 from biomass. By illuminating a photoactive semiconducting material or aqueous suspension, an electron–hole pair separation occurs when an electron from the valence band of the semiconducting material is excited into the conduction band, leaving behind a photo-generated hole. The capacity of the photogenerated charge carrying species (the electron–hole pair) to facilitate a redox reaction (reducing hydrogen and oxidizing biomass) depends on the potential of the

semiconductor's conduction/valence band in reference to the reduction/oxidation potential of the redox species in question, i.e. water. The favorable conduction/valence band levels of titania and related semiconducting materials in respect to the redox process of forming H_2 from biomass has been demonstrated [10, 13]. Photo-generated holes in titania can oxidize substrate in the solution, i.e. water, biomass, or biomass-derived substrates, thereby generating protons, carbon dioxide, and reactive radicals through extractive single-electron transfer. The photo-excited electrons, conversely, reduce protons in solution to generate hydrogen gas. Without available substrates capable of reduction/oxidation interactions with the charge-carrying photogenerated electron–hole pairs, the promoted electron would migrate back to the valence band by releasing thermal energy, recombining with the hole [13]. The biomass oxidation reaction and hydrogen evolution reaction can concomitantly oxygenate electron-donating biomass and biomass-derived substrates and reduce protons into molecular hydrogen, albeit not at the same rate. The use of cocatalysts to expand the absorption capabilities of the semiconducting materials or to provide efficient proton reduction sites is required for ideal hydrogen production rates [8].

The conversion of visible light irradiation (e.g. solar light) into hydrogen can provide an important industrial method of hydrogen gas production without costly and intensive energy input. The aim of this manuscript is to identify possible avenues by which the photocatalytic production of hydrogen can become industrially feasible. By avoiding methods that require high energy input and that rely on fossil fuels, the scale-up of these reactions should be feasible, especially considering the use of cheap and sustainable biomass feedstocks that specifically do not compete with the food industry, i.e. non-edible biomass such as crop and forest residuals or animal wastes. Using earth-abundant semiconductor materials as photocatalysts to sustain solar-to-hydrogen conversion of non-edible biomass-derived substrates and water is of particular interest. Other key factors to consider for the reformation of biomass to H_2 include the overall reaction conditions; not just the semiconducting materials used, but also the use of co-catalysts, the presence of oxygen, and the solution identity, etc. Particularly when reaction conditions are ambient, greater control over the conversion of substrate functional groups (or avoidance of side-reactions) is possible, while energy inputs remain industrially relevant. In this review, the visible light-induced photocatalytic reforming process of biomass is mainly categorized and outlined by the photocatalyst type (metal vs. metal-free) and the reforming substrate (monomeric, polymeric, or raw biomass). Photocatalytic mechanisms and



the key characteristics of heterogeneous photocatalysts and reforming substrates for solar or visible light driven renewable biomass conversion to hydrogen are considered.

2 Photocatalysis and mechanisms

2.1 TiO₂-based photocatalysts and cocatalyst loading

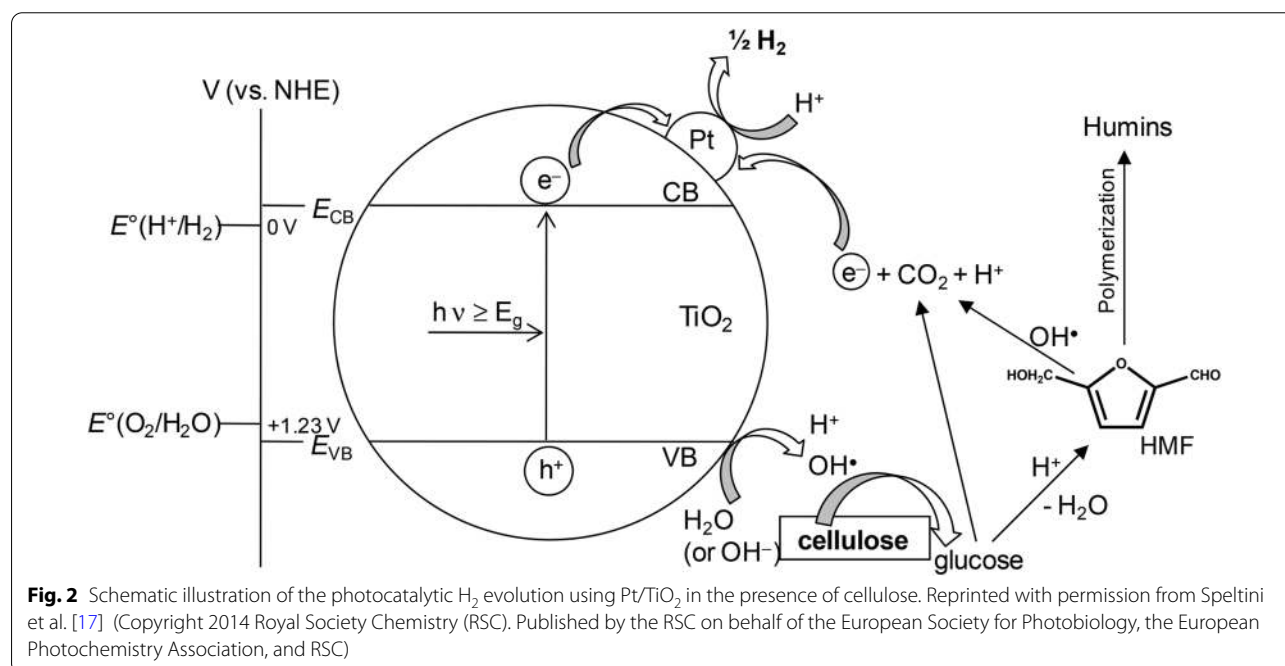
Since titanium dioxide (TiO₂) was discovered to be effective in photoelectrochemical (PEC) water splitting in the early 70's [14], extensive research has been conducted on TiO₂ as the most used photocatalyst for hydrogen generation [13, 15]. However, its main drawbacks are a large bandgap of 3.2 eV, low electron mobility, and short diffusion length [16]. A main disadvantage of TiO₂ is that it only absorbs in the UV range ($\lambda < 387$ nm) and the solar spectrum is relatively weak in this range of wavelength (~4%) [17]. Because of these photocatalytic pitfalls, loading with metal (e.g., platinum) and nonmetal cocatalysts, and modification with visible-light sensitizers (e.g., CdS, g-C₃N₄, Eosin Y) has been widely applied to enhance the photocatalytic activity of TiO₂ for the hydrogen production from water and biomass derivatives [13, 18–21].

2.2 Pt/TiO₂

Doping with Pt (Pt/TiO₂) effectively improves photocatalytic hydrogen evolution because Pt is a robust proton reduction catalyst; the increased rates of H₂ formation of Pt/TiO₂ under illumination are evidence of the suppression of electron–hole recombination [18, 22, 23]. For example, an investigative study of reaction conditions for

hydrogen evolution from cellulose with Pt/TiO₂ under visible light illumination was performed as shown in Fig. 2 [17]. This general scheme shows the main reaction steps combining visible light-induced water splitting and biomass oxidation in the presence of cellulose. Cellulose acts as a sacrificial reducing agent and combines with the photo-generated oxidant species which suppresses charge carrier recombination as shown in Fig. 2. This process is necessary to improve H₂ production [24]. Moreover, the hole and oxidant species (e.g., ·OH radicals) activated the depolymerization of cellulose to form glucose products. Glucose is one of the most efficient sacrificial mediators for photocatalytic H₂ production [24]. Also, this work demonstrated that neutral pH was optimal for hydrogen production and that minerals found in seawater did not affect the production rate. Moreover, the formation of 5-hydroxymethylfurfural (HMF) oligomers during photocatalytic production, formed by the further oxidation of glucose, results in an “in situ dye-sensitization”, where their adsorption onto the TiO₂ photocatalyst surface enhances hydrogen production by promoting light capture and charge transfer, either to the Pt catalyst or to the TiO₂ conduction band through photoexcited electron injection. When using alfalfa and rice husk biomass as feedstocks, it is recognized that lignin does not interfere with the photocatalytic hydrogen production as an inhibitor or as a radical scavenger.

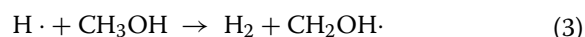
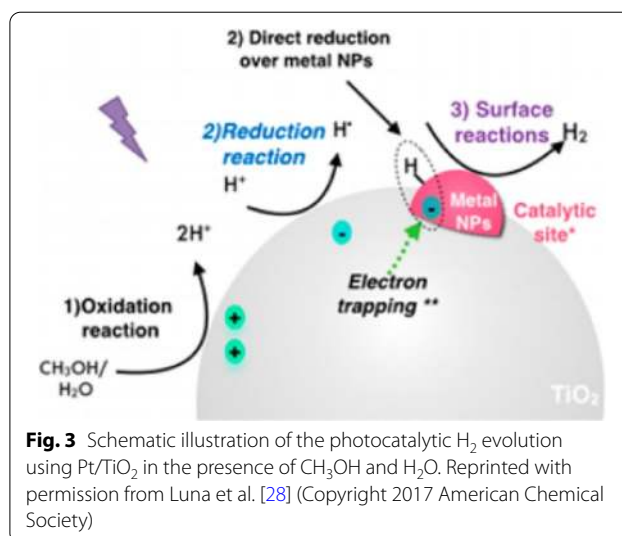
The use of Pt/TiO₂ catalyst in sulfuric acid media combined acid hydrolysis and photocatalysis to photoreform cellulose to hydrogen and HMF (from glucose



dehydration), where the H₂ yield and the glucose yield were 66% and 85% respectively [25]. This result suggests that the photocatalytic formation of hydrogen is the rate-limiting step as opposed to cellulose hydrolysis if loading is maximized. It was demonstrated that H₂ production is five-fold greater when coupled with acid hydrolysis. A hydrogen production rate of 1320 μmol h⁻¹ g_{cat}⁻¹ was achievable in the same system with raw biomass paper pulp. α-Cellulose decomposition to sugars, carbon dioxide, and hydrogen under UV/solar radiation by aqueous suspension of cellulose anchored onto Pt/TiO₂ was investigated [26]. Immobilization of cellulose onto a Pt/TiO₂ photocatalyst and the presence of Pt were crucial for enhancing the conversion efficiency. Although, an increased ratio of immobilized cellulose reduced the rate of cellulose conversion, most likely due to the increased difficulty in oxidation of the small, soluble cellulose-degradation products by diffusion-limited OH radicals. The main products of cellulose degradation in this method were glucose, cellobiose, and formic acid. After seven cycles, the H₂ production yield was 80–90%, while the CO₂ production yield was 70–80%. The surface-bound cellulose in the whole process plays an important role as the sacrificial agent to boost the H₂ production yield.

2.3 Pd/TiO₂

Pt is the most efficient and effective co-catalyst for hydrogen generation when coupled to TiO₂ [27]. Due to the high cost and limited availability of Pt, Pd represents a viable alternative because of its lower cost and greater abundance than Pt [28]. Pd doped TiO₂ (Pd/TiO₂) has been actively investigated in photocatalysis especially for water splitting and biomass reforming [16, 28–32]. Luna et al. reported a high photocatalytic activity for H₂ generation using a TiO₂ surface modified with Pd nanoparticles prepared by radiolysis [28]. Radiolysis is a powerful technique to synthesize metal nanoparticles and control the morphology in solutions [31]. Three steps, (1) light absorption, (2) the charge-carrier dynamics, and (3) surface reactions, were mainly involved in this photocatalytic H₂ generation over Pd/TiO₂. In Fig. 3, atomic hydrogen (H·) is formed by the reduction reaction of H⁺ (Eq. 1) on the TiO₂ surface from water splitting or alcohol oxidation. Then, atomic hydrogen (2H·) combines to give molecular hydrogen or reacts with alcohol molecules on the Pd or Pd/TiO₂ surface (Eqs. 2, 3). The surface-bound Pd nanoparticles serve as catalytic sites to facilitate the enhanced H₂ evolution. In other words, the hydrogen production is mainly controlled by the surface-bound Pd nanoparticles.



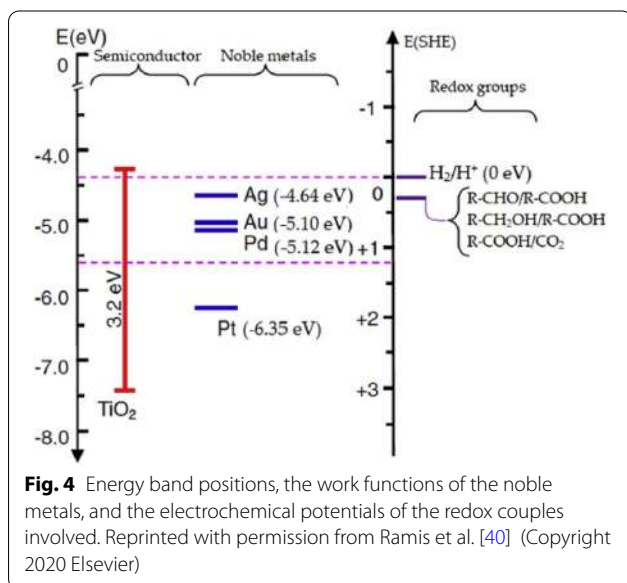
2.4 Au/TiO₂

The *in-situ* photodeposition of Au metal onto a TiO₂ surface has been explored for the photocatalytic hydrogen evolution from biomass solution [33–38]. For example, Gomathisankar et al. reported hydrogen evolution from glucose (representative biomass) performed with Au/TiO₂ photocatalysts [33]. Under illumination, photogenerated electrons in the TiO₂ drive the surface reduction of Au³⁺ ions to Au(0). Then, the Fermi levels of the interface of Au-TiO₂ are aligned. This process minimizes electron-hole recombination which facilitates photocatalytic hydrogen production. The holes are quenched by glucose molecules as sacrificial electron donors. Holes continuously react with H₂O and glucose to produce protons, hydroxyl radical species, CO, and CO₂. During this degradation process of glucose over Au/TiO₂, gluconic acid, glucaric acid, and arabitol were obtained. Interestingly, under visible light irradiation, the surface plasmon resonance (SPR) effect in the presence of Au metal results in an increase in the density of photo-excited electrons in the TiO₂. As a result, photocatalytic activity for hydrogen production under LED light illumination (365 nm lamp) increased by 203 times compared to the activity of bare TiO₂.

The Fu research group explored photocatalytic reforming of glucose over Au/TiO₂ photocatalyst under a 125 W high-pressure mercury lamp and observed hydrogen generation at a rate of 1.37 mmol h⁻¹ [39]. Interestingly,

under simulated solar light illumination, the hydrogen production yield increases to 5–6 mmol g⁻¹ h⁻¹ with high selectivity (>99.3%) for H₂ product by ethanol photoreforming on Au/TiO₂ solids prepared by the deposition–precipitation method [35]. On the basis of these results, pure H₂ can be generated from cheap biomass-derived feedstock such as ethanol. Similarly, Murdoch et al. reported photocatalytic H₂ production from ethanol using Au/TiO₂ [36]. Au was loaded on both the anatase and rutile TiO₂ nanoparticles. The rate of H₂ production from ethanol over Au on anatase TiO₂ nanoparticles was two orders of magnitude higher than that with Au on rutile TiO₂ nanoparticles due to the higher Fermi level of anatase resulting in greater electronic interaction with Au.

Ramis et al. studied the use of other noble metal co-catalysts on TiO₂ including Au [40]. TiO₂ with Pt and



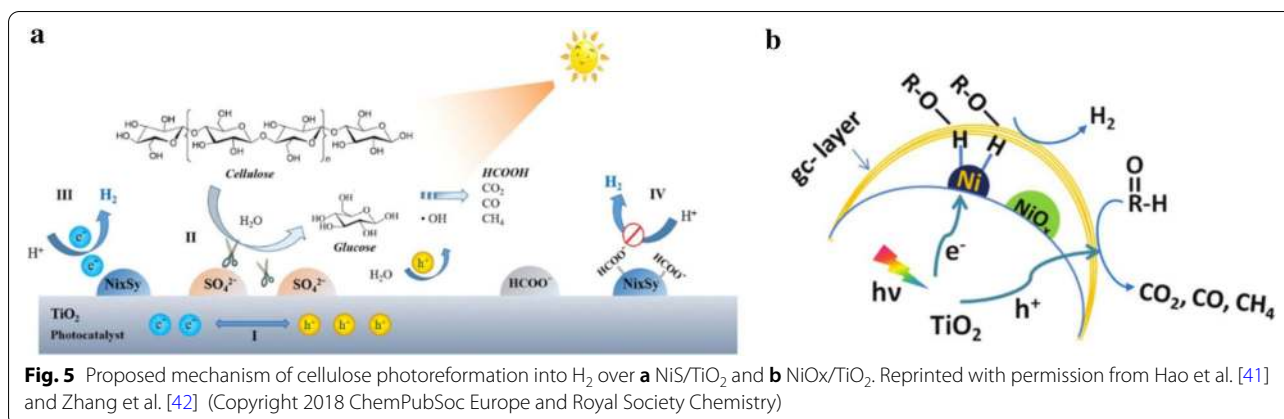
Pd exhibited a higher photocatalytic activity than that with Au. The metal work functions of Au, Pd, and Pt are 5.10, 5.12, and 6.35 eV, respectively (Fig. 4). The smaller Schottky barrier formed between TiO₂ and Au allows increasing rates of recombination for photogenerated electronic-hole pairs resulting in suppressed photocatalytic activity.

2.5 NiS/TiO₂

To avoid the use of expensive noble metal co-catalysts, Hao and co-workers reported a system with TiO₂ semiconductor particles modified with nickel sulfide and sulfate for the photocatalytic reformation of cellulose to hydrogen (Fig. 5a) [41]. Interestingly, the modification of TiO₂ with NiS (NiS/TiO₂) demonstrated a similar hydrogen production rate as compared to Pt/TiO₂. The coordination bound sulfate species assists in the dissolution of biomass and in the hydrolysis of cellulose; however, formate species were found to poison the catalyst through the occupation of active sites, with increasing effect as the reaction progressed. The desorption of formate can be controlled by the alkalinity of the system but at the sacrifice of the hydrogen production efficiency.

2.6 NiO_x/TiO₂

NiO_x/TiO₂ NP loaded with a graphite carbon layer was reported to produce 270 μmol h⁻¹ g⁻¹_{cat} of hydrogen at room temperature, although this rate increased to 4150 μmol h⁻¹ g⁻¹_{cat} when the reaction temperature was raised to 80 °C, purportedly due to the increased solubility of carbohydrate byproducts [42]. An interface of NiO_x with a graphitic overlayer was required to improve biomass photoreforming activity. Proton reduction occurs between the carbon layer and NiO_x/reduced Ni sites (Fig. 5b). The carbon layer served to weaken the O–H bond of the alcohol or saccharide substrate and reduced



Ni sites afforded a high rate of H₂ evolution from the NiO_x/TiO₂ surface.

2.7 SnO_x-RuO₂/TiO₂

Anatase TiO₂ grafted with single-site SnO_x and loaded with RuO₂ is reported as a photocatalyst for hydrogen evolution from various biomass species C_xH_yO_z [43]. The interfacial Ti(IV)–O–Sn(IV) for electron transfer and Ti(IV)–O–Ru(IV) for hole transfer linkages facilitate efficient charge separation, improving the production of hydrogen from water splitting which is optimized at 0.68 wt% RuO₂ and 0.24 wt% Sn species. The modification of TiO₂ with metal oxide co-catalysts plays an important role by enhancing the proton reduction reaction from the photocatalytic reforming of biomass-derived molecules.

2.8 CdS-based photocatalysts and cocatalyst loading

CdS nanomaterials are widely used as photosensitizers or photocatalysts because of their excellent photophysical properties such as a high molar extinction coefficient in the visible region [44]. Despite this property, high charge recombination followed by the photoexcited CdS can result in limited use as a photocatalyst for H₂ evolution from biomass and biomass-derived substrates [45].

2.8.1 Au/CdS Nanorods

Wang and co-workers reported Au³⁺ doped on the surface of CdS nanorods (Au/CdS-NRs) to solve this fundamental issue of high charge recombination [8]. 1 D CdS-NRs have unique properties including high photon absorption cross-sections and optical gain lifetimes and relatively strong permanent electric dipoles compared to spherical nanocrystals of CdS [46]. As shown in Fig. 6, Au³⁺ can be easily reduced to Au⁰ by the photogenerated electrons from photoexcitation of Au/CdS compared to

the reduction of H⁺ to H₂ [8, 47]. These self-reduced Au nanoparticles can increase the charge transfer leading to better separation of electron–hole pairs. Upon photoexcited electron transfer, the holes are left on the valence band of CdS nanorods. These resulting holes can oxidize glucose. Therefore, self-reduction of Au can suppress the charge recombination process resulting in the enhanced photocatalytic efficiency for H₂ evolution from oxidized glucose under visible light illumination. This work inspired a pathway to construct heterojunction photocatalysts for the H₂ evolution from biomass.

2.8.2 Ni/CdS nanosheets

Minimizing charge recombination of excited electrons and holes within the light absorbing semiconductor, especially for CdS, is critical to enhancing H₂ yield from biomass because this process competes with proton reduction to H₂. General strategies employed to avoid recombination include the use of sacrificial electron donors; however, these strategies can reduce the oxidizing capability of the excited holes. Instead of utilizing sacrificial agents as hole scavengers, CdS nanosheets loaded with nickel co-catalyst (CdS/Ni) can suppress charge recombination and drive organic transformation resulting in H₂ production and the formation of value-added chemicals from biomass conversion [6]. As shown in Fig. 7a, Ni was deposited to ultrathin CdS nanosheets. Then, the biomass-derived intermediate compound, 5-hydroxymethylfurfural, HMF, was converted to value-added bioproducts (e.g., 2,5-diformylfuran, DFF) and H₂ under a photocatalytic Ni/CdS system in aquatic media with a blue LED (450 nm, 8 W) (Fig. 7b). Photo-formed holes were theorized to migrate to the nickel oxide sites after excitation, suppressing electron–hole pair recombination while also charging these sites for biomass oxidation. HMF preferentially absorbs to the Ni sites, leading

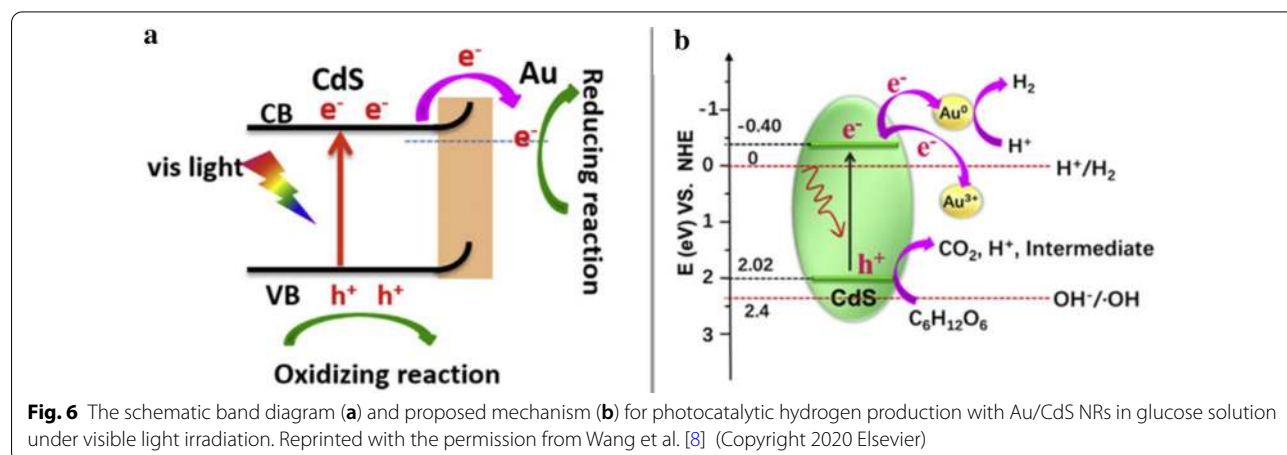
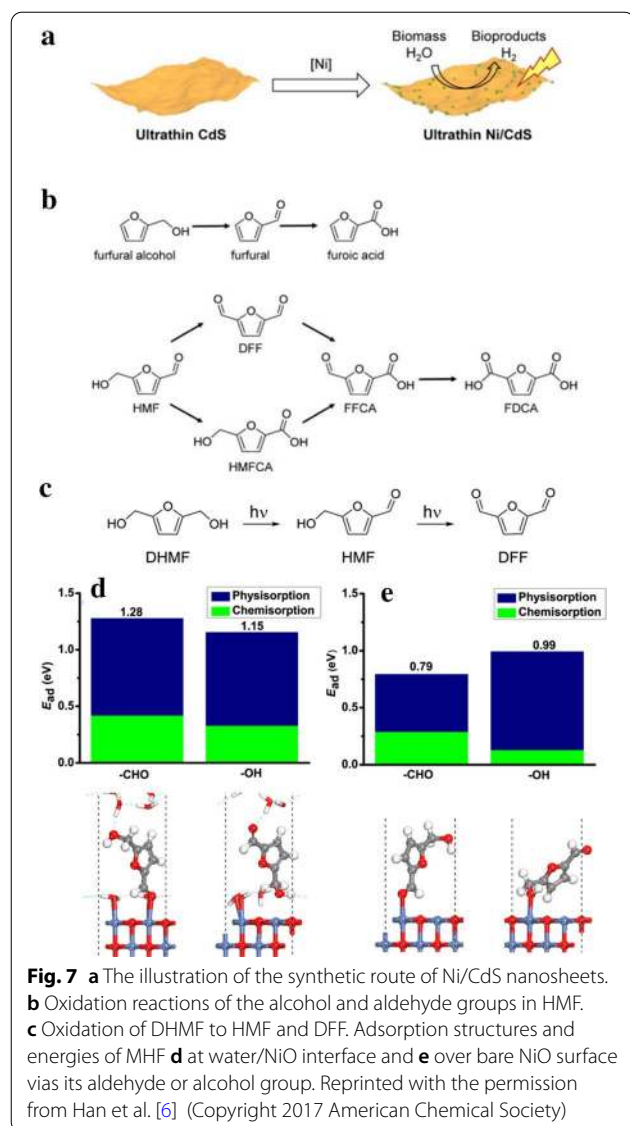
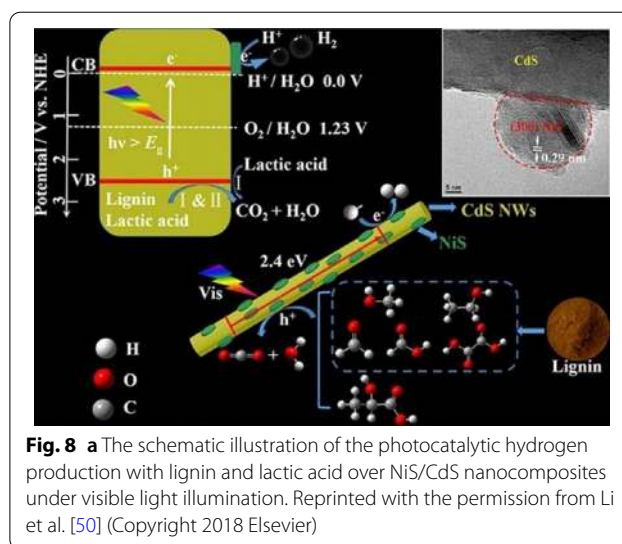


Fig. 6 The schematic band diagram (a) and proposed mechanism (b) for photocatalytic hydrogen production with Au/CdS NRs in glucose solution under visible light irradiation. Reprinted with the permission from Wang et al. [8] (Copyright 2020 Elsevier)



to the photocatalytic reaction at the interface. Moreover, the oxidative photocatalytic conversion of HMF to DFF (biomass intermediate) was investigated as shown in Fig. 7c. Interestingly, this oxidation of HMF containing one alcohol and aldehyde moiety exhibited a lower conversion than the oxidation of furfural alcohol (with monoalcohol group). According to theoretical computation calculations, the aldehyde moiety in HMF prefers to vertically adsorb atop the water/Ni site and binds more strongly than the alcohol group in HMF (Fig. 7d). As a result, the alcohol group is far away from the NiO surface, which disfavors alcohol oxidation. Therefore, during the photocatalysis reaction, slow oxidation from HMF to DFF occurs under neutral water conditions. It is interesting to note that HMF prefers to be bound to NiO surface



via its alcohol moiety rather than aldehyde once in the absence of water (Fig. 7e).

2.8.3 NiS/CdS

Nickel sulfide (NiS) as a p-type semiconductor has been used for photocatalytic H₂ production when incorporated with TiO₂ or g-C₃N₄ [48–50]. Li and co-workers reported one-dimensional NiS/CdS nanostructures for visible light-driven H₂ evolution from lignocellulose biomass, lactic acid, and lignin [50]. The presence of the NiS can enhance charge separation and charge transfer at the interfaces between CdS and NiS. Moreover, lactic acid and lignin were used as the hole scavengers that led to efficient charge separation in CdS. Thus, the photocatalytic hydrogen production yield with the NiS/CdS nanocomposites from lignin and lactic acid was substantially increased compared to CdS.

The proposed mechanism of photocatalytic H₂ production is shown in Fig. 8. The conduction band (CB) of surface-attached NiS is less than that of CdS. Upon the photoexcited CdS, the resulting photogenerated electrons can be injected into the CB of NiS. Then, the activated NiS strongly attracts H⁺ in the solution due to the unsaturated sulfide ions of NiS. This strong affinity for H⁺ can boost the photocatalytic reduction of H⁺ to H₂. The photoinduced holes of CdS can be oxidized by lactic acid and/or lignin as the hole scavengers. This consumption of holes in the valence band of CdS facilitates the minimization of charge recombination of the electron and hole; this resulted in the suppression of photocorrosion of CdS in the solution and ultimately improved the photocatalytic H₂ production rate.

2.8.4 Carbon aerogels/CdS and regenerated cellulose/CdS

With renewable seaweed-derived carrageenan as the source of carbon and sulfur for CdS@Carbon Aerogels (CA/CdS), the hydrogen evolution rate was found to be $113.5 \mu\text{mol h}^{-1} \text{g}_{\text{cat}}^{-1}$ with optimized carbon content for rapid photoelectron transfer and suppression of charge recombination [51]. Carrageenan was chosen for the carbon and sulfur donor for the preparation of CA/CdS. Regenerated cellulose films embedded with CdS NP in $\text{Na}_2\text{S-Na}_2\text{SO}_3$ under visible light, in comparison with regular CdS, were proven to have improved radiative absorption in the 250–800 nm wavelength range and demonstrated increased photostability when compared to bare CdS nanoparticles. When loaded with Pt, the hydrogen production amounted to $1.323 \text{ mmol h}^{-1} \text{g}_{\text{cat}}^{-1}$ [52]. Interstitial P-doping of $\text{Zn}_x\text{Cd}_{1-x}\text{S}$ to promote S-vacancies resulted in an H_2 production rate of $419 \mu\text{mol h}^{-1} \text{g}_{\text{cat}}^{-1}$, and its photocatalytic activity was explained by long-lived charge carriers and the increased formation of photo-hole pairs from the doping [50].

3 Metal-free based photocatalysis

In pursuit of more green and sustainable chemistry for the generation of H_2 from biomass, a variety of metal-free photocatalysts such as poly(p-phenylene), graphitic carbon nitride, boron carbides, and graphite oxide have been widely developed [53–58]. For example, graphitic carbon nitride ($\text{g-C}_3\text{N}_4$) was first explored for hydrogen production under visible light [59]. However, $\text{g-C}_3\text{N}_4$ has demonstrated limited photocatalytic efficiency on its own, due to low surface area, limited light absorption, and high rate of charge recombination [60]. In order to overcome these deficiencies through inorganic heteroatom doping without utilizing chemicals that compete with food, Jiang et al. realized a high-value application of crude bio-oil that circumvents expensive and industrially-infeasible preparation or upgrading, by doping $\text{g-C}_3\text{N}_4$ with non-purified bio-oil produced from pyrolyzed pine sawdust [61]. Insertion of C–O functional groups on the surface of the $\text{g-C}_3\text{N}_4$ through solvothermal treatment was observed by X-ray photoelectron spectroscopy to lower the conduction band for improved hole-separation and hydrogen reduction. A maximal hydrogen evolution rate of $1654 \mu\text{mol h}^{-1} \text{g}_{\text{cat}}^{-1}$ was achieved by solvothermal treatment at 180°C with 1:1 weight ratio of bio-oil to $\text{g-C}_3\text{N}_4$.

Aqueous room-temperature photoreforming of α -cellulose via cyanamide-functionalized carbon nitride, $^{\text{NCN}}\text{CN}_x$, to H_2 generation was optimized through addition of a molecular bis(diphosphine) Ni proton reduction co-catalyst to $^{\text{NCN}}\text{CN}_x$. Under AM 1.5G irradiation, an H_2 production yield of $2.62 \mu\text{mol}$ was achieved, with alkaline conditions allowing for optimal hydrogen production

yields [4]. This was largely attributed to the ability of the functionalized cyanamide surface to transfer photoformed holes to electron donating substrates. This system was utilized furthermore on xylan and lignin and their respective moieties, where it was found that the limiting factor in hydrogen evolution was the presence or formation of smaller substrate molecules able to proceed to the surface of the catalyst to quench photoformed holes for hydrogen production. With sawdust as a raw biomass feed, $202 \mu\text{mol h}^{-1} \text{g}_{\text{cat}}^{-1}$ of H_2 was achieved. However, the proton reduction co-catalyst lacks structural stability and was demonstrated to degrade after 24 h, allowing other co-catalysts with slower kinetics to produce much greater amounts of hydrogen, outperforming even after 12 days.

Metal-free electrodes for hydrogen evolution by water splitting can be developed from biomass that would otherwise be utilized inefficiently as fossil fuels or consumed by pyrolysis. For hydrogen production, recent work reports the use of biomass products (e.g. char) as a metal-free carbon-based electrode pellets formed without binders that sacrificially decompose, and whose electrochemical performance can be modified through surface enhancement or exchange of electrolyte identity [62]. For example, Ding et al. doped the carbon-based electrode with nitrogen and demonstrated increased stability and similar resistivity as non-doped carbon-based electrodes [62]. Research such as this invokes a call for chemical modification in light of solar-driven hydrogen evolution as a system that ideally incorporates as much biomass as possible.

4 Biomass-derived substrates

Photocatalytic water splitting to obtain hydrogen gas using low-energy ambient reaction conditions and solar radiation as the only energy input will contribute to the realization of future low-cost, environmentally-conscious fuels. As an alternative to water, biomass offers another possible source of electrons and protons for the photochemical formation of hydrogen, with the added possibility of forming value added organic products, depending on the anodic chemistry coupled to the cathodic H_2 generation [5, 16, 18]. Effective photochemical biomass-to-hydrogen processes relying on solar energy inputs could valorize biomass feedstocks currently viewed as waste products, such as pulp generated during paper processing. Moreover, the possibility that this photochemical approach could also enable the production of low molecular weight aromatic products from the biomass stream concomitant with H_2 production could offer another economic advantage [2]. The targeted and currently unused biomass sources, such as raw lignocellulosic biomass, do present difficulties such as limited solubility and chemical

inertness [63]. These can be overcome with pre-processing methods, such as acid hydrolysis or ball-milling, but with added cost in the form of higher energy input needed for the overall reaction [64]. It must be noted that nutritionally relevant substrates (e.g. starch) whose use would compete with the food industry are not considered valid as a biomass source for H₂ production. This section will review the range of raw biomass and biomass-derived substrates that do represent viable sources for the photocatalytic production of hydrogen gas. The consideration will go in order of molecular size, starting with monomeric substrates such as alcohols, aldehydes, carboxylic acids, and glucose, then moving onto saccharides and ending with raw lignocellulosic biomass itself. Reported efficiencies for the photocatalytic reaction and hydrogen yields will be considered, along with the difficulties or benefits of a given substrate type.

4.1 Monomeric substrates

A myriad of monomeric waste products from industrial biomass processing could serve as feedstock for H₂ production, including methanol from syngas production, ethanol from sugar fermentation, and glycerol from biofuel production [22, 65, 66]. However, it may be the case that some of these sources of industrial production are not relevant to the future of green chemistry. Ideal biomass-derived substrates for hydrogen production are those that are produced from industrial processes that are not energy intensive or based on fossil fuels. The most promising are categorized by functional groups of monomeric substrates including alcohols, acetaldehydes, amines, and carboxylic acids. Important metrics for the photocatalytic hydrogen evolution from these monomeric substrates in the presence of visible light are summarized in Table 1 and discussed in detail, along with molecules of the same functional groups that have research relevance as model compounds for mechanistic studies or test substrates. Indeed, many of these molecules will be transiently formed in the photo-reformation of higher-order oxygenates or polymeric substances, and thus conducting research of their action in hydrogen evolution aids in the understanding of overall biomass photo-reformation.

4.1.1 Alcohols

Methanol can be formed by the syngas process, but the energy intensive nature of this approach, and its general reliance on fossil fuels as a source of carbon, make this an unattractive source of methanol as part of a green-energy future [81]. Fermentation generates ethanol from biomass derived sugars [82], but the importance of ethanol as a fuel and the relevance of this process and the sugar sources to the food industry make this an unreasonable

feedstock for the production of H₂ [83]. However, the mechanistic studies using these alcohols for hydrogen evolution can provide important information on catalyst activity. Methanol in particular has been studied extensively in this regard [27, 32, 58, 84, 85].

The photo-reformation mechanism of methanol to H₂ and CO₂ observed using Pt/TiO₂ or Au/TiO₂ surfaces features cyclic adsorption and desorption processes for each reduction and subsequent oxidation step proceeding from methanol → formaldehyde → formic acid → H₂ and CO₂, as resolved by limiting the irradiation time and sampling the resulting solution [86]. However, CO has also been found in the reaction solution along with CH₄, with decreasing concentrations when shifting from UV to visible irradiation [86]. CO can act to poison Pt islands on TiO₂ catalysts [23], especially at low loading concentrations. It has been rationalized that CO absorption onto Pt/TiO₂ photocatalysts induces oxygen vacancies that deactivate the noble metal active sites. Thus, an optimized loading weight of 1 wt% noble metal onto the semiconducting material has been found for methanol photo-reforming [84]. It is generally accepted that the methanol photo-reformation pathway occurs in the consolidated mechanism demonstrated in Fig. 9, though more emphasis on the composition of the reaction mixture during experimentation would help clarify this mechanism. Studies in this field tend to focus on hydrogen evolution enhancement and not on compositional analysis, but better analysis of the resulting composition of the reaction mixtures would aid elucidation of the mechanism for a given catalyst.

Ethanol generation is a well-founded source of biofuels through hydrolysis of lignocellulosic biomass [87]. Studying it as a substrate for photochemical hydrogen production is important as it is a model of the primary alcohol groups found in biomass. Dehydrogenation of ethanol produces stoichiometric equivalents of hydrogen gas and acetaldehyde, rationalized through a two-electron transfer step using Au/TiO₂ as the photocatalyst. However, the expected subsequent oxidation step is hindered by inadequate adsorption of the acetaldehyde onto the photocatalyst surface; instead, side-reactions producing the hemiacetal 1-ethoxyethanol have been observed [35]. The presence of another carbon atom increases the complexity and diversity of photo-reforming pathways of the alcohol.

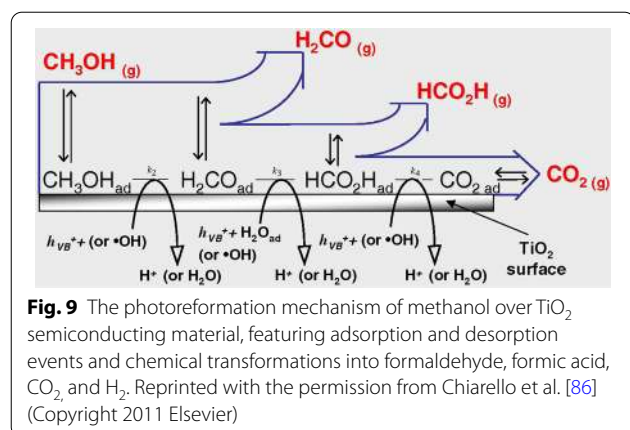
The complete photo-reformation of ethanol into hydrogen and carbon dioxide gas proceeds with hydrogen gas first formed in the reaction sequence following dehydrogenation to give acetaldehyde [88]. Carbon dioxide subsequently forms during the proceeding oxidation steps. Side reactions include the formation of C–C bonds by the 1-hydroxyethyl radical species produced following the

Table 1 Photocatalytic hydrogen production from monomeric substrates using visible light sources

Photocatalyst	Substrate	Power intensity mWcm ⁻²	Production rates mmol h ⁻¹ g _{cat} ⁻¹	Refs.
Pt/TiO ₂ /SiO ₂	MeOH/H ₂ O	100 (AM 1.5G)	497	Han et al. 2015 [22]
Au/TiO ₂	MeOH/H ₂ O	– (Solar Simulator)	1.4–7.0	Serra et al. 2015 [38]
Au/TiO ₂	EtOH	100 (Solar Simulator)	5–6	Puga et al. 2014 [35]
CuO _x /TiO ₂	EtOH	100 (Solar Simulator equipped with 150 W Xe lamp)	– (4 mg h ⁻¹ g ⁻¹ cat)	Ampelli et al. 2013 [67]
Fe ₂ O ₃	EtOH	– (Solar Simulator)	– (20 mmol h ⁻¹ m ⁻²)	Carraro et al. 2014 [68]
Ag/Fe ₂ O ₃	EtOH	– (Solar Simulator)	– (24.0 mmol h ⁻¹ m ⁻²)	Carraro et al. 2014 [68]
Au/Fe ₂ O ₃	EtOH	– (Solar Simulator)	– (45.0 mmol h ⁻¹ m ⁻²)	Carraro et al. 2014 [68]
Pt/TiO ₂ -nanotubes	EtOH	– (Low-power solar lamp, 60 W tungsten)	– (37.1 μmol h ⁻¹ cm ⁻²)	Ampelli et al. 2010 [69]
Cu ₂ O/TiO ₂ -nanorods	Glycerol	– (Natural sunlight)	50.339	Kumar et al. 2015 [70]
TiO ₂ -nanorods	Glycerol	– (Natural sunlight)	2.95	Kumar et al. 2015 [70]
CuO/TiO ₂ -nanotubes	Glycerol	– (Natural sunlight)	99.823	Kumar et al. 2013 [71]
ZnO/ZnS-nanorods	Glycerol	– (500 W Xe)	0.3884	Sang et al. 2012 [72]
Cu ₂ O-microcrystals	Formaldehyde	50 (Xe > 420 nm)	– (82.2 μmol in 3 h)	Gao et al. 2015 [73]
Pt@ZnIn ₂ S ₄ /RGO/BiVO ₄ (Z-scheme)	Formaldehyde	–	1.687	Zhu et al. 2019 [74]
Ir-Bpy-ENT (Iridium-based bipyridine- and ethenyl-incorporated bifunc- tional organosilica nanotubes)	Formaldehyde	– (Vis > 420 nm)	– (14.9 mL in 5 h)	Zhang et al. 2018 [75]
Cu/TiO ₂	Acetic acid	100 (AM 1.5 G)	0.036	Imizcoz et al. 2019 [76]
NiS/CdS	Lactic acid (with lignin)	– (300 W Xe ≥ 400 nm)	1.5124	Li et al. 2018 [50]
Pt/Holey carbon nitride-N-acetylleth- anolamine (HCN-NEA)	Triethanolamine	– (300 W Xe)	22.043	Liu et al. 2020 [77]
Poly(3-hexylthiophene)/g-C ₃ N ₄	Ascorbic acid	334.8 (300 W Xe ≥ 500 nm)	– (3.045 μmol h ⁻¹)	Zhang et al. 2015 [78]
Poly(3-hexylthiophene)/g-C ₃ N ₄	Ethylenediamine tetra-acetic acid	6.3 (300 W Xe ≥ 420 nm)	0.044	Zhang et al. 2015 [78]
Poly(3-hexylthiophene)/g-C ₃ N ₄	Triethanolamine	6.3 (300 W Xe ≥ 500 nm)	– (0.104 μmol h ⁻¹)	Zhang et al. 2015 [78]
Pt/C ₃ N ₄ -TiO ₂	Triethanolamine	– (250 W visible light source)	1.042	Alcudia-Ramos et al. 2020 [79]
Mn-MOF@Au	Triethylamine	– (2.02 W white LED)	0.6	Luo et al. 2018 [80]

first single-electron transfer to the catalyst. Controlling the relative surface area of the TiO₂ in the Pt/TiO₂ construct can suppress this reaction [89]. This was rationalized by higher TiO₂ surface areas promoting adsorption

of substrate intermediates, increasing the likelihood of oxidation reactions as opposed to radical coupling interactions. From these and other observations, Bahruji et al. determined that the ability to photo-reform a variety



of alcohols, C_xH_yOH, using a Pd/TiO₂ photocatalyst to hydrogen and hydrocarbon C_{x-1} products depended on a set of general rules: (1) the availability of hydrogen on the C_α-OH, (2) the presence of alkyl groups attached to the alcohol, (3) the presence of methylene groups between alcohol functional groups, and (4) the relative strength of the alpha C-C bond [90].

Glycerol as a biomass product is the most relevant alcohol of study due to its major production in biofuel industry [91]. Although methanol and ethanol facilitate research progress in this field, glycerol is a current biomass waste product with low market value and thus is an ideal candidate for chemical valorization. Moreover, it sits in the sweet-spot of a higher-order oxygenate without structural complexity and can bridge the development of photocatalytic systems for more complex biomass substrate. Isotopic experiments similar to those described for methanol were performed with glycerol resulting on the contrary observation that the proton source with this polyol is actually from its three-fold hydroxyl groups instead of water [92]. Photo-oxidation (4) and photo-reforming reactions (5) of glycerol have been investigated using irradiated Pt/TiO₂ (Fig. 10) [93]. Initial photooxidation steps involve the hydrogenolysis of glycerol to propylene glycol and dehydration of glycerol to glyceraldehyde. Then, subsequent reactions such as dehydration, dehydrogenation, and decarbonylation allow the formation of various reaction intermediates including acetaldehyde, ethanol, acetol, and methanol. In the above reactions, hydrogen and CO are readily oxidized by photogenerated oxidant species to H₂O and CO₂ under the gas-phase O₂ atmosphere. However, during the photo-reforming reaction process, hydrogen is produced in the gas phase followed by desorbing hydrogen from the irradiated photocatalyst surface.



Over a Cu/TiO₂ photocatalyst, the production of hydrogen has been investigated with intermediate formation of acetone, acetaldehyde, and formic acid by reforming glycerol [94, 95]. The complexity of the resulting reaction mixture composition has generated questions about whether polyols or monoalcohols are more efficient in photocatalytic hydrogen evolution and whether the structural isolation or adjacency of the polyol hydroxyl groups have an effect on the efficiency. It has been reported that hydroxyl groups separated by aliphatic segments tend to yield alkane products, while the grouping of hydroxyl groups within a compound (as is found in higher oxygenated biomass-derived substrate) are indeed more efficient in the photocatalytic hydrogen evolution reaction at low concentrations. A study of Ni and Au augmented TiO₂ photocatalysts suggested that the polarity and oxidation potential of different alcoholic substrates are directly related to the achievable hydrogen production rates [96]. Other reports however have shown that the reaction kinetics depend on the entire photocatalytic set up not just the identity of the alcohol substrate [85]. These results call for further research in order to provide a more definite conclusion on alcohol photoreactivity within a system developed for hydrogen evolution.

4.1.2 Aldehydes

Aldehydes are common intermediates formed during biomass reformation, and formaldehyde as the simplest aldehyde represents a key substrate for use in understanding the photo-reformation pathways of this class of molecules. One equivalent each of formaldehyde and water can be photochemically reformed to give two equivalents of molecular hydrogen and one of carbon dioxide. This process typically involves the initial oxidation of formaldehyde and reaction with water to give formic acid and the subsequent reduction of the H⁺ equivalents H₂. It has recently been demonstrated in a Z scheme ZnIn₂S₄/RGO/BiVO₄ system for hydrogen evolution that the capacity for aldehydes, and in particular formaldehyde with the fewest carbon atoms, to form enol anions allows them to be efficient hole-trapping substrates in comparison to alcohols and organic acids [74]. However, formaldehyde-based photocatalytic systems outside of that particular scheme are largely reported to have one- or two-fold lower hydrogen yield than alcohol-based systems [97]. High photochemical hydrogen gas production rates have been reported using formaldehyde as reductant with solitary simple oxides such as Cu₂O microcrystals [73]. Such an observation can be

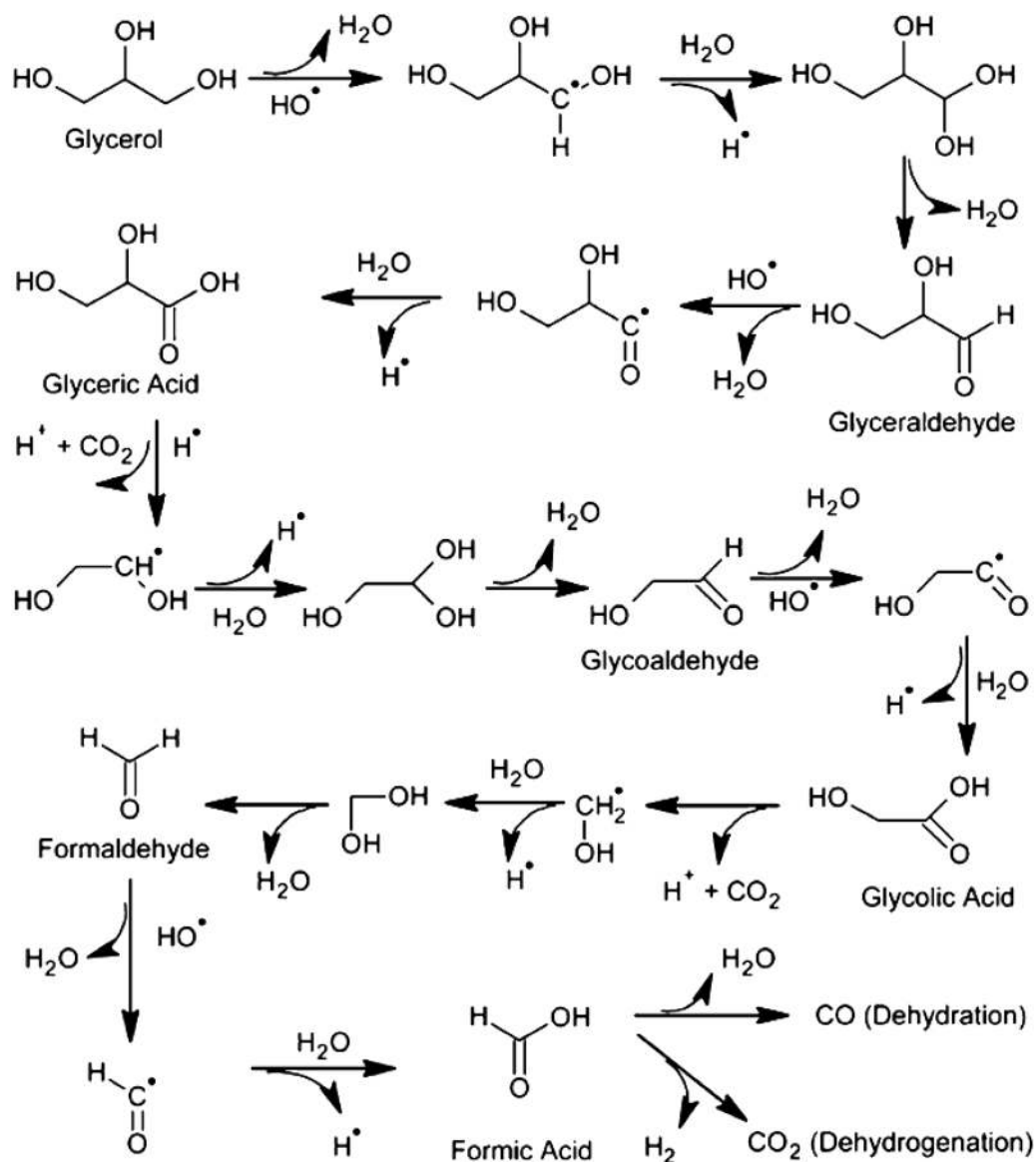


Fig. 10 Photoreformation pathway for hydrogen production from glycerol biomass derivative. Reprinted with the permission from Puga et al. [5] (Copyright 2016 Elsevier)

rationalized by a unique adsorption characteristic of formaldehyde onto the surface of the photocatalyst which promotes the oxidation half-reaction [73, 98]. Acetaldehyde, mentioned as an intermediate in the ethanol photo-reformation pathway above, gives similar lower reaction yields as found for formaldehyde in comparison to alcohols [99]. In this case stable adsorption onto the photocatalyst surface by the carboxyl groups present might also play a role but, under the reaction conditions, by decreasing the interaction of the surface-bound aldehyde with radical species in solution. The same trend was observed with glycerinaldehyde, an intermediate in

the photo-reformation of glycerol [97]. More recently, a molecular based photocatalyst system was demonstrated to evolve 14.9 mL of hydrogen using an aldehyde substrate (with 100% of the gas collected being hydrogen itself) over an ethenyl-bridged organosilica nanotubes containing bipyridine ligands metalated with iridium (Ir-BPy-ENT) photocatalyst [75].

4.1.3 Amines

Recently, amines have been given attention as a potential biomass-derived substrate, specifically trimethylamine (TMA), triethylamine (TEA), triethanolamine (TEOA),

and ethylenediamine tetraacetic acid (EDTA) [78, 80, 100]. A polymer–polymer surface heterojunction catalyst compared TEOA and EDTA in the same photocatalytic experimental parameters and found that the former outperformed the latter with double the hydrogen yield (104 to 44 $\mu\text{mol/h}$, respectively) [78]. This difference was rationalized not by the oxidation potentials of the substrates, but rather due to the oxidative mechanisms allowed and ultimately determined by the relationship between the polymer (e.g., poly(3-hexylthiophene))-liganded $g\text{-C}_3\text{N}_4$ photocatalyst. Luo et. al. reported a hydrogen production rate of 600 $\mu\text{mol h}^{-1} \text{g}_{\text{cat}}^{-1}$ was achieved over a Mn-MOF@Au photocatalyst using an aqueous triethyl-amine (TEA) containing solution as the source of electron [80]. In addition, work performed with TEOA over TiO_2 and C_3N_4 revealed that this substrate was more photoactive on TiO_2 , suggesting that the photomechanism proceeds via the electron density located on the N atom of the amine group [100], although more details of the mechanistic pathways have not been investigated. When TEOA is used as a sacrificial hole scavenger over an N-acetyethanol-amine modified carbon nitride photocatalyst, a remarkable hydrogen evolution rate of 22,043 $\mu\text{mol h}^{-1} \text{g}_{\text{cat}}^{-1}$ is achieved [77], which far exceeds a similar unmodified $g\text{-C}_3\text{N}_4/\text{TiO}_2$ photocatalyst which achieved 1041 $\mu\text{mol h}^{-1} \text{g}_{\text{cat}}^{-1}$ by comparison [79].

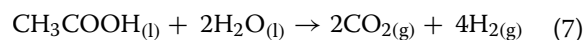
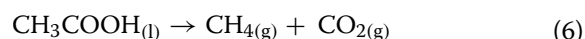
4.1.4 Carboxylic acids

In addition to the formation of carboxylic acids in the photoreforming of biomass, this moiety can also be produced by the industrial fermentation of saccharides [82]. A major component of lignocellulosic biomass, hemicellulose, is rich in ester-containing moieties that are comprised of monomeric carboxylic acid compounds. During photoreformation, carboxylic acid substrates are able to bind tightly to their metal-oxide catalyst counterparts (e.g. TiO_2) through hydroxyl and carbonyl functional groups [101, 102], which can have mixed results relating to the production of hydrogen.

Lactic, acetic, and formic acid are the principally studied biomass-derived carboxylic acid substrates due to their formation during biomass-processing such as fermentation [82]. The selective use of photocatalyst materials can determine whether these compounds evolve via dehydrogenation of the hydroxyl group or decarboxylation of the carbonyl group. For example, with platinum as co-catalyst, CdS was demonstrated to carry out the dehydrogenation of lactic acid with minor CO_2 generation, while TiO_2 preferred the decarboxylation step; this was realized by the CdS formation of pyruvic acid, and the TiO_2 formation of acetaldehyde, acetic acid, ethanol, and primarily CO_2 [103]. The difference in selectivity has been rationalized by the potential difference in

band energy positions and surface adsorption modes. It is clear that, despite the greater efficiency of CdS photoreformation, TiO_2 would be preferred for complete photoreformation of carboxylic acid substrates due to its ability to react with subsequently produced photo-substrates. Recently, a new photocatalyst $\text{CdS@g-C}_3\text{N}_4$ was able to convert lactic acid into H_2 at a maximum rate of 19.88 $\text{mmol h}^{-1} \text{g}_{\text{cat}}^{-1}$ without the use of noble metal catalyst [104]. It was found that efficient charge separation was determined not by morphology of the semiconductor, but rather of the sulfur vacancies introduced by the graphitic carbon nitride. By increasing the sulfur vacancies of different variants of the $\text{CdS@g-C}_3\text{N}_4$ photocatalysts, the high hydrogen production rate was demonstrated.

Recently, a method of favoring the photoreformation pathway over the decarboxylation pathway into CH_4 was demonstrated over Cu/TiO_2 catalyst by controlling the oxidation state of Cu islands on the photocatalyst [76]. Over the duration of uncontrolled photoreformation of acetic acid, these islands became oxidized to CuO , which favors decarboxylation as opposed to H_2 production (Eqs. 6, 7). By in situ photodeposition of the Cu into the reaction mixture after solar reformation, the H_2/CH_4 ratio was increased two-fold, and the retention of surface copper reduction sites $\text{Cu}(0)$ improved.



In addition, formic acid as a substrate has been demonstrated to decompose into CO as well as CO_2 and H_2 by chalcogenides or under UV-rich light, requiring greater judicious efforts when selecting a Pt/CdS photocatalyst for a system in which CO is not readily able to be abstracted or is detrimental to the photoreactive system [105]. Moreover, a recent study that investigated formic acid and methanol as sacrificial electron donors in hydrogen evolving water-splitting photocatalysis over several metals (Au, Cu, Pt, Co, Ru, Pd)@ TiO_2 semiconductors found that, although formic acid outperformed methanol for the production of hydrogen in five of the seven photocatalytic systems (up to 22.8 $\text{mmol h}^{-1} \text{g}_{\text{cat}}^{-1}$ over Au@ TiO_2), that these improved rates were negligible at low concentrations of substrate (1%) [37]. Interestingly, the authors suggested that the use of sacrificial electron donors to improve the hydrogen production rates of photocatalytic water splitting should be considered carefully, as their improvement of the reaction varies greatly with reaction conditions such as pH and type of photocatalytic materials used. Beyond their use for mechanistic studies, sacrificial donors should be avoided unless sourced from

waste streams as these same chemicals often have commercial or industrial value. An example of a potential source of sacrificial donor stream is the used dairy and brewery waste effluent in the photocatalytic experiments of Speltini et al., whose results are demonstrated shown in Table 2 [106].

4.2 Saccharides

The formation of mono-, di-, and polysaccharides when photocatalyzing raw biomass makes saccharide-based studies widely applicable to other biomass systems of photocatalysis [8, 77, 107, 108]. Photocatalytic hydrogen production from saccharides under visible light illumination is summarized in Table 2. When comparing groups of saccharides, it is found that an increase in structural complexity leads to a decrease in hydrogen evolution. For example, over carbon nanotube modified Pt/TiO₂, decreasing hydrogen evolution was found

in order of arabinose > glucose > fructose > cellobiose as substrates [109]. Recently, a polymeric carbon nitride formed from curly-like carbon nitride nanosheets with in-plane surface dyadic heterostructure was proven an efficient hydrogen generation catalyst for the conversion of a variety of saccharides, including mono- and disaccharides, hemicellulose, and cellulose [77]. Regardless of photocatalytic material, the solubility of the saccharide determined its ability as a photocatalytic substrate in hydrogen evolving aqueous mixtures [63]. By obtaining saccharide-sources that are already solubilized into waste streams from dairy and brewery effluents, Speltini et al. demonstrated efficient conversion into hydrogen over four separate photocatalytic systems, with the brewery effluent over Pt/TiO₂ achieving as much as 286 μmol h⁻¹ g_{cat}⁻¹ [106].

Table 2 Photocatalytic hydrogen production from saccharides using visible light sources

Photocatalyst	Saccharides	Power intensity mW cm ⁻²	Production rates mmol h ⁻¹ g _{cat} ⁻¹	Refs.
Pt/TiO ₂	Glucose	300 (Solar simulator)	2.4	Kondarides et al. 2010 [107]
Pt/Holey carbon nitride- N-acetyethanolamine (HCN-NEA)	Glucose	– (300 W Xe > 420 nm)	5.5808	Liu et al. 2020 [77]
Au/CdS-nanorods	Glucose	– (300 W Xe > 400 nm)	0.09	Wang et al. 2020 [8]
Pt/TiO ₂	Galactose	– (450 W Xe)	– (ca. 5.5 μmol min ⁻¹)	Kondarides et al. 2008 [9]
HCN-NEA	Galactose	– (300 W Xe > 420 nm)	– (156.3 μmol h ⁻¹)	Liu et al. 2020 [77]
Pt/TiO ₂	Mannose	300 (Xe solar)	1.725	Kondarides et al. 2010 [107]
Pt/TiO ₂	Ribose	300 (Xe solar)	2.175	Kondarides et al. 2010 [107]
Pt/TiO ₂	Lactose	– (450 W Xe)	– (4 μmol min ⁻¹)	Kondarides et al. 2010 [107]
HCN-NEA	Cellobiose	– (300 W Xe > 420 nm)	– (75.6 μmol h ⁻¹)	Liu et al. 2020 [77]
Pt/TiO ₂	Cellulose	– (Natural Sunlight)	– (33 μmol over 4 h)	Speltini et al. 2014 [17]
TiO ₂ /NiO _x @C _g	Cellulose	– (500 W Xe)	0.27	Zhang et al. 2018 [42]
Pt/TiO ₂	Brewery/Dairy effluent	50 (Solar Simulator)	ca. 0.286/ca. 0.00	Speltini et al. 2019 [106]
Cu-Ni/TiO ₂	Brewery/Dairy effluent	50 (Solar Simulator)	ca. 0.150/ca. 0.080	Speltini et al. 2019 [106]
Cu-Ni/o-g-C ₃ N ₄	Brewery/Dairy effluent	50 (Solar Simulator)	ca. 0.040/ca. 0.035	Speltini et al. 2019 [106]
Pt/o-g-C ₃ N ₄	Brewery/Dairy effluent	50 (Solar Simulator)	ca. 0.120/ca. 0.110	Speltini et al. 2019 [106]

4.2.1 Glucose

Glucose as a model biomass-derived substrate has been extensively studied for photocatalytic production of hydrogen gas due to its prevalence in biological systems and higher-order biomass structure [8, 39, 108]. The smaller molecular size and increased presence of abstractable hydrogens confer greater solubility, and glucose generally shows increased activity compared to higher-order saccharides in identical systems [77]. For example, different noble-metal-loaded TiO₂ photocatalysts were used to generate hydrogen gas economically and effectively from glucose [39]. Other monosaccharides have been studied—including hexoses (fructose, galactose, and mannose) and pentoses (xylose, arabinose, and ribose)—but not as extensively as glucose and show similar hydrogen production capabilities when acting as biomass-derived substrates for photocatalytic hydrogen production [5].

4.2.2 Cellulose/cellobiose

The production of hydrogen gas by photocatalyzed consumption of cellulose as a sacrificial electron donor is a popular research topic, due to the fact that cellulose is a major component of lignocellulosic biomass [17, 42]. Currently, H₂ can be produced from cellulose by thermochemical gasification and acid hydrolysis [3], but as these methods are less energy efficient than photocatalytic methods, research has shifted focus towards photocatalysis. Zou et al. demonstrated that combining methods of acid hydrolysis and photocatalytic water splitting can overcome cellulose insolubility [25]. By hydrolyzing cellulose into glucose, an increase in carbohydrate solubility can be obtained, thereby increasing the photocatalytic production of hydrogen five-fold (*ca.* 33 μmol without cellulose hydrolysis, to 170 μmol with cellulose hydrolysis), without affecting the photocatalyst stability. This method was even demonstrated on 500 mg of paper pulp, whereby the hydrogen production increased to 1320 μmol h⁻¹ g_{cat}⁻¹, but the fact remains that this method is hindered by the reaction conditions (i.e. 403 K and 0.6 M sulfuric acid) necessary to stimulate acid hydrolysis of cellulose in the system. Another method to overcome cellulose insolubility is the use of ball-milling and immobilization pretreatment of cellulose to increase surface area exposure between cellulose and the photocatalyst, demonstrated by Zhang et al. By mechanochemically converting the crystalline cellulose into submicron sizes (0.1–3 μm) and immobilizing it onto photocatalytic Pt/TiO₂ nanoparticles, they achieved enhanced hydrogen production over non-immobilized controls. A systemic study found that phototransformation of cellulose and water to hydrogen gas could occur in mineralized seawater and pH 7.4 conditions gave the

highest yield of hydrogen [17]. Unexpectedly, it was also observed that HMF production causes an *in-situ* dye-sensitization of the photocatalyst by absorption of HMF oligomers, as its photoreforming is less favored than other carbohydrate-substrates formed during the reaction. This effect increases the absorption in the visible region of the photocatalyst, an additive effect of an already expanded visible-range absorption by Pt on TiO₂.

Disaccharides such as cellobiose produced from the hydrolysis of cellulose perform better than their parent species for hydrogen production [106], but still inherit the encumbering structural complexity that limits its efficiency in the photocatalytic reaction system. Despite this quality, the disaccharides lactose and sucrose have been shown to undergo complete conversion to H₂ and CO₂ upon phototransformation [110]. Hydrogen gas production rates *ca.* 3000 μmol/h/g_{cat} have been demonstrated with sucrose, lactose, and cellobiose [107].

5 Raw biomass

The focus of this review is on the ultimate use of raw biomass as the source of protons and electrons for the photocatalytic production of hydrogen production. The capacity for humans to take waste byproducts from current biomass industrial utilization and valorize them into hydrogen fuel and low molecular weight chemicals could play a key part in more sustainable economy by reducing reliance on fossil fuels and enabling more complete use of appropriated biomass. The chemical and structural complexity of raw biomass limits its use in photocatalytic applications and requires the implementation of pretreatment methods before lignocellulosic valorization, which in and of itself is an active field of current research [111]. Moreover, the low solubility of biomass inhibits the photocatalytic hydrogen production process [63]. While pretreatment methods add to the cost of the overall process, they are currently necessary to achieve high hydrogen yields [112]. Despite these drawbacks, research has been performed over varied raw biomass products [113, 114], ranging from agricultural waste to dead insects [115], with Pt/TiO₂ being the most popular and effective choice of photocatalyst. It was found that aquatic biomass, such as seaweed, enabled higher efficiencies than land-derived biomass, presumably due to the lack of lignin necessary to maintain their biological rigidity and the limited UV penetration at the depth of water they reside [63]. Considering plant-derived biomass, Table 3 summarizes photocatalytic studies utilizing biomass mostly without pretreatment for the production of H₂. For example, the production rate of 0.061 mmol h⁻¹ g_{cat}⁻¹ was achieved with fescue grass over Pt/TiO₂ substrate by elevating the reaction temperature to 60 °C [116]. Wakerly et al.

Table 3 Photocatalytic hydrogen production from raw biomass using visible light sources

Photocatalyst	Substrate	Power intensity mW cm ⁻²	Production rates mmol h ⁻¹ g _{cat} ⁻¹	Refs.
Pt/TiO ₂	Fescue grass	– (150 W Xe)	0.061	Caravaca et al. 2016 [116]
Co/CdS/CdO _x	Wooden branch	100 (AM 1.5 G)	5.31	Wakerley et al. 2017 [114]
Co/CdS/CdO _x	Sawdust	100 (AM 1.5 G)	0.75	Wakerley et al. 2017 [114]
Co/CdS/CdO _x	Grass	100 (AM 1.5 G)	1.0	Wakerley et al. 2017 [114]
Co/CdS/CdO _x	Bagasse	100 (AM 1.5 G)	0.37	Wakerley et al. 2017 [114]
Cyanamide-functionalized carbon nitride (^N CN _x)	Sawdust	100 (AM 1.5 G)	0.202	Kasap et al. 2018 [4]
CoO/g-C ₃ N ₄	Wheat straw ^a	– (300 W Xe)	129 μmol g _{cat} ⁻¹	Wu et al. 2020 [20]
Au/CdS	Waste paper scraps ^a	– (300 W Xe > 400 nm)	0.0276	Wang et al. 2020 [8]

^a These studies did pretreat the biomass substrate prior to photocatalytic utilization

were able to demonstrate that hydrogen evolution varies widely over different selected biomass substrates, but that all were enhanced by the alkalinity of the solution and thus the solubility of the substrate [114]. A systemic study found that rice husk demonstrated a hydrogen production rate of 0.095 mmol/g/h in a simple photocatalytic setup of water and sunlight. For the sake of comparison, the last two entries in Table 3 include pretreatment methods: phosphoric acid and natural degradation/liquid filtration of wheat straw and wastepaper scraps, respectively. A cyanamide-functionalized carbon nitride photocatalyst was able to achieve nearly a quarter of the hydrogen production rate in KP_i solution [4] in comparison to a visible-light sensitive Co/CdS/CdO_x photocatalyst in 10 M KOH solution [114], demonstrating the versatility of different methods in attempting to achieve the same goal.

6 Conclusions and outlooks

Although progress has been made in regard to the photocatalytic reforming of biomass into value-added chemical substrates and molecular hydrogen, much research is needed to find active photocatalysts composed of low-cost, non-toxic materials that can sustain high rates of H₂ production without the need for pretreatment of the biomass source. Metal oxide semiconductors and noble metal catalysts have established a starting point in this research, but the use of metal free semiconductor materials such as C₃N₄-based systems is desirable as these materials can be regenerated more effectively and economically from renewable resources. In the past, this

research field has mainly focused on light absorbing semiconductors that depended on the absorption of UV light to drive photocatalytic activity. Recent focus has shifted to designing narrow band-gap materials and/or metal-free photocatalysts for H₂ production from biomass to improve photocatalytic performance under visible or natural sunlight and the use of mild conditions to enhance selectivity toward value-added products along with H₂ productivity.

Furthermore, the efficiency of this process needs to be taken into consideration, as it will be a balance between renewable semiconducting resources and the efficiency that will be sacrificed to make this composite possible. The use of biomass itself, not pre-refined biomass-derived molecules, as the electron-donating substrate in the photocatalytic generation of hydrogen gas is crucial to the realization of an industrially and environmentally relevant process. In regard to foundational mechanistic studies, much is still to be desired, and the results of these future studies will determine the absolute optimal reaction conditions to photo-reform biomass into specific platform molecules or for biofuel applications.

Lastly, photocatalysis offers the potential to replace the energy intensive approach of thermally reforming biomass for hydrogen production using abundant and free solar energy. Developing strategies using earth-abundant elements to form the light absorbers and photocatalysts for the capture and conversion of solar energy to electric potential energy, and eventually chemical potential energy in the form of the H–H bond, presents a key challenge in this field. As a carbon-free, energy-dense

material, hydrogen will likely play an important role in mankind's energy economy of the future. A method of supplying H₂ in a sustainable, climate-neutral way must be developed, and solar-driven photochemical biomass conversion presents an obvious possible solution.

Acknowledgements

Not applicable.

Authors' contributions

KAD and SY contributed equally to the writing of the manuscript. All authors have contributed to the writing of the manuscript. All authors read and approved the final manuscript.

Funding

This research was supported by start-up funding from State University of New York, College of Environmental Science and Forestry (SUNY ESF). This work was also supported by the National Research Foundation of Korea (2019R1C1C1009427) and the GRRC program of Gyeonggi province (GRRC 2020-B03).

Availability of data and materials

Not applicable.

Competing interests

The authors declare no conflict of interest.

Author details

¹ Department of Chemistry, State University of New York College of Environmental Science and Forestry, 1 Forestry Drive, Syracuse, NY 13210, USA.

² Department of Chemistry, Gachon University, Seongnam, Gyeonggi-do 13306, Republic of Korea. ³ Department of Chemical and Molecular Engineering, Hanyang University, Ansan, Gyeonggi-do 15588, Republic of Korea.

⁴ Department of Chemistry and Biochemistry, Texas Christian University, Campus Box 298860, Fort Worth, TX 76129, USA. ⁵ The Michael M. Szwarc Polymer Research Institute, 1 Forestry Drive, Syracuse, NY 13210, USA.

Received: 10 December 2020 Accepted: 16 February 2021

Published online: 26 February 2021

References

- Staffell, D., Scamman, A., Velazquez Abad et al., The role of hydrogen and fuel cells in the global energy system. *Energy Environ. Sci.* **12**, 463–491 (2019)
- Yao, X., Gao, Z., Li et al., Photocatalytic reforming for hydrogen evolution: A Review. *Catalysts* **10**, 335 (2020)
- da S. Veras, T.S., Mozer, D. da Costa et al., Hydrogen: Trends, production and characterization of the main process worldwide. *Int. J. Hydrog. Energy* **42**, 2018–2033 (2017)
- Kasap, D.S., Achilleos, A., Huang et al., Photoreforming of lignocellulose into H₂ using nanoengineered carbon nitride under benign conditions. *J. Am. Chem. Soc.* **140**, 11604–11607 (2018)
- A.V. Puga, Photocatalytic production of hydrogen from biomass-derived feedstocks. *Coord. Chem. Rev.* **315**, 1–66 (2016)
- Han, Y.H., Jin, R.A., Burgess et al., Visible-light-driven valorization of biomass intermediates integrated with H₂ production catalyzed by ultrathin Ni/CdS nanosheets. *J. Am. Chem. Soc.* **139**, 15584–15587 (2017)
- H.-F. Ye, R. Shi, X. Yang et al., P-doped Zn_xCd_{1-x}S solid solutions as photocatalysts for hydrogen evolution from water splitting coupled with photocatalytic oxidation of 5-hydroxymethylfurfural. *Appl. Catal. B-Environ.* **233**, 70–79 (2018)
- X. Wang, X. Zheng, H. Han et al., Photocatalytic hydrogen evolution from biomass (glucose solution) on Au/CdS nanorods with Au³⁺ self-reduction. *J. Solid State Chem.* **289**, 121495 (2020)
- D.I. Kondarides, V.M. Daskalaki, A. Patsoura et al., Hydrogen production by photo-induced reforming of biomass components and derivatives at ambient conditions. *Catal. Lett.* **122**, 26–32 (2008)
- C.-W. Huang, B.-S. Nguyen, J.C.S. Wu et al., A current perspective for photocatalysis towards the hydrogen production from biomass-derived organic substances and water. *Int. J. Hydrogen Energy* **45**, 18144–18159 (2020)
- S. Li, Z.-J. Li, H. Yu et al., Solar-driven lignin oxidation via hydrogen atom transfer with a dye-sensitized TiO₂ photoanode. *ACS Energy Lett.* **5**, 777–784 (2019)
- T. Butburee, P. Chakthranont, C. Phawa et al., Beyond artificial photosynthesis: Prospects on photobiorefinery. *ChemCatChem* **12**, 1873–1890 (2020)
- D.Y. Leung, X. Fu, C. Wang et al., Hydrogen production over titania-based photocatalysts. *ChemSusChem* **3**, 681–694 (2010)
- A. Fujishima, K. Honda, Electrochemical photolysis of water at a semiconductor electrode. *Nature* **238**, 37–38 (1972)
- X.S. Chen, L. Guo, S.S. Mao, Semiconductor-based photocatalytic hydrogen generation. *Chem. Rev.* **110**, 6503–6570 (2010)
- I. Rossetti, Hydrogen production by photoreforming of renewable substrates. *ISRN Chem. Eng.* **2012**, 1–21 (2012)
- A. Speltini, M. Sturini, D. Dondi et al., Sunlight-promoted photocatalytic hydrogen gas evolution from water-suspended cellulose: a systematic study. *Photochem. Photobiol. Sci.* **13**, 1410–1419 (2014)
- K. Shimura, H. Yoshida, Heterogeneous photocatalytic hydrogen production from water and biomass derivatives. *Energy Environ. Sci.* **4**, 2467–2481 (2011)
- D. Chatterjee, Effect of excited state redox properties of dye sensitizers on hydrogen production through photo-splitting of water over TiO₂ photocatalyst. *Catal. Commun.* **11**, 336–339 (2010)
- X. Wu, H. Zhao, M.A. Khan et al., Sunlight-Driven Biomass Photorefinery for coproduction of sustainable hydrogen and value-added biochemicals. *ACS Sustain. Chem. Eng.* **8**, 15772–15781 (2020)
- D.R. Whang, Immobilization of molecular catalysts for artificial photosynthesis. *Nano Converg.* **7**, 37 (2020)
- B. Han, Y.H. Hu, Highly Efficient temperature-induced visible light photocatalytic hydrogen production from water. *J. Phys. Chem. C* **119**, 18927–18934 (2015)
- G.M. Haselmann, D. Eder, Early-stage deactivation of platinum-loaded TiO₂ using *in situ* photodeposition during photocatalytic hydrogen evolution. *ACS Catal.* **7**, 4668–4675 (2017)
- M. Bowker, Photocatalytic hydrogen production and oxygenate photoreforming. *Catal. Lett.* **142**, 923–929 (2012)
- J. Zou, G. Zhang, X. Xu, One-pot photoreforming of cellulosic biomass waste to hydrogen by merging photocatalysis with acid hydrolysis. *Appl. Catal. A* **563**, 73–79 (2018)
- G. Zhang, C. Ni, X. Huang et al., Simultaneous cellulose conversion and hydrogen production assisted by cellulose decomposition under UV-light photocatalysis. *Chem. Commun.* **52**, 1673–1676 (2016)
- A. Mills, M. Bingham, C. O'Rourke et al., Modelled kinetics of the rate of hydrogen evolution as a function of metal catalyst loading in the photocatalysed reforming of methanol by Pt (or Pd)/TiO₂. *J. Photochem. Photobiol. A Chem.* **373**, 122–130 (2019)
- A.L. Luna, D. Dragoe, K. Wang et al., Photocatalytic hydrogen evolution using Ni–Pd/TiO₂: correlation of light absorption, charge-carrier dynamics, and quantum efficiency. *J. Phys. Chem. C* **121**, 14302–14311 (2017)
- J.C. Colmenares, A. Magdziarz, M.A. Aramendia et al., Influence of the strong metal support interaction effect (SMSI) of Pt/TiO₂ and Pd/TiO₂ systems in the photocatalytic biohydrogen production from glucose solution. *Catal. Commun.* **16**, 1–6 (2011)
- M. Bowker, D. James, P. Stone et al., Catalysis at the metal-support interface: exemplified by the photocatalytic reforming of methanol on Pd/TiO₂. *J. Catal.* **217**, 427–433 (2003)
- O. Tahiri Alaoui, A. Herissan, C. Le Quoc et al., Elaboration, charge-carrier lifetimes and activity of Pd-TiO₂ photocatalysts obtained by gamma radiolysis. *J. Photochem. Photobiol. A Chem.* **242**, 34–43 (2012)
- N. Abdullah, H. Bahrui, S.M. Rogers et al., Pd local structure and size correlations to the activity of Pd/TiO₂ for photocatalytic reforming of methanol. *Phys. Chem. Chem. Phys.* **21**, 16154–16160 (2019)
- P. Gomathisankar, D. Yamamoto, H. Katsumata et al., Photocatalytic hydrogen production with aid of simultaneous metal deposition using

- titanium dioxide from aqueous glucose solution. *Int. J. Hydrogen Energy* **38**, 5517–5524 (2013)
34. H. Tong, S. Ouyang, Y. Bi et al., Nano-photocatalytic materials: possibilities and challenges. *Adv. Mater.* **24**, 229–251 (2012)
 35. A.V. Puga, A. Forneli, H. García et al., Production of H₂ by ethanol photoreforming on Au/TiO₂. *Adv. Funct. Mater.* **24**, 241–248 (2014)
 36. M. Murdoch, G.I. Waterhouse, M.A. Nadeem et al., The effect of gold loading and particle size on photocatalytic hydrogen production from ethanol over Au/TiO₂ nanoparticles. *Nat. Chem.* **3**, 489–492 (2011)
 37. A.S. Hainer, J.S. Hodgins, V. Sandre et al., Photocatalytic hydrogen generation using metal-decorated TiO₂: Sacrificial donors vs true water splitting. *ACS Energy Lett.* **3**, 542–545 (2018)
 38. M. Serra, J. Albero, H. Garcia, Photocatalytic activity of Au/TiO₂ photocatalysts for H₂ evolution: Role of the Au nanoparticles as a function of the irradiation wavelength. *ChemPhysChem* **16**, 1842–1845 (2015)
 39. X. Fu, J. Long, X. Wang et al., Photocatalytic reforming of biomass: A systematic study of hydrogen evolution from glucose solution. *Int. J. Hydrogen Energy* **33**, 6484–6491 (2008)
 40. G. Ramis, E. Bahadori, I. Rossetti, Design of efficient photocatalytic processes for the production of hydrogen from biomass derived substrates. *Int. J. Hydrog. Energy* (2020) (in press)
 41. H. Hao, L. Zhang, W. Wang et al., Facile modification of titania with nickel sulfide and sulfate species for the photoreformation of cellulose into hydrogen. *ChemSusChem* **11**, 2810–2817 (2018)
 42. L. Zhang, W. Wang, S. Zeng et al., Enhanced H₂ evolution from photocatalytic cellulose conversion based on graphitic carbon layers on TiO₂/NiO_x. *Green Chem.* **20**, 3008–3013 (2018)
 43. Q. Gu, J. Long, L. Fan et al., Single-site Sn-grafted Ru/TiO₂ photocatalysts for biomass reforming: Synergistic effect of dual co-catalysts and molecular mechanism. *J. Catal.* **303**, 141–155 (2013)
 44. S. Meng, X. Ning, S. Chang et al., Simultaneous dehydrogenation and hydrogenolysis of aromatic alcohols in one reaction system via visible-light-driven heterogeneous photocatalysis. *J. Catal.* **357**, 247–256 (2018)
 45. Z. Sun, H. Chen, L. Zhang et al., Enhanced photocatalytic H₂ production on cadmium sulfide photocatalysts using nickel nitride as a novel cocatalyst. *J. Mater. Chem. A* **4**, 13289–13295 (2016)
 46. A.G. Aaron, E. Saunders, P. Sood et al., Synthesis of high aspect ratio quantum-size CdS nanorods and their surface-dependent photoluminescence. *Langmuir* **24**, 9043–9049 (2008)
 47. V. Kumaravel, M. Imam, A. Badreldin et al., Photocatalytic hydrogen production: Role of sacrificial reagents on the activity of oxide, carbon, and sulfide catalysts. *Catalysts* **9**, 276 (2019)
 48. L. Zhang, B. Tian, F. Chen et al., Nickel sulfide as co-catalyst on nanostructured TiO₂ for photocatalytic hydrogen evolution. *Int. J. Hydrogen Energy* **37**, 17060–17067 (2012)
 49. Z. Chen, P. Sun, B. Fan et al., In Situ template-free ion-exchange process to prepare visible-light-active g-C₃N₄/NiS hybrid photocatalysts with enhanced hydrogen evolution activity. *J. Phys. Chem. C* **118**, 7801–7807 (2014)
 50. C. Li, H. Wang, S.B. Naghadeh et al., Visible light driven hydrogen evolution by photocatalytic reforming of lignin and lactic acid using one-dimensional NiS/CdS nanostructures. *Appl. Catal. B-Environ.* **227**, 229–239 (2018)
 51. F. Quan, J. Zhang, D. Li et al., Biomass as a template leads to CdS@Carbon aerogels for efficient photocatalytic hydrogen evolution and stable photoelectrochemical cells. *ACS Sustain. Chem. Eng.* **6**, 14911–14918 (2018)
 52. D. Ke, S. Liu, K. Dai et al., CdS/Regenerated cellulose nanocomposite films for highly efficient photocatalytic H₂ production under visible light irradiation. *J. Phys. Chem. C* **113**, 16021–16026 (2009)
 53. S. Yanagida, A. Kabumoto, K. Mizumoto et al., Poly(*p*-phenylene-1-catalysed photoreduction of water to hydrogen. *J. Chem. Soc., Chem. Comm.* 474–475 (1985)
 54. T.-F. Yeh, J.-M. Syu, C. Cheng et al., Graphite oxide as a photocatalyst for hydrogen production from water. *Adv. Funct. Mater.* **20**, 2255–2262 (2010)
 55. Y.L. Juan Liu, N. Liu, Y. Han et al., Metal-free efficient photocatalyst for stable visible water splitting via a two-electron pathway. *Science* **347**, 971–975 (2015)
 56. J. Liu, S. Wen, Y. Hou et al., Boron carbides as efficient, metal-free, visible-light-responsive photocatalysts. *Angew. Chem. Int. Ed. Engl.* **52**, 3241–3245 (2013)
 57. M. Zhu, S. Kim, L. Mao et al., Metal-free photocatalyst for H₂ evolution in visible to near-infrared region: black phosphorus/graphitic carbon nitride. *J. Am. Chem. Soc.* **139**, 13234–13242 (2017)
 58. K. Majrik, Á. Turcsányi, Z. Pászti et al., Graphite oxide-TiO₂ nanocomposite type photocatalyst for methanol photocatalytic reforming reaction. *Top Cat.* **61**, 1323–1334 (2018)
 59. X. Wang, K. Maeda, A. Thomas et al., A metal-free polymeric photocatalyst for hydrogen production from water under visible light. *Nat. Mater.* **8**, 76–80 (2009)
 60. C.H. Wang, D.D. Qin, D.L. Shan et al., Assembly of g-C₃N₄-based type II and Z-scheme heterojunction anodes with improved charge separation for photoelectrojunction water oxidation. *Phys. Chem. Chem. Phys.* **19**, 4507–4515 (2017)
 61. T. Jiang, S. Liu, Y. Gao et al., Surface modification of porous g-C₃N₄ materials using a waste product for enhanced photocatalytic performance under visible light. *Green Chem.* **21**, 5934–5944 (2019)
 62. Y. Ding, M. Greiner, R. Schlogl et al., A Metal-free electrode: from biomass-derived carbon to hydrogen. *ChemSusChem* **13**, 4064–4068 (2020)
 63. M.F. Kuehnel, E. Reisner, Solar hydrogen generation from lignocellulose. *Angew. Chem. Int. Ed. Engl.* **57**, 3290–3296 (2018)
 64. W. Den, V.K. Sharma, M. Lee et al., Lignocellulosic biomass transformations via greener oxidative pretreatment processes: access to energy and value-added chemicals. *Front. Chem.* **6**, 141 (2018)
 65. E. Rozzi, F.D. Minuto, A. Lanzini et al., Green synthetic fuels: renewable routes for the conversion of non-fossil feedstocks into gaseous fuels and their end uses. *Energies* **13**, 420 (2020)
 66. X. Chen, L. Liu, P.Y. Yu et al., Increasing solar absorption for photocatalysis with black hydrogenated titanium dioxide nanocrystals. *Science* **331**, 746–750 (2011)
 67. C. Ampelli, R. Passalacqua, C. Genovese et al., H₂ production by selective photo-dehydrogenation of ethanol in gas and liquid phase on CuO_x/TiO₂ nanocomposites. *RSC Adv.* **3**, 21776 (2013)
 68. G. Carraro, A. Gasparotto, C. Maccato et al., Solar H₂ generation via ethanol photoreforming on e-Fe₂O₃ nanorod arrays activated by Ag and Au nanoparticles. *RSC Adv.* **4**, 32174 (2014)
 69. C. Ampelli, G. Centi, R. Passalacqua et al., Synthesis of solar fuels by a novel photoelectrocatalytic approach. *Energy Environ. Sci.* **3**, 292 (2010)
 70. D. Praveen Kumar, N. Lakshmana Reddy, M. Mamatha Kumari et al., Cu₂O-sensitized TiO₂ nanorods with nanocavities for highly efficient photocatalytic hydrogen production under solar irradiation. *Sol. Energy Mater. Sol. Cells* **136**, 157–166 (2015)
 71. D.P. Kumar, M.V. Shankar, M.M. Kumari et al., Nano-size effects on CuO/TiO₂ catalysts for highly efficient H₂ production under solar light irradiation. *Chem. Commun.* **49**, 9443–9445 (2013)
 72. H.X. Sang, X.T. Wang, C.C. Fan et al., Enhanced photocatalytic H₂ production from glycerol solution over ZnO/ZnS core/shell nanorods prepared by a low temperature route. *Int. J. Hydrogen Energy* **37**, 1348–1355 (2012)
 73. H. Gao, J. Zhang, R. Wang et al., Highly efficient hydrogen production and formaldehyde degradation by Cu₂O microcrystals. *Appl. Catal. B-Environ.* **172–173**, 1–6 (2015)
 74. R. Zhu, F. Tian, R. Yang et al., Z scheme system ZnIn₂S₄/RGO/BiVO₄ for hydrogen generation from water splitting and simultaneous degradation of organic pollutants under visible light. *Renew. Energy* **139**, 22–27 (2019)
 75. S. Zhang, M. Li, Q. Wu et al., Photocatalytic hydrogen evolution from formate and aldehyde over molecular iridium complexes stabilized by bipyridine-bridging organosilica nanotubes. *Appl. Catal. B-Environ.* **236**, 466–474 (2018)
 76. M. Imizcoz, A.V. Puga, Optimising hydrogen production via solar acetic acid photoreforming on Cu/TiO₂. *Catal. Sci. Technol.* **9**, 1098–1102 (2019)
 77. Q. Liu, F. Wang, Y. Jiang et al., Efficient photoreforming of lignocellulose into H₂ and photocatalytic CO₂ reduction via in-plane surface dyadic heterostructure of porous polymeric carbon nitride. *Carbon* **170**, 199–212 (2020)

78. X. Zhang, B. Peng, S. Zhang et al., Robust wide visible-light-responsive photoactivity for H₂ Production over a polymer/polymer heterojunction photocatalyst: the significance of sacrificial reagent. *ACS Sustain. Chem. Eng.* **3**, 1501–1509 (2015)
79. M.A. Alcudia-Ramos, M.O. Fuentez-Torres, F. Ortiz-Chi et al., Fabrication of g-C₃N₄/TiO₂ heterojunction composite for enhanced photocatalytic hydrogen production. *Ceram. Int.* **46**, 38–45 (2020)
80. M. Luo, Y. Wang, T. Huang et al., Application of an Mn-MOF as a highly efficient catalyst for sunlight-driven hydrogen generation. *Phase Transit.* **91**, 1179–1187 (2018)
81. C. N. Hamelinck, A. P. C. Faaij, Future prospects for production of methanol and hydrogen from biomass. *J. Power Sources* **111**, 1–22 (2002)
82. A. Corma, S. Iborra, A. Velty, Chemical routes for the transformation of biomass into chemicals. *Chem. Rev.* **107**, 2411–2502 (2007)
83. O. Yeboah, S. Shaik, The influence of climate change on the demand for ethanol. *Renew. Energy* **164**, 1559–1565 (2021)
84. Y.-H. Chung, K. Han, C.-Y. Lin et al., Photocatalytic hydrogen production by photo-reforming of methanol with one-pot synthesized Pt-containing TiO₂ photocatalysts. *Catal. Today* **356**, 95–100 (2020)
85. N. Denisov, J. Yoo, P. Schmuki, Effect of different hole scavengers on the photoelectrochemical properties and photocatalytic hydrogen evolution performance of pristine and Pt-decorated TiO₂ nanotubes. *Electrochim. Acta* **319**, 61–71 (2019)
86. G.L. Chiarello, D. Ferri, E. Selli, Effect of the CH₃OH/H₂O ratio on the mechanism of the gas-phase photocatalytic reforming of methanol on noble metal-modified TiO₂. *J. Catal.* **280**, 168–177 (2011)
87. Y. Sun, J. Cheng, Hydrolysis of lignocellulosic materials for ethanol production: a review. *Bioresour. Technol.* **83**, 1–11 (2002)
88. L. Luo, T. Zhang, X. Zhang et al., Enhanced hydrogen production from ethanol photoreforming by site-specific deposition of Au on Cu₂O/TiO₂ p-n junction. *Catalysts* **10**, 539 (2020)
89. H. Lu, J. Zhao, L. Li et al., Selective oxidation of sacrificial ethanol over TiO₂-based photocatalysts during water splitting. *Energy Environ. Sci.* **4**, 3384–3388 (2011)
90. H. Bahruji, M. Bowker, P.R. Davies et al., New insights into the mechanism of photocatalytic reforming on Pd/TiO₂. *Appl. Catal. B-Environ.* **107**, 205–209 (2011)
91. N.M. Kosamia, M. Samavi, B.K. Uprety et al., Valorization of biodiesel byproduct crude glycerol for the production of bioenergy and biochemicals. *Catalysts* **10**, 609 (2020)
92. S.-I. Fujita, H. Kawamori, D. Honda et al., Photocatalytic hydrogen production from aqueous glycerol solution using NiO/TiO₂ catalysts: Effects of preparation and reaction conditions. *Appl. Catal. B-Environ.* **181**, 818–824 (2016)
93. P. Panagiotopoulou, E.E. Karamerou, D.I. Kondarides, Kinetics and mechanism of glycerol photo-oxidation and photo-reforming reactions in aqueous TiO₂ and Pt/TiO₂ suspensions. *Catal. Today* **209**, 91–98 (2013)
94. A. Petala, E. Ioannidou, A. Georgaka et al., Hysteresis phenomena and rate fluctuations under conditions of glycerol photoreforming reaction over CuO_x/TiO₂ catalysts. *Appl. Catal. B-Environ.* **178**, 201–209 (2015)
95. T. Montini, V. Gombac, L. Sordelli et al., Nanostructured Cu/TiO₂ Photocatalysts for H₂ production from ethanol and glycerol aqueous solutions. *ChemCatChem* **3**, 574–577 (2011)
96. W.-T. Chen, A. Chan, D. Sun-Waterhouse et al., Performance comparison of Ni/TiO₂ and Au/TiO₂ photocatalysts for H₂ production in different alcohol-water mixtures. *J. Catal.* **367**, 27–42 (2018)
97. T. Shiragami, T. Tomo, H. Tsumagari et al., Pentose acting as a sacrificial multielectron source in photocatalytic hydrogen evolution from water by Pt-doped TiO₂. *Chem. Lett.* **41**, 29–31 (2012)
98. Q. Li, F.T. Li, Recent advances in surface and interface design of photocatalysts for the degradation of volatile organic compounds. *Adv. Colloid Interface Sci.* **284**, 102275 (2020)
99. A. Patsoura, D.I. Kondarides, X.E. Verykios, Photocatalytic degradation of organic pollutants with simultaneous production of hydrogen. *Catal. Today* **124**, 94–102 (2007)
100. W. Jones, D.J. Martin, A. Caravaca et al., A comparison of photocatalytic reforming reactions of methanol and triethanolamine with Pd supported on titania and graphitic carbon nitride. *Appl. Catal. B-Environ.* **240**, 373–379 (2019)
101. G. Leem, Z.A. Morseth, K.-R. Wee et al., Polymer-based ruthenium(ii) polypyridyl chromophores on tio₂ for solar energy conversion. *Chem. Asian J.* **11**, 1257–1267 (2016)
102. G. Leem, B.D. Sherman, K.S. Schanze, Polymer-based chromophore-catalyst assemblies for solar energy conversion. *Nano Converg.* **4**, 37 (2017)
103. H. Harada, T. Sakata, T. Ueda, Effect of semiconductor on photocatalytic decomposition of lactic acid. *J. Am. Chem. Soc.* **107**, 1773–1774 (1985)
104. Y. Wang, X. Xu, W. Lu et al., A sulfur vacancy rich CdS based composite photocatalyst with g-C₃N₄ as a matrix derived from a Cd-S cluster assembled supramolecular network for H₂ production and VOC removal. *Dalton Trans.* **47**, 4219–4227 (2018)
105. M. Matsumura, M. Hiramoto, T. Iehara et al., Photocatalytic and photoelectrochemical reactions of aqueous solutions of formic acid, formaldehyde, and methanol on platinized cadmium sulfide powder and at a cadmium sulfide electrode. *J. Phys. Chem.* **88**, 248–250 (1984)
106. A. Speltini, F. Gualco, F. Maraschi et al., Photocatalytic hydrogen evolution assisted by aqueous (waste)biomass under simulated solar light: Oxidized g-C₃N₄ vs. P25 titanium dioxide. *Int. J. Hydrog. Energy* **44**, 4072–4078 (2019)
107. D.I. Kondarides, A. Patsoura, X.E. Verykios, Anaerobic Photocatalytic oxidation of carbohydrates in aqueous Pt/TiO₂ suspensions with simultaneous production of hydrogen. *J. Adv. Oxid. Technol.* **13**, 116–123 (2010)
108. G. Carraro, C. Maccato, A. Gasparotto et al., Enhanced hydrogen production by photoreforming of renewable oxygenates through nanostructured Fe₂O₃ polymorphs. *Adv. Funct. Mater.* **24**, 372–378 (2013)
109. C.G. Silva, M.J. Sampaio, R.R.N. Marques et al., Photocatalytic production of hydrogen from methanol and saccharides using carbon nanotube-TiO₂ catalysts. *Appl. Catal. B-Environ.* **178**, 82–90 (2015)
110. M. Ilie, B. Cojocaru, V.I. Parvulescu et al., Improving TiO₂ activity in photo-production of hydrogen from sugar industry wastewaters. *Int. J. Hydrogen Energy* **36**, 15509–15518 (2011)
111. S.S. Hassan, G.A. Williams, A.K. Jaiswal, Emerging technologies for the pretreatment of lignocellulosic biomass. *Bioresour. Technol.* **262**, 310–318 (2018)
112. X. Liu, X. Duan, W. Wei et al., Photocatalytic conversion of lignocellulosic biomass to valuable products. *Green Chem.* **21**, 4266–4289 (2019)
113. X. Wu, X. Fan, S. Xie et al., Solar energy-driven lignin-first approach to full utilization of lignocellulosic biomass under mild conditions. *Nat. Cat.* **1**, 772–780 (2018)
114. D.W. Wakerley, M.F. Kuehnel, K.L. Orchard et al., Solar-driven reforming of lignocellulose to H₂ with a CdS/CdO_x photocatalyst. *Nat. Energy.* **2**, 1–9 (2017)
115. T. Kawai, T. Sakata, Photocatalytic hydrogen production from water by the decomposition of poly-vinylchloride, protein, algae, dead insects, and excrement. *Chem. Lett.* **9**, 81–84 (1981)
116. A. Caravaca, W. Jones, C. Hardacre et al., H₂ production by the photocatalytic reforming of cellulose and raw biomass using Ni, Pd, Pt and Au on titania. *Proc. Math. Phys. Eng. Sci.* **472**, 20160054 (2016)

Publisher's Note

Springer Nature remains neutral with regard to jurisdictional claims in published maps and institutional affiliations.