



CrossMark
click for updates

Cite this: *Chem. Sci.*, 2016, 7, 6407

Photoredox-mediated Minisci C–H alkylation of *N*-heteroarenes using boronic acids and hypervalent iodine†

Guo-Xing Li,^a Christian A. Morales-Rivera,^b Yaxin Wang,^a Fang Gao,^a Gang He,^a Peng Liu^{*b} and Gong Chen^{*ac}

A photoredox-mediated Minisci C–H alkylation reaction of *N*-heteroarenes with alkyl boronic acids is reported. A broad range of primary and secondary alkyl groups can be efficiently incorporated into various *N*-heteroarenes using [Ru(bpy)₃]Cl₂ as photocatalyst and acetoxylbenziodoxole as oxidant under mild conditions. The reaction exhibits excellent substrate scope and functional group tolerance, and offers a broadly applicable method for late-stage functionalization of complex substrates. Mechanistic experiments and computational studies suggest that an intramolecularly stabilized *ortho*-iodobenzoyloxy radical intermediate might play a key role in this reaction system.

Received 17th June 2016
Accepted 8th July 2016

DOI: 10.1039/c6sc02653b

www.rsc.org/chemicalscience

Introduction

N-Heteroarenes are common structural motifs in natural products, drug molecules, organic materials and ligands for metal catalysts.¹ Synthetic methods which enable the selective functionalization of the C–H bonds of *N*-heteroarenes could greatly facilitate their applications in these areas.² Among the different types of C–H functionalizations, C–H alkylations could provide more stereochemically diverse modifications.³ Over the past few years, the C–H functionalization of electron-deficient heteroarenes *via* addition of carbon-centered radicals under oxidative conditions, known as the Minisci reaction, has undergone a remarkable renaissance, offering increasingly powerful methods for synthesizing alkyl-substituted heteroarenes (Scheme 1).⁴ While the classical Minisci alkylation reaction involves alkyl carboxylic acids and halides, Baran recently demonstrated that aryl boronic acids are also viable reagents in Minisci-type C–H arylation reactions using Ag(I)/S₂O₈²⁻ oxidant.⁵ Molander demonstrated that alkyl trifluoroborates, particularly secondary alkyl trifluoroborates, can effect efficient Minisci alkylation using Mn(OAc)₃ oxidant.⁶ In addition, Minisci C–H alkylation transformations have been achieved using a variety of other alkylating reagents, including

sulfonates, aldehydes, and even simple alkanes, using different radical initiators and oxidants.⁷

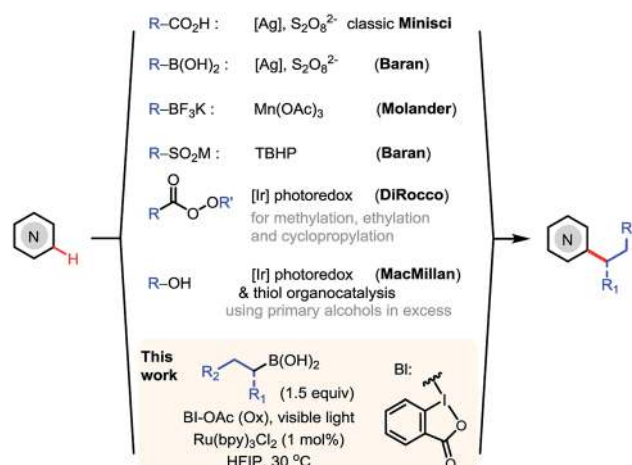
More recently, DiRocco reported the first photoredox-mediated Minisci alkylation reaction of *N*-heteroarenes using peroxides as the alkylating reagent.⁸ MacMillan demonstrated a Minisci alkylation reaction of *N*-heteroarenes using primary alcohols as the alkylation reagent, *via* photoredox- and organocatalysis.^{9a} However, despite these significant advances, practical and broadly applicable methods for Minisci C–H alkylation of *N*-heteroarenes capable of coupling complex alkyl groups are still lacking. Herein, we report a photoredox-mediated Minisci C–H alkylation reaction of *N*-heteroarenes with a variety of easily accessible primary and secondary alkyl boronic acids. Its high efficiency, broad substrate scope, excellent functional

^aState Key Laboratory and Institute of Elemento-Organic Chemistry, Collaborative Innovation Center of Chemical Science and Engineering (Tianjin), Nankai University, Tianjin 300071, China. E-mail: gongchen@nankai.edu.cn

^bDepartment of Chemistry, University of Pittsburgh, Pittsburgh, PA 15260, USA. E-mail: pengliu@pitt.edu

^cDepartment of Chemistry, The Pennsylvania State University, 104 Chemistry Building, University Park, PA 16802, USA. E-mail: guc11@psu.edu

† Electronic supplementary information (ESI) available. See DOI: 10.1039/c6sc02653b



Scheme 1 Minisci C–H alkylation of *N*-heteroarenes.



group tolerance, and mild operation conditions make it particularly suitable for late-stage functionalization of complex substrates such as drug molecules.

Results and discussion

Although alkyl boron reagents are readily available and are well-known precursors for alkyl radicals, they have been rarely applied in photoredox-mediated C–C coupling reactions.^{10–13} In 2012, Akita reported that alkyl trifluoroborates or cyclic triborates can couple with 2,2,6,6-tetramethylpiperidinyl-1-oxyl (TEMPO) or Michael acceptors under Ru or Ir photoredox catalysis.¹⁴ In 2015, Chen reported a decarboxylative alkenylation of alkyl trifluoroborates with vinyl carboxylic acids using a hypervalent iodine oxidant, acetoxybenziodoxole (BI-OAc), under Ru photoredox catalysis.^{12a} More recently, Molander achieved coupling of alkyl trifluoroborates with aryl halides by merging photoredox with Ni cross-coupling catalysis.¹³ During our recent investigation of radical-mediated sp^3 C–H azidation reactions, we discovered that azidobenziodoxole (BI-N₃) can be readily activated by visible light in the presence of [Ru(bpy)₃]Cl₂, initiating a radical chain reaction.¹⁴ Intrigued by the unique radical reactivity of benziodoxole reagents with photocatalysts, we questioned whether they can facilitate Minisci C–H alkylation with alkyl boron reagents under photoredox-mediated conditions.^{15–17}

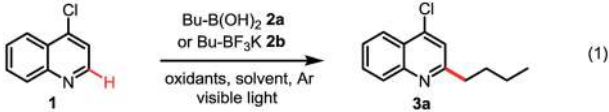
We commenced our investigation with C–H butylation of 4-chloroquinoline **1**, a common model substrate for Minisci reactions, using butyl boronic acid **2a** or trifluoroborate **2b** under the visible light (VL) irradiation (Table 1). We were delighted to find that the desired C2-alkylated product **3a** can be

formed in excellent yield with **2a** using [Ru(bpy)₃]Cl₂ photocatalyst and BI-OAc oxidant under optimized conditions (entry 5). Alkylation with **2b** proceeded in lower yield (entry 6). In comparison with BI-OAc, hydroxylbenziodoxole (BI-OH) gave slightly lower yield, methoxybenziodoxole (BI-OMe) was notably less effective, BI-N₃ gave low yield, chlorobenziodoxole (BI-Cl) and PhI(OAc)₂ showed little reactivity (entries 7–11). Hexafluoroisopropanol (HFIP) solvent is critical for obtaining high yield (entries 3–5). No **3a** was formed in the absence of either Ru catalysis or light irradiation (entries 13–14). Formation of **3a** was completely suppressed when 2 equiv of TEMPO was added, forming side product *O*-butyl TEMPO in 16% yield (entry 15).

With the optimized conditions in hand, we next explored the substrate scope (Scheme 2). As seen in **3c–3l**, a range of primary alkyl boronic acids reacted with 4-chloroquinoline **3** to give C2-alkylated products in good to excellent yield. Methylation with MeB(OH)₂ gave moderate yield (see **3b**). Primary alkyl radicals are more challenging reactants in Minisci reactions than secondary alkyl radicals due to their lower stability and nucleophilicity.¹⁸ We were pleased to observe that primary alkyl substituents carrying various functional groups, including alkyl bromide, aryl iodide, ester, amide, carbamate, terminal alkyne, and benzyl chloride, can be incorporated in good yield (see **3g–3l**). As seen in **3m–3r**, the alkylation reactions of secondary alkyl boronic acids are much faster than the primary and typically proceed in good to excellent yield under the standard conditions. In contrast to alkylation, arylation with PhB(OH)₂ gave product **3s** in low yield (21%).

As seen in **4–11**, alkylation of pyridines and pyridine-based heteroarenes selectively took place at C2 and/or C4 positions. A

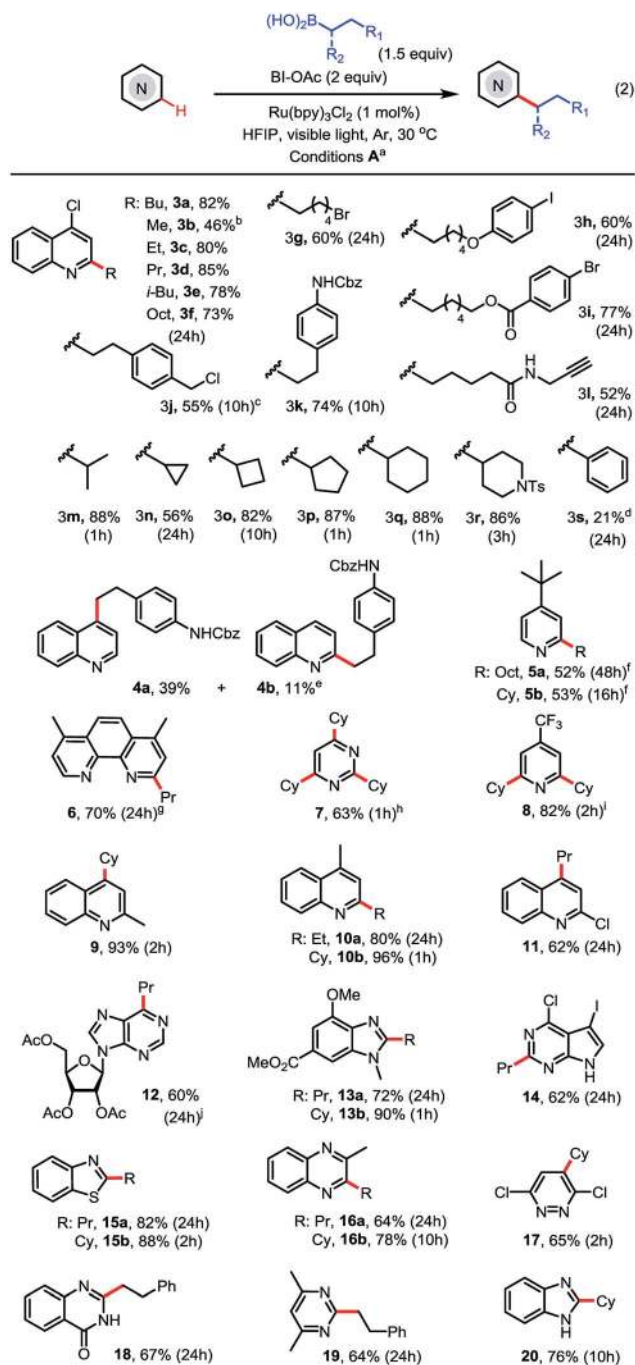
Table 1 Minisci C–H alkylation of **1** under visible light



Entry	Reagents (equiv.)	Solvents	<i>t</i> (°C)/time (h)	Yield ^a (%) 3a
1	2a (1.5), AgNO ₃ (0.2), K ₂ S ₂ O ₈ (3)	DCM/H ₂ O	30/24	18
2	2b (1.5), Mn(OAc) ₃ (2.5), TFA (1)	AcOH/H ₂ O	50/18	30
3	2a (1.5), BI-OAc (2), Ru(bpy) ₃ Cl ₂ (0.01), VL ^b	DCM	30/24	33
4	2a (1.5), BI-OAc (2), Ru(bpy) ₃ Cl ₂ (0.01), VL	CH ₃ CN	30/24	38
5	2a (1.5), BI-OAc (2), Ru(bpy) ₃ Cl ₂ (0.01), VL, Ar	HFIP	30/24	88 (82 ^c)
6	2b (1.5), BI-OAc (2), Ru(bpy) ₃ Cl ₂ (0.01), VL	HFIP	30/24	59
7	2a (1.5), BI-OH (2), Ru(bpy) ₃ Cl ₂ (0.01), VL	HFIP	30/24	82
8	2a (1.5), BI-OMe (2), Ru(bpy) ₃ Cl ₂ (0.01), VL	HFIP	30/24	61
9	2a (1.5), BI-N ₃ (2), Ru(bpy) ₃ Cl ₂ (0.01), VL	HFIP	30/24	25
10	2a (1.5), BI-Cl (2), Ru(bpy) ₃ Cl ₂ (0.01), VL	HFIP	30/24	<2
11	2a (1.5), PhI(OAc) ₂ (2), Ru(bpy) ₃ Cl ₂ (0.01), VL	HFIP	30/24	<2
12	2a (1.5), BI-OAc (2), Ir(ppy) ₃ (0.01), VL	HFIP	30/24	22
13	2a (1.5), BI-OAc (2), VL	HFIP	30/24	<2
14	2a (1.5), BI-OAc (2), Ru(bpy) ₃ Cl ₂ (0.01), in darkness	HFIP	30/24	<2
15	2a (1.5), BI-OAc (2), TEMPO (2), Ru(bpy) ₃ Cl ₂ (0.01), VL	HFIP	30/24	<2

^a Yields are based on ¹H-NMR analysis on a 0.2 mmol scale. ^b VL: compact household fluorescent bulb, 20 W. ^c Isolated yield.





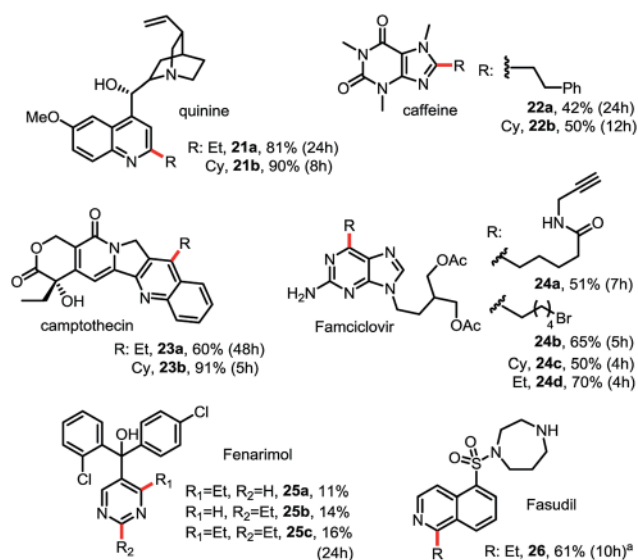
Scheme 2 Substrate scope of photoredox-mediated C–H alkylation of *N*-heteroarenes. (a) Isolated yield on 0.2 mmol scale; (b) 2 equiv. of MeB(OH)₂, 48 h; (c) 2 equiv. of RB(OH)₂; (d) 1.5 equiv. of PhB(OH)₂; (e) 1 equiv. of RB(OH), 2,4-dialkylated product was formed in <5% yield; (f) 2,6-dialkylated product was formed in <5% yield; (g) 2,2'-dialkylated product was formed in <5% yield; (h) 4.5 equiv. of CyB(OH)₂; (i) 3 equiv. of CyB(OH)₂. (j) other alkylated regioisomer was formed in <5% yield.

mixture of C2-substituted **4a** and C4-substituted **4b** was obtained for unsubstituted quinoline. Alkylation of 2-methylquinoline selectively occurred at C4 to give **9** in excellent yield. In general, electron-deficient *N*-heteroarenes show higher reactivity toward alkylation. For instance, cyclohexylation of 4-*t*-butylpyridine predominantly resulted in mono-alkylation (see

5b) while cyclohexylation of 4-CF₃-pyridine gave 2,6-dialkylated **8** in excellent yield using 3 equiv. of boronic acid. A variety of other *N*-heteroarenes can also be alkylated in good yield and regioselectivity (see **12–20**). For instance, a purine riboside substrate was selectively alkylated at C6 to give **12** in excellent selectivity;^{7d} and a pyrrole-fused pyrimidine was selectively alkylated on the electron-deficient pyrimidine ring to give **14** in good yield. Without protection of the NH group, benzimidazole can be alkylated at C2 to give **20** in good yield.

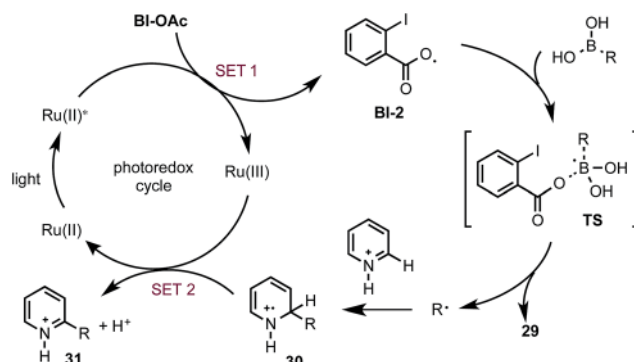
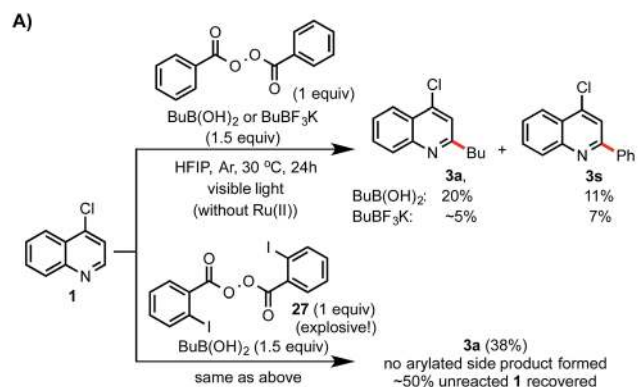
As shown in Scheme 3, this Minisci C–H alkylation can be readily applied to functionalize complex natural products and drug molecules.^{2c,8,9a} For instance, quinine with a free OH and vinyl group can be selectively alkylated at C2 position with both ethyl and cyclohexyl groups in excellent yield (see **21**). Camptothecin can be selectively alkylated at the C4 position of the pyridine ring (see **23**). Caffeine, a challenging substrate for previous Minisci reactions, can be selectively alkylated at C2 (see **22**).^{7b} Alkyl chains carrying an alkynyl or alkyl bromide group can be installed at C6 of Famciclovir in good yield (see **24a**, **24b**). Fasudil carrying a free secondary NH group was selectively alkylated at C1 in good yield (see **26**).

Control experiments and density functional theory (DFT) calculations have been carried out to probe the mechanism of this photoredox-mediated Minisci alkylation with alkyl boronic acids and BI-OAc oxidant.¹⁹ As shown in Scheme 4A, we were surprised to observe that reaction of **1** with BuB(OH)₂ and 1 equiv. of benzoyl peroxide in HFIP under visible light irradiation without photocatalyst also gave the alkylated product **3a** in 20% yield along with 11% yield of arylated side product **3s**, which is presumably formed from Ph[•] via the decarboxylation of BzO[•]. In comparison with BuB(OH)₂, BuBF₃K showed much lower reactivity. Furthermore, **3a** was formed as the only C–H functionalized product in 38% yield when *ortho*-iodobenzoyl peroxide **27** (highly explosive) was used as the oxidant for

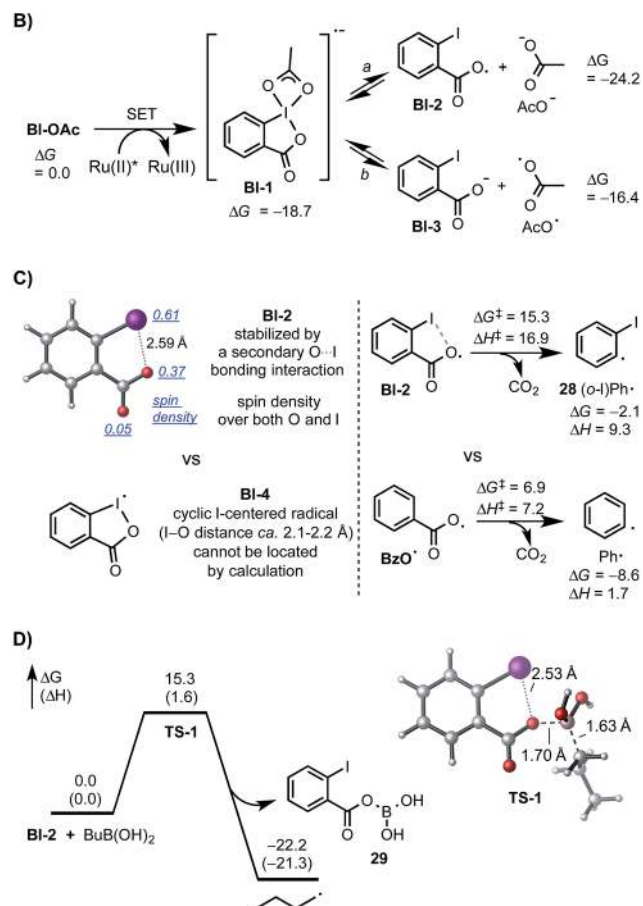


Scheme 3 Minisci C–H alkylation for functionalization of natural products and drug molecules. Isolated yield on 0.2 mmol scale under the standard conditions with 1.5 equiv. of R–B(OH)₂ (see Scheme 2). (a) Product was isolated in *N*-Boc protected form.





Scheme 5 Proposed mechanism.



Scheme 4 Mechanistic studies. DFT calculations were performed at the M06-2X/6-311++G(d,p)-SDD/SMD(HFIP)//M06-2X/6-31+G(d)-SDD level of theory. All energies are in kcal mol⁻¹.

reaction of **1** with BuB(OH)_2 under the same conditions.²⁰ These experiments suggest that benzoyloxy radicals can react with alkyl boronic acids to generate the requisite alkyl radical for the subsequent C-H alkylation. As shown in Scheme 4B, our DFT calculation showed that oxidant BI-OAc can be readily reduced by photoexcited Ru(II)^* via single electron transfer (SET) to form a radical anion intermediate **BI-1**, which then can undergo I-O bond cleavage to form radical **BI-2** and acetate anion via pathway *a* or form **BI-3** and acetoxy radical AcO^\cdot via pathway *b*.²¹ Formation of **BI-2** is considerably more thermodynamically

favorable than formation of AcO^\cdot . Although a pair of interconvertible radical species, I-centered radical **BI-4** and O-centered radical **BI-2**, have been invoked in a number of previous studies,²² the postulated cyclic structure of **BI-4** with a typical I-O bond length of ca. 2.1–2.2 Å cannot be located in our DFT calculation (Scheme 4C).²³ Instead, the acyclic radical intermediate **BI-2** is stabilized by a secondary I-O bonding interaction (~2.6 Å) and its spin density is distributed between the O and I atoms.²⁴ Calculation also revealed that **BI-2** is notably more stable than benzoyloxy radical BzO^\cdot and is much less prone to undergo decarboxylation to form the corresponding aryl radical, which could cause the C-H arylation side reaction.²⁵ Similar to the nucleophilic substitution reaction of more reactive alkylboranes with O-centered radicals, **BI-2** could react with the less Lewis-acidic boronic acids to form an alkyl radical R^\cdot via a radical “ate” transition state.^{26–28} The DFT calculation showed that this is a facile process at ambient temperature and highly exothermic (Scheme 4D).

Based on the above studies, we propose that the reaction with boronic acid substrates is initiated with the SET from photoexcited Ru(II)^* to BI-OAc (Scheme 5). The resulting **BI-2** reacts with boronic acid to form a R^\cdot , which then undergoes nucleophilic addition reaction with protonated *N*-heteroarenes to form a σ -complex. Single-electron oxidation of this intermediate by Ru(III) and deprotonation gives the final C-H alkylated product and closes the photoredox cycle.²⁹

Conclusions

In summary, we have developed a photoredox-mediated Minisci C-H alkylation reaction of *N*-heteroarenes with easily accessible alkyl boronic acids. A broad range of alkyl groups, including challenging primary alkyl groups, can be readily incorporated into various *N*-heteroarenes with high efficiency under mild conditions. These reactions exhibit excellent substrate scope and functional group tolerance, and offer a broadly applicable method for the late-stage functionalization of complex substrates. Mechanistic studies have revealed that acetoxybenziodoxole serves as a facile precursor for an *ortho*-iodobenzoyloxy radical intermediate under photoredox catalysis. The unique property of this intramolecularly stabilized benzoyloxy radical might be critical for the efficient transformation



of usually less reactive alkyl boronic acids to form alkyl radicals. Further mechanistic studies and application of benziodoxole reagents in other photoredox-mediated reaction systems are currently underway.

Acknowledgements

We gratefully thank the State Key Laboratory of Elemento-Organic Chemistry at Nankai University and the University of Pittsburgh for financial support of this work.

Notes and references

- (a) Bioactive heterocycles V, *Topics in Heterocyclic Chemistry*, ed. R. R. Gupta, Springer Verlag, New York, 2008, vol. 11; (b) M. E. Welsch, S. A. Snyder and B. R. Stockwell, *Curr. Opin. Chem. Biol.*, 2010, **14**, 347.
- (a) I. V. Seregin and V. Gevorgyan, *Chem. Soc. Rev.*, 2007, **36**, 1173; (b) L. Ackermann, R. Vicente and A. R. Kapdi, *Angew. Chem., Int. Ed.*, 2009, **48**, 9792; (c) T. Bruckl, R. D. Baxter, R. Y. Ishihara and P. S. Baran, *Acc. Chem. Res.*, 2012, **45**, 826; (d) J. Wencel-Delord and F. Glorius, *Nat. Chem.*, 2013, **5**, 369.
- For selected reviews and examples on C–H alkylation of *N*-heteroarenes: (a) L. Ackermann, *Chem. Commun.*, 2010, **46**, 4866; (b) J. C. Lewis, R. G. Bergman and J. A. Ellman, *J. Am. Chem. Soc.*, 2007, **129**, 5332; (c) D. A. Nagib and D. W. C. MacMillan, *Nature*, 2011, **480**, 224; (d) H. Schonherr and T. Cernak, *Angew. Chem., Int. Ed.*, 2013, **52**, 12256; (e) B. Xiao, Z.-J. Liu, L. Liu and Y. Fu, *J. Am. Chem. Soc.*, 2013, **135**, 616; (f) Y. Schramm, M. Takeuchi, K. Semba, Y. Nakao and J. F. Hartwig, *J. Am. Chem. Soc.*, 2015, **137**, 12215; (g) L. Bering and A. P. Antonchick, *Org. Lett.*, 2015, **17**, 3134.
- (a) F. Minisci, E. Vismara and F. Fontana, *Heterocycles*, 1989, **28**, 489; (b) M. A. J. Duncton, *Med. Chem. Commun.*, 2011, **2**, 1135.
- (a) I. B. Seiple, S. Su, R. A. Rodriguez, R. Gianatassio, Y. Fujiwara, A. L. Sobel and P. S. Baran, *J. Am. Chem. Soc.*, 2010, **132**, 13194; Baran also demonstrated alkylation of 1,4-quinone with alkyl boronic acids under $\text{Ag(I)}/\text{S}_2\text{O}_8^{2-}$ conditions, see: (b) Y. Fujiwara, V. Domingo, I. B. Seiple, R. Gianatassio, M. D. Bel and P. S. Baran, *J. Am. Chem. Soc.*, 2011, **133**, 3292.
- (a) G. A. Molander, V. Colombel and V. A. Braz, *Org. Lett.*, 2011, **13**, 1852; (b) M. Pisset, N. Fleury-Bregeot, D. Oehlrich, F. Rombouts and G. A. Molander, *J. Org. Chem.*, 2013, **78**, 4615.
- For selected recent examples of Minisci alkylation: (a) C. A. Correia, L. Yang and C.-J. Li, *Org. Lett.*, 2011, **13**, 4581; (b) Y. Fujiwara, J. A. Dixon, F. O'Hara, E. D. Funder, D. D. Dixon, R. A. Rodriguez, R. D. Baxter, B. Herle, N. Sach, M. R. Collins, Y. Ishihara and P. S. Baran, *Nature*, 2012, **492**, 95; (c) A. P. Antonchick and L. Burgmann, *Angew. Chem., Int. Ed.*, 2013, **52**, 3267; (d) R. Xia, M.-S. Xie, H.-Y. Niu, G.-R. Qu and H.-M. Guo, *Org. Lett.*, 2014, **16**, 447; (e) W.-M. Zhao, X.-L. Chen, J.-W. Yuan, L.-B. Qu, L.-K. Duan and Y.-F. Zhao, *Chem. Commun.*, 2014, **50**, 2018; (f) R.-J. Tang, L. Kang and L. Yang, *Adv. Synth. Catal.*, 2015, **357**, 2055; (g) T. McCallum and L. Barriault, *Chem. Sci.*, 2016, **7**, 4754.
- D. A. DiRocco, K. Dykstra, S. Krska, P. Vachal, D. V. Conway and M. Tudge, *Angew. Chem., Int. Ed.*, 2014, **53**, 4802.
- (a) J. Jin and D. W. C. MacMillan, *Nature*, 2015, **525**, 87; (b) J. Jin and D. W. C. MacMillan, *Angew. Chem., Int. Ed.*, 2015, **54**, 1565.
- (a) A. Studer and D. P. Curran, *Angew. Chem., Int. Ed.*, 2016, **55**, 58; (b) T. Koike and M. Akita, *Org. Biomol. Chem.*, 2016, DOI: 10.1039/C6OB00996D.
- Y. Yasu, T. Koike and M. Akita, *Adv. Synth. Catal.*, 2012, **354**, 3414.
- (a) H. Huang, K. Jia and Y. Chen, *Angew. Chem., Int. Ed.*, 2015, **54**, 1881; (b) H. Huang, G. Zhang, L. Gong, S. Zhang and Y. Chen, *J. Am. Chem. Soc.*, 2014, **136**, 2280.
- (a) J. C. Tellis, D. N. Primer and G. A. Molander, *Science*, 2014, **345**, 433; (b) M. El Khatib, R. A. M. Serafim and G. A. Molander, *Angew. Chem., Int. Ed.*, 2016, **55**, 254.
- Y. Wang, G.-X. Li, G. Yang, G. He and G. Chen, *Chem. Sci.*, 2016, **7**, 2679.
- For other examples of using benziodoxole reagents in visible light-mediated reactions: (a) S. A. Moteki, A. Usui, S. Selvakumar, T. Zhang and K. Maruoka, *Angew. Chem., Int. Ed.*, 2014, **53**, 11060; (b) H. Tan, H. Li, W. Ji and L. Wang, *Angew. Chem., Int. Ed.*, 2015, **54**, 8374; (c) Q.-Q. Zhou, W. Guo, W. Ding, X. Wu, X. Chen, L.-Q. Lu and W.-J. Xiao, *Angew. Chem., Int. Ed.*, 2015, **54**, 11196.
- For select reviews on hypervalent iodine chemistry: (a) A. Yoshimura and V. V. Zhdankin, *Chem. Rev.*, 2016, **116**, 3328; (b) H. Tohma and Y. Kita, *Adv. Synth. Catal.*, 2004, **346**, 111; (c) R. Narayan, S. Manna and A. P. Antonchick, *Synlett*, 2015, **26**, 1785; For selected reviews on benziodoxole chemistry: (d) V. V. Zhdankin, *Curr. Org. Synth.*, 2005, **2**, 121; (e) Y. Li, D. P. Hari, M. V. Vita and J. Waser, *Angew. Chem., Int. Ed.*, 2016, **55**, 4436.
- For selected reviews on visible light-mediated organic reactions: (a) J. M. R. Narayanam and C. R. J. Stephenson, *Chem. Soc. Rev.*, 2011, **40**, 102; (b) T. P. Yoon, M. A. Ischay and J. N. Du, *Nat. Chem.*, 2010, **2**, 527; (c) C. K. Prier, D. A. Rankic and D. W. C. MacMillan, *Chem. Rev.*, 2013, **113**, 5322; (d) J. Xie, H. Jin, P. Xu and C. Zhu, *Tetrahedron Lett.*, 2014, **55**, 36.
- H. Togo, *Advanced Free Radical Reactions for Organic Synthesis*, Elsevier, 2004.
- (a) M. J. Frisch, *et al.*, *DFT calculations were performed using Gaussian 09, Revision D.01*, Gaussian, Inc., Wallingford CT, 2009. Geometries were optimized at the M06-2X/6-31+G(d)-SDD level of theory in the gas phase. Single point energies were calculated at the M06-2X/6-311++G(d,p)-SDD level with the SMD solvation model in HFIP. See ESI† for computational details. For recent computational studies on photoredox mediated C–C bond formation reactions, see: (b) O. Gutierrez, J. C. Tellis, D. N. Primer, G. A. Molander and M. C. Kozlowski, *J. Am. Chem. Soc.*, 2015, **137**, 4896; (c) T. B. Demissie, K. Ruud and



- J. H. Hansen, *Organometallics*, 2015, **34**, 4218; (d) X. Pan, C. Fang, M. Fantin, N. Malhotra, W. Y. So, L. A. Peteanu, A. A. Isse, A. Gennaro, P. Liu and K. Matyjaszewski, *J. Am. Chem. Soc.*, 2016, **138**, 2411.
- 20 (a) Extreme caution should be used for preparation and handling of **27**: J. E. Leffler, R. D. Faulkner and C. C. Petropoulos, *J. Am. Chem. Soc.*, 1958, **80**, 5435; (b) In comparison with **27**, BI-OAc is very stable and can be readily prepared in two steps from *ortho*-iodobenzoic acid: P. Eisenberger, S. Gischig and A. Togni, *Chem.-Eur. J.*, 2006, **12**, 2579.
- 21 (a) The experimental redox potential of $E_{\text{Ru(bpy)}_3^{3+/2+}}^{\text{O}}$ (-0.81 V vs. SCE in MeCN) was used in the computation of the SET reaction energy with Ru(II)*. See: C. R. Bock, T. J. Meyer and D. G. Whitten, *J. Am. Chem. Soc.*, 1975, **97**, 2909. (b) Dissociative single electron transfer (DSET) processes to directly form **BI-2** and AcO^- **BI-3** and AcO^\cdot are also possible. For DFT calculations of redox potentials, see: (c) P. Winget, C. J. Cramer and D. G. Truhlar, *Theor. Chem. Acc.*, 2004, **112**, 217; (d) A. A. Isse, C. Y. Lin, M. L. Coote and A. Gennaro, *J. Phys. Chem. B*, 2011, **115**, 678; (e) H. G. Roth, N. A. Romero and D. A. Nicewicz, *Synlett*, 2016, **27**, 714.
- 22 (a) V. V. Zhdankin, A. P. Krasutsky, C. J. Kuehl, A. J. Simonsen, J. K. Woodward, B. Mismash and J. T. Bolz, *J. Am. Chem. Soc.*, 1996, **118**, 5192; (b) M. Ochiai, T. Ito, H. Takahashi, A. Nakanishi, M. Toyonari, T. Sueda, S. Goto and M. Shiro, *J. Am. Chem. Soc.*, 1996, **118**, 7716; (c) F. Le Vaillant, T. Courant and J. Waser, *Angew. Chem., Int. Ed.*, 2015, **54**, 11200; (d) K. Jia, F. Zhang, H. Huang and Y. Chen, *J. Am. Chem. Soc.*, 2016, **138**, 1514; (e) Ref. 15c and 20a.
- 23 The length of I–O bond in known carboxyl benziodoxoles typically lie in the range of 2.1 to 2.2 Å. see: (a) J. Z. Gougoutas and L. Lessinger, *J. Solid State Chem.*, 1974, **9**, 155; (b) Ref. 12a and 16a; (c) An unusually long I–O bond of 2.48 Å was observed in an arylbenziodoxle compound; the I–O interaction was described as a weak primary bond or strong intramolecular secondary bond: R. J. Batchelor, T. Birchall and J. F. Sawyer, *Inorg. Chem.*, 1986, **25**, 1415.
- 24 **BI-2** is probably best described as a resonance structure between the O-centered and I-centered radicals.
- 25 No detectable C–H *ortho*-iodoarylated side products were observed in our alkylation reaction system.
- 26 Although the intramolecular I–O interaction stabilizes **BI-2**, there is still sufficient radical character on the O atom that manifests similar reactivity as that of typical O-centered radicals.
- 27 (a) C. Ollivier and P. Renaud, *Chem. Rev.*, 2001, **101**, 3415; (b) A.-P. Schaffner and P. Renaud, *Eur. J. Org. Chem.*, 2004, 2291; (c) C. Carra and J. C. Scaiano, *Eur. J. Org. Chem.*, 2008, 4454; (d) D. Liu, Y. Li, X. Qi, C. Liu, Y. Lan and A. Lei, *Org. Lett.*, 2015, **17**, 998.
- 28 For a leading review on homolytic substitution reaction: A. G. Davies and B. P. Roberts, *Acc. Chem. Res.*, 1972, **5**, 387.
- 29 The control experiment in Scheme 4A suggest that the reaction of alkyl boronic acids and trifluoroborates might proceed with different mechanisms under our reaction conditions. It is plausible that Ru(III) formed *via* the oxidation by BI-OAc might react with the easily oxidizable alkyl trifluoroborates to give the alkyl radical and Ru(II). Such process has been proposed in the previous studies of BI-mediated photoredox-catalyzed reaction system using alkyl trifluoroborates (ref. 12). Formation of alkyl radical *via* SET oxidation of alkyl trifluoroborates by Ru(III) or Ir(x) have been proposed in other photoredox-mediated system, see ref. 11 and 13. As seen in the control experiment with benzoyl peroxide, benzoyloxy radical might also be able to react with σ complex **30** *via* H-abstraction to form the final alkylated product and close the photoredox cycle.

