

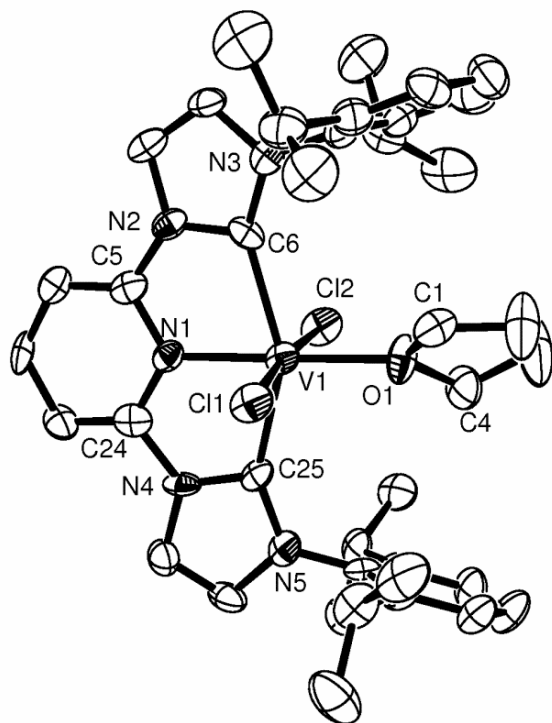
Electronic Supplementary Information for Dalton Transactions
This journal is © The Royal Society of Chemistry 2005

‘Pincer’ dicarbene complexes of some early transition metals and uranium

David Pugh, Joseph A. Wright, Sandra Freeman and Andreas A. Danopoulos*

Electronic Supplementary Information

Structural Data for 1a



Electronic Supplementary Information for Dalton Transactions
This journal is © The Royal Society of Chemistry 2005

Table 1. Crystal data and structure refinement for 1a.

Identification code	1a	
Empirical formula	C ₄₇ H ₆₅ Cl ₂ N ₅ O ₃ V	
Formula weight	869.88	
Temperature	120(2) K	
Wavelength	0.71073 Å	
Crystal system	Orthorhombic	
Space group	P n a 21	
Unit cell dimensions	a = 10.306(3) Å	α = 90°.
	b = 32.019(11) Å	β = 90°.
	c = 13.807(5) Å	γ = 90°.
Volume	4556(3) Å ³	
Z	4	
Density (calculated)	1.268 Mg/m ³	
Absorption coefficient	0.380 mm ⁻¹	
F(000)	1852	
Crystal size	0.22 x 0.10 x 0.02 mm ³	
Theta range for data collection	3.21 to 24.20°.	
Index ranges	-11 ≤ h ≤ 11, -36 ≤ k ≤ 36, -14 ≤ l ≤ 15	
Reflections collected	21996	
Independent reflections	6436 [R(int) = 0.1892]	
Completeness to theta = 24.20°	95.8 %	
Absorption correction	Semi-empirical from equivalents	
Max. and min. transmission	0.988 and 0.955	
Refinement method	Full-matrix least-squares on F ²	
Data / restraints / parameters	6436 / 1 / 531	
Goodness-of-fit on F ²	0.923	
Final R indices [I > 2σ(I)]	R1 = 0.0656, wR2 = 0.0915	
R indices (all data)	R1 = 0.1917, wR2 = 0.1215	
Absolute structure parameter	0.04(5)	
Largest diff. peak and hole	0.301 and -0.325 e.Å ⁻³	

Table 2. Atomic coordinates ($\times 10^4$) and equivalent isotropic displacement parameters ($\text{\AA}^2 \times 10^3$) for 1a. $U(\text{eq})$ is defined as one third of the trace of the orthogonalized U^{ij} tensor.

	x	y	z	U(eq)
C(1)	7959(8)	1638(3)	5064(6)	45(2)
C(2)	7156(10)	2020(3)	5040(9)	82(4)
C(3)	5828(10)	1893(3)	5317(10)	95(5)
C(4)	5792(8)	1440(3)	5201(7)	49(3)
C(5)	9230(8)	12(3)	6687(6)	35(2)
C(6)	9123(8)	760(3)	6811(6)	30(2)
C(7)	10424(8)	819(3)	8153(6)	37(2)
C(8)	10388(8)	418(3)	7940(6)	38(2)
C(9)	9546(9)	1469(3)	7434(6)	37(2)
C(10)	10492(8)	1692(3)	6975(6)	40(2)
C(11)	10394(9)	2129(3)	6970(6)	47(3)
C(12)	9356(10)	2324(3)	7407(7)	55(3)
C(13)	8391(10)	2081(4)	7853(7)	58(3)
C(14)	8492(8)	1656(3)	7866(6)	41(2)
C(15)	7471(9)	1392(3)	8393(6)	47(3)
C(16)	7820(10)	1367(3)	9459(7)	73(3)
C(17)	6072(9)	1556(3)	8273(7)	75(3)
C(18)	11676(9)	1489(3)	6497(7)	53(3)
C(19)	12845(9)	1505(3)	7188(7)	75(3)
C(20)	12012(9)	1676(3)	5521(8)	71(3)
C(21)	9654(8)	-386(3)	6935(6)	38(2)
C(22)	9192(7)	-720(3)	6409(6)	39(2)
C(23)	8331(6)	-669(3)	5653(7)	40(2)
C(24)	7964(7)	-267(3)	5455(6)	32(2)
C(25)	6667(7)	260(3)	4659(6)	30(2)
C(26)	5617(8)	-184(3)	3613(7)	42(2)
C(27)	6453(8)	-421(3)	4106(7)	41(2)
C(28)	4900(8)	555(3)	3648(6)	34(2)
C(29)	3652(7)	577(3)	4028(6)	36(2)
C(30)	2851(9)	896(3)	3726(7)	47(3)

Electronic Supplementary Information for Dalton Transactions
This journal is © The Royal Society of Chemistry 2005

C(31)	3269(8)	1183(3)	3052(7)	48(3)
C(32)	4481(8)	1159(3)	2674(6)	46(3)
C(33)	5323(8)	844(3)	2946(7)	42(2)
C(34)	6599(8)	787(3)	2443(6)	49(3)
C(35)	6384(10)	573(3)	1463(7)	79(4)
C(36)	7298(9)	1191(3)	2292(7)	67(3)
C(37)	3175(7)	250(3)	4747(6)	40(2)
C(38)	2209(8)	-41(2)	4249(6)	46(2)
C(39)	2542(7)	449(2)	5628(7)	49(2)
C(40)	8967(13)	2114(5)	2237(12)	120(5)
C(41)	10181(10)	1915(3)	2599(8)	75(4)
C(42)	10267(17)	2632(4)	2721(13)	136(7)
C(43)	10773(14)	2253(4)	3186(10)	132(6)
C(44)	6811(11)	8298(4)	5167(9)	94(4)
C(45)	6678(14)	7839(4)	4959(9)	91(4)
C(46)	8061(12)	7701(4)	5084(9)	86(4)
C(47)	8802(12)	8065(5)	4705(10)	102(4)
Cl(1)	9350(2)	754(1)	4310(2)	43(1)
Cl(2)	6002(2)	634(1)	6764(2)	45(1)
N(1)	8393(6)	73(2)	5936(5)	29(2)
N(2)	9611(6)	374(2)	7126(5)	31(2)
N(3)	9665(6)	1027(2)	7455(5)	33(2)
N(4)	7068(6)	-150(2)	4737(5)	33(2)
N(5)	5750(6)	231(2)	3933(5)	35(2)
O(1)	7111(5)	1293(2)	5258(4)	44(2)
O(2)	9232(12)	2538(4)	2172(10)	175(5)
O(3)	7986(11)	8425(3)	4778(6)	122(4)
V(1)	7748(1)	672(1)	5600(1)	31(1)

Table 3. Bond lengths [\AA] and angles [$^\circ$] for 1a.

C(1)-O(1)	1.434(8)
C(1)-C(2)	1.478(11)
C(1)-H(1A)	0.9900
C(1)-H(1B)	0.9900
C(2)-C(3)	1.478(12)
C(2)-H(2A)	0.9900
C(2)-H(2B)	0.9900
C(3)-C(4)	1.459(11)
C(3)-H(3A)	0.9900
C(3)-H(3B)	0.9900
C(4)-O(1)	1.441(8)
C(4)-H(4A)	0.9900
C(4)-H(4B)	0.9900
C(5)-N(1)	1.363(9)
C(5)-N(2)	1.365(10)
C(5)-C(21)	1.388(10)
C(6)-N(3)	1.354(9)
C(6)-N(2)	1.405(9)
C(6)-V(1)	2.209(9)
C(7)-C(8)	1.316(11)
C(7)-N(3)	1.409(10)
C(7)-H(7)	0.9500
C(8)-N(2)	1.387(9)
C(8)-H(8)	0.9500
C(9)-C(10)	1.366(11)
C(9)-C(14)	1.377(11)
C(9)-N(3)	1.420(10)
C(10)-C(11)	1.401(11)
C(10)-C(18)	1.533(12)
C(11)-C(12)	1.378(12)
C(11)-H(11)	0.9500
C(12)-C(13)	1.405(12)
C(12)-H(12)	0.9500

Electronic Supplementary Information for Dalton Transactions
This journal is © The Royal Society of Chemistry 2005

C(13)-C(14)	1.364(12)
C(13)-H(13)	0.9500
C(14)-C(15)	1.533(12)
C(15)-C(16)	1.517(12)
C(15)-C(17)	1.544(12)
C(15)-H(15)	1.0000
C(16)-H(16A)	0.9800
C(16)-H(16B)	0.9800
C(16)-H(16C)	0.9800
C(17)-H(17A)	0.9800
C(17)-H(17B)	0.9800
C(17)-H(17C)	0.9800
C(18)-C(20)	1.514(12)
C(18)-C(19)	1.537(12)
C(18)-H(18)	1.0000
C(19)-H(19A)	0.9800
C(19)-H(19B)	0.9800
C(19)-H(19C)	0.9800
C(20)-H(20A)	0.9800
C(20)-H(20B)	0.9800
C(20)-H(20C)	0.9800
C(21)-C(22)	1.377(11)
C(21)-H(21)	0.9500
C(22)-C(23)	1.380(11)
C(22)-H(22)	0.9500
C(23)-C(24)	1.369(11)
C(23)-H(23)	0.9500
C(24)-N(1)	1.348(9)
C(24)-N(4)	1.405(9)
C(25)-N(4)	1.378(10)
C(25)-N(5)	1.381(9)
C(25)-V(1)	2.162(9)
C(26)-C(27)	1.336(11)
C(26)-N(5)	1.406(10)
C(26)-H(26)	0.9500

Electronic Supplementary Information for Dalton Transactions
This journal is © The Royal Society of Chemistry 2005

C(27)-N(4)	1.384(9)
C(27)-H(27)	0.9500
C(28)-C(29)	1.392(11)
C(28)-C(33)	1.409(11)
C(28)-N(5)	1.414(10)
C(29)-C(30)	1.378(11)
C(29)-C(37)	1.525(11)
C(30)-C(31)	1.376(11)
C(30)-H(30)	0.9500
C(31)-C(32)	1.356(11)
C(31)-H(31)	0.9500
C(32)-C(33)	1.383(11)
C(32)-H(32)	0.9500
C(33)-C(34)	1.498(11)
C(34)-C(36)	1.496(12)
C(34)-C(35)	1.533(12)
C(34)-H(34)	1.0000
C(35)-H(35A)	0.9800
C(35)-H(35B)	0.9800
C(35)-H(35C)	0.9800
C(36)-H(36A)	0.9800
C(36)-H(36B)	0.9800
C(36)-H(36C)	0.9800
C(37)-C(39)	1.520(11)
C(37)-C(38)	1.527(10)
C(37)-H(37)	1.0000
C(38)-H(38A)	0.9800
C(38)-H(38B)	0.9800
C(38)-H(38C)	0.9800
C(39)-H(39A)	0.9800
C(39)-H(39B)	0.9800
C(39)-H(39C)	0.9800
C(40)-O(2)	1.390(13)
C(40)-C(41)	1.490(14)
C(40)-H(40A)	0.9900

Electronic Supplementary Information for Dalton Transactions
This journal is © The Royal Society of Chemistry 2005

C(40)-H(40B)	0.9900
C(41)-C(43)	1.483(14)
C(41)-H(41A)	0.9900
C(41)-H(41B)	0.9900
C(42)-O(2)	1.343(15)
C(42)-C(43)	1.467(15)
C(42)-H(42A)	0.9900
C(42)-H(42B)	0.9900
C(43)-H(43A)	0.9900
C(43)-H(43B)	0.9900
C(44)-O(3)	1.386(12)
C(44)-C(45)	1.504(13)
C(44)-H(44A)	0.9900
C(44)-H(44B)	0.9900
C(45)-C(46)	1.502(14)
C(45)-H(45A)	0.9900
C(45)-H(45B)	0.9900
C(46)-C(47)	1.489(14)
C(46)-H(46A)	0.9900
C(46)-H(46B)	0.9900
C(47)-O(3)	1.428(13)
C(47)-H(47A)	0.9900
C(47)-H(47B)	0.9900
Cl(1)-V(1)	2.443(3)
Cl(2)-V(1)	2.416(3)
N(1)-V(1)	2.084(7)
O(1)-V(1)	2.145(5)
O(1)-C(1)-C(2)	107.5(7)
O(1)-C(1)-H(1A)	110.2
C(2)-C(1)-H(1A)	110.2
O(1)-C(1)-H(1B)	110.2
C(2)-C(1)-H(1B)	110.2
H(1A)-C(1)-H(1B)	108.5
C(1)-C(2)-C(3)	106.5(8)

Electronic Supplementary Information for Dalton Transactions
This journal is © The Royal Society of Chemistry 2005

C(1)-C(2)-H(2A)	110.4
C(3)-C(2)-H(2A)	110.4
C(1)-C(2)-H(2B)	110.4
C(3)-C(2)-H(2B)	110.4
H(2A)-C(2)-H(2B)	108.6
C(4)-C(3)-C(2)	105.6(8)
C(4)-C(3)-H(3A)	110.6
C(2)-C(3)-H(3A)	110.6
C(4)-C(3)-H(3B)	110.6
C(2)-C(3)-H(3B)	110.6
H(3A)-C(3)-H(3B)	108.7
O(1)-C(4)-C(3)	107.2(7)
O(1)-C(4)-H(4A)	110.3
C(3)-C(4)-H(4A)	110.3
O(1)-C(4)-H(4B)	110.3
C(3)-C(4)-H(4B)	110.3
H(4A)-C(4)-H(4B)	108.5
N(1)-C(5)-N(2)	113.4(8)
N(1)-C(5)-C(21)	121.2(8)
N(2)-C(5)-C(21)	125.3(8)
N(3)-C(6)-N(2)	101.8(7)
N(3)-C(6)-V(1)	147.3(7)
N(2)-C(6)-V(1)	110.6(5)
C(8)-C(7)-N(3)	107.0(8)
C(8)-C(7)-H(7)	126.5
N(3)-C(7)-H(7)	126.5
C(7)-C(8)-N(2)	107.4(8)
C(7)-C(8)-H(8)	126.3
N(2)-C(8)-H(8)	126.3
C(10)-C(9)-C(14)	122.4(9)
C(10)-C(9)-N(3)	118.1(9)
C(14)-C(9)-N(3)	119.5(8)
C(9)-C(10)-C(11)	118.3(9)
C(9)-C(10)-C(18)	123.0(9)
C(11)-C(10)-C(18)	118.6(8)

Electronic Supplementary Information for Dalton Transactions
This journal is © The Royal Society of Chemistry 2005

C(12)-C(11)-C(10)	120.4(9)
C(12)-C(11)-H(11)	119.8
C(10)-C(11)-H(11)	119.8
C(11)-C(12)-C(13)	119.4(9)
C(11)-C(12)-H(12)	120.3
C(13)-C(12)-H(12)	120.3
C(14)-C(13)-C(12)	120.3(9)
C(14)-C(13)-H(13)	119.9
C(12)-C(13)-H(13)	119.9
C(13)-C(14)-C(9)	119.3(9)
C(13)-C(14)-C(15)	120.3(9)
C(9)-C(14)-C(15)	120.4(9)
C(16)-C(15)-C(14)	109.1(7)
C(16)-C(15)-C(17)	110.0(8)
C(14)-C(15)-C(17)	113.7(8)
C(16)-C(15)-H(15)	108.0
C(14)-C(15)-H(15)	108.0
C(17)-C(15)-H(15)	108.0
C(15)-C(16)-H(16A)	109.5
C(15)-C(16)-H(16B)	109.5
H(16A)-C(16)-H(16B)	109.5
C(15)-C(16)-H(16C)	109.5
H(16A)-C(16)-H(16C)	109.5
H(16B)-C(16)-H(16C)	109.5
C(15)-C(17)-H(17A)	109.5
C(15)-C(17)-H(17B)	109.5
H(17A)-C(17)-H(17B)	109.5
C(15)-C(17)-H(17C)	109.5
H(17A)-C(17)-H(17C)	109.5
H(17B)-C(17)-H(17C)	109.5
C(20)-C(18)-C(10)	113.4(8)
C(20)-C(18)-C(19)	111.1(8)
C(10)-C(18)-C(19)	110.0(8)
C(20)-C(18)-H(18)	107.4
C(10)-C(18)-H(18)	107.4

Electronic Supplementary Information for Dalton Transactions
This journal is © The Royal Society of Chemistry 2005

C(19)-C(18)-H(18)	107.4
C(18)-C(19)-H(19A)	109.5
C(18)-C(19)-H(19B)	109.5
H(19A)-C(19)-H(19B)	109.5
C(18)-C(19)-H(19C)	109.5
H(19A)-C(19)-H(19C)	109.5
H(19B)-C(19)-H(19C)	109.5
C(18)-C(20)-H(20A)	109.5
C(18)-C(20)-H(20B)	109.5
H(20A)-C(20)-H(20B)	109.5
C(18)-C(20)-H(20C)	109.5
H(20A)-C(20)-H(20C)	109.5
H(20B)-C(20)-H(20C)	109.5
C(22)-C(21)-C(5)	118.2(8)
C(22)-C(21)-H(21)	120.9
C(5)-C(21)-H(21)	120.9
C(21)-C(22)-C(23)	122.0(8)
C(21)-C(22)-H(22)	119.0
C(23)-C(22)-H(22)	119.0
C(24)-C(23)-C(22)	116.0(8)
C(24)-C(23)-H(23)	122.0
C(22)-C(23)-H(23)	122.0
N(1)-C(24)-C(23)	124.7(8)
N(1)-C(24)-N(4)	110.4(8)
C(23)-C(24)-N(4)	124.9(8)
N(4)-C(25)-N(5)	101.5(7)
N(4)-C(25)-V(1)	112.3(6)
N(5)-C(25)-V(1)	146.1(7)
C(27)-C(26)-N(5)	108.3(8)
C(27)-C(26)-H(26)	125.9
N(5)-C(26)-H(26)	125.9
C(26)-C(27)-N(4)	105.1(8)
C(26)-C(27)-H(27)	127.5
N(4)-C(27)-H(27)	127.5
C(29)-C(28)-C(33)	120.8(8)

Electronic Supplementary Information for Dalton Transactions
This journal is © The Royal Society of Chemistry 2005

C(29)-C(28)-N(5)	120.3(8)
C(33)-C(28)-N(5)	118.8(8)
C(30)-C(29)-C(28)	118.5(8)
C(30)-C(29)-C(37)	120.9(8)
C(28)-C(29)-C(37)	120.6(8)
C(31)-C(30)-C(29)	120.8(8)
C(31)-C(30)-H(30)	119.6
C(29)-C(30)-H(30)	119.6
C(32)-C(31)-C(30)	120.7(9)
C(32)-C(31)-H(31)	119.7
C(30)-C(31)-H(31)	119.7
C(31)-C(32)-C(33)	121.0(9)
C(31)-C(32)-H(32)	119.5
C(33)-C(32)-H(32)	119.5
C(32)-C(33)-C(28)	118.1(8)
C(32)-C(33)-C(34)	120.9(9)
C(28)-C(33)-C(34)	120.8(8)
C(36)-C(34)-C(33)	112.5(8)
C(36)-C(34)-C(35)	109.4(8)
C(33)-C(34)-C(35)	109.7(8)
C(36)-C(34)-H(34)	108.4
C(33)-C(34)-H(34)	108.4
C(35)-C(34)-H(34)	108.4
C(34)-C(35)-H(35A)	109.5
C(34)-C(35)-H(35B)	109.5
H(35A)-C(35)-H(35B)	109.5
C(34)-C(35)-H(35C)	109.5
H(35A)-C(35)-H(35C)	109.5
H(35B)-C(35)-H(35C)	109.5
C(34)-C(36)-H(36A)	109.5
C(34)-C(36)-H(36B)	109.5
H(36A)-C(36)-H(36B)	109.5
C(34)-C(36)-H(36C)	109.5
H(36A)-C(36)-H(36C)	109.5
H(36B)-C(36)-H(36C)	109.5

Electronic Supplementary Information for Dalton Transactions
This journal is © The Royal Society of Chemistry 2005

C(39)-C(37)-C(29)	111.8(7)
C(39)-C(37)-C(38)	109.7(6)
C(29)-C(37)-C(38)	109.7(7)
C(39)-C(37)-H(37)	108.6
C(29)-C(37)-H(37)	108.6
C(38)-C(37)-H(37)	108.6
C(37)-C(38)-H(38A)	109.5
C(37)-C(38)-H(38B)	109.5
H(38A)-C(38)-H(38B)	109.5
C(37)-C(38)-H(38C)	109.5
H(38A)-C(38)-H(38C)	109.5
H(38B)-C(38)-H(38C)	109.5
C(37)-C(39)-H(39A)	109.5
C(37)-C(39)-H(39B)	109.5
H(39A)-C(39)-H(39B)	109.5
C(37)-C(39)-H(39C)	109.5
H(39A)-C(39)-H(39C)	109.5
H(39B)-C(39)-H(39C)	109.5
O(2)-C(40)-C(41)	105.9(11)
O(2)-C(40)-H(40A)	110.5
C(41)-C(40)-H(40A)	110.5
O(2)-C(40)-H(40B)	110.5
C(41)-C(40)-H(40B)	110.5
H(40A)-C(40)-H(40B)	108.7
C(43)-C(41)-C(40)	102.5(10)
C(43)-C(41)-H(41A)	111.3
C(40)-C(41)-H(41A)	111.3
C(43)-C(41)-H(41B)	111.3
C(40)-C(41)-H(41B)	111.3
H(41A)-C(41)-H(41B)	109.2
O(2)-C(42)-C(43)	110.2(12)
O(2)-C(42)-H(42A)	109.6
C(43)-C(42)-H(42A)	109.6
O(2)-C(42)-H(42B)	109.6
C(43)-C(42)-H(42B)	109.6

Electronic Supplementary Information for Dalton Transactions
This journal is © The Royal Society of Chemistry 2005

H(42A)-C(42)-H(42B)	108.1
C(42)-C(43)-C(41)	102.6(10)
C(42)-C(43)-H(43A)	111.2
C(41)-C(43)-H(43A)	111.2
C(42)-C(43)-H(43B)	111.2
C(41)-C(43)-H(43B)	111.2
H(43A)-C(43)-H(43B)	109.2
O(3)-C(44)-C(45)	106.9(10)
O(3)-C(44)-H(44A)	110.3
C(45)-C(44)-H(44A)	110.3
O(3)-C(44)-H(44B)	110.3
C(45)-C(44)-H(44B)	110.3
H(44A)-C(44)-H(44B)	108.6
C(46)-C(45)-C(44)	100.3(10)
C(46)-C(45)-H(45A)	111.7
C(44)-C(45)-H(45A)	111.7
C(46)-C(45)-H(45B)	111.7
C(44)-C(45)-H(45B)	111.7
H(45A)-C(45)-H(45B)	109.5
C(47)-C(46)-C(45)	102.5(10)
C(47)-C(46)-H(46A)	111.3
C(45)-C(46)-H(46A)	111.3
C(47)-C(46)-H(46B)	111.3
C(45)-C(46)-H(46B)	111.3
H(46A)-C(46)-H(46B)	109.2
O(3)-C(47)-C(46)	107.7(10)
O(3)-C(47)-H(47A)	110.2
C(46)-C(47)-H(47A)	110.2
O(3)-C(47)-H(47B)	110.2
C(46)-C(47)-H(47B)	110.2
H(47A)-C(47)-H(47B)	108.5
C(24)-N(1)-C(5)	117.8(8)
C(24)-N(1)-V(1)	121.9(6)
C(5)-N(1)-V(1)	120.2(6)
C(5)-N(2)-C(8)	127.8(8)

Electronic Supplementary Information for Dalton Transactions
This journal is © The Royal Society of Chemistry 2005

C(5)-N(2)-C(6)	120.5(7)
C(8)-N(2)-C(6)	111.5(7)
C(6)-N(3)-C(7)	112.3(7)
C(6)-N(3)-C(9)	125.4(8)
C(7)-N(3)-C(9)	122.2(8)
C(25)-N(4)-C(27)	114.2(7)
C(25)-N(4)-C(24)	120.4(7)
C(27)-N(4)-C(24)	125.2(8)
C(25)-N(5)-C(26)	111.0(7)
C(25)-N(5)-C(28)	125.2(7)
C(26)-N(5)-C(28)	123.1(7)
C(1)-O(1)-C(4)	108.2(6)
C(1)-O(1)-V(1)	124.6(4)
C(4)-O(1)-V(1)	127.2(5)
C(42)-O(2)-C(40)	109.7(12)
C(44)-O(3)-C(47)	107.8(9)
N(1)-V(1)-O(1)	179.2(3)
N(1)-V(1)-C(25)	74.7(3)
O(1)-V(1)-C(25)	106.0(3)
N(1)-V(1)-C(6)	75.2(3)
O(1)-V(1)-C(6)	104.2(3)
C(25)-V(1)-C(6)	149.6(3)
N(1)-V(1)-Cl(2)	92.47(17)
O(1)-V(1)-Cl(2)	88.00(16)
C(25)-V(1)-Cl(2)	89.2(2)
C(6)-V(1)-Cl(2)	88.9(2)
N(1)-V(1)-Cl(1)	92.56(17)
O(1)-V(1)-Cl(1)	87.02(16)
C(25)-V(1)-Cl(1)	88.6(2)
C(6)-V(1)-Cl(1)	96.0(2)
Cl(2)-V(1)-Cl(1)	173.73(10)

Symmetry transformations used to generate equivalent atoms:

Table 4. Anisotropic displacement parameters ($\text{\AA}^2 \times 10^3$) for 1a. The anisotropic displacement factor exponent takes the form: $-2\pi^2 [h^2 a^{*2} U^{11} + \dots + 2 h k a^* b^* U^{12}]$

	U^{11}	U^{22}	U^{33}	U^{23}	U^{13}	U^{12}
C(1)	41(6)	52(7)	40(6)	9(5)	-7(5)	-8(5)
C(2)	75(8)	47(8)	125(10)	19(7)	5(8)	21(7)
C(3)	58(7)	44(8)	183(15)	-1(8)	8(9)	17(6)
C(4)	33(5)	50(7)	63(7)	-6(5)	3(5)	8(4)
C(5)	22(5)	52(7)	30(6)	0(6)	3(5)	-2(5)
C(6)	33(5)	25(6)	31(5)	-4(5)	8(5)	-13(4)
C(7)	30(5)	48(7)	34(6)	-4(5)	-10(5)	-3(5)
C(8)	24(5)	61(8)	29(6)	8(5)	-3(5)	0(5)
C(9)	33(6)	36(7)	43(6)	4(5)	-9(5)	-4(5)
C(10)	42(6)	46(7)	33(6)	2(5)	-1(5)	-3(5)
C(11)	58(7)	41(7)	40(6)	-1(5)	3(5)	-13(5)
C(12)	69(8)	40(7)	57(7)	-6(6)	-1(6)	0(6)
C(13)	51(7)	75(10)	47(7)	-17(7)	2(6)	-1(6)
C(14)	40(6)	48(8)	36(6)	2(5)	-11(5)	5(5)
C(15)	44(6)	57(7)	41(6)	-9(5)	16(5)	-9(5)
C(16)	65(7)	92(9)	62(8)	18(6)	-3(6)	0(6)
C(17)	54(7)	114(10)	57(7)	-23(7)	18(6)	-1(7)
C(18)	39(6)	61(7)	58(7)	-4(6)	-5(6)	-11(5)
C(19)	46(6)	104(10)	76(8)	8(7)	13(7)	-6(6)
C(20)	65(7)	90(8)	58(7)	4(8)	13(7)	3(6)
C(21)	29(5)	43(7)	43(6)	6(5)	-3(5)	4(5)
C(22)	34(5)	25(6)	57(6)	15(5)	-3(5)	11(5)
C(23)	25(4)	37(6)	57(6)	-14(6)	-3(6)	-7(4)
C(24)	23(5)	51(7)	24(6)	-2(6)	13(5)	-7(5)
C(25)	18(5)	43(7)	29(5)	3(5)	1(4)	2(4)
C(26)	29(5)	52(7)	46(6)	-24(6)	-5(5)	-2(5)
C(27)	35(5)	38(6)	49(6)	-9(6)	-2(5)	6(5)
C(28)	37(6)	42(7)	25(5)	-8(5)	-15(5)	-2(5)
C(29)	22(5)	46(7)	41(6)	-8(5)	-4(5)	-2(4)
C(30)	31(5)	52(7)	57(7)	-1(6)	4(5)	14(5)

Electronic Supplementary Information for Dalton Transactions
This journal is © The Royal Society of Chemistry 2005

C(31)	24(5)	72(8)	48(6)	15(6)	-2(5)	12(5)
C(32)	43(6)	57(7)	37(6)	10(5)	-4(5)	5(6)
C(33)	31(6)	58(7)	39(6)	-8(6)	-11(5)	9(5)
C(34)	35(6)	70(8)	41(6)	13(6)	14(5)	0(5)
C(35)	101(9)	70(9)	65(8)	-19(7)	27(7)	4(7)
C(36)	34(6)	114(10)	53(7)	0(7)	7(6)	18(7)
C(37)	24(5)	45(6)	51(6)	-1(5)	-1(5)	10(4)
C(38)	41(5)	49(6)	48(6)	0(5)	12(5)	-5(5)
C(39)	27(5)	66(6)	54(5)	-8(7)	0(6)	1(4)
C(40)	105(12)	73(11)	181(16)	11(10)	12(11)	-15(9)
C(41)	50(7)	70(9)	104(10)	5(8)	-11(7)	3(7)
C(42)	170(17)	54(10)	183(17)	-9(11)	-84(14)	7(11)
C(43)	169(15)	71(11)	157(14)	-34(10)	-104(13)	-1(10)
C(44)	72(9)	111(12)	100(10)	-51(9)	-10(8)	22(8)
C(45)	112(12)	83(11)	79(9)	-7(8)	-11(8)	-8(9)
C(46)	105(12)	80(10)	74(9)	2(7)	-15(9)	-18(9)
C(47)	89(10)	108(12)	107(11)	-22(9)	36(8)	2(10)
Cl(1)	29(1)	64(2)	35(1)	0(1)	5(1)	3(1)
Cl(2)	37(1)	62(2)	36(2)	7(1)	6(1)	-4(1)
N(1)	23(4)	37(5)	28(5)	2(4)	0(4)	2(3)
N(2)	22(4)	39(5)	32(5)	5(4)	-4(4)	-6(4)
N(3)	25(4)	40(5)	35(5)	6(4)	4(4)	-2(4)
N(4)	23(4)	47(6)	28(4)	-11(4)	-6(4)	-9(4)
N(5)	25(4)	49(6)	30(5)	1(4)	7(4)	10(4)
O(1)	27(3)	37(4)	67(5)	16(3)	6(3)	6(3)
O(2)	158(10)	115(10)	252(16)	39(10)	-85(10)	0(8)
O(3)	154(10)	80(7)	133(8)	-32(6)	77(7)	-33(7)
V(1)	23(1)	40(1)	30(1)	0(1)	2(1)	0(1)

Structural Data for 1b

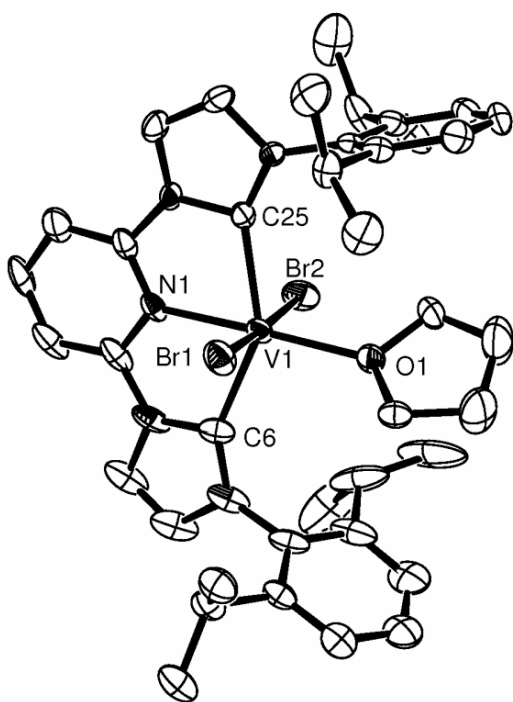


Table 1. Crystal data and structure refinement for **1b**

Identification code	1b	
Empirical formula	C ₃₉ H ₄₉ Br ₂ N ₅ O V	
Formula weight	814.59	
Temperature	120(2) K	
Wavelength	0.71073 Å	
Crystal system	Monoclinic	
Space group	P 2 ₁ /c	
Unit cell dimensions	a = 15.6919(15) Å	α = 90°.
	b = 14.6332(15) Å	β = 102.828(7)°.
	c = 17.1157(12) Å	γ = 90°.
Volume	3832.1(6) Å ³	
Z	4	
Density (calculated)	1.412 Mg/m ³	
Absorption coefficient	2.381 mm ⁻¹	
F(000)	1676	
Crystal size	0.20 x 0.10 x 0.02 mm ³	
Theta range for data collection	3.00 to 27.64°.	
Index ranges	-20 ≤ h ≤ 20, -18 ≤ k ≤ 19, -22 ≤ l ≤ 20	
Reflections collected	36118	
Independent reflections	8801 [R(int) = 0.0883]	
Completeness to theta = 27.64°	98.5 %	
Absorption correction	Semi-empirical from equivalents	
Max. and min. transmission	0.9539 and 0.5780	
Refinement method	Full-matrix least-squares on F ²	
Data / restraints / parameters	8801 / 4 / 445	
Goodness-of-fit on F ²	1.019	
Final R indices [I > 2σ(I)]	R1 = 0.0755, wR2 = 0.1573	
R indices (all data)	R1 = 0.1398, wR2 = 0.1831	
Largest diff. peak and hole	0.772 and -0.988 e.Å ⁻³	

Table 2. Atomic coordinates ($\times 10^4$) and equivalent isotropic displacement parameters ($\text{\AA}^2 \times 10^3$) for **1b**. $U(\text{eq})$ is defined as one third of the trace of the orthogonalized U^{ij} tensor.

	x	y	z	$U(\text{eq})$
C(1A)	3674(4)	4140(4)	3455(4)	42(2)
C(2A)	4300(30)	4679(17)	4068(18)	62(5)
C(3A)	4371(6)	5584(5)	3679(5)	72(3)
C(1B)	3674(4)	4140(4)	3455(4)	42(2)
C(2B)	4550(10)	4586(8)	3793(14)	62(5)
C(3B)	4371(6)	5584(5)	3679(5)	72(3)
C(4)	3604(4)	5667(4)	2987(4)	37(2)
C(5)	155(4)	4542(4)	1090(4)	34(2)
C(6)	1031(4)	5468(4)	2137(4)	30(1)
C(7)	-39(5)	6431(5)	2320(5)	47(2)
C(8)	-423(4)	5851(5)	1767(5)	46(2)
C(9)	1457(4)	6765(4)	3094(4)	35(2)
C(10)	1672(4)	7608(4)	2833(4)	32(1)
C(11)	2226(4)	8165(5)	3382(4)	38(2)
C(12)	2550(5)	7895(5)	4154(4)	48(2)
C(13)	2346(5)	7061(5)	4395(4)	53(2)
C(14)	1784(6)	6462(5)	3890(4)	51(2)
C(15)	1507(8)	5564(5)	4161(5)	82(4)
C(16A)	635(8)	5648(7)	4360(6)	110(5)
C(17)	2170(10)	5146(6)	4859(5)	129(6)
C(18)	1352(4)	7928(4)	1974(4)	35(2)
C(19)	2120(4)	7968(5)	1558(4)	41(2)
C(20)	886(4)	8852(5)	1924(4)	45(2)
C(21)	-610(4)	4316(5)	550(5)	43(2)
C(22)	-574(4)	3627(5)	15(4)	46(2)
C(23)	196(4)	3163(4)	16(4)	44(2)
C(24)	930(4)	3445(4)	586(4)	31(1)
C(25)	2407(3)	3240(4)	1345(3)	23(1)
C(26)	2838(4)	2159(4)	553(3)	31(1)
C(27)	2024(4)	2382(4)	195(4)	32(1)

Electronic Supplementary Information for Dalton Transactions
This journal is © The Royal Society of Chemistry 2005

C(28)	3878(4)	2573(3)	1837(3)	22(1)
C(29)	4609(4)	3011(4)	1697(3)	27(1)
C(30)	5397(4)	2877(4)	2267(4)	33(1)
C(31)	5422(4)	2337(4)	2924(4)	32(1)
C(32)	4683(4)	1896(4)	3034(3)	30(1)
C(33)	3886(4)	1996(4)	2492(3)	28(1)
C(34)	3078(4)	1499(5)	2606(4)	44(2)
C(35)	3058(5)	1340(5)	3479(5)	56(2)
C(36)	2992(6)	592(5)	2153(5)	70(3)
C(37)	4585(4)	3593(4)	965(3)	32(1)
C(38)	4974(5)	3065(5)	361(4)	47(2)
C(39)	5054(5)	4498(5)	1169(4)	48(2)
Br(1)	2668(1)	5400(1)	964(1)	37(1)
Br(2)	1508(1)	3371(1)	3002(1)	42(1)
N(1)	914(3)	4105(3)	1107(3)	26(1)
N(2)	230(3)	5249(3)	1649(3)	35(1)
N(3)	835(3)	6210(3)	2537(3)	37(1)
N(4)	1754(3)	3031(3)	680(3)	26(1)
N(5)	3062(3)	2678(3)	1259(3)	22(1)
O(1)	3141(3)	4801(3)	2934(2)	30(1)
V(1)	2031(1)	4441(1)	1990(1)	24(1)

Table 3. Bond lengths [\AA] and angles [$^\circ$] for **1b**.

C(1A)-O(1)	1.448(7)
C(1A)-C(2A)	1.495(18)
C(1A)-H(1A1)	0.9900
C(1A)-H(1A2)	0.9900
C(2A)-C(3A)	1.497(19)
C(2A)-H(2A1)	0.9900
C(2A)-H(2A2)	0.9900
C(3A)-C(4)	1.494(10)
C(3A)-H(3A1)	0.9900
C(3A)-H(3A2)	0.9900
C(2B)-H(2B1)	0.9900
C(2B)-H(2B2)	0.9900
C(4)-O(1)	1.453(7)
C(4)-H(4A)	0.9900
C(4)-H(4B)	0.9900
C(5)-N(1)	1.347(7)
C(5)-C(21)	1.383(9)
C(5)-N(2)	1.396(8)
C(6)-N(3)	1.355(8)
C(6)-N(2)	1.383(8)
C(6)-V(1)	2.227(6)
C(7)-C(8)	1.314(10)
C(7)-N(3)	1.378(8)
C(7)-H(7)	0.9500
C(8)-N(2)	1.399(8)
C(8)-H(8)	0.9500
C(9)-C(10)	1.378(8)
C(9)-C(14)	1.418(9)
C(9)-N(3)	1.452(8)
C(10)-C(11)	1.394(9)
C(10)-C(18)	1.518(8)
C(11)-C(12)	1.365(9)
C(11)-H(11)	0.9500

Electronic Supplementary Information for Dalton Transactions
This journal is © The Royal Society of Chemistry 2005

C(12)-C(13)	1.349(10)
C(12)-H(12)	0.9500
C(13)-C(14)	1.397(11)
C(13)-H(13)	0.9500
C(14)-C(15)	1.489(10)
C(15)-C(16A)	1.487(15)
C(15)-C(17)	1.528(14)
C(15)-H(15)	1.0000
C(16A)-H(16A)	0.9800
C(16A)-H(16B)	0.9800
C(16A)-H(16C)	0.9800
C(17)-H(17A)	0.9800
C(17)-H(17B)	0.9800
C(17)-H(17C)	0.9800
C(18)-C(19)	1.531(8)
C(18)-C(20)	1.532(9)
C(18)-H(18)	1.0000
C(19)-H(19A)	0.9800
C(19)-H(19B)	0.9800
C(19)-H(19C)	0.9800
C(20)-H(20A)	0.9800
C(20)-H(20B)	0.9800
C(20)-H(20C)	0.9800
C(21)-C(22)	1.372(10)
C(21)-H(21)	0.9500
C(22)-C(23)	1.384(10)
C(22)-H(22)	0.9500
C(23)-C(24)	1.398(8)
C(23)-H(23)	0.9500
C(24)-N(1)	1.319(8)
C(24)-N(4)	1.403(7)
C(25)-N(5)	1.350(7)
C(25)-N(4)	1.386(7)
C(25)-V(1)	2.224(6)
C(26)-C(27)	1.329(8)

Electronic Supplementary Information for Dalton Transactions
This journal is © The Royal Society of Chemistry 2005

C(26)-N(5)	1.404(7)
C(26)-H(26)	0.9500
C(27)-N(4)	1.389(8)
C(27)-H(27)	0.9500
C(28)-C(29)	1.380(8)
C(28)-C(33)	1.401(8)
C(28)-N(5)	1.443(7)
C(29)-C(30)	1.408(8)
C(29)-C(37)	1.510(8)
C(30)-C(31)	1.368(8)
C(30)-H(30)	0.9500
C(31)-C(32)	1.376(8)
C(31)-H(31)	0.9500
C(32)-C(33)	1.389(8)
C(32)-H(32)	0.9500
C(33)-C(34)	1.512(8)
C(34)-C(35)	1.520(9)
C(34)-C(36)	1.528(11)
C(34)-H(34)	1.0000
C(35)-H(35A)	0.9800
C(35)-H(35B)	0.9800
C(35)-H(35C)	0.9800
C(36)-H(36A)	0.9800
C(36)-H(36B)	0.9800
C(36)-H(36C)	0.9800
C(37)-C(39)	1.517(9)
C(37)-C(38)	1.523(9)
C(37)-H(37)	1.0000
C(38)-H(38A)	0.9800
C(38)-H(38B)	0.9800
C(38)-H(38C)	0.9800
C(39)-H(39A)	0.9800
C(39)-H(39B)	0.9800
C(39)-H(39C)	0.9800
Br(1)-V(1)	2.6142(11)

Electronic Supplementary Information for Dalton Transactions
This journal is © The Royal Society of Chemistry 2005

Br(2)-V(1)	2.5997(11)
N(1)-V(1)	2.103(5)
O(1)-V(1)	2.162(4)
O(1)-C(1A)-C(2A)	106.3(12)
O(1)-C(1A)-H(1A1)	110.5
C(2A)-C(1A)-H(1A1)	110.5
O(1)-C(1A)-H(1A2)	110.5
C(2A)-C(1A)-H(1A2)	110.5
H(1A1)-C(1A)-H(1A2)	108.7
C(1A)-C(2A)-C(3A)	104.8(14)
C(1A)-C(2A)-H(2A1)	110.8
C(3A)-C(2A)-H(2A1)	110.8
C(1A)-C(2A)-H(2A2)	110.8
C(3A)-C(2A)-H(2A2)	110.8
H(2A1)-C(2A)-H(2A2)	108.9
C(4)-C(3A)-C(2A)	107.4(11)
C(4)-C(3A)-H(3A1)	110.2
C(2A)-C(3A)-H(3A1)	110.2
C(4)-C(3A)-H(3A2)	110.2
C(2A)-C(3A)-H(3A2)	110.2
H(3A1)-C(3A)-H(3A2)	108.5
H(2B1)-C(2B)-H(2B2)	109.0
O(1)-C(4)-C(3A)	106.4(5)
O(1)-C(4)-H(4A)	110.4
C(3A)-C(4)-H(4A)	110.4
O(1)-C(4)-H(4B)	110.4
C(3A)-C(4)-H(4B)	110.4
H(4A)-C(4)-H(4B)	108.6
N(1)-C(5)-C(21)	122.2(6)
N(1)-C(5)-N(2)	113.4(5)
C(21)-C(5)-N(2)	124.3(6)
N(3)-C(6)-N(2)	102.3(5)
N(3)-C(6)-V(1)	147.4(5)
N(2)-C(6)-V(1)	110.2(4)

Electronic Supplementary Information for Dalton Transactions
This journal is © The Royal Society of Chemistry 2005

C(8)-C(7)-N(3)	108.2(6)
C(8)-C(7)-H(7)	125.9
N(3)-C(7)-H(7)	125.9
C(7)-C(8)-N(2)	106.1(6)
C(7)-C(8)-H(8)	127.0
N(2)-C(8)-H(8)	127.0
C(10)-C(9)-C(14)	122.0(7)
C(10)-C(9)-N(3)	117.7(6)
C(14)-C(9)-N(3)	120.2(6)
C(9)-C(10)-C(11)	117.8(6)
C(9)-C(10)-C(18)	122.5(6)
C(11)-C(10)-C(18)	119.7(5)
C(12)-C(11)-C(10)	121.7(7)
C(12)-C(11)-H(11)	119.1
C(10)-C(11)-H(11)	119.1
C(13)-C(12)-C(11)	119.7(7)
C(13)-C(12)-H(12)	120.1
C(11)-C(12)-H(12)	120.1
C(12)-C(13)-C(14)	122.5(7)
C(12)-C(13)-H(13)	118.7
C(14)-C(13)-H(13)	118.7
C(13)-C(14)-C(9)	116.2(6)
C(13)-C(14)-C(15)	123.3(7)
C(9)-C(14)-C(15)	120.5(8)
C(16A)-C(15)-C(14)	110.2(7)
C(16A)-C(15)-C(17)	110.8(8)
C(14)-C(15)-C(17)	113.7(10)
C(16A)-C(15)-H(15)	107.3
C(14)-C(15)-H(15)	107.3
C(17)-C(15)-H(15)	107.3
C(15)-C(16A)-H(16A)	109.5
C(15)-C(16A)-H(16B)	109.5
H(16A)-C(16A)-H(16B)	109.5
C(15)-C(16A)-H(16C)	109.5
H(16A)-C(16A)-H(16C)	109.5

Electronic Supplementary Information for Dalton Transactions
This journal is © The Royal Society of Chemistry 2005

H(16B)-C(16A)-H(16C)	109.5
C(15)-C(17)-H(17A)	109.5
C(15)-C(17)-H(17B)	109.5
H(17A)-C(17)-H(17B)	109.5
C(15)-C(17)-H(17C)	109.5
H(17A)-C(17)-H(17C)	109.5
H(17B)-C(17)-H(17C)	109.5
C(10)-C(18)-C(19)	109.7(5)
C(10)-C(18)-C(20)	112.1(5)
C(19)-C(18)-C(20)	110.8(5)
C(10)-C(18)-H(18)	108.0
C(19)-C(18)-H(18)	108.0
C(20)-C(18)-H(18)	108.0
C(18)-C(19)-H(19A)	109.5
C(18)-C(19)-H(19B)	109.5
H(19A)-C(19)-H(19B)	109.5
C(18)-C(19)-H(19C)	109.5
H(19A)-C(19)-H(19C)	109.5
H(19B)-C(19)-H(19C)	109.5
C(18)-C(20)-H(20A)	109.5
C(18)-C(20)-H(20B)	109.5
H(20A)-C(20)-H(20B)	109.5
C(18)-C(20)-H(20C)	109.5
H(20A)-C(20)-H(20C)	109.5
H(20B)-C(20)-H(20C)	109.5
C(22)-C(21)-C(5)	117.6(6)
C(22)-C(21)-H(21)	121.2
C(5)-C(21)-H(21)	121.2
C(21)-C(22)-C(23)	121.7(6)
C(21)-C(22)-H(22)	119.2
C(23)-C(22)-H(22)	119.2
C(22)-C(23)-C(24)	116.1(7)
C(22)-C(23)-H(23)	121.9
C(24)-C(23)-H(23)	121.9
N(1)-C(24)-C(23)	123.5(6)

Electronic Supplementary Information for Dalton Transactions
This journal is © The Royal Society of Chemistry 2005

N(1)-C(24)-N(4)	113.2(5)
C(23)-C(24)-N(4)	123.3(6)
N(5)-C(25)-N(4)	102.6(5)
N(5)-C(25)-V(1)	145.9(4)
N(4)-C(25)-V(1)	110.6(4)
C(27)-C(26)-N(5)	107.2(5)
C(27)-C(26)-H(26)	126.4
N(5)-C(26)-H(26)	126.4
C(26)-C(27)-N(4)	106.4(5)
C(26)-C(27)-H(27)	126.8
N(4)-C(27)-H(27)	126.8
C(29)-C(28)-C(33)	124.0(5)
C(29)-C(28)-N(5)	118.5(5)
C(33)-C(28)-N(5)	117.5(5)
C(28)-C(29)-C(30)	116.8(5)
C(28)-C(29)-C(37)	122.5(5)
C(30)-C(29)-C(37)	120.7(5)
C(31)-C(30)-C(29)	120.6(6)
C(31)-C(30)-H(30)	119.7
C(29)-C(30)-H(30)	119.7
C(30)-C(31)-C(32)	120.8(6)
C(30)-C(31)-H(31)	119.6
C(32)-C(31)-H(31)	119.6
C(31)-C(32)-C(33)	121.4(5)
C(31)-C(32)-H(32)	119.3
C(33)-C(32)-H(32)	119.3
C(32)-C(33)-C(28)	116.3(5)
C(32)-C(33)-C(34)	121.3(5)
C(28)-C(33)-C(34)	122.3(5)
C(33)-C(34)-C(35)	113.7(6)
C(33)-C(34)-C(36)	109.5(6)
C(35)-C(34)-C(36)	110.4(6)
C(33)-C(34)-H(34)	107.7
C(35)-C(34)-H(34)	107.7
C(36)-C(34)-H(34)	107.7

Electronic Supplementary Information for Dalton Transactions
This journal is © The Royal Society of Chemistry 2005

C(34)-C(35)-H(35A)	109.5
C(34)-C(35)-H(35B)	109.5
H(35A)-C(35)-H(35B)	109.5
C(34)-C(35)-H(35C)	109.5
H(35A)-C(35)-H(35C)	109.5
H(35B)-C(35)-H(35C)	109.5
C(34)-C(36)-H(36A)	109.5
C(34)-C(36)-H(36B)	109.5
H(36A)-C(36)-H(36B)	109.5
C(34)-C(36)-H(36C)	109.5
H(36A)-C(36)-H(36C)	109.5
H(36B)-C(36)-H(36C)	109.5
C(29)-C(37)-C(39)	112.4(5)
C(29)-C(37)-C(38)	109.7(5)
C(39)-C(37)-C(38)	110.6(5)
C(29)-C(37)-H(37)	108.0
C(39)-C(37)-H(37)	108.0
C(38)-C(37)-H(37)	108.0
C(37)-C(38)-H(38A)	109.5
C(37)-C(38)-H(38B)	109.5
H(38A)-C(38)-H(38B)	109.5
C(37)-C(38)-H(38C)	109.5
H(38A)-C(38)-H(38C)	109.5
H(38B)-C(38)-H(38C)	109.5
C(37)-C(39)-H(39A)	109.5
C(37)-C(39)-H(39B)	109.5
H(39A)-C(39)-H(39B)	109.5
C(37)-C(39)-H(39C)	109.5
H(39A)-C(39)-H(39C)	109.5
H(39B)-C(39)-H(39C)	109.5
C(24)-N(1)-C(5)	118.9(5)
C(24)-N(1)-V(1)	121.2(4)
C(5)-N(1)-V(1)	119.8(4)
C(6)-N(2)-C(5)	120.8(5)
C(6)-N(2)-C(8)	111.4(6)

Electronic Supplementary Information for Dalton Transactions
This journal is © The Royal Society of Chemistry 2005

C(5)-N(2)-C(8)	127.7(6)
C(6)-N(3)-C(7)	112.1(6)
C(6)-N(3)-C(9)	125.9(5)
C(7)-N(3)-C(9)	122.0(5)
C(25)-N(4)-C(27)	111.9(5)
C(25)-N(4)-C(24)	119.6(5)
C(27)-N(4)-C(24)	128.5(5)
C(25)-N(5)-C(26)	111.8(5)
C(25)-N(5)-C(28)	124.8(4)
C(26)-N(5)-C(28)	123.2(5)
C(1A)-O(1)-C(4)	109.3(4)
C(1A)-O(1)-V(1)	123.8(3)
C(4)-O(1)-V(1)	124.6(3)
N(1)-V(1)-O(1)	177.41(18)
N(1)-V(1)-C(25)	74.28(19)
O(1)-V(1)-C(25)	107.79(18)
N(1)-V(1)-C(6)	75.1(2)
O(1)-V(1)-C(6)	102.8(2)
C(25)-V(1)-C(6)	149.4(2)
N(1)-V(1)-Br(2)	90.13(12)
O(1)-V(1)-Br(2)	88.31(11)
C(25)-V(1)-Br(2)	90.74(14)
C(6)-V(1)-Br(2)	89.83(14)
N(1)-V(1)-Br(1)	91.37(12)
O(1)-V(1)-Br(1)	90.38(11)
C(25)-V(1)-Br(1)	84.67(14)
C(6)-V(1)-Br(1)	95.57(14)
Br(2)-V(1)-Br(1)	174.60(5)

Symmetry transformations used to generate equivalent atoms:

Table 4. Anisotropic displacement parameters ($\text{\AA}^2 \times 10^3$) for **1b**. The anisotropic displacement factor exponent takes the form: $-2\pi^2 [h^2 a^{*2} U^{11} + \dots + 2 h k a^* b^* U^{12}]$

	U^{11}	U^{22}	U^{33}	U^{23}	U^{13}	U^{12}
C(1A)	42(4)	31(4)	45(4)	6(3)	-11(3)	6(3)
C(2A)	58(9)	49(6)	63(11)	-9(6)	-23(7)	4(6)
C(3A)	71(6)	45(5)	81(6)	10(4)	-20(5)	-25(4)
C(1B)	42(4)	31(4)	45(4)	6(3)	-11(3)	6(3)
C(2B)	58(9)	49(6)	63(11)	-9(6)	-23(7)	4(6)
C(3B)	71(6)	45(5)	81(6)	10(4)	-20(5)	-25(4)
C(4)	45(4)	17(3)	45(4)	3(3)	2(3)	-2(3)
C(5)	20(3)	27(3)	56(4)	24(3)	7(3)	-1(3)
C(6)	39(4)	16(3)	41(4)	9(3)	20(3)	-3(3)
C(7)	40(4)	29(4)	86(6)	12(4)	41(4)	2(3)
C(8)	28(4)	34(4)	83(6)	24(4)	30(4)	7(3)
C(9)	39(4)	22(3)	53(4)	4(3)	29(3)	9(3)
C(10)	27(3)	30(3)	41(4)	7(3)	14(3)	9(3)
C(11)	31(4)	42(4)	44(4)	6(3)	17(3)	3(3)
C(12)	61(5)	49(5)	39(4)	-6(3)	20(4)	17(4)
C(13)	81(6)	53(5)	33(4)	-4(4)	27(4)	21(4)
C(14)	87(6)	31(4)	46(4)	12(3)	38(4)	24(4)
C(15)	193(12)	23(4)	44(5)	1(3)	60(6)	-2(5)
C(16A)	171(12)	101(8)	73(7)	-18(6)	60(7)	-103(8)
C(17)	306(19)	37(5)	57(6)	22(4)	69(9)	62(8)
C(18)	34(4)	23(3)	47(4)	10(3)	8(3)	-3(3)
C(19)	47(4)	39(4)	41(4)	11(3)	16(3)	5(3)
C(20)	34(4)	41(4)	64(5)	18(3)	15(3)	10(3)
C(21)	19(3)	32(4)	77(5)	25(4)	5(3)	1(3)
C(22)	20(3)	39(4)	65(5)	22(4)	-18(3)	-9(3)
C(23)	41(4)	27(3)	53(4)	8(3)	-11(3)	-6(3)
C(24)	24(3)	21(3)	40(4)	11(3)	-7(3)	-5(2)
C(25)	19(3)	18(3)	30(3)	2(2)	-1(2)	-4(2)
C(26)	39(4)	23(3)	30(3)	-7(2)	7(3)	-5(3)
C(27)	33(4)	25(3)	33(3)	-3(3)	-4(3)	-10(3)

Electronic Supplementary Information for Dalton Transactions
This journal is © The Royal Society of Chemistry 2005

C(28)	28(3)	14(3)	24(3)	-2(2)	4(2)	4(2)
C(29)	30(3)	20(3)	32(3)	0(2)	9(3)	1(2)
C(30)	26(3)	33(3)	42(4)	-1(3)	8(3)	-4(3)
C(31)	22(3)	35(3)	34(3)	2(3)	-4(3)	5(3)
C(32)	34(4)	28(3)	28(3)	5(2)	6(3)	9(3)
C(33)	27(3)	19(3)	38(3)	2(2)	8(3)	1(2)
C(34)	23(3)	47(4)	59(5)	27(3)	3(3)	2(3)
C(35)	40(4)	56(5)	78(6)	36(4)	28(4)	18(4)
C(36)	79(6)	54(5)	67(5)	20(4)	-6(5)	-38(5)
C(37)	32(3)	36(4)	26(3)	6(3)	4(3)	-7(3)
C(38)	62(5)	49(4)	30(4)	5(3)	13(3)	-4(4)
C(39)	59(5)	39(4)	43(4)	9(3)	9(4)	-13(4)
Br(1)	34(1)	33(1)	42(1)	10(1)	4(1)	0(1)
Br(2)	45(1)	28(1)	55(1)	6(1)	17(1)	-2(1)
N(1)	17(2)	19(2)	39(3)	11(2)	0(2)	-3(2)
N(2)	28(3)	18(3)	63(4)	16(2)	19(3)	2(2)
N(3)	34(3)	25(3)	62(4)	14(3)	32(3)	6(2)
N(4)	24(3)	20(2)	28(3)	-1(2)	-7(2)	-5(2)
N(5)	23(3)	16(2)	26(2)	-2(2)	2(2)	-3(2)
O(1)	33(2)	23(2)	32(2)	5(2)	1(2)	-2(2)
V(1)	23(1)	17(1)	31(1)	4(1)	3(1)	0(1)

Electronic Supplementary Information for Dalton Transactions
This journal is © The Royal Society of Chemistry 2005

Structural Data for 2b

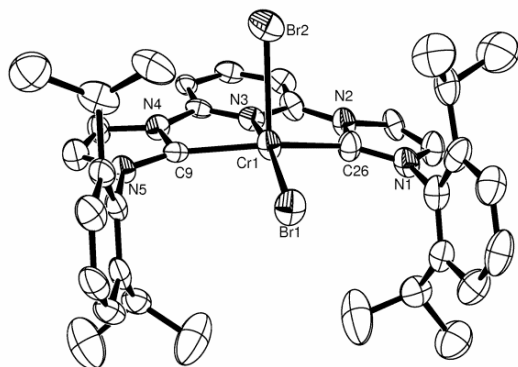


Table 5. Crystal data and structure refinement for **2b**.

Identification code	2b
Empirical formula	C ₈₂ H ₁₀₆ Br ₄ Cl ₁₀ Cr ₂ N ₁₀ O ₃
Formula weight	1703.41
Temperature	120(2) K
Wavelength	0.71073 Å
Crystal system	Trigonal
Space group	R $\bar{3}$
Unit cell dimensions	a = 34.5630(7) Å $\alpha = 90^\circ$ b = 34.5630(7) Å $\beta = 90^\circ$ c = 41.0813(15) Å $\gamma = 120^\circ$
Volume	42501(2) Å ³
Z	18
Density (calculated)	1.198 Mg/m ³
Absorption coefficient	1.968 mm ⁻¹
F(000)	15840
Crystal size	0.20 x 0.08 x 0.04 mm ³
Theta range for data collection	2.98 to 24.69°
Index ranges	-40 ≤ h ≤ 36, -40 ≤ k ≤ 31, -48 ≤ l ≤ 48
Reflections collected	82975
Independent reflections	15994 [R(int) = 0.1702]
Completeness to theta = 24.69°	99.4 %
Absorption correction	Semi-empirical from equivalents
Max. and min. transmission	0.9254 and 0.6943
Refinement method	Full-matrix least-squares on F ²
Data / restraints / parameters	15994 / 0 / 885
Goodness-of-fit on F ²	1.038
Final R indices [I > 2σ(I)]	R1 = 0.0998, wR2 = 0.1998
R indices (all data)	R1 = 0.2029, wR2 = 0.2395
Largest diff. peak and hole	1.669 and -0.556 e.Å ⁻³

Table 6. Atomic coordinates ($\times 10^4$) and equivalent isotropic displacement parameters ($\text{\AA}^2 \times 10^3$) for **2b**. $U(\text{eq})$ is defined as one third of the trace of the orthogonalized U^{ij} tensor.

	x	y	z	$U(\text{eq})$
C(2)	1906(4)	3874(4)	3098(3)	57(3)
C(3)	1804(4)	4547(4)	3162(3)	68(4)
C(1)	1170(3)	4181(3)	1827(2)	25(2)
C(4)	2491(3)	4836(3)	2512(2)	27(2)
C(5)	820(3)	4224(3)	1706(2)	30(2)
C(6)	499(3)	3876(3)	1519(2)	31(2)
C(7)	1561(3)	4880(3)	2163(2)	28(2)
C(8)	1925(3)	5051(3)	2348(2)	29(2)
C(9)	8(3)	3375(3)	225(2)	34(2)
C(10)	-900(4)	3072(3)	-651(2)	39(3)
C(11)	1843(3)	4402(3)	2129(2)	28(2)
C(12)	-1178(4)	2791(4)	372(3)	52(3)
C(13)	344(4)	1737(4)	22(3)	45(3)
C(14)	129(3)	4042(3)	443(2)	38(3)
C(15)	676(3)	3774(3)	557(2)	31(2)
C(16)	899(3)	2470(4)	1491(2)	40(3)
C(17)	-244(3)	3870(3)	261(2)	42(3)
C(18)	2409(3)	4609(3)	2806(2)	33(2)
C(19)	1336(3)	4089(3)	861(2)	39(3)
C(20)	1887(4)	2585(3)	1603(2)	40(3)
C(21)	2910(3)	5156(3)	2403(2)	30(2)
C(22)	966(3)	4112(3)	761(2)	29(2)
C(23)	1144(4)	2415(4)	2340(3)	62(3)
C(24)	-1320(4)	2759(4)	-544(3)	46(3)
C(25)	1107(3)	3438(3)	552(3)	38(3)
C(26)	770(3)	2777(3)	218(2)	39(3)
C(27)	-1413(4)	2663(3)	-221(3)	44(3)
C(28)	1348(3)	2631(4)	211(3)	45(3)
C(29)	2192(5)	2480(4)	1740(3)	70(4)
C(30)	1479(3)	2990(3)	402(3)	38(3)

Electronic Supplementary Information for Dalton Transactions
This journal is © The Royal Society of Chemistry 2005

C(31)	1525(4)	2459(4)	2134(3)	45(3)
C(32)	885(3)	3483(3)	1592(2)	27(2)
C(33)	1580(3)	2597(3)	1808(2)	37(3)
C(34)	1411(3)	3747(3)	761(2)	38(3)
C(35)	-1282(4)	2319(4)	452(3)	68(4)
C(36)	2781(4)	4715(3)	2996(2)	42(3)
C(37)	698(4)	2704(3)	1423(2)	42(3)
C(38)	-557(3)	3307(3)	-437(2)	37(3)
C(39)	3312(4)	5352(4)	1878(3)	69(4)
C(40)	250(3)	1693(4)	375(3)	49(3)
C(41)	102(4)	1377(4)	-189(3)	55(3)
C(42)	-1075(4)	2895(3)	14(2)	38(3)
C(43)	3207(4)	5032(4)	2894(3)	46(3)
C(44)	666(3)	2134(3)	-121(3)	41(3)
C(45)	525(3)	3494(3)	1460(2)	31(2)
C(46)	1328(3)	3142(3)	1730(2)	31(2)
C(47)	750(3)	2204(3)	-450(3)	42(3)
C(48)	2985(3)	5399(4)	2082(2)	45(3)
C(49)	3131(4)	5894(4)	2136(3)	65(4)
C(50)	2361(4)	3077(4)	1147(3)	76(4)
C(51)	-654(3)	3211(3)	-104(2)	32(2)
C(52)	-97(4)	3634(3)	-552(2)	42(3)
C(53)	504(4)	1835(4)	-652(3)	52(3)
C(54)	191(4)	1432(4)	-520(3)	57(3)
C(55)	521(4)	1539(5)	550(3)	86(4)
C(56)	1912(4)	2698(4)	1240(2)	46(3)
C(57)	-238(4)	1404(4)	458(3)	73(4)
C(58)	1835(5)	2355(5)	2257(3)	76(4)
C(59)	1305(5)	2660(5)	2662(3)	84(4)
C(60)	1777(4)	2284(4)	1036(3)	64(4)
C(61)	-1558(4)	2866(4)	486(3)	67(4)
C(62)	2159(5)	2359(5)	2061(3)	80(4)
C(63)	1947(3)	4297(4)	2929(2)	43(3)
C(64)	95(5)	3424(4)	-773(4)	97(5)
C(65)	-82(4)	4032(4)	-741(4)	91(5)

Electronic Supplementary Information for Dalton Transactions
This journal is © The Royal Society of Chemistry 2005

C(66)	1085(4)	2650(4)	-598(3)	51(3)
C(67)	3256(3)	5244(3)	2605(2)	34(2)
C(68)	1366(4)	2630(4)	-871(3)	76(4)
C(69)	848(5)	2895(5)	-713(4)	110(6)
C(70)	805(6)	1925(6)	2402(5)	154(9)
C(71)	3687(6)	4487(5)	3594(4)	116(6)
C(72)	4065(5)	4877(5)	3440(4)	85(4)
C(73)	3587(9)	4662(7)	3871(5)	177(11)
C(74)	3764(8)	5126(7)	3815(5)	165(10)
C(75)	2727(5)	5892(5)	3059(4)	94(5)
C(76)	2654(6)	5894(6)	3415(4)	117(6)
C(77)	2253(6)	5931(8)	3454(5)	164(11)
C(78)	2045(6)	5831(5)	3144(4)	98(5)
C(79)	9394(8)	2653(7)	1703(5)	153(8)
C(80)	9312(12)	2033(11)	1922(8)	225(13)
C(81)	8926(11)	1911(11)	1796(8)	232(13)
C(82)	8929(10)	2342(10)	1629(7)	216(12)
N(1)	914(3)	2502(3)	98(2)	40(2)
N(2)	1125(3)	3078(3)	408(2)	38(2)
N(3)	736(3)	3440(2)	457(2)	31(2)
N(4)	285(3)	3745(2)	423(2)	32(2)
N(5)	-306(2)	3470(2)	131(2)	31(2)
N(6)	1203(2)	3818(2)	1768(2)	26(2)
N(7)	1512(2)	4490(2)	2027(2)	25(2)
N(8)	965(2)	3120(2)	1568(2)	29(2)
N(9)	2095(2)	4757(2)	2326(2)	27(2)
N(10)	1274(3)	2733(3)	1677(2)	38(2)
O(1)	2335(3)	5810(3)	2904(2)	88(3)
O(2)	4035(3)	5259(3)	3534(2)	82(3)
O(3)	9657(8)	2422(9)	1799(6)	255(9)
Cr(1)	227(1)	2900(1)	215(1)	34(1)
Cr(2)	1763(1)	3802(1)	1921(1)	28(1)
Br(1)	-277(1)	2375(1)	-196(1)	47(1)
Br(2)	-125(1)	2560(1)	793(1)	50(1)
Br(3)	2205(1)	4189(1)	1385(1)	40(1)

Table 7. Bond lengths [\AA] and angles [$^\circ$] for **2b**.

C(2)-C(63)	1.559(14)
C(3)-C(63)	1.526(15)
C(1)-N(6)	1.339(11)
C(1)-C(5)	1.384(12)
C(1)-N(7)	1.396(11)
C(4)-C(21)	1.384(12)
C(4)-C(18)	1.393(12)
C(4)-N(9)	1.466(11)
C(5)-C(6)	1.392(12)
C(6)-C(45)	1.389(12)
C(7)-C(8)	1.330(12)
C(7)-N(7)	1.391(11)
C(8)-N(9)	1.408(11)
C(9)-N(5)	1.340(11)
C(9)-N(4)	1.409(12)
C(9)-Cr(1)	2.125(10)
C(10)-C(38)	1.369(13)
C(10)-C(24)	1.377(14)
C(11)-N(9)	1.361(11)
C(11)-N(7)	1.386(11)
C(11)-Cr(2)	2.129(9)
C(12)-C(42)	1.512(14)
C(12)-C(35)	1.520(15)
C(12)-C(61)	1.534(15)
C(13)-C(44)	1.392(14)
C(13)-C(41)	1.400(15)
C(13)-C(40)	1.475(15)
C(14)-C(17)	1.343(13)
C(14)-N(4)	1.380(11)
C(15)-N(3)	1.336(11)
C(15)-C(22)	1.377(12)
C(15)-N(4)	1.417(11)
C(16)-C(37)	1.334(13)

Electronic Supplementary Information for Dalton Transactions
This journal is © The Royal Society of Chemistry 2005

C(16)-N(10)	1.382(12)
C(17)-N(5)	1.392(11)
C(18)-C(36)	1.387(13)
C(18)-C(63)	1.499(13)
C(19)-C(22)	1.382(13)
C(19)-C(34)	1.394(13)
C(20)-C(33)	1.371(13)
C(20)-C(29)	1.394(15)
C(20)-C(56)	1.532(13)
C(21)-C(67)	1.359(13)
C(21)-C(48)	1.516(13)
C(23)-C(31)	1.509(15)
C(23)-C(59)	1.515(16)
C(23)-C(70)	1.525(19)
C(24)-C(27)	1.368(14)
C(25)-N(3)	1.343(11)
C(25)-C(34)	1.363(13)
C(25)-N(2)	1.407(12)
C(26)-N(1)	1.367(12)
C(26)-N(2)	1.387(12)
C(26)-Cr(1)	2.122(10)
C(27)-C(42)	1.415(13)
C(28)-C(30)	1.339(13)
C(28)-N(1)	1.410(12)
C(29)-C(62)	1.370(16)
C(30)-N(2)	1.401(12)
C(31)-C(58)	1.384(15)
C(31)-C(33)	1.404(13)
C(32)-N(6)	1.342(11)
C(32)-C(45)	1.375(12)
C(32)-N(8)	1.415(11)
C(33)-N(10)	1.455(12)
C(36)-C(43)	1.389(14)
C(37)-N(8)	1.394(12)
C(38)-C(51)	1.409(13)

Electronic Supplementary Information for Dalton Transactions
This journal is © The Royal Society of Chemistry 2005

C(38)-C(52)	1.492(14)
C(39)-C(48)	1.482(14)
C(40)-C(55)	1.477(15)
C(40)-C(57)	1.507(15)
C(41)-C(54)	1.387(16)
C(42)-C(51)	1.399(13)
C(43)-C(67)	1.360(13)
C(44)-C(47)	1.378(14)
C(44)-N(1)	1.440(12)
C(46)-N(10)	1.348(11)
C(46)-N(8)	1.391(11)
C(46)-Cr(2)	2.156(10)
C(47)-C(53)	1.397(14)
C(47)-C(66)	1.518(14)
C(48)-C(49)	1.537(15)
C(50)-C(56)	1.495(15)
C(51)-N(5)	1.452(11)
C(52)-C(64)	1.509(15)
C(52)-C(65)	1.557(15)
C(53)-C(54)	1.378(15)
C(56)-C(60)	1.516(15)
C(58)-C(62)	1.375(17)
C(66)-C(68)	1.508(15)
C(66)-C(69)	1.516(16)
C(71)-C(73)	1.41(2)
C(71)-C(72)	1.472(19)
C(72)-O(2)	1.430(15)
C(73)-C(74)	1.42(2)
C(74)-O(2)	1.410(16)
C(75)-O(1)	1.389(16)
C(75)-C(76)	1.48(2)
C(76)-C(77)	1.46(2)
C(77)-C(78)	1.41(2)
C(78)-O(1)	1.434(16)
C(79)-C(82)	1.45(3)

Electronic Supplementary Information for Dalton Transactions
This journal is © The Royal Society of Chemistry 2005

C(79)-O(3)	1.53(3)
C(80)-C(81)	1.29(3)
C(80)-O(3)	1.37(3)
C(81)-C(82)	1.63(3)
N(3)-Cr(1)	2.070(7)
N(6)-Cr(2)	2.059(7)
Cr(1)-Br(1)	2.4516(18)
Cr(1)-Br(2)	2.657(2)
Cr(2)-Br(4)	2.4421(17)
Cr(2)-Br(3)	2.6312(17)
N(6)-C(1)-C(5)	121.8(8)
N(6)-C(1)-N(7)	112.7(7)
C(5)-C(1)-N(7)	125.5(9)
C(21)-C(4)-C(18)	124.3(8)
C(21)-C(4)-N(9)	119.3(8)
C(18)-C(4)-N(9)	116.1(8)
C(1)-C(5)-C(6)	117.8(9)
C(45)-C(6)-C(5)	121.0(9)
C(8)-C(7)-N(7)	106.8(8)
C(7)-C(8)-N(9)	106.7(8)
N(5)-C(9)-N(4)	102.1(8)
N(5)-C(9)-Cr(1)	146.0(7)
N(4)-C(9)-Cr(1)	111.7(6)
C(38)-C(10)-C(24)	121.6(10)
N(9)-C(11)-N(7)	102.1(7)
N(9)-C(11)-Cr(2)	146.0(7)
N(7)-C(11)-Cr(2)	111.9(6)
C(42)-C(12)-C(35)	111.6(9)
C(42)-C(12)-C(61)	112.1(9)
C(35)-C(12)-C(61)	110.6(10)
C(44)-C(13)-C(41)	116.2(10)
C(44)-C(13)-C(40)	122.9(10)
C(41)-C(13)-C(40)	120.9(11)
C(17)-C(14)-N(4)	106.4(9)

Electronic Supplementary Information for Dalton Transactions
This journal is © The Royal Society of Chemistry 2005

N(3)-C(15)-C(22)	124.0(9)
N(3)-C(15)-N(4)	111.9(8)
C(22)-C(15)-N(4)	124.1(9)
C(37)-C(16)-N(10)	108.7(9)
C(14)-C(17)-N(5)	107.0(9)
C(36)-C(18)-C(4)	116.1(9)
C(36)-C(18)-C(63)	121.0(9)
C(4)-C(18)-C(63)	122.7(8)
C(22)-C(19)-C(34)	122.1(9)
C(33)-C(20)-C(29)	117.2(9)
C(33)-C(20)-C(56)	122.4(9)
C(29)-C(20)-C(56)	120.4(9)
C(67)-C(21)-C(4)	115.9(8)
C(67)-C(21)-C(48)	121.2(9)
C(4)-C(21)-C(48)	122.9(8)
C(15)-C(22)-C(19)	115.7(9)
C(31)-C(23)-C(59)	112.0(11)
C(31)-C(23)-C(70)	110.6(11)
C(59)-C(23)-C(70)	109.9(12)
C(27)-C(24)-C(10)	121.9(10)
N(3)-C(25)-C(34)	122.9(9)
N(3)-C(25)-N(2)	110.3(8)
C(34)-C(25)-N(2)	126.8(9)
N(1)-C(26)-N(2)	103.4(8)
N(1)-C(26)-Cr(1)	143.6(7)
N(2)-C(26)-Cr(1)	113.0(7)
C(24)-C(27)-C(42)	119.8(10)
C(30)-C(28)-N(1)	107.5(9)
C(62)-C(29)-C(20)	120.7(11)
C(28)-C(30)-N(2)	106.5(9)
C(58)-C(31)-C(33)	116.4(10)
C(58)-C(31)-C(23)	121.3(10)
C(33)-C(31)-C(23)	122.3(9)
N(6)-C(32)-C(45)	123.5(8)
N(6)-C(32)-N(8)	111.3(8)

Electronic Supplementary Information for Dalton Transactions
This journal is © The Royal Society of Chemistry 2005

C(45)-C(32)-N(8)	125.2(8)
C(20)-C(33)-C(31)	123.5(9)
C(20)-C(33)-N(10)	118.7(9)
C(31)-C(33)-N(10)	117.7(9)
C(25)-C(34)-C(19)	116.9(10)
C(18)-C(36)-C(43)	121.0(9)
C(16)-C(37)-N(8)	105.0(9)
C(10)-C(38)-C(51)	116.5(10)
C(10)-C(38)-C(52)	121.8(10)
C(51)-C(38)-C(52)	121.6(9)
C(13)-C(40)-C(55)	111.5(9)
C(13)-C(40)-C(57)	114.2(10)
C(55)-C(40)-C(57)	110.5(10)
C(54)-C(41)-C(13)	119.6(11)
C(51)-C(42)-C(27)	116.5(9)
C(51)-C(42)-C(12)	123.6(9)
C(27)-C(42)-C(12)	119.9(10)
C(67)-C(43)-C(36)	119.1(9)
C(47)-C(44)-C(13)	125.6(10)
C(47)-C(44)-N(1)	118.5(10)
C(13)-C(44)-N(1)	115.8(10)
C(32)-C(45)-C(6)	116.6(9)
N(10)-C(46)-N(8)	102.7(8)
N(10)-C(46)-Cr(2)	145.8(7)
N(8)-C(46)-Cr(2)	111.2(6)
C(44)-C(47)-C(53)	116.3(10)
C(44)-C(47)-C(66)	123.9(10)
C(53)-C(47)-C(66)	119.8(10)
C(39)-C(48)-C(21)	111.1(9)
C(39)-C(48)-C(49)	111.1(9)
C(21)-C(48)-C(49)	111.3(9)
C(42)-C(51)-C(38)	123.7(9)
C(42)-C(51)-N(5)	117.8(8)
C(38)-C(51)-N(5)	118.3(9)
C(38)-C(52)-C(64)	112.5(9)

Electronic Supplementary Information for Dalton Transactions
This journal is © The Royal Society of Chemistry 2005

C(38)-C(52)-C(65)	112.3(9)
C(64)-C(52)-C(65)	107.2(10)
C(54)-C(53)-C(47)	120.1(11)
C(53)-C(54)-C(41)	122.1(11)
C(50)-C(56)-C(60)	112.5(10)
C(50)-C(56)-C(20)	111.9(10)
C(60)-C(56)-C(20)	110.2(9)
C(62)-C(58)-C(31)	121.1(11)
C(29)-C(62)-C(58)	120.6(11)
C(18)-C(63)-C(3)	109.5(9)
C(18)-C(63)-C(2)	112.9(9)
C(3)-C(63)-C(2)	110.4(8)
C(68)-C(66)-C(47)	115.6(10)
C(68)-C(66)-C(69)	109.6(11)
C(47)-C(66)-C(69)	110.0(9)
C(21)-C(67)-C(43)	123.5(9)
C(73)-C(71)-C(72)	104.5(14)
O(2)-C(72)-C(71)	106.7(12)
C(74)-C(73)-C(71)	107.1(16)
O(2)-C(74)-C(73)	110.1(15)
O(1)-C(75)-C(76)	107.5(13)
C(77)-C(76)-C(75)	106.1(15)
C(78)-C(77)-C(76)	105.6(15)
C(77)-C(78)-O(1)	110.4(15)
C(82)-C(79)-O(3)	113(2)
C(81)-C(80)-O(3)	115(3)
C(80)-C(81)-C(82)	110(3)
C(79)-C(82)-C(81)	95(2)
C(26)-N(1)-C(28)	111.1(8)
C(26)-N(1)-C(44)	125.1(8)
C(28)-N(1)-C(44)	123.8(8)
C(26)-N(2)-C(30)	111.5(8)
C(26)-N(2)-C(25)	119.2(8)
C(30)-N(2)-C(25)	129.0(8)
C(15)-N(3)-C(25)	118.4(8)

Electronic Supplementary Information for Dalton Transactions
This journal is © The Royal Society of Chemistry 2005

C(15)-N(3)-Cr(1)	119.9(6)
C(25)-N(3)-Cr(1)	121.2(6)
C(14)-N(4)-C(9)	111.6(8)
C(14)-N(4)-C(15)	129.6(8)
C(9)-N(4)-C(15)	118.7(8)
C(9)-N(5)-C(17)	112.9(8)
C(9)-N(5)-C(51)	124.4(8)
C(17)-N(5)-C(51)	122.6(8)
C(1)-N(6)-C(32)	119.2(8)
C(1)-N(6)-Cr(2)	119.5(6)
C(32)-N(6)-Cr(2)	121.1(6)
C(11)-N(7)-C(7)	112.2(7)
C(11)-N(7)-C(1)	119.1(7)
C(7)-N(7)-C(1)	128.6(8)
C(46)-N(8)-C(37)	111.9(8)
C(46)-N(8)-C(32)	119.4(8)
C(37)-N(8)-C(32)	128.4(8)
C(11)-N(9)-C(8)	112.2(7)
C(11)-N(9)-C(4)	126.6(7)
C(8)-N(9)-C(4)	121.1(7)
C(46)-N(10)-C(16)	111.7(8)
C(46)-N(10)-C(33)	122.4(8)
C(16)-N(10)-C(33)	125.9(8)
C(75)-O(1)-C(78)	108.0(12)
C(74)-O(2)-C(72)	105.2(12)
C(80)-O(3)-C(79)	99(2)
N(3)-Cr(1)-C(26)	74.9(4)
N(3)-Cr(1)-C(9)	76.3(4)
C(26)-Cr(1)-C(9)	147.9(4)
N(3)-Cr(1)-Br(1)	165.1(2)
C(26)-Cr(1)-Br(1)	103.1(3)
C(9)-Cr(1)-Br(1)	101.0(3)
N(3)-Cr(1)-Br(2)	88.0(2)
C(26)-Cr(1)-Br(2)	99.3(3)
C(9)-Cr(1)-Br(2)	93.7(2)

Electronic Supplementary Information for Dalton Transactions
This journal is © The Royal Society of Chemistry 2005

Br(1)-Cr(1)-Br(2)	106.82(7)
N(6)-Cr(2)-C(11)	76.2(3)
N(6)-Cr(2)-C(46)	75.6(3)
C(11)-Cr(2)-C(46)	149.2(3)
N(6)-Cr(2)-Br(4)	166.1(2)
C(11)-Cr(2)-Br(4)	101.9(3)
C(46)-Cr(2)-Br(4)	102.4(2)
N(6)-Cr(2)-Br(3)	92.7(2)
C(11)-Cr(2)-Br(3)	94.6(2)
C(46)-Cr(2)-Br(3)	98.9(2)
Br(4)-Cr(2)-Br(3)	101.26(6)

Symmetry transformations used to generate equivalent atoms:

Table 8. Anisotropic displacement parameters ($\text{\AA}^2 \times 10^3$) for **2b**. The anisotropic displacement factor exponent takes the form: $-2\pi^2 [h^2 a^{*2} U^{11} + \dots + 2 h k a^* b^* U^{12}]$

	U^{11}	U^{22}	U^{33}	U^{23}	U^{13}	U^{12}
C(2)	80(9)	58(8)	40(7)	9(6)	21(6)	40(7)
C(3)	52(8)	58(8)	94(10)	35(7)	30(7)	28(7)
C(1)	12(5)	33(6)	26(5)	5(4)	5(4)	8(5)
C(4)	34(6)	26(5)	23(5)	-4(4)	-6(5)	15(5)
C(5)	26(6)	33(6)	33(6)	-6(5)	4(5)	15(5)
C(6)	28(6)	29(6)	34(6)	10(5)	-1(5)	12(5)
C(7)	28(6)	36(6)	25(5)	2(5)	0(4)	19(5)
C(8)	35(6)	20(5)	31(5)	-6(4)	-4(5)	14(5)
C(9)	41(6)	47(7)	22(5)	7(5)	5(5)	27(6)
C(10)	46(7)	42(7)	29(6)	1(5)	-10(5)	21(6)
C(11)	26(5)	37(6)	17(5)	3(5)	6(4)	14(5)
C(12)	41(7)	54(8)	41(7)	-7(6)	-25(6)	10(6)
C(13)	36(7)	57(8)	50(7)	-17(6)	-7(6)	30(6)
C(14)	48(7)	31(6)	42(6)	-9(5)	-14(5)	25(6)
C(15)	32(6)	36(6)	19(5)	0(5)	-9(4)	13(5)
C(16)	36(6)	36(6)	41(6)	-11(5)	-11(5)	12(6)
C(17)	48(7)	40(7)	43(6)	-20(5)	-22(6)	25(6)
C(18)	28(6)	32(6)	33(6)	-2(5)	-4(5)	11(5)
C(19)	43(7)	32(6)	30(6)	0(5)	-7(5)	8(5)
C(20)	66(8)	51(7)	30(6)	-2(5)	3(5)	49(6)
C(21)	25(6)	34(6)	28(5)	2(5)	0(5)	12(5)
C(22)	39(6)	27(6)	23(5)	-3(4)	-5(5)	17(5)
C(23)	90(10)	76(9)	40(7)	13(7)	8(7)	57(9)
C(24)	67(9)	41(7)	40(7)	-16(5)	-29(6)	35(7)
C(25)	27(6)	34(6)	50(7)	0(5)	-11(5)	13(5)
C(26)	41(7)	38(6)	44(6)	-13(5)	-13(5)	24(6)
C(27)	49(7)	32(6)	50(7)	-6(5)	-13(6)	20(6)
C(28)	32(6)	47(7)	64(8)	-12(6)	-13(6)	26(6)
C(29)	101(11)	87(10)	60(9)	18(7)	26(8)	75(9)
C(30)	24(6)	34(6)	59(7)	2(6)	-10(5)	16(5)

Electronic Supplementary Information for Dalton Transactions
This journal is © The Royal Society of Chemistry 2005

C(31)	66(8)	57(8)	35(6)	5(5)	9(6)	48(7)
C(32)	27(6)	24(6)	30(5)	5(4)	-3(5)	11(5)
C(33)	46(7)	37(6)	38(6)	-4(5)	-4(5)	29(6)
C(34)	31(6)	35(6)	40(6)	-1(5)	-12(5)	9(5)
C(35)	74(9)	80(10)	52(8)	16(7)	-12(7)	39(8)
C(36)	48(7)	44(7)	31(6)	7(5)	-9(5)	21(6)
C(37)	42(7)	41(7)	43(7)	-10(5)	-10(5)	22(6)
C(38)	42(7)	32(6)	45(7)	-6(5)	-16(5)	25(6)
C(39)	75(9)	80(9)	45(7)	3(7)	24(7)	34(8)
C(40)	35(7)	47(7)	76(9)	3(6)	-2(6)	28(6)
C(41)	49(8)	53(8)	69(9)	-3(7)	7(7)	30(7)
C(42)	49(7)	49(7)	30(6)	-10(5)	-15(5)	34(6)
C(43)	41(7)	46(7)	48(7)	-6(6)	-23(6)	21(6)
C(44)	31(6)	33(7)	57(8)	-12(6)	-13(6)	15(6)
C(45)	25(6)	24(6)	36(6)	4(5)	-4(5)	6(5)
C(46)	37(6)	47(7)	22(5)	7(5)	0(5)	31(5)
C(47)	39(7)	41(7)	49(7)	-7(6)	-3(6)	24(6)
C(48)	32(6)	57(8)	37(6)	9(5)	7(5)	16(6)
C(49)	84(10)	54(8)	60(8)	5(7)	8(7)	36(7)
C(50)	84(10)	63(9)	61(9)	11(7)	2(8)	22(8)
C(51)	38(6)	29(6)	36(6)	-7(5)	-14(5)	22(5)
C(52)	51(7)	42(7)	32(6)	-3(5)	-9(5)	24(6)
C(53)	41(7)	59(8)	56(8)	-13(7)	1(6)	25(7)
C(54)	44(8)	37(7)	88(10)	-25(7)	-6(7)	17(6)
C(55)	70(10)	107(12)	88(11)	12(9)	17(8)	49(9)
C(56)	60(8)	59(8)	38(6)	10(6)	6(6)	45(7)
C(57)	42(8)	92(10)	83(10)	1(8)	0(7)	31(8)
C(58)	111(12)	104(11)	49(8)	21(8)	3(8)	80(10)
C(59)	104(12)	104(12)	65(9)	1(8)	22(8)	68(10)
C(60)	82(10)	67(9)	42(7)	6(6)	6(7)	35(8)
C(61)	65(9)	74(9)	58(8)	-11(7)	-7(7)	31(8)
C(62)	116(12)	125(13)	58(9)	25(8)	11(9)	105(11)
C(63)	40(7)	54(7)	32(6)	6(5)	-4(5)	22(6)
C(64)	88(11)	66(10)	134(14)	1(9)	52(10)	37(9)
C(65)	51(9)	72(10)	142(14)	26(10)	-6(9)	25(8)

Electronic Supplementary Information for Dalton Transactions
This journal is © The Royal Society of Chemistry 2005

C(66)	50(7)	43(7)	52(7)	-2(6)	1(6)	17(6)
C(67)	25(6)	31(6)	40(6)	-7(5)	0(5)	9(5)
C(68)	64(9)	82(10)	80(10)	2(8)	21(8)	34(8)
C(69)	90(11)	88(11)	178(17)	68(11)	81(12)	64(10)
C(70)	107(14)	116(16)	170(20)	-17(14)	86(14)	7(12)
C(71)	144(16)	66(11)	122(15)	-14(10)	38(13)	40(12)
C(72)	69(10)	74(11)	113(13)	-21(10)	-7(9)	36(9)
C(73)	300(30)	117(17)	160(20)	48(15)	130(20)	130(20)
C(74)	250(30)	127(17)	136(17)	56(14)	140(19)	111(18)
C(75)	42(9)	72(10)	137(16)	-28(10)	6(10)	5(8)
C(76)	114(16)	139(16)	68(12)	-18(11)	-10(11)	40(13)
C(77)	65(12)	220(20)	129(19)	-74(17)	26(12)	8(14)
C(78)	134(15)	86(12)	105(13)	13(10)	25(13)	77(12)
N(1)	37(5)	44(5)	44(5)	-8(4)	-18(4)	23(5)
N(2)	36(5)	34(5)	47(5)	-7(4)	-13(4)	19(4)
N(3)	31(5)	21(5)	30(5)	-5(4)	-7(4)	5(4)
N(4)	38(5)	30(5)	28(4)	-14(4)	-13(4)	17(4)
N(5)	31(5)	32(5)	31(5)	-12(4)	-18(4)	17(4)
N(6)	19(4)	30(5)	30(4)	-2(4)	-1(4)	12(4)
N(7)	27(5)	28(5)	24(4)	-4(4)	-4(4)	16(4)
N(8)	34(5)	29(5)	24(4)	1(4)	-2(4)	15(4)
N(9)	31(5)	28(5)	21(4)	10(4)	10(4)	15(4)
N(10)	52(6)	36(5)	34(5)	4(4)	1(4)	28(5)
O(1)	78(7)	83(7)	83(7)	-29(6)	-4(6)	26(6)
O(2)	97(7)	71(6)	75(7)	-5(5)	-7(6)	41(6)
Cr(1)	32(1)	31(1)	41(1)	-11(1)	-16(1)	17(1)
Cr(2)	27(1)	36(1)	25(1)	1(1)	0(1)	19(1)
Br(1)	40(1)	42(1)	53(1)	-18(1)	-16(1)	18(1)
Br(2)	46(1)	46(1)	46(1)	0(1)	-13(1)	14(1)
Br(3)	26(1)	63(1)	26(1)	7(1)	0(1)	19(1)
Br(4)	45(1)	72(1)	37(1)	4(1)	-2(1)	40(1)

Structural Data for 3

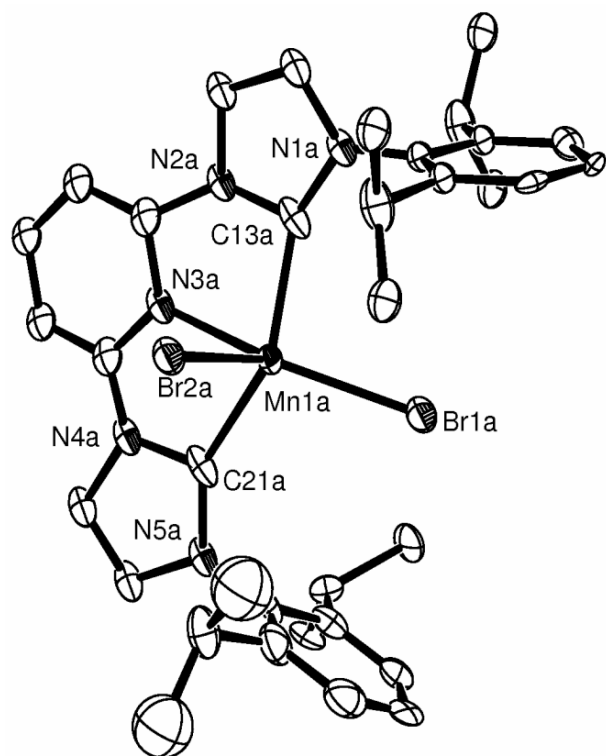


Table 1. Crystal data and structure refinement for 3.

Identification code	3	
Empirical formula	C ₃₉ H ₄₉ Br ₂ Mn N ₅ O	
Formula weight	818.59	
Temperature	95(2) K	
Wavelength	0.71073 Å	
Crystal system	Monoclinic	
Space group	P2 ₁ /c	
Unit cell dimensions	a = 10.6948(8) Å	α = 90°.
	b = 18.7188(14) Å	β = 93.796(9)°.
	c = 19.2039(19) Å	γ = 90°.
Volume	3836.1(6) Å ³	
Z	4	
Density (calculated)	1.417 Mg/m ³	
Absorption coefficient	2.464 mm ⁻¹	
F(000)	1684	
Crystal size	0.25 x 0.25 x 0.25 mm ³	
Theta range for data collection	2.97 to 25.03°.	
Index ranges	-12 ≤ h ≤ 12, -22 ≤ k ≤ 22, -22 ≤ l ≤ 19	
Reflections collected	26916	
Independent reflections	6754 [R(int) = 0.0661]	
Completeness to theta = 25.03°	99.7 %	
Absorption correction	Semi-empirical from equivalents	
Max. and min. transmission	0.5779 and 0.5779	
Refinement method	Full-matrix least-squares on F ²	
Data / restraints / parameters	6754 / 1413 / 415	
Goodness-of-fit on F ²	1.059	
Final R indices [I > 2σ(I)]	R ₁ = 0.0874, wR ₂ = 0.2042	
R indices (all data)	R ₁ = 0.1373, wR ₂ = 0.2333	
Largest diff. peak and hole	2.097 and -1.073 e. Å ⁻³	

Table 2. Atomic coordinates ($\times 10^4$) and equivalent isotropic displacement parameters ($\approx^2 \times 10^3$) for 3. $U(\text{eq})$ is defined as one third of the trace of the orthogonalized U^{ij} tensor.

	x	y	z	U(eq)
O(1A)	8290(4)	5786(2)	1033(2)	60(1)
C(41A)	10469(5)	6081(3)	1011(2)	68(1)
C(40A)	10004(5)	6230(3)	1745(3)	68(1)
C(43A)	9017(6)	5565(3)	1701(4)	68(1)
C(42A)	9289(5)	5797(3)	568(4)	68(1)
O(1B)	8849(4)	5963(2)	1715(2)	60(1)
C(41B)	10729(4)	5714(2)	1035(3)	68(1)
C(40B)	9942(5)	6328(3)	1331(3)	68(1)
C(43B)	9275(5)	5228(3)	1793(3)	68(1)
C(42B)	9836(5)	5098(3)	1114(3)	68(1)
Mn(1A)	3339(1)	3154(1)	991(1)	20(1)
Br(1A)	3078(1)	2378(1)	2060(1)	29(1)
Br(2A)	1956(1)	4236(1)	643(1)	29(1)
N(1A)	5507(2)	4177(1)	1936(1)	26(1)
C(14A)	6368(2)	4675(1)	1680(1)	31(1)
C(15A)	6420(3)	4559(2)	952(1)	31(1)
N(2A)	5593(3)	3989(1)	758(1)	26(1)
C(13A)	5028(2)	3753(1)	1366(1)	28(1)
N(3A)	4325(1)	3419(1)	20(1)	26(1)
C(16A)	5212(2)	3963(1)	62(1)	28(1)
C(17A)	5784(2)	4177(1)	-533(1)	28(1)
C(18A)	5470(2)	3848(2)	-1169(1)	28(1)
C(19A)	4584(2)	3304(1)	-1211(1)	28(1)
C(20A)	4011(2)	3090(1)	-617(1)	28(1)
C(1A)	5444(1)	3953(1)	2546(1)	20(1)
C(2A)	4439(2)	4234(1)	2880(1)	20(1)
C(3A)	4316(2)	4089(2)	3582(1)	18(1)
C(5A)	5196(3)	3664(2)	3950(1)	21(1)
C(4A)	6201(2)	3384(1)	3616(1)	25(1)
C(6A)	6325(2)	3529(1)	2914(1)	20(1)

Electronic Supplementary Information for Dalton Transactions
This journal is © The Royal Society of Chemistry 2005

N(4A)	2975(2)	2712(1)	-519(1)	26(1)
C(22A)	2274(2)	2349(1)	-1064(1)	31(1)
C(23A)	1396(2)	1898(1)	-756(2)	31(1)
N(5A)	1554(2)	1983(1)	-21(2)	26(1)
C(21A)	2530(2)	2486(1)	126(1)	28(1)
C(24A)	1044(1)	1576(1)	462(1)	34(1)
C(25A)	1488(1)	930(1)	734(1)	35(1)
C(26A)	857(1)	587(1)	1249(1)	43(1)
C(27A)	-218(1)	891(1)	1491(1)	39(1)
C(28A)	-662(1)	1537(1)	1219(1)	49(1)
C(29A)	-31(1)	1880(1)	704(1)	40(1)
C(7A)	7399(4)	3164(2)	2557(2)	38(1)
C(11A)	3388(4)	5436(2)	2800(2)	32(1)
C(12A)	2106(4)	4374(2)	2535(2)	32(1)
C(10A)	3381(4)	4663(2)	2529(2)	38(1)
C(9A)	8644(4)	3504(2)	2842(2)	32(1)
C(8A)	7333(4)	2382(2)	2576(2)	32(1)
C(30A)	2571(4)	589(2)	512(2)	37(1)
C(31A)	2559(4)	-44(3)	71(2)	42(1)
C(32A)	3564(4)	372(3)	1179(2)	47(2)
C(33A)	-598(1)	2577(1)	395(1)	38(1)
C(34A)	-680(2)	3137(1)	976(1)	88(1)
C(35A)	-1928(1)	2440(1)	64(1)	88(1)
Mn(1B)	3748(1)	2715(1)	1102(1)	20(1)
Br(1B)	2510(1)	2362(1)	2115(1)	29(1)
Br(2B)	5639(1)	1938(1)	974(1)	29(1)
N(1B)	5493(2)	4020(1)	1948(1)	26(1)
C(14B)	6396(2)	4548(1)	1809(1)	31(1)
C(15B)	6381(3)	4642(2)	1075(1)	31(1)
N(2B)	5469(3)	4171(1)	760(1)	26(1)
C(13B)	4920(2)	3787(1)	1299(1)	28(1)
N(3B)	4270(2)	3332(1)	111(1)	26(1)
C(16B)	5299(2)	3787(1)	158(1)	28(1)
C(17B)	5828(2)	4016(2)	-446(1)	28(1)
C(18B)	5328(3)	3790(2)	-1095(1)	28(1)

Electronic Supplementary Information for Dalton Transactions
This journal is © The Royal Society of Chemistry 2005

C(19B)	4299(3)	3335(1)	-1141(1)	28(1)
C(20B)	3770(2)	3106(1)	-538(1)	28(1)
C(1B)	5188(2)	3891(1)	2667(1)	20(1)
C(2B)	4179(2)	4173(1)	2996(1)	20(1)
C(3B)	4050(2)	4033(2)	3699(1)	23(1)
C(4B)	4929(3)	3612(2)	4072(1)	28(1)
C(5B)	5938(3)	3330(2)	3743(1)	24(1)
C(6B)	6067(2)	3469(1)	3041(1)	20(1)
N(4B)	2975(2)	2557(1)	-528(1)	26(1)
C(22B)	2230(2)	2198(1)	-1059(1)	31(1)
C(23B)	1361(2)	1758(1)	-731(2)	31(1)
N(5B)	1570(3)	1845(1)	2(2)	26(1)
C(21B)	2567(2)	2338(1)	128(1)	28(1)
C(7B)	7208(4)	3152(3)	2695(2)	38(1)
C(11B)	3404(4)	5439(3)	2800(2)	32(1)
C(24B)	912(1)	1548(1)	478(1)	27(1)
C(25B)	1410(1)	895(1)	701(1)	33(1)
C(26B)	768(1)	470(1)	1152(1)	39(1)
C(27B)	-372(2)	699(1)	1380(1)	40(1)
C(28B)	-870(1)	1352(1)	1157(1)	41(1)
C(29B)	-228(1)	1777(1)	706(1)	40(1)
C(12B)	1907(4)	4358(3)	2691(2)	32(1)
C(10B)	3212(5)	4677(3)	2563(3)	38(1)
C(9B)	8416(4)	3425(3)	2989(2)	32(1)
C(8B)	7217(4)	2304(2)	2817(2)	32(1)
C(30B)	2728(4)	604(3)	410(3)	33(1)
C(31B)	2279(5)	-157(2)	59(3)	42(2)
C(32B)	3705(5)	606(2)	962(3)	44(2)
C(33B)	-674(1)	2535(1)	502(1)	38(1)
C(34B)	-739(6)	3070(3)	997(2)	88(1)
C(35B)	-1490(5)	2592(3)	-170(2)	88(1)

Table 3. Bond lengths [\approx] and angles [∞] for 3.

O(1A)-C(42A)	1.437(7)
O(1A)-C(43A)	1.513(7)
C(41A)-C(40A)	1.549(7)
C(41A)-C(42A)	1.567(8)
C(41A)-H(41A)	0.9900
C(41A)-H(41B)	0.9900
C(40A)-C(43A)	1.630(8)
C(40A)-H(40A)	0.9900
C(40A)-H(40B)	0.9900
C(43A)-H(43A)	0.9900
C(43A)-H(43B)	0.9900
C(42A)-H(42A)	0.9900
C(42A)-H(42B)	0.9900
O(1B)-C(43B)	1.454(7)
O(1B)-C(40B)	1.579(7)
C(41B)-C(42B)	1.512(6)
C(41B)-C(40B)	1.553(7)
C(41B)-H(41C)	0.9900
C(41B)-H(41D)	0.9900
C(40B)-H(40C)	0.9900
C(40B)-H(40D)	0.9900
C(43B)-C(42B)	1.491(7)
C(43B)-H(43C)	0.9900
C(43B)-H(43D)	0.9900
C(42B)-H(42C)	0.9900
C(42B)-H(42D)	0.9900
Mn(1A)-C(13A)	2.206(2)
Mn(1A)-C(21A)	2.210(2)
Mn(1A)-N(3A)	2.2574(16)
Mn(1A)-Br(1A)	2.5458(7)
Mn(1A)-Br(2A)	2.5708(7)
N(1A)-C(1A)	1.250(2)
N(1A)-C(14A)	1.4200

Electronic Supplementary Information for Dalton Transactions
This journal is © The Royal Society of Chemistry 2005

N(1A)-C(13A)	1.4200
C(14A)-C(15A)	1.4200
C(14A)-H(14A)	0.9500
C(15A)-N(2A)	1.4200
C(15A)-H(15A)	0.9500
N(2A)-C(16A)	1.372(2)
N(2A)-C(13A)	1.4200
N(3A)-C(16A)	1.3900
N(3A)-C(20A)	1.3900
C(16A)-C(17A)	1.3900
C(17A)-C(18A)	1.3900
C(17A)-H(17A)	0.9500
C(18A)-C(19A)	1.3900
C(18A)-H(18A)	0.9500
C(19A)-C(20A)	1.3900
C(19A)-H(19A)	0.9500
C(20A)-N(4A)	1.338(2)
C(1A)-C(2A)	1.3900
C(1A)-C(6A)	1.3900
C(2A)-C(3A)	1.3900
C(2A)-C(10A)	1.510(5)
C(3A)-C(5A)	1.3900
C(3A)-H(3A)	0.9500
C(5A)-C(4A)	1.3900
C(5A)-H(5A)	0.9500
C(4A)-C(6A)	1.3900
C(4A)-H(4A)	0.9500
C(6A)-C(7A)	1.536(5)
N(4A)-C(22A)	1.4200
N(4A)-C(21A)	1.4200
C(22A)-C(23A)	1.4200
C(22A)-H(22A)	0.9500
C(23A)-N(5A)	1.4200
C(23A)-H(23A)	0.9500
N(5A)-C(24A)	1.343(2)

Electronic Supplementary Information for Dalton Transactions
This journal is © The Royal Society of Chemistry 2005

N(5A)-C(21A)	1.4200
C(24A)-C(25A)	1.3900
C(24A)-C(29A)	1.3900
C(25A)-C(26A)	1.3900
C(25A)-C(30A)	1.413(5)
C(26A)-C(27A)	1.3900
C(26A)-H(26A)	0.9500
C(27A)-C(28A)	1.3900
C(27A)-H(27A)	0.9500
C(28A)-C(29A)	1.3900
C(28A)-H(28A)	0.9500
C(29A)-C(33A)	1.5401
C(7A)-C(8A)	1.465(6)
C(7A)-C(9A)	1.543(6)
C(7A)-H(7A)	1.0000
C(11A)-C(10A)	1.537(6)
C(11A)-H(11A)	0.9800
C(11A)-H(11B)	0.9800
C(11A)-H(11C)	0.9800
C(12A)-C(10A)	1.469(6)
C(12A)-H(12A)	0.9800
C(12A)-H(12B)	0.9800
C(12A)-H(12C)	0.9800
C(10A)-H(10A)	1.0000
C(9A)-H(9A1)	0.9800
C(9A)-H(9A2)	0.9800
C(9A)-H(9A3)	0.9800
C(8A)-H(8A1)	0.9800
C(8A)-H(8A2)	0.9800
C(8A)-H(8A3)	0.9800
C(30A)-C(31A)	1.456(6)
C(30A)-C(32A)	1.660(6)
C(30A)-H(30A)	1.0000
C(31A)-H(31A)	0.9800
C(31A)-H(31B)	0.9800

Electronic Supplementary Information for Dalton Transactions
This journal is © The Royal Society of Chemistry 2005

C(31A)-H(31C)	0.9800
C(32A)-H(32A)	0.9800
C(32A)-H(32B)	0.9800
C(32A)-H(32C)	0.9800
C(33A)-C(35A)	1.5398(6)
C(33A)-C(34A)	1.5399(6)
C(33A)-H(33A)	1.0000
C(34A)-H(34A)	0.9800
C(34A)-H(34B)	0.9800
C(34A)-H(34C)	0.9800
C(35A)-H(35A)	0.9800
C(35A)-H(35B)	0.9800
C(35A)-H(35C)	0.9800
Mn(1B)-C(21B)	2.298(2)
Mn(1B)-N(3B)	2.3257(16)
Mn(1B)-C(13B)	2.384(2)
Mn(1B)-Br(1B)	2.5126(8)
Mn(1B)-Br(2B)	2.5151(7)
N(1B)-C(13B)	1.4200
N(1B)-C(14B)	1.4200
N(1B)-C(1B)	1.460(2)
C(14B)-C(15B)	1.4200
C(14B)-H(14B)	0.9500
C(15B)-N(2B)	1.4200
C(15B)-H(15B)	0.9500
N(2B)-C(16B)	1.364(3)
N(2B)-C(13B)	1.4200
N(3B)-C(16B)	1.3900
N(3B)-C(20B)	1.3900
C(16B)-C(17B)	1.3900
C(17B)-C(18B)	1.3900
C(17B)-H(17B)	0.9500
C(18B)-C(19B)	1.3900
C(18B)-H(18B)	0.9500
C(19B)-C(20B)	1.3900

Electronic Supplementary Information for Dalton Transactions
This journal is © The Royal Society of Chemistry 2005

C(19B)-H(19B)	0.9500
C(20B)-N(4B)	1.334(2)
C(1B)-C(2B)	1.3900
C(1B)-C(6B)	1.3900
C(2B)-C(3B)	1.3900
C(2B)-C(10B)	1.593(5)
C(3B)-C(4B)	1.3900
C(3B)-H(3B)	0.9500
C(4B)-C(5B)	1.3900
C(4B)-H(4B)	0.9500
C(5B)-C(6B)	1.3900
C(5B)-H(5B)	0.9500
C(6B)-C(7B)	1.546(5)
N(4B)-C(22B)	1.4200
N(4B)-C(21B)	1.4200
C(22B)-C(23B)	1.4200
C(22B)-H(22B)	0.9500
C(23B)-N(5B)	1.4200
C(23B)-H(23B)	0.9500
N(5B)-C(24B)	1.312(2)
N(5B)-C(21B)	1.4200
C(7B)-C(9B)	1.467(6)
C(7B)-C(8B)	1.604(7)
C(7B)-H(7B)	1.0000
C(11B)-C(10B)	1.507(7)
C(11B)-H(11D)	0.9800
C(11B)-H(11E)	0.9800
C(11B)-H(11F)	0.9800
C(24B)-C(25B)	1.3900
C(24B)-C(29B)	1.3900
C(25B)-C(26B)	1.3900
C(25B)-C(30B)	1.643(5)
C(26B)-C(27B)	1.3900
C(26B)-H(26B)	0.9500
C(27B)-C(28B)	1.3900

Electronic Supplementary Information for Dalton Transactions
This journal is © The Royal Society of Chemistry 2005

C(27B)-H(27B)	0.9500
C(28B)-C(29B)	1.3900
C(28B)-H(28B)	0.9500
C(29B)-C(33B)	1.5401
C(12B)-C(10B)	1.553(7)
C(12B)-H(12D)	0.9800
C(12B)-H(12E)	0.9800
C(12B)-H(12F)	0.9800
C(10B)-H(10B)	1.0000
C(9B)-H(9B1)	0.9800
C(9B)-H(9B2)	0.9800
C(9B)-H(9B3)	0.9800
C(8B)-H(8B1)	0.9800
C(8B)-H(8B2)	0.9800
C(8B)-H(8B3)	0.9800
C(30B)-C(32B)	1.439(7)
C(30B)-C(31B)	1.635(7)
C(30B)-H(30B)	1.0000
C(31B)-H(31D)	0.9800
C(31B)-H(31E)	0.9800
C(31B)-H(31F)	0.9800
C(32B)-H(32D)	0.9800
C(32B)-H(32E)	0.9800
C(32B)-H(32F)	0.9800
C(33B)-C(34B)	1.386(5)
C(33B)-C(35B)	1.514(4)
C(33B)-H(33B)	1.0000
C(34B)-H(34D)	0.9800
C(34B)-H(34E)	0.9800
C(34B)-H(34F)	0.9800
C(35B)-H(35D)	0.9800
C(35B)-H(35E)	0.9800
C(35B)-H(35F)	0.9800
C(42A)-O(1A)-C(43A)	99.7(4)

Electronic Supplementary Information for Dalton Transactions
This journal is © The Royal Society of Chemistry 2005

C(40A)-C(41A)-C(42A)	105.0(5)
C(40A)-C(41A)-H(41A)	110.7
C(42A)-C(41A)-H(41A)	110.7
C(40A)-C(41A)-H(41B)	110.7
C(42A)-C(41A)-H(41B)	110.7
H(41A)-C(41A)-H(41B)	108.8
C(41A)-C(40A)-C(43A)	93.6(4)
C(41A)-C(40A)-H(40A)	113.0
C(43A)-C(40A)-H(40A)	113.0
C(41A)-C(40A)-H(40B)	113.0
C(43A)-C(40A)-H(40B)	113.0
H(40A)-C(40A)-H(40B)	110.4
O(1A)-C(43A)-C(40A)	97.5(4)
O(1A)-C(43A)-H(43A)	112.3
C(40A)-C(43A)-H(43A)	112.3
O(1A)-C(43A)-H(43B)	112.3
C(40A)-C(43A)-H(43B)	112.3
H(43A)-C(43A)-H(43B)	109.9
O(1A)-C(42A)-C(41A)	105.8(5)
O(1A)-C(42A)-H(42A)	110.6
C(41A)-C(42A)-H(42A)	110.6
O(1A)-C(42A)-H(42B)	110.6
C(41A)-C(42A)-H(42B)	110.6
H(42A)-C(42A)-H(42B)	108.7
C(43B)-O(1B)-C(40B)	102.7(4)
C(42B)-C(41B)-C(40B)	99.6(4)
C(42B)-C(41B)-H(41C)	111.8
C(40B)-C(41B)-H(41C)	111.8
C(42B)-C(41B)-H(41D)	111.8
C(40B)-C(41B)-H(41D)	111.8
H(41C)-C(41B)-H(41D)	109.6
C(41B)-C(40B)-O(1B)	106.7(4)
C(41B)-C(40B)-H(40C)	110.4
O(1B)-C(40B)-H(40C)	110.4
C(41B)-C(40B)-H(40D)	110.4

Electronic Supplementary Information for Dalton Transactions
This journal is © The Royal Society of Chemistry 2005

O(1B)-C(40B)-H(40D)	110.4
H(40C)-C(40B)-H(40D)	108.6
O(1B)-C(43B)-C(42B)	101.9(4)
O(1B)-C(43B)-H(43C)	111.4
C(42B)-C(43B)-H(43C)	111.4
O(1B)-C(43B)-H(43D)	111.4
C(42B)-C(43B)-H(43D)	111.4
H(43C)-C(43B)-H(43D)	109.3
C(43B)-C(42B)-C(41B)	104.8(4)
C(43B)-C(42B)-H(42C)	110.8
C(41B)-C(42B)-H(42C)	110.8
C(43B)-C(42B)-H(42D)	110.8
C(41B)-C(42B)-H(42D)	110.8
H(42C)-C(42B)-H(42D)	108.9
C(13A)-Mn(1A)-C(21A)	143.58(8)
C(13A)-Mn(1A)-N(3A)	74.99(7)
C(21A)-Mn(1A)-N(3A)	71.60(6)
C(13A)-Mn(1A)-Br(1A)	99.12(6)
C(21A)-Mn(1A)-Br(1A)	102.96(5)
N(3A)-Mn(1A)-Br(1A)	150.91(5)
C(13A)-Mn(1A)-Br(2A)	97.41(6)
C(21A)-Mn(1A)-Br(2A)	93.48(6)
N(3A)-Mn(1A)-Br(2A)	84.52(4)
Br(1A)-Mn(1A)-Br(2A)	124.57(3)
C(1A)-N(1A)-C(14A)	128.35(12)
C(1A)-N(1A)-C(13A)	119.75(12)
C(14A)-N(1A)-C(13A)	108.0
N(1A)-C(14A)-C(15A)	108.0
N(1A)-C(14A)-H(14A)	126.0
C(15A)-C(14A)-H(14A)	126.0
N(2A)-C(15A)-C(14A)	108.0
N(2A)-C(15A)-H(15A)	126.0
C(14A)-C(15A)-H(15A)	126.0
C(16A)-N(2A)-C(15A)	115.05(17)
C(16A)-N(2A)-C(13A)	132.42(18)

Electronic Supplementary Information for Dalton Transactions
This journal is © The Royal Society of Chemistry 2005

C(15A)-N(2A)-C(13A)	108.0
N(2A)-C(13A)-N(1A)	108.0
N(2A)-C(13A)-Mn(1A)	105.86(10)
N(1A)-C(13A)-Mn(1A)	141.39(11)
C(16A)-N(3A)-C(20A)	120.0
C(16A)-N(3A)-Mn(1A)	117.82(7)
C(20A)-N(3A)-Mn(1A)	122.04(7)
N(2A)-C(16A)-N(3A)	103.95(15)
N(2A)-C(16A)-C(17A)	132.11(15)
N(3A)-C(16A)-C(17A)	120.0
C(18A)-C(17A)-C(16A)	120.0
C(18A)-C(17A)-H(17A)	120.0
C(16A)-C(17A)-H(17A)	120.0
C(19A)-C(18A)-C(17A)	120.0
C(19A)-C(18A)-H(18A)	120.0
C(17A)-C(18A)-H(18A)	120.0
C(18A)-C(19A)-C(20A)	120.0
C(18A)-C(19A)-H(19A)	120.0
C(20A)-C(19A)-H(19A)	120.0
N(4A)-C(20A)-C(19A)	133.05(12)
N(4A)-C(20A)-N(3A)	105.31(12)
C(19A)-C(20A)-N(3A)	120.0
N(1A)-C(1A)-C(2A)	113.39(12)
N(1A)-C(1A)-C(6A)	126.28(12)
C(2A)-C(1A)-C(6A)	120.0
C(3A)-C(2A)-C(1A)	120.0
C(3A)-C(2A)-C(10A)	114.8(2)
C(1A)-C(2A)-C(10A)	125.1(2)
C(2A)-C(3A)-C(5A)	120.0
C(2A)-C(3A)-H(3A)	120.0
C(5A)-C(3A)-H(3A)	120.0
C(4A)-C(5A)-C(3A)	120.0
C(4A)-C(5A)-H(5A)	120.0
C(3A)-C(5A)-H(5A)	120.0
C(5A)-C(4A)-C(6A)	120.0

Electronic Supplementary Information for Dalton Transactions
This journal is © The Royal Society of Chemistry 2005

C(5A)-C(4A)-H(4A)	120.0
C(6A)-C(4A)-H(4A)	120.0
C(4A)-C(6A)-C(1A)	120.0
C(4A)-C(6A)-C(7A)	117.93(19)
C(1A)-C(6A)-C(7A)	121.94(19)
C(20A)-N(4A)-C(22A)	123.38(12)
C(20A)-N(4A)-C(21A)	127.53(12)
C(22A)-N(4A)-C(21A)	108.0
C(23A)-C(22A)-N(4A)	108.0
C(23A)-C(22A)-H(22A)	126.0
N(4A)-C(22A)-H(22A)	126.0
N(5A)-C(23A)-C(22A)	108.0
N(5A)-C(23A)-H(23A)	126.0
C(22A)-C(23A)-H(23A)	126.0
C(24A)-N(5A)-C(23A)	126.63(19)
C(24A)-N(5A)-C(21A)	124.42(19)
C(23A)-N(5A)-C(21A)	108.0
N(5A)-C(21A)-N(4A)	108.0
N(5A)-C(21A)-Mn(1A)	140.44(10)
N(4A)-C(21A)-Mn(1A)	110.42(10)
N(5A)-C(24A)-C(25A)	127.52(13)
N(5A)-C(24A)-C(29A)	112.46(13)
C(25A)-C(24A)-C(29A)	120.0
C(26A)-C(25A)-C(24A)	120.0
C(26A)-C(25A)-C(30A)	116.90(19)
C(24A)-C(25A)-C(30A)	123.10(19)
C(25A)-C(26A)-C(27A)	120.0
C(25A)-C(26A)-H(26A)	120.0
C(27A)-C(26A)-H(26A)	120.0
C(26A)-C(27A)-C(28A)	120.0
C(26A)-C(27A)-H(27A)	120.0
C(28A)-C(27A)-H(27A)	120.0
C(29A)-C(28A)-C(27A)	120.0
C(29A)-C(28A)-H(28A)	120.0
C(27A)-C(28A)-H(28A)	120.0

Electronic Supplementary Information for Dalton Transactions
This journal is © The Royal Society of Chemistry 2005

C(28A)-C(29A)-C(24A)	120.0
C(28A)-C(29A)-C(33A)	117.90(5)
C(24A)-C(29A)-C(33A)	122.03(5)
C(8A)-C(7A)-C(6A)	113.2(4)
C(8A)-C(7A)-C(9A)	116.4(4)
C(6A)-C(7A)-C(9A)	108.2(3)
C(8A)-C(7A)-H(7A)	106.1
C(6A)-C(7A)-H(7A)	106.1
C(9A)-C(7A)-H(7A)	106.1
C(12A)-C(10A)-C(2A)	118.0(4)
C(12A)-C(10A)-C(11A)	109.2(4)
C(2A)-C(10A)-C(11A)	111.4(3)
C(12A)-C(10A)-H(10A)	105.8
C(2A)-C(10A)-H(10A)	105.8
C(11A)-C(10A)-H(10A)	105.8
C(25A)-C(30A)-C(31A)	124.6(4)
C(25A)-C(30A)-C(32A)	111.9(3)
C(31A)-C(30A)-C(32A)	103.3(4)
C(25A)-C(30A)-H(30A)	105.1
C(31A)-C(30A)-H(30A)	105.1
C(32A)-C(30A)-H(30A)	105.1
C(35A)-C(33A)-C(34A)	108.42(11)
C(35A)-C(33A)-C(29A)	110.34(8)
C(34A)-C(33A)-C(29A)	109.69(6)
C(35A)-C(33A)-H(33A)	109.5
C(34A)-C(33A)-H(33A)	109.5
C(29A)-C(33A)-H(33A)	109.5
C(21B)-Mn(1B)-N(3B)	68.56(6)
C(21B)-Mn(1B)-C(13B)	129.95(7)
N(3B)-Mn(1B)-C(13B)	63.85(6)
C(21B)-Mn(1B)-Br(1B)	105.11(6)
N(3B)-Mn(1B)-Br(1B)	158.65(5)
C(13B)-Mn(1B)-Br(1B)	113.40(6)
C(21B)-Mn(1B)-Br(2B)	98.34(7)
N(3B)-Mn(1B)-Br(2B)	88.20(5)

Electronic Supplementary Information for Dalton Transactions
This journal is © The Royal Society of Chemistry 2005

C(13B)-Mn(1B)-Br(2B)	94.84(7)
Br(1B)-Mn(1B)-Br(2B)	113.10(3)
C(13B)-N(1B)-C(14B)	108.0
C(13B)-N(1B)-C(1B)	131.94(12)
C(14B)-N(1B)-C(1B)	119.34(12)
C(15B)-C(14B)-N(1B)	108.0
C(15B)-C(14B)-H(14B)	126.0
N(1B)-C(14B)-H(14B)	126.0
N(2B)-C(15B)-C(14B)	108.0
N(2B)-C(15B)-H(15B)	126.0
C(14B)-C(15B)-H(15B)	126.0
C(16B)-N(2B)-C(15B)	137.55(19)
C(16B)-N(2B)-C(13B)	108.23(17)
C(15B)-N(2B)-C(13B)	108.0
N(2B)-C(13B)-N(1B)	108.0
N(2B)-C(13B)-Mn(1B)	123.34(9)
N(1B)-C(13B)-Mn(1B)	126.13(9)
C(16B)-N(3B)-C(20B)	120.0
C(16B)-N(3B)-Mn(1B)	118.96(7)
C(20B)-N(3B)-Mn(1B)	118.94(7)
N(2B)-C(16B)-N(3B)	115.98(16)
N(2B)-C(16B)-C(17B)	120.33(15)
N(3B)-C(16B)-C(17B)	120.0
C(16B)-C(17B)-C(18B)	120.0
C(16B)-C(17B)-H(17B)	120.0
C(18B)-C(17B)-H(17B)	120.0
C(17B)-C(18B)-C(19B)	120.0
C(17B)-C(18B)-H(18B)	120.0
C(19B)-C(18B)-H(18B)	120.0
C(20B)-C(19B)-C(18B)	120.0
C(20B)-C(19B)-H(19B)	120.0
C(18B)-C(19B)-H(19B)	120.0
N(4B)-C(20B)-C(19B)	122.96(13)
N(4B)-C(20B)-N(3B)	115.43(13)
C(19B)-C(20B)-N(3B)	120.0

Electronic Supplementary Information for Dalton Transactions
This journal is © The Royal Society of Chemistry 2005

C(2B)-C(1B)-C(6B)	120.0
C(2B)-C(1B)-N(1B)	126.56(12)
C(6B)-C(1B)-N(1B)	113.35(12)
C(1B)-C(2B)-C(3B)	120.0
C(1B)-C(2B)-C(10B)	119.0(2)
C(3B)-C(2B)-C(10B)	121.0(2)
C(2B)-C(3B)-C(4B)	120.0
C(2B)-C(3B)-H(3B)	120.0
C(4B)-C(3B)-H(3B)	120.0
C(5B)-C(4B)-C(3B)	120.0
C(5B)-C(4B)-H(4B)	120.0
C(3B)-C(4B)-H(4B)	120.0
C(6B)-C(5B)-C(4B)	120.0
C(6B)-C(5B)-H(5B)	120.0
C(4B)-C(5B)-H(5B)	120.0
C(5B)-C(6B)-C(1B)	120.0
C(5B)-C(6B)-C(7B)	118.5(2)
C(1B)-C(6B)-C(7B)	121.5(2)
C(20B)-N(4B)-C(22B)	132.98(13)
C(20B)-N(4B)-C(21B)	117.90(14)
C(22B)-N(4B)-C(21B)	108.0
C(23B)-C(22B)-N(4B)	108.0
C(23B)-C(22B)-H(22B)	126.0
N(4B)-C(22B)-H(22B)	126.0
N(5B)-C(23B)-C(22B)	108.0
N(5B)-C(23B)-H(23B)	126.0
C(22B)-C(23B)-H(23B)	126.0
C(24B)-N(5B)-C(23B)	125.8(2)
C(24B)-N(5B)-C(21B)	126.1(2)
C(23B)-N(5B)-C(21B)	108.0
N(5B)-C(21B)-N(4B)	108.0
N(5B)-C(21B)-Mn(1B)	134.70(11)
N(4B)-C(21B)-Mn(1B)	116.72(11)
C(9B)-C(7B)-C(6B)	113.6(4)
C(9B)-C(7B)-C(8B)	107.0(4)

Electronic Supplementary Information for Dalton Transactions
This journal is © The Royal Society of Chemistry 2005

C(6B)-C(7B)-C(8B)	108.3(3)
C(9B)-C(7B)-H(7B)	109.3
C(6B)-C(7B)-H(7B)	109.3
C(8B)-C(7B)-H(7B)	109.3
N(5B)-C(24B)-C(25B)	112.04(14)
N(5B)-C(24B)-C(29B)	127.60(14)
C(25B)-C(24B)-C(29B)	120.0
C(26B)-C(25B)-C(24B)	120.0
C(26B)-C(25B)-C(30B)	119.54(18)
C(24B)-C(25B)-C(30B)	120.42(18)
C(27B)-C(26B)-C(25B)	120.0
C(27B)-C(26B)-H(26B)	120.0
C(25B)-C(26B)-H(26B)	120.0
C(28B)-C(27B)-C(26B)	120.0
C(28B)-C(27B)-H(27B)	120.0
C(26B)-C(27B)-H(27B)	120.0
C(27B)-C(28B)-C(29B)	120.0
C(27B)-C(28B)-H(28B)	120.0
C(29B)-C(28B)-H(28B)	120.0
C(28B)-C(29B)-C(24B)	120.0
C(28B)-C(29B)-C(33B)	121.82(8)
C(24B)-C(29B)-C(33B)	117.90(8)
C(11B)-C(10B)-C(12B)	115.0(4)
C(11B)-C(10B)-C(2B)	109.5(3)
C(12B)-C(10B)-C(2B)	104.4(3)
C(11B)-C(10B)-H(10B)	109.3
C(12B)-C(10B)-H(10B)	109.3
C(2B)-C(10B)-H(10B)	109.3
C(32B)-C(30B)-C(31B)	119.0(4)
C(32B)-C(30B)-C(25B)	110.3(4)
C(31B)-C(30B)-C(25B)	101.2(3)
C(32B)-C(30B)-H(30B)	108.6
C(31B)-C(30B)-H(30B)	108.6
C(25B)-C(30B)-H(30B)	108.6
C(34B)-C(33B)-C(35B)	118.8(3)

Electronic Supplementary Information for Dalton Transactions
This journal is © The Royal Society of Chemistry 2005

C(34B)-C(33B)-C(29B)	121.4(2)
C(35B)-C(33B)-C(29B)	115.7(2)
C(34B)-C(33B)-H(33B)	96.8
C(35B)-C(33B)-H(33B)	96.8
C(29B)-C(33B)-H(33B)	96.8

Symmetry transformations used to generate equivalent atoms:

Table 4. Anisotropic displacement parameters ($\approx 2 \times 10^3$) for 3. The anisotropic displacement factor exponent takes the form: $-2\pi^2 [h^2 a^2 U^{11} + \dots + 2 h k a^* b^* U^{12}]$

	U^{11}	U^{22}	U^{33}	U^{23}	U^{13}	U^{12}
O(1A)	62(2)	39(1)	79(2)	16(1)	-3(1)	5(1)
C(41A)	62(1)	60(1)	82(1)	9(1)	9(1)	-9(1)
C(40A)	62(1)	60(1)	82(1)	9(1)	9(1)	-9(1)
C(43A)	62(1)	60(1)	82(1)	9(1)	9(1)	-9(1)
C(42A)	62(1)	60(1)	82(1)	9(1)	9(1)	-9(1)
O(1B)	62(2)	39(1)	79(2)	16(1)	-3(1)	5(1)
C(41B)	62(1)	60(1)	82(1)	9(1)	9(1)	-9(1)
C(40B)	62(1)	60(1)	82(1)	9(1)	9(1)	-9(1)
C(43B)	62(1)	60(1)	82(1)	9(1)	9(1)	-9(1)
C(42B)	62(1)	60(1)	82(1)	9(1)	9(1)	-9(1)
Mn(1A)	24(1)	22(1)	14(1)	-1(1)	0(1)	-1(1)
Br(1A)	32(1)	32(1)	23(1)	0(1)	-3(1)	0(1)
Br(2A)	32(1)	32(1)	23(1)	0(1)	-3(1)	0(1)
N(1A)	44(1)	9(1)	23(1)	-4(1)	-12(1)	10(1)
C(14A)	54(1)	13(1)	24(1)	-4(1)	-14(1)	7(1)
C(15A)	54(1)	13(1)	24(1)	-4(1)	-14(1)	7(1)
N(2A)	44(1)	9(1)	23(1)	-4(1)	-12(1)	10(1)
C(13A)	35(1)	22(1)	23(1)	-9(1)	-12(1)	18(1)
N(3A)	44(1)	9(1)	23(1)	-4(1)	-12(1)	10(1)
C(16A)	38(1)	18(1)	28(1)	2(1)	-2(1)	9(1)
C(17A)	38(1)	18(1)	28(1)	2(1)	-2(1)	9(1)
C(18A)	38(1)	18(1)	28(1)	2(1)	-2(1)	9(1)
C(19A)	38(1)	18(1)	28(1)	2(1)	-2(1)	9(1)
C(20A)	38(1)	18(1)	28(1)	2(1)	-2(1)	9(1)
C(1A)	23(1)	22(1)	15(1)	-2(1)	2(1)	-2(1)
C(2A)	23(1)	22(1)	15(1)	-2(1)	2(1)	-2(1)
C(3A)	19(2)	12(2)	23(2)	-7(2)	11(1)	-7(1)
C(5A)	28(2)	22(2)	12(2)	4(2)	2(2)	-14(2)
C(4A)	30(2)	21(2)	25(2)	-3(2)	-4(2)	3(2)
C(6A)	23(1)	22(1)	15(1)	-2(1)	2(1)	-2(1)

Electronic Supplementary Information for Dalton Transactions
This journal is © The Royal Society of Chemistry 2005

N(4A)	44(1)	9(1)	23(1)	-4(1)	-12(1)	10(1)
C(22A)	54(1)	13(1)	24(1)	-4(1)	-14(1)	7(1)
C(23A)	54(1)	13(1)	24(1)	-4(1)	-14(1)	7(1)
N(5A)	44(1)	9(1)	23(1)	-4(1)	-12(1)	10(1)
C(21A)	35(1)	22(1)	23(1)	-9(1)	-12(1)	18(1)
C(24A)	41(2)	44(2)	14(2)	2(2)	-13(2)	-9(2)
C(25A)	24(2)	44(2)	34(2)	-4(2)	-11(2)	0(2)
C(26A)	52(2)	47(2)	28(2)	-2(2)	-15(2)	-23(2)
C(27A)	43(2)	60(2)	14(2)	-16(2)	-2(2)	-33(2)
C(28A)	36(2)	79(3)	30(2)	-11(2)	3(2)	-14(2)
C(29A)	38(2)	61(3)	20(2)	-2(2)	-1(2)	-2(2)
C(7A)	45(1)	48(1)	23(1)	-1(1)	2(1)	19(1)
C(11A)	37(1)	36(1)	23(1)	2(1)	8(1)	1(1)
C(12A)	37(1)	36(1)	23(1)	2(1)	8(1)	1(1)
C(10A)	45(1)	48(1)	23(1)	-1(1)	2(1)	19(1)
C(9A)	37(1)	36(1)	23(1)	2(1)	8(1)	1(1)
C(8A)	37(1)	36(1)	23(1)	2(1)	8(1)	1(1)
C(30A)	39(2)	33(2)	36(2)	4(2)	-4(2)	-17(2)
C(31A)	39(2)	52(3)	33(2)	-8(2)	-14(2)	-19(2)
C(32A)	49(3)	43(3)	46(3)	22(2)	-27(2)	-3(2)
C(33A)	45(1)	48(1)	23(1)	-1(1)	2(1)	19(1)
C(34A)	89(1)	88(1)	88(1)	0(1)	5(1)	0(1)
C(35A)	89(1)	88(1)	88(1)	0(1)	5(1)	0(1)
Mn(1B)	24(1)	22(1)	14(1)	-1(1)	0(1)	-1(1)
Br(1B)	32(1)	32(1)	23(1)	0(1)	-3(1)	0(1)
Br(2B)	32(1)	32(1)	23(1)	0(1)	-3(1)	0(1)
N(1B)	44(1)	9(1)	23(1)	-4(1)	-12(1)	10(1)
C(14B)	54(1)	13(1)	24(1)	-4(1)	-14(1)	7(1)
C(15B)	54(1)	13(1)	24(1)	-4(1)	-14(1)	7(1)
N(2B)	44(1)	9(1)	23(1)	-4(1)	-12(1)	10(1)
C(13B)	35(1)	22(1)	23(1)	-9(1)	-12(1)	18(1)
N(3B)	44(1)	9(1)	23(1)	-4(1)	-12(1)	10(1)
C(16B)	38(1)	18(1)	28(1)	2(1)	-2(1)	9(1)
C(17B)	38(1)	18(1)	28(1)	2(1)	-2(1)	9(1)
C(18B)	38(1)	18(1)	28(1)	2(1)	-2(1)	9(1)

Electronic Supplementary Information for Dalton Transactions
This journal is © The Royal Society of Chemistry 2005

C(19B)	38(1)	18(1)	28(1)	2(1)	-2(1)	9(1)
C(20B)	38(1)	18(1)	28(1)	2(1)	-2(1)	9(1)
C(1B)	23(1)	22(1)	15(1)	-2(1)	2(1)	-2(1)
C(2B)	23(1)	22(1)	15(1)	-2(1)	2(1)	-2(1)
C(3B)	26(2)	31(2)	12(2)	7(2)	9(2)	-10(2)
C(4B)	34(2)	30(2)	22(2)	5(2)	8(2)	-11(2)
C(5B)	25(2)	33(2)	12(2)	12(2)	1(2)	-10(2)
C(6B)	23(1)	22(1)	15(1)	-2(1)	2(1)	-2(1)
N(4B)	44(1)	9(1)	23(1)	-4(1)	-12(1)	10(1)
C(22B)	54(1)	13(1)	24(1)	-4(1)	-14(1)	7(1)
C(23B)	54(1)	13(1)	24(1)	-4(1)	-14(1)	7(1)
N(5B)	44(1)	9(1)	23(1)	-4(1)	-12(1)	10(1)
C(21B)	35(1)	22(1)	23(1)	-9(1)	-12(1)	18(1)
C(7B)	45(1)	48(1)	23(1)	-1(1)	2(1)	19(1)
C(11B)	37(1)	36(1)	23(1)	2(1)	8(1)	1(1)
C(24B)	14(2)	39(2)	27(2)	-4(2)	4(2)	-4(2)
C(25B)	35(2)	30(2)	33(2)	-11(2)	-7(2)	-14(2)
C(26B)	35(2)	44(2)	36(2)	-16(2)	-13(2)	-19(2)
C(27B)	42(2)	46(2)	30(2)	-27(2)	-11(2)	-15(2)
C(28B)	40(2)	55(3)	29(2)	-26(2)	6(2)	7(2)
C(29B)	30(2)	68(3)	21(2)	-13(2)	-3(2)	22(2)
C(12B)	37(1)	36(1)	23(1)	2(1)	8(1)	1(1)
C(10B)	45(1)	48(1)	23(1)	-1(1)	2(1)	19(1)
C(9B)	37(1)	36(1)	23(1)	2(1)	8(1)	1(1)
C(8B)	37(1)	36(1)	23(1)	2(1)	8(1)	1(1)
C(30B)	21(2)	37(2)	41(2)	-6(2)	6(2)	12(2)
C(31B)	56(3)	14(2)	54(3)	-10(2)	-15(3)	-7(2)
C(32B)	63(3)	20(2)	47(3)	8(2)	-6(3)	21(2)
C(33B)	45(1)	48(1)	23(1)	-1(1)	2(1)	19(1)
C(34B)	89(1)	88(1)	88(1)	0(1)	5(1)	0(1)
C(35B)	89(1)	88(1)	88(1)	0(1)	5(1)	0(1)

Table 9. Crystal data and structure refinement for **4**.

Identification code	4	
Empirical formula	C ₃₉ H ₄₉ Cl ₃ N ₅ Nb O	
Formula weight	803.09	
Temperature	120(2) K	
Wavelength	0.71073 Å	
Crystal system	Monoclinic	
Space group	P21/c	
Unit cell dimensions	a = 10.803(7) Å	α = 90°.
	b = 18.707(11) Å	β = 92.61(6)°.
	c = 18.838(17) Å	γ = 90°.
Volume	3803(5) Å ³	
Z	4	
Density (calculated)	1.403 Mg/m ³	
Absorption coefficient	0.565 mm ⁻¹	
F(000)	1672	
Crystal size	0.06 x 0.04 x 0.01 mm ³	
Theta range for data collection	3.77 to 27.56°.	
Index ranges	-13 ≤ h ≤ 14, -23 ≤ k ≤ 24, -24 ≤ l ≤ 18	
Reflections collected	26634	
Independent reflections	8730 [R(int) = 0.1325]	
Completeness to theta = 27.56°	99.3 %	
Absorption correction	Semi-empirical from equivalents	
Max. and min. transmission	0.9944 and 0.6249	
Refinement method	Full-matrix least-squares on F ²	
Data / restraints / parameters	8730 / 8 / 460	
Goodness-of-fit on F ²	1.012	
Final R indices [I > 2σ(I)]	R1 = 0.0902, wR2 = 0.1446	
R indices (all data)	R1 = 0.1973, wR2 = 0.1774	
Largest diff. peak and hole	1.069 and -0.512 e.Å ⁻³	

Table 10. Atomic coordinates ($\times 10^4$) and equivalent isotropic displacement parameters ($\text{\AA}^2 \times 10^3$) for **4**. $U(\text{eq})$ is defined as one third of the trace of the orthogonalized U^{ij} tensor.

	x	y	z	U(eq)
C(1)	4103(5)	1845(3)	-613(4)	33(2)
C(2)	2707(5)	2503(3)	75(3)	27(1)
C(3)	1594(6)	3075(3)	-796(4)	38(2)
C(4)	2439(6)	2688(3)	-1114(4)	35(2)
C(5)	1022(5)	3315(3)	459(3)	33(2)
C(6)	-102(5)	2993(3)	619(3)	38(2)
C(7)	-833(7)	3366(4)	1090(4)	53(2)
C(8)	-447(7)	4006(4)	1375(4)	62(2)
C(9)	666(7)	4298(3)	1203(4)	53(2)
C(10)	1428(6)	3970(3)	725(4)	43(2)
C(11)	2624(6)	4325(3)	529(4)	47(2)
C(12)	3419(7)	4515(4)	1189(5)	62(2)
C(13)	2348(7)	4990(3)	73(4)	57(2)
C(14)	-558(6)	2300(3)	302(4)	40(2)
C(15)	-990(7)	1780(4)	860(5)	65(2)
C(16)	-1604(7)	2454(4)	-241(4)	59(2)
C(17)	4630(6)	1661(3)	-1245(4)	39(2)
C(18)	5575(6)	1156(3)	-1192(4)	45(2)
C(19)	5931(6)	858(3)	-551(4)	41(2)
C(20)	5342(5)	1087(3)	43(4)	34(2)
C(21)	4999(5)	1156(3)	1275(4)	31(2)
C(22)	6347(5)	307(3)	1674(4)	36(2)
C(23)	6425(5)	320(3)	979(4)	36(2)
C(24)	5302(5)	1013(3)	2595(3)	32(2)
C(25)	4281(5)	743(3)	2946(4)	34(2)
C(26)	4205(6)	908(3)	3654(4)	40(2)
C(27)	5070(6)	1329(3)	4006(4)	39(2)
C(28)	6064(6)	1596(3)	3643(4)	38(2)
C(29)	6197(5)	1448(3)	2930(4)	33(2)
C(30)	7298(6)	1740(3)	2549(4)	41(2)

Electronic Supplementary Information for Dalton Transactions
This journal is © The Royal Society of Chemistry 2005

C(31)	7407(6)	2551(3)	2651(4)	50(2)
C(32)	8498(6)	1364(4)	2819(4)	52(2)
C(33)	3312(5)	259(3)	2590(4)	33(2)
C(34)	3459(6)	-498(3)	2884(4)	39(2)
C(35)	1991(5)	536(3)	2691(4)	42(2)
C(36A)	1040(20)	4040(20)	3054(14)	47(4)
C(37A)	-18(9)	3661(4)	3390(6)	98(4)
C(38A)	-535(7)	4229(4)	3849(5)	70(3)
C(39A)	645(14)	4501(11)	4182(13)	62(4)
C(36B)	1246(12)	3894(8)	3207(9)	47(4)
C(37B)	-18(9)	3661(4)	3390(6)	98(4)
C(38B)	-535(7)	4229(4)	3849(5)	70(3)
C(39B)	358(10)	4862(6)	3718(7)	62(4)
Cl(1)	2114(1)	966(1)	822(1)	53(1)
Cl(2)	5260(2)	2905(1)	1087(1)	49(1)
Cl(3)	2635(2)	2458(1)	2000(1)	81(1)
N(1)	4454(4)	1592(2)	23(3)	30(1)
N(2)	3126(4)	2340(2)	-580(3)	31(1)
N(3)	1759(4)	2965(2)	-70(3)	31(1)
N(4)	5596(4)	844(2)	725(3)	33(1)
N(5)	5478(4)	821(2)	1865(3)	31(1)
Nb(1)	3608(1)	1989(1)	1018(1)	33(1)
O(1A)	1608(12)	4171(7)	3771(10)	66(2)
O(1B)	1064(7)	4653(4)	3113(5)	66(2)

Table 11. Bond lengths [\AA] and angles [$^\circ$] for 04neo008.

C(1)-N(1)	1.329(8)
C(1)-C(17)	1.386(8)
C(1)-N(2)	1.406(7)
C(2)-N(3)	1.359(7)
C(2)-N(2)	1.370(7)
C(2)-Nb(1)	2.206(6)
C(3)-C(4)	1.329(8)
C(3)-N(3)	1.387(8)
C(3)-H(3)	0.9500
C(4)-N(2)	1.386(8)
C(4)-H(4)	0.9500
C(5)-C(10)	1.387(8)
C(5)-C(6)	1.401(8)
C(5)-N(3)	1.458(7)
C(6)-C(7)	1.401(8)
C(6)-C(14)	1.501(9)
C(7)-C(8)	1.370(10)
C(7)-H(7)	0.9500
C(8)-C(9)	1.372(10)
C(8)-H(8)	0.9500
C(9)-C(10)	1.390(9)
C(9)-H(9)	0.9500
C(10)-C(11)	1.514(9)
C(11)-C(12)	1.520(11)
C(11)-C(13)	1.532(10)
C(11)-H(11)	1.0000
C(12)-H(12A)	0.9800
C(12)-H(12B)	0.9800
C(12)-H(12C)	0.9800
C(13)-H(13A)	0.9800
C(13)-H(13B)	0.9800
C(13)-H(13C)	0.9800
C(14)-C(16)	1.516(10)

Electronic Supplementary Information for Dalton Transactions
This journal is © The Royal Society of Chemistry 2005

C(14)-C(15)	1.521(9)
C(14)-H(14)	1.0000
C(15)-H(15A)	0.9800
C(15)-H(15B)	0.9800
C(15)-H(15C)	0.9800
C(16)-H(16A)	0.9800
C(16)-H(16B)	0.9800
C(16)-H(16C)	0.9800
C(17)-C(18)	1.391(9)
C(17)-H(17)	0.9500
C(18)-C(19)	1.369(10)
C(18)-H(18)	0.9500
C(19)-C(20)	1.381(8)
C(19)-H(19)	0.9500
C(20)-N(1)	1.345(7)
C(20)-N(4)	1.378(8)
C(21)-N(5)	1.358(8)
C(21)-N(4)	1.376(7)
C(21)-Nb(1)	2.203(6)
C(22)-C(23)	1.316(9)
C(22)-N(5)	1.402(7)
C(22)-H(22)	0.9500
C(23)-N(4)	1.398(7)
C(23)-H(23)	0.9500
C(24)-C(29)	1.394(8)
C(24)-C(25)	1.406(8)
C(24)-N(5)	1.442(8)
C(25)-C(26)	1.375(9)
C(25)-C(33)	1.517(9)
C(26)-C(27)	1.370(9)
C(26)-H(26)	0.9500
C(27)-C(28)	1.392(8)
C(27)-H(27)	0.9500
C(28)-C(29)	1.384(9)
C(28)-H(28)	0.9500

Electronic Supplementary Information for Dalton Transactions
This journal is © The Royal Society of Chemistry 2005

C(29)-C(30)	1.518(8)
C(30)-C(31)	1.535(8)
C(30)-C(32)	1.541(9)
C(30)-H(30)	1.0000
C(31)-H(31A)	0.9800
C(31)-H(31B)	0.9800
C(31)-H(31C)	0.9800
C(32)-H(32A)	0.9800
C(32)-H(32B)	0.9800
C(32)-H(32C)	0.9800
C(33)-C(34)	1.527(8)
C(33)-C(35)	1.539(8)
C(33)-H(33)	1.0000
C(34)-H(34A)	0.9800
C(34)-H(34B)	0.9800
C(34)-H(34C)	0.9800
C(35)-H(35A)	0.9800
C(35)-H(35B)	0.9800
C(35)-H(35C)	0.9800
C(36A)-O(1A)	1.48(2)
C(36A)-C(37A)	1.508(19)
C(36A)-H(36A)	0.9900
C(36A)-H(36B)	0.9900
C(37A)-C(38A)	1.493(11)
C(37A)-H(37A)	0.9900
C(37A)-H(37B)	0.9900
C(38A)-C(39A)	1.485(15)
C(38A)-H(38A)	0.9900
C(38A)-H(38B)	0.9900
C(39A)-O(1A)	1.462(16)
C(39A)-H(39A)	0.9900
C(39A)-H(39B)	0.9900
C(36B)-O(1B)	1.444(15)
C(36B)-H(36C)	0.9900
C(36B)-H(36D)	0.9900

Electronic Supplementary Information for Dalton Transactions
This journal is © The Royal Society of Chemistry 2005

C(39B)-O(1B)	1.454(11)
C(39B)-H(39C)	0.9900
C(39B)-H(39D)	0.9900
Cl(1)-Nb(1)	2.520(2)
Cl(2)-Nb(1)	2.473(2)
Cl(3)-Nb(1)	2.341(3)
N(1)-Nb(1)	2.248(5)
N(1)-C(1)-C(17)	125.1(6)
N(1)-C(1)-N(2)	112.2(5)
C(17)-C(1)-N(2)	122.7(6)
N(3)-C(2)-N(2)	103.8(5)
N(3)-C(2)-Nb(1)	137.8(4)
N(2)-C(2)-Nb(1)	118.4(4)
C(4)-C(3)-N(3)	107.8(6)
C(4)-C(3)-H(3)	126.1
N(3)-C(3)-H(3)	126.1
C(3)-C(4)-N(2)	106.5(6)
C(3)-C(4)-H(4)	126.7
N(2)-C(4)-H(4)	126.7
C(10)-C(5)-C(6)	124.4(6)
C(10)-C(5)-N(3)	118.0(5)
C(6)-C(5)-N(3)	117.4(5)
C(5)-C(6)-C(7)	116.2(6)
C(5)-C(6)-C(14)	123.9(5)
C(7)-C(6)-C(14)	119.9(6)
C(8)-C(7)-C(6)	120.8(7)
C(8)-C(7)-H(7)	119.6
C(6)-C(7)-H(7)	119.6
C(7)-C(8)-C(9)	120.7(6)
C(7)-C(8)-H(8)	119.7
C(9)-C(8)-H(8)	119.7
C(8)-C(9)-C(10)	121.9(7)
C(8)-C(9)-H(9)	119.1
C(10)-C(9)-H(9)	119.1

Electronic Supplementary Information for Dalton Transactions
This journal is © The Royal Society of Chemistry 2005

C(5)-C(10)-C(9)	116.0(6)
C(5)-C(10)-C(11)	124.0(6)
C(9)-C(10)-C(11)	120.0(6)
C(10)-C(11)-C(12)	111.1(6)
C(10)-C(11)-C(13)	110.3(6)
C(12)-C(11)-C(13)	110.9(6)
C(10)-C(11)-H(11)	108.1
C(12)-C(11)-H(11)	108.1
C(13)-C(11)-H(11)	108.1
C(11)-C(12)-H(12A)	109.5
C(11)-C(12)-H(12B)	109.5
H(12A)-C(12)-H(12B)	109.5
C(11)-C(12)-H(12C)	109.5
H(12A)-C(12)-H(12C)	109.5
H(12B)-C(12)-H(12C)	109.5
C(11)-C(13)-H(13A)	109.5
C(11)-C(13)-H(13B)	109.5
H(13A)-C(13)-H(13B)	109.5
C(11)-C(13)-H(13C)	109.5
H(13A)-C(13)-H(13C)	109.5
H(13B)-C(13)-H(13C)	109.5
C(6)-C(14)-C(16)	109.0(5)
C(6)-C(14)-C(15)	112.4(6)
C(16)-C(14)-C(15)	110.2(6)
C(6)-C(14)-H(14)	108.4
C(16)-C(14)-H(14)	108.4
C(15)-C(14)-H(14)	108.4
C(14)-C(15)-H(15A)	109.5
C(14)-C(15)-H(15B)	109.5
H(15A)-C(15)-H(15B)	109.5
C(14)-C(15)-H(15C)	109.5
H(15A)-C(15)-H(15C)	109.5
H(15B)-C(15)-H(15C)	109.5
C(14)-C(16)-H(16A)	109.5
C(14)-C(16)-H(16B)	109.5

Electronic Supplementary Information for Dalton Transactions
This journal is © The Royal Society of Chemistry 2005

H(16A)-C(16)-H(16B)	109.5
C(14)-C(16)-H(16C)	109.5
H(16A)-C(16)-H(16C)	109.5
H(16B)-C(16)-H(16C)	109.5
C(1)-C(17)-C(18)	115.9(7)
C(1)-C(17)-H(17)	122.1
C(18)-C(17)-H(17)	122.1
C(19)-C(18)-C(17)	121.0(6)
C(19)-C(18)-H(18)	119.5
C(17)-C(18)-H(18)	119.5
C(18)-C(19)-C(20)	117.9(6)
C(18)-C(19)-H(19)	121.1
C(20)-C(19)-H(19)	121.1
N(1)-C(20)-N(4)	111.7(5)
N(1)-C(20)-C(19)	123.3(7)
N(4)-C(20)-C(19)	125.0(6)
N(5)-C(21)-N(4)	104.3(5)
N(5)-C(21)-Nb(1)	137.5(4)
N(4)-C(21)-Nb(1)	118.2(5)
C(23)-C(22)-N(5)	108.5(6)
C(23)-C(22)-H(22)	125.8
N(5)-C(22)-H(22)	125.8
C(22)-C(23)-N(4)	106.5(5)
C(22)-C(23)-H(23)	126.7
N(4)-C(23)-H(23)	126.7
C(29)-C(24)-C(25)	122.6(6)
C(29)-C(24)-N(5)	117.4(5)
C(25)-C(24)-N(5)	120.0(6)
C(26)-C(25)-C(24)	117.3(6)
C(26)-C(25)-C(33)	119.6(5)
C(24)-C(25)-C(33)	123.1(6)
C(27)-C(26)-C(25)	122.0(6)
C(27)-C(26)-H(26)	119.0
C(25)-C(26)-H(26)	119.0
C(26)-C(27)-C(28)	119.5(7)

Electronic Supplementary Information for Dalton Transactions
This journal is © The Royal Society of Chemistry 2005

C(26)-C(27)-H(27)	120.2
C(28)-C(27)-H(27)	120.2
C(29)-C(28)-C(27)	121.5(6)
C(29)-C(28)-H(28)	119.3
C(27)-C(28)-H(28)	119.3
C(28)-C(29)-C(24)	117.1(5)
C(28)-C(29)-C(30)	120.4(6)
C(24)-C(29)-C(30)	122.5(6)
C(29)-C(30)-C(31)	110.7(5)
C(29)-C(30)-C(32)	110.2(5)
C(31)-C(30)-C(32)	110.6(6)
C(29)-C(30)-H(30)	108.4
C(31)-C(30)-H(30)	108.4
C(32)-C(30)-H(30)	108.4
C(30)-C(31)-H(31A)	109.5
C(30)-C(31)-H(31B)	109.5
H(31A)-C(31)-H(31B)	109.5
C(30)-C(31)-H(31C)	109.5
H(31A)-C(31)-H(31C)	109.5
H(31B)-C(31)-H(31C)	109.5
C(30)-C(32)-H(32A)	109.5
C(30)-C(32)-H(32B)	109.5
H(32A)-C(32)-H(32B)	109.5
C(30)-C(32)-H(32C)	109.5
H(32A)-C(32)-H(32C)	109.5
H(32B)-C(32)-H(32C)	109.5
C(25)-C(33)-C(34)	109.6(5)
C(25)-C(33)-C(35)	111.7(5)
C(34)-C(33)-C(35)	110.4(5)
C(25)-C(33)-H(33)	108.4
C(34)-C(33)-H(33)	108.4
C(35)-C(33)-H(33)	108.4
C(33)-C(34)-H(34A)	109.5
C(33)-C(34)-H(34B)	109.5
H(34A)-C(34)-H(34B)	109.5

Electronic Supplementary Information for Dalton Transactions
This journal is © The Royal Society of Chemistry 2005

C(33)-C(34)-H(34C)	109.5
H(34A)-C(34)-H(34C)	109.5
H(34B)-C(34)-H(34C)	109.5
C(33)-C(35)-H(35A)	109.5
C(33)-C(35)-H(35B)	109.5
H(35A)-C(35)-H(35B)	109.5
C(33)-C(35)-H(35C)	109.5
H(35A)-C(35)-H(35C)	109.5
H(35B)-C(35)-H(35C)	109.5
O(1A)-C(36A)-C(37A)	89.2(14)
O(1A)-C(36A)-H(36A)	113.8
C(37A)-C(36A)-H(36A)	113.8
O(1A)-C(36A)-H(36B)	113.8
C(37A)-C(36A)-H(36B)	113.8
H(36A)-C(36A)-H(36B)	111.0
C(38A)-C(37A)-C(36A)	102.8(16)
C(38A)-C(37A)-H(37A)	111.2
C(36A)-C(37A)-H(37A)	111.2
C(38A)-C(37A)-H(37B)	111.2
C(36A)-C(37A)-H(37B)	111.2
H(37A)-C(37A)-H(37B)	109.1
C(39A)-C(38A)-C(37A)	98.7(9)
C(39A)-C(38A)-H(38A)	112.0
C(37A)-C(38A)-H(38A)	112.0
C(39A)-C(38A)-H(38B)	112.0
C(37A)-C(38A)-H(38B)	112.0
H(38A)-C(38A)-H(38B)	109.7
O(1A)-C(39A)-C(38A)	104.4(13)
O(1A)-C(39A)-H(39A)	110.9
C(38A)-C(39A)-H(39A)	110.9
O(1A)-C(39A)-H(39B)	110.9
C(38A)-C(39A)-H(39B)	110.9
H(39A)-C(39A)-H(39B)	108.9
O(1B)-C(36B)-H(36C)	111.5
O(1B)-C(36B)-H(36D)	111.5

Electronic Supplementary Information for Dalton Transactions
This journal is © The Royal Society of Chemistry 2005

H(36C)-C(36B)-H(36D)	109.3
O(1B)-C(39B)-H(39C)	110.6
O(1B)-C(39B)-H(39D)	110.6
H(39C)-C(39B)-H(39D)	108.7
C(1)-N(1)-C(20)	116.7(5)
C(1)-N(1)-Nb(1)	121.6(4)
C(20)-N(1)-Nb(1)	121.7(5)
C(2)-N(2)-C(4)	111.2(5)
C(2)-N(2)-C(1)	117.8(5)
C(4)-N(2)-C(1)	131.0(5)
C(2)-N(3)-C(3)	110.7(5)
C(2)-N(3)-C(5)	125.3(5)
C(3)-N(3)-C(5)	124.0(5)
C(21)-N(4)-C(20)	118.8(5)
C(21)-N(4)-C(23)	110.7(6)
C(20)-N(4)-C(23)	130.4(5)
C(21)-N(5)-C(22)	110.0(5)
C(21)-N(5)-C(24)	127.1(5)
C(22)-N(5)-C(24)	122.3(6)
C(21)-Nb(1)-C(2)	139.2(2)
C(21)-Nb(1)-N(1)	69.5(2)
C(2)-Nb(1)-N(1)	69.8(2)
C(21)-Nb(1)-Cl(3)	114.66(18)
C(2)-Nb(1)-Cl(3)	105.98(16)
N(1)-Nb(1)-Cl(3)	175.79(15)
C(21)-Nb(1)-Cl(2)	89.73(15)
C(2)-Nb(1)-Cl(2)	91.79(15)
N(1)-Nb(1)-Cl(2)	87.35(13)
Cl(3)-Nb(1)-Cl(2)	92.73(9)
C(21)-Nb(1)-Cl(1)	85.47(15)
C(2)-Nb(1)-Cl(1)	87.54(15)
N(1)-Nb(1)-Cl(1)	84.75(13)
Cl(3)-Nb(1)-Cl(1)	95.30(9)
Cl(2)-Nb(1)-Cl(1)	171.81(6)
C(39A)-O(1A)-C(36A)	106.2(19)

Electronic Supplementary Information for Dalton Transactions
This journal is © The Royal Society of Chemistry 2005

C(36B)-O(1B)-C(39B) 104.0(10)

Symmetry transformations used to generate equivalent atoms:

Table 12. Anisotropic displacement parameters ($\text{\AA}^2 \times 10^3$) for **4**. The anisotropic displacement factor exponent takes the form: $-2\pi^2 [h^2 a^{*2} U^{11} + \dots + 2 h k a^* b^* U^{12}]$

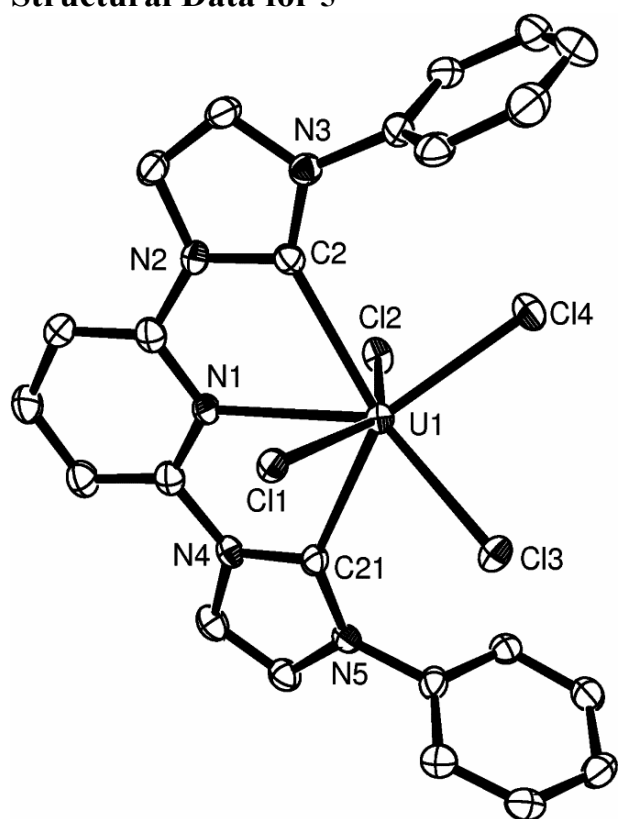
	U^{11}	U^{22}	U^{33}	U^{23}	U^{13}	U^{12}
C(1)	29(3)	29(3)	41(5)	-7(3)	9(3)	-8(3)
C(2)	24(3)	24(3)	34(4)	1(3)	2(3)	-5(2)
C(3)	40(4)	35(3)	37(5)	3(3)	-5(3)	-1(3)
C(4)	35(3)	39(3)	32(4)	-1(3)	5(3)	2(3)
C(5)	29(3)	34(3)	36(4)	-1(3)	0(3)	12(3)
C(6)	32(3)	44(4)	38(4)	11(3)	2(3)	17(3)
C(7)	45(4)	53(4)	64(6)	7(4)	24(4)	21(4)
C(8)	61(5)	69(5)	57(6)	-10(4)	23(5)	24(4)
C(9)	59(5)	38(4)	63(6)	-16(4)	8(4)	8(4)
C(10)	49(4)	36(4)	42(5)	-9(3)	-6(4)	12(3)
C(11)	39(4)	40(4)	60(6)	-14(4)	-3(4)	6(3)
C(12)	61(5)	39(4)	86(7)	-13(4)	-12(5)	2(4)
C(13)	59(5)	48(4)	64(6)	-10(4)	2(4)	4(4)
C(14)	33(3)	41(4)	47(5)	5(3)	9(3)	4(3)
C(15)	60(5)	56(5)	80(7)	14(4)	24(5)	0(4)
C(16)	46(4)	63(5)	68(6)	1(4)	0(4)	-4(4)
C(17)	42(4)	43(4)	31(4)	-2(3)	9(3)	-8(3)
C(18)	45(4)	38(4)	55(6)	-18(4)	17(4)	-2(3)
C(19)	30(3)	34(3)	59(6)	-6(4)	11(4)	1(3)
C(20)	30(3)	28(3)	45(5)	-1(3)	13(3)	-4(3)
C(21)	25(3)	31(3)	36(4)	-3(3)	3(3)	-8(3)
C(22)	26(3)	30(3)	53(5)	1(3)	2(3)	2(3)
C(23)	24(3)	29(3)	54(5)	2(3)	5(3)	3(3)
C(24)	29(3)	26(3)	39(5)	3(3)	1(3)	8(3)
C(25)	30(3)	25(3)	48(5)	5(3)	7(3)	10(3)
C(26)	29(3)	33(3)	57(5)	3(3)	1(4)	2(3)
C(27)	36(4)	40(4)	41(5)	-1(3)	4(3)	7(3)
C(28)	32(3)	33(3)	50(5)	-3(3)	0(3)	-2(3)
C(29)	28(3)	28(3)	43(5)	2(3)	-2(3)	-1(3)
C(30)	34(3)	50(4)	40(5)	1(3)	-5(3)	-11(3)

Electronic Supplementary Information for Dalton Transactions
This journal is © The Royal Society of Chemistry 2005

C(31)	46(4)	47(4)	55(5)	2(4)	-1(4)	-18(3)
C(32)	36(4)	65(5)	55(5)	1(4)	8(4)	-5(4)
C(33)	33(3)	26(3)	40(4)	4(3)	11(3)	0(3)
C(34)	41(4)	36(3)	41(5)	0(3)	8(3)	-1(3)
C(35)	30(3)	34(3)	64(5)	5(3)	3(3)	-2(3)
C(36A)	53(7)	35(9)	52(9)	7(6)	-10(6)	5(6)
C(37A)	100(7)	54(5)	142(10)	-19(6)	40(7)	-33(5)
C(38A)	63(5)	54(5)	93(8)	17(5)	17(5)	-6(4)
C(39A)	43(6)	51(7)	90(12)	-13(6)	-8(7)	5(5)
C(36B)	53(7)	35(9)	52(9)	7(6)	-10(6)	5(6)
C(37B)	100(7)	54(5)	142(10)	-19(6)	40(7)	-33(5)
C(38B)	63(5)	54(5)	93(8)	17(5)	17(5)	-6(4)
C(39B)	43(6)	51(7)	90(12)	-13(6)	-8(7)	5(5)
Cl(1)	29(1)	52(1)	77(2)	24(1)	-2(1)	-8(1)
Cl(2)	47(1)	29(1)	69(1)	-6(1)	-15(1)	-4(1)
Cl(3)	124(2)	70(1)	53(2)	11(1)	36(1)	40(1)
N(1)	29(3)	29(3)	33(4)	-3(2)	8(3)	-1(2)
N(2)	32(3)	27(2)	35(4)	-5(2)	6(3)	-5(2)
N(3)	28(3)	27(2)	37(4)	-6(3)	3(2)	-2(2)
N(4)	25(3)	26(3)	47(4)	0(3)	9(3)	-2(2)
N(5)	24(3)	27(3)	41(4)	-1(2)	5(3)	1(2)
Nb(1)	30(1)	32(1)	37(1)	-1(1)	5(1)	8(1)
O(1A)	52(4)	39(4)	108(7)	-1(4)	11(5)	-2(3)
O(1B)	52(4)	39(4)	108(7)	-1(4)	11(5)	-2(3)

Electronic Supplementary Information for Dalton Transactions
This journal is © The Royal Society of Chemistry 2005

Structural Data for 5



Electronic Supplementary Information for Dalton Transactions
This journal is © The Royal Society of Chemistry 2005

Table 1. Crystal data and structure refinement for **5**.

Identification code	5	
Empirical formula	C ₃₉ H ₄₉ Cl ₄ N ₅ O U	
Formula weight	983.66	
Temperature	120(2) K	
Wavelength	0.71073 Å	
Crystal system	Monoclinic	
Space group	P 2 ₁ /c	
Unit cell dimensions	a = 10.7146(8) Å	α = 90°.
	b = 18.384(2) Å	β = 93.628(10)°.
	c = 20.229(4) Å	γ = 90°.
Volume	3976.7(9) Å ³	
Z	4	
Density (calculated)	1.643 Mg/m ³	
Absorption coefficient	4.388 mm ⁻¹	
F(000)	1944	
Crystal size	0.20 x 0.20 x 0.20 mm ³	
Theta range for data collection	3.05 to 26.15°.	
Index ranges	-11 ≤ h ≤ 13, -22 ≤ k ≤ 22, -25 ≤ l ≤ 25	
Reflections collected	37286	
Independent reflections	7713 [R(int) = 0.0447]	
Completeness to theta = 26.15°	97.1 %	
Absorption correction	Semi-empirical from equivalents	
Max. and min. transmission	0.4171 and 0.2835	
Refinement method	Full-matrix least-squares on F ²	
Data / restraints / parameters	7713 / 0 / 459	
Goodness-of-fit on F ²	1.021	
Final R indices [I > 2σ(I)]	R1 = 0.0370, wR2 = 0.0715	
R indices (all data)	R1 = 0.0561, wR2 = 0.0771	
Largest diff. peak and hole	1.052 and -1.111 e. Å ⁻³	

Table 2. Atomic coordinates ($\times 10^4$) and equivalent isotropic displacement parameters ($\approx 2 \times 10^3$) for **5**. $U(\text{eq})$ is defined as one third of the trace of the orthogonalized U^{ij} tensor.

	x	y	z	U(eq)
C(1)	9415(5)	1763(3)	5447(2)	21(1)
C(2)	7811(5)	2512(3)	4862(2)	18(1)
C(3)	6981(5)	3004(3)	5754(2)	24(1)
C(4)	7920(5)	2584(3)	5995(3)	24(1)
C(5)	5980(5)	3331(3)	4656(2)	23(1)
C(6)	6284(5)	3999(3)	4380(3)	26(1)
C(7)	5320(6)	4347(3)	3999(3)	36(2)
C(8)	4152(6)	4044(3)	3909(3)	38(2)
C(9)	3893(5)	3383(3)	4187(3)	34(1)
C(10)	4802(5)	3009(3)	4575(3)	26(1)
C(11)	4503(5)	2276(3)	4869(3)	30(1)
C(12)	3978(6)	1738(3)	4339(3)	40(2)
C(13)	3574(6)	2377(4)	5405(3)	45(2)
C(14)	7570(5)	4338(3)	4457(3)	31(1)
C(15)	7558(6)	5027(3)	4877(3)	42(2)
C(16)	8080(6)	4489(3)	3778(3)	42(2)
C(17)	9996(5)	1516(3)	6032(3)	24(1)
C(18)	10893(5)	987(3)	5988(3)	28(1)
C(19)	11202(5)	729(3)	5375(3)	26(1)
C(20)	10591(5)	1031(3)	4825(2)	20(1)
C(21)	10386(5)	1172(3)	3619(2)	20(1)
C(22)	11633(5)	234(3)	3354(3)	24(1)
C(23)	11633(5)	236(3)	4015(3)	24(1)
C(24)	10740(5)	985(3)	2415(2)	22(1)
C(25)	9683(5)	732(3)	2049(2)	21(1)
C(26)	9597(5)	907(3)	1376(3)	26(1)
C(27)	10494(5)	1312(3)	1092(3)	28(1)
C(28)	11524(5)	1558(3)	1474(3)	28(1)
C(29)	11679(5)	1396(3)	2146(3)	24(1)
C(30)	12834(5)	1662(3)	2548(3)	29(1)

Electronic Supplementary Information for Dalton Transactions
This journal is © The Royal Society of Chemistry 2005

C(31)	12949(6)	2488(3)	2528(3)	42(2)
C(32)	14021(5)	1308(4)	2311(3)	43(2)
C(33)	8677(5)	281(3)	2344(3)	25(1)
C(34)	8820(6)	-517(3)	2165(3)	32(1)
C(35)	7366(5)	567(3)	2139(3)	32(1)
C(36)	6262(6)	3646(3)	1808(3)	39(2)
C(37)	5349(6)	4090(3)	2161(3)	41(2)
C(38)	4471(7)	4325(5)	1593(4)	61(2)
C(39)	5337(6)	4414(4)	1024(3)	49(2)
Cl(1)	10359(1)	3077(1)	4251(1)	19(1)
Cl(2)	7449(1)	902(1)	3953(1)	21(1)
Cl(3)	9425(1)	2607(1)	2613(1)	26(1)
Cl(4)	6520(1)	2563(1)	3226(1)	28(1)
N(1)	9707(4)	1538(2)	4844(2)	17(1)
N(2)	8429(4)	2278(2)	5439(2)	18(1)
N(3)	6930(4)	2959(2)	5071(2)	20(1)
N(4)	10856(4)	812(2)	4174(2)	18(1)
N(5)	10885(4)	806(2)	3117(2)	19(1)
O(1)	6426(4)	3992(2)	1192(2)	42(1)
U(1)	8671(1)	2142(1)	3751(1)	18(1)

Table 3. Bond lengths [\approx] and angles [∞] for **5**.

C(1)-N(1)	1.344(6)
C(1)-C(17)	1.380(7)
C(1)-N(2)	1.417(6)
C(2)-N(3)	1.340(6)
C(2)-N(2)	1.375(6)
C(2)-U(1)	2.573(5)
C(3)-C(4)	1.336(7)
C(3)-N(3)	1.382(6)
C(3)-H(3)	0.9500
C(4)-N(2)	1.398(6)
C(4)-H(4)	0.9500
C(5)-C(10)	1.395(7)
C(5)-C(6)	1.396(7)
C(5)-N(3)	1.448(6)
C(6)-C(7)	1.403(8)
C(6)-C(14)	1.512(8)
C(7)-C(8)	1.371(9)
C(7)-H(7)	0.9500
C(8)-C(9)	1.375(9)
C(8)-H(8)	0.9500
C(9)-C(10)	1.394(8)
C(9)-H(9)	0.9500
C(10)-C(11)	1.514(8)
C(11)-C(13)	1.529(8)
C(11)-C(12)	1.539(8)
C(11)-H(11)	1.0000
C(12)-H(12A)	0.9800
C(12)-H(12B)	0.9800
C(12)-H(12C)	0.9800
C(13)-H(13A)	0.9800
C(13)-H(13B)	0.9800
C(13)-H(13C)	0.9800
C(14)-C(15)	1.527(8)

Electronic Supplementary Information for Dalton Transactions
This journal is © The Royal Society of Chemistry 2005

C(14)-C(16)	1.536(8)
C(14)-H(14)	1.0000
C(15)-H(15A)	0.9800
C(15)-H(15B)	0.9800
C(15)-H(15C)	0.9800
C(16)-H(16A)	0.9800
C(16)-H(16B)	0.9800
C(16)-H(16C)	0.9800
C(17)-C(18)	1.374(7)
C(17)-H(17)	0.9500
C(18)-C(19)	1.388(7)
C(18)-H(18)	0.9500
C(19)-C(20)	1.372(7)
C(19)-H(19)	0.9500
C(20)-N(1)	1.331(6)
C(20)-N(4)	1.422(6)
C(21)-N(5)	1.356(6)
C(21)-N(4)	1.371(6)
C(21)-U(1)	2.587(5)
C(22)-C(23)	1.336(7)
C(22)-N(5)	1.390(6)
C(22)-H(22)	0.9500
C(23)-N(4)	1.397(6)
C(23)-H(23)	0.9500
C(24)-C(25)	1.395(7)
C(24)-C(29)	1.397(7)
C(24)-N(5)	1.455(6)
C(25)-C(26)	1.396(7)
C(25)-C(33)	1.512(7)
C(26)-C(27)	1.371(7)
C(26)-H(26)	0.9500
C(27)-C(28)	1.382(8)
C(27)-H(27)	0.9500
C(28)-C(29)	1.391(7)
C(28)-H(28)	0.9500

Electronic Supplementary Information for Dalton Transactions
This journal is © The Royal Society of Chemistry 2005

C(29)-C(30)	1.517(7)
C(30)-C(31)	1.524(8)
C(30)-C(32)	1.532(8)
C(30)-H(30)	1.0000
C(31)-H(31A)	0.9800
C(31)-H(31B)	0.9800
C(31)-H(31C)	0.9800
C(32)-H(32A)	0.9800
C(32)-H(32B)	0.9800
C(32)-H(32C)	0.9800
C(33)-C(34)	1.521(7)
C(33)-C(35)	1.533(7)
C(33)-H(33)	1.0000
C(34)-H(34A)	0.9800
C(34)-H(34B)	0.9800
C(34)-H(34C)	0.9800
C(35)-H(35A)	0.9800
C(35)-H(35B)	0.9800
C(35)-H(35C)	0.9800
C(36)-O(1)	1.420(7)
C(36)-C(37)	1.492(8)
C(36)-H(36A)	0.9900
C(36)-H(36B)	0.9900
C(37)-C(38)	1.501(9)
C(37)-H(37A)	0.9900
C(37)-H(37B)	0.9900
C(38)-C(39)	1.533(10)
C(38)-H(38A)	0.9900
C(38)-H(38B)	0.9900
C(39)-O(1)	1.424(8)
C(39)-H(39A)	0.9900
C(39)-H(39B)	0.9900
Cl(1)-U(1)	2.6486(12)
Cl(2)-U(1)	2.6725(12)
Cl(3)-U(1)	2.6314(13)

Electronic Supplementary Information for Dalton Transactions
This journal is © The Royal Society of Chemistry 2005

Cl(4)-U(1)	2.5936(13)
N(1)-U(1)	2.653(4)
N(1)-C(1)-C(17)	124.0(5)
N(1)-C(1)-N(2)	114.4(4)
C(17)-C(1)-N(2)	121.7(5)
N(3)-C(2)-N(2)	103.6(4)
N(3)-C(2)-U(1)	137.4(3)
N(2)-C(2)-U(1)	118.6(3)
C(4)-C(3)-N(3)	108.1(4)
C(4)-C(3)-H(3)	126.0
N(3)-C(3)-H(3)	126.0
C(3)-C(4)-N(2)	105.2(4)
C(3)-C(4)-H(4)	127.4
N(2)-C(4)-H(4)	127.4
C(10)-C(5)-C(6)	124.0(5)
C(10)-C(5)-N(3)	117.7(5)
C(6)-C(5)-N(3)	118.3(5)
C(5)-C(6)-C(7)	116.0(5)
C(5)-C(6)-C(14)	123.7(5)
C(7)-C(6)-C(14)	120.2(5)
C(8)-C(7)-C(6)	121.5(6)
C(8)-C(7)-H(7)	119.2
C(6)-C(7)-H(7)	119.2
C(7)-C(8)-C(9)	120.7(6)
C(7)-C(8)-H(8)	119.7
C(9)-C(8)-H(8)	119.7
C(8)-C(9)-C(10)	121.0(6)
C(8)-C(9)-H(9)	119.5
C(10)-C(9)-H(9)	119.5
C(9)-C(10)-C(5)	116.9(5)
C(9)-C(10)-C(11)	120.2(5)
C(5)-C(10)-C(11)	122.9(5)
C(10)-C(11)-C(13)	109.5(5)
C(10)-C(11)-C(12)	112.0(5)

Electronic Supplementary Information for Dalton Transactions
This journal is © The Royal Society of Chemistry 2005

C(13)-C(11)-C(12)	110.3(5)
C(10)-C(11)-H(11)	108.3
C(13)-C(11)-H(11)	108.3
C(12)-C(11)-H(11)	108.3
C(11)-C(12)-H(12A)	109.5
C(11)-C(12)-H(12B)	109.5
H(12A)-C(12)-H(12B)	109.5
C(11)-C(12)-H(12C)	109.5
H(12A)-C(12)-H(12C)	109.5
H(12B)-C(12)-H(12C)	109.5
C(11)-C(13)-H(13A)	109.5
C(11)-C(13)-H(13B)	109.5
H(13A)-C(13)-H(13B)	109.5
C(11)-C(13)-H(13C)	109.5
H(13A)-C(13)-H(13C)	109.5
H(13B)-C(13)-H(13C)	109.5
C(6)-C(14)-C(15)	111.0(5)
C(6)-C(14)-C(16)	110.9(5)
C(15)-C(14)-C(16)	111.3(5)
C(6)-C(14)-H(14)	107.8
C(15)-C(14)-H(14)	107.8
C(16)-C(14)-H(14)	107.8
C(14)-C(15)-H(15A)	109.5
C(14)-C(15)-H(15B)	109.5
H(15A)-C(15)-H(15B)	109.5
C(14)-C(15)-H(15C)	109.5
H(15A)-C(15)-H(15C)	109.5
H(15B)-C(15)-H(15C)	109.5
C(14)-C(16)-H(16A)	109.5
C(14)-C(16)-H(16B)	109.5
H(16A)-C(16)-H(16B)	109.5
C(14)-C(16)-H(16C)	109.5
H(16A)-C(16)-H(16C)	109.5
H(16B)-C(16)-H(16C)	109.5
C(18)-C(17)-C(1)	117.2(5)

Electronic Supplementary Information for Dalton Transactions
This journal is © The Royal Society of Chemistry 2005

C(18)-C(17)-H(17)	121.4
C(1)-C(17)-H(17)	121.4
C(17)-C(18)-C(19)	120.5(5)
C(17)-C(18)-H(18)	119.8
C(19)-C(18)-H(18)	119.8
C(20)-C(19)-C(18)	117.3(5)
C(20)-C(19)-H(19)	121.4
C(18)-C(19)-H(19)	121.4
N(1)-C(20)-C(19)	124.3(5)
N(1)-C(20)-N(4)	114.1(4)
C(19)-C(20)-N(4)	121.6(5)
N(5)-C(21)-N(4)	103.5(4)
N(5)-C(21)-U(1)	137.4(3)
N(4)-C(21)-U(1)	118.3(3)
C(23)-C(22)-N(5)	107.8(5)
C(23)-C(22)-H(22)	126.1
N(5)-C(22)-H(22)	126.1
C(22)-C(23)-N(4)	105.7(5)
C(22)-C(23)-H(23)	127.1
N(4)-C(23)-H(23)	127.1
C(25)-C(24)-C(29)	123.6(5)
C(25)-C(24)-N(5)	118.4(4)
C(29)-C(24)-N(5)	117.9(4)
C(24)-C(25)-C(26)	116.3(5)
C(24)-C(25)-C(33)	123.2(5)
C(26)-C(25)-C(33)	120.4(5)
C(27)-C(26)-C(25)	122.0(5)
C(27)-C(26)-H(26)	119.0
C(25)-C(26)-H(26)	119.0
C(26)-C(27)-C(28)	119.9(5)
C(26)-C(27)-H(27)	120.0
C(28)-C(27)-H(27)	120.0
C(27)-C(28)-C(29)	121.2(5)
C(27)-C(28)-H(28)	119.4
C(29)-C(28)-H(28)	119.4

Electronic Supplementary Information for Dalton Transactions
This journal is © The Royal Society of Chemistry 2005

C(28)-C(29)-C(24)	116.9(5)
C(28)-C(29)-C(30)	119.9(5)
C(24)-C(29)-C(30)	123.2(5)
C(29)-C(30)-C(31)	111.8(5)
C(29)-C(30)-C(32)	111.1(5)
C(31)-C(30)-C(32)	110.1(5)
C(29)-C(30)-H(30)	107.9
C(31)-C(30)-H(30)	107.9
C(32)-C(30)-H(30)	107.9
C(30)-C(31)-H(31A)	109.5
C(30)-C(31)-H(31B)	109.5
H(31A)-C(31)-H(31B)	109.5
C(30)-C(31)-H(31C)	109.5
H(31A)-C(31)-H(31C)	109.5
H(31B)-C(31)-H(31C)	109.5
C(30)-C(32)-H(32A)	109.5
C(30)-C(32)-H(32B)	109.5
H(32A)-C(32)-H(32B)	109.5
C(30)-C(32)-H(32C)	109.5
H(32A)-C(32)-H(32C)	109.5
H(32B)-C(32)-H(32C)	109.5
C(25)-C(33)-C(34)	110.5(4)
C(25)-C(33)-C(35)	111.7(4)
C(34)-C(33)-C(35)	111.8(5)
C(25)-C(33)-H(33)	107.6
C(34)-C(33)-H(33)	107.6
C(35)-C(33)-H(33)	107.6
C(33)-C(34)-H(34A)	109.5
C(33)-C(34)-H(34B)	109.5
H(34A)-C(34)-H(34B)	109.5
C(33)-C(34)-H(34C)	109.5
H(34A)-C(34)-H(34C)	109.5
H(34B)-C(34)-H(34C)	109.5
C(33)-C(35)-H(35A)	109.5
C(33)-C(35)-H(35B)	109.5

Electronic Supplementary Information for Dalton Transactions
This journal is © The Royal Society of Chemistry 2005

H(35A)-C(35)-H(35B)	109.5
C(33)-C(35)-H(35C)	109.5
H(35A)-C(35)-H(35C)	109.5
H(35B)-C(35)-H(35C)	109.5
O(1)-C(36)-C(37)	107.3(5)
O(1)-C(36)-H(36A)	110.3
C(37)-C(36)-H(36A)	110.3
O(1)-C(36)-H(36B)	110.3
C(37)-C(36)-H(36B)	110.3
H(36A)-C(36)-H(36B)	108.5
C(36)-C(37)-C(38)	100.9(5)
C(36)-C(37)-H(37A)	111.6
C(38)-C(37)-H(37A)	111.6
C(36)-C(37)-H(37B)	111.6
C(38)-C(37)-H(37B)	111.6
H(37A)-C(37)-H(37B)	109.4
C(37)-C(38)-C(39)	103.1(6)
C(37)-C(38)-H(38A)	111.1
C(39)-C(38)-H(38A)	111.1
C(37)-C(38)-H(38B)	111.1
C(39)-C(38)-H(38B)	111.1
H(38A)-C(38)-H(38B)	109.1
O(1)-C(39)-C(38)	106.8(5)
O(1)-C(39)-H(39A)	110.4
C(38)-C(39)-H(39A)	110.4
O(1)-C(39)-H(39B)	110.4
C(38)-C(39)-H(39B)	110.4
H(39A)-C(39)-H(39B)	108.6
C(20)-N(1)-C(1)	116.7(4)
C(20)-N(1)-U(1)	122.0(3)
C(1)-N(1)-U(1)	121.2(3)
C(2)-N(2)-C(4)	111.5(4)
C(2)-N(2)-C(1)	122.5(4)
C(4)-N(2)-C(1)	126.0(4)
C(2)-N(3)-C(3)	111.6(4)

Electronic Supplementary Information for Dalton Transactions
This journal is © The Royal Society of Chemistry 2005

C(2)-N(3)-C(5)	126.1(4)
C(3)-N(3)-C(5)	122.2(4)
C(21)-N(4)-C(23)	111.7(4)
C(21)-N(4)-C(20)	122.5(4)
C(23)-N(4)-C(20)	125.8(4)
C(21)-N(5)-C(22)	111.2(4)
C(21)-N(5)-C(24)	126.5(4)
C(22)-N(5)-C(24)	122.2(4)
C(36)-O(1)-C(39)	108.0(5)
C(2)-U(1)-C(21)	124.68(15)
C(2)-U(1)-Cl(4)	85.44(11)
C(21)-U(1)-Cl(4)	141.43(11)
C(2)-U(1)-Cl(3)	145.58(11)
C(21)-U(1)-Cl(3)	82.76(11)
Cl(4)-U(1)-Cl(3)	81.86(4)
C(2)-U(1)-Cl(1)	76.65(11)
C(21)-U(1)-Cl(1)	90.81(11)
Cl(4)-U(1)-Cl(1)	122.03(4)
Cl(3)-U(1)-Cl(1)	83.28(4)
C(2)-U(1)-N(1)	62.47(14)
C(21)-U(1)-N(1)	62.30(14)
Cl(4)-U(1)-N(1)	141.27(9)
Cl(3)-U(1)-N(1)	136.87(9)
Cl(1)-U(1)-N(1)	73.40(9)
C(2)-U(1)-Cl(2)	83.50(11)
C(21)-U(1)-Cl(2)	77.64(11)
Cl(4)-U(1)-Cl(2)	83.44(4)
Cl(3)-U(1)-Cl(2)	126.22(4)
Cl(1)-U(1)-Cl(2)	145.55(4)
N(1)-U(1)-Cl(2)	72.50(9)

Symmetry transformations used to generate equivalent atoms:

Table 4. Anisotropic displacement parameters ($\times 10^3$) for **5**. The anisotropic displacement factor exponent takes the form: $-2\pi^2 [h^2 a^* U^{11} + \dots + 2 h k a^* b^* U^{12}]$

	U ¹¹	U ²²	U ³³	U ²³	U ¹³	U ¹²
C(1)	18(3)	21(3)	23(3)	4(2)	-1(2)	-6(2)
C(2)	16(3)	18(3)	20(3)	4(2)	2(2)	-1(2)
C(3)	24(3)	28(3)	20(3)	-3(2)	6(2)	0(2)
C(4)	25(3)	31(3)	16(3)	-1(2)	3(2)	-2(2)
C(5)	24(3)	26(3)	19(3)	-1(2)	0(2)	7(2)
C(6)	30(3)	24(3)	25(3)	-2(2)	7(2)	7(2)
C(7)	47(4)	32(3)	30(3)	3(3)	7(3)	11(3)
C(8)	30(4)	42(4)	41(4)	1(3)	2(3)	19(3)
C(9)	20(3)	53(4)	29(3)	-8(3)	-1(2)	4(3)
C(10)	20(3)	35(3)	23(3)	-3(2)	5(2)	1(2)
C(11)	20(3)	41(4)	28(3)	-2(3)	3(2)	-4(3)
C(12)	35(4)	42(4)	43(4)	-7(3)	2(3)	-9(3)
C(13)	38(4)	64(5)	33(4)	2(3)	13(3)	-3(3)
C(14)	33(3)	20(3)	40(3)	4(2)	7(3)	-1(3)
C(15)	51(4)	33(4)	42(4)	0(3)	9(3)	-3(3)
C(16)	45(4)	35(4)	46(4)	1(3)	17(3)	-5(3)
C(17)	25(3)	29(3)	18(3)	0(2)	2(2)	2(2)
C(18)	27(3)	33(3)	24(3)	8(2)	-3(2)	4(3)
C(19)	24(3)	26(3)	27(3)	5(2)	-1(2)	1(2)
C(20)	19(3)	20(3)	22(3)	3(2)	-1(2)	-5(2)
C(21)	17(3)	26(3)	16(3)	-1(2)	0(2)	-4(2)
C(22)	21(3)	23(3)	27(3)	-3(2)	1(2)	4(2)
C(23)	22(3)	20(3)	30(3)	1(2)	-2(2)	4(2)
C(24)	24(3)	24(3)	17(3)	-3(2)	-1(2)	6(2)
C(25)	22(3)	19(3)	21(3)	-5(2)	3(2)	4(2)
C(26)	22(3)	28(3)	27(3)	-5(2)	-1(2)	2(2)
C(27)	34(3)	31(3)	21(3)	1(2)	7(2)	4(3)
C(28)	23(3)	27(3)	33(3)	2(2)	8(2)	1(2)
C(29)	23(3)	22(3)	27(3)	-2(2)	4(2)	-2(2)
C(30)	28(3)	30(3)	30(3)	-2(3)	4(3)	-5(3)

Electronic Supplementary Information for Dalton Transactions
This journal is © The Royal Society of Chemistry 2005

C(31)	31(4)	33(4)	60(4)	-6(3)	-4(3)	-1(3)
C(32)	28(3)	42(4)	59(4)	-8(3)	-4(3)	4(3)
C(33)	23(3)	27(3)	25(3)	1(2)	1(2)	-3(2)
C(34)	36(4)	27(3)	34(3)	-2(3)	3(3)	-1(3)
C(35)	21(3)	39(4)	34(3)	-3(3)	3(3)	-3(3)
C(36)	36(4)	36(4)	46(4)	5(3)	7(3)	4(3)
C(37)	46(4)	37(4)	40(4)	-1(3)	7(3)	2(3)
C(38)	56(5)	68(5)	58(5)	-1(4)	-1(4)	25(4)
C(39)	44(4)	53(4)	49(4)	12(4)	-7(3)	-4(4)
Cl(1)	18(1)	23(1)	17(1)	-1(1)	1(1)	-7(1)
Cl(2)	21(1)	13(1)	27(1)	1(1)	-4(1)	-3(1)
Cl(3)	29(1)	32(1)	18(1)	4(1)	4(1)	2(1)
Cl(4)	19(1)	35(1)	30(1)	3(1)	-2(1)	4(1)
N(1)	18(2)	17(2)	17(2)	2(2)	0(2)	3(2)
N(2)	21(2)	18(2)	16(2)	2(2)	-1(2)	-1(2)
N(3)	21(2)	19(2)	20(2)	1(2)	3(2)	1(2)
N(4)	17(2)	17(2)	21(2)	1(2)	-2(2)	2(2)
N(5)	15(2)	20(2)	21(2)	-1(2)	1(2)	2(2)
O(1)	44(3)	39(2)	44(3)	5(2)	9(2)	-1(2)
U(1)	17(1)	20(1)	17(1)	1(1)	1(1)	1(1)

Structural Data for 6

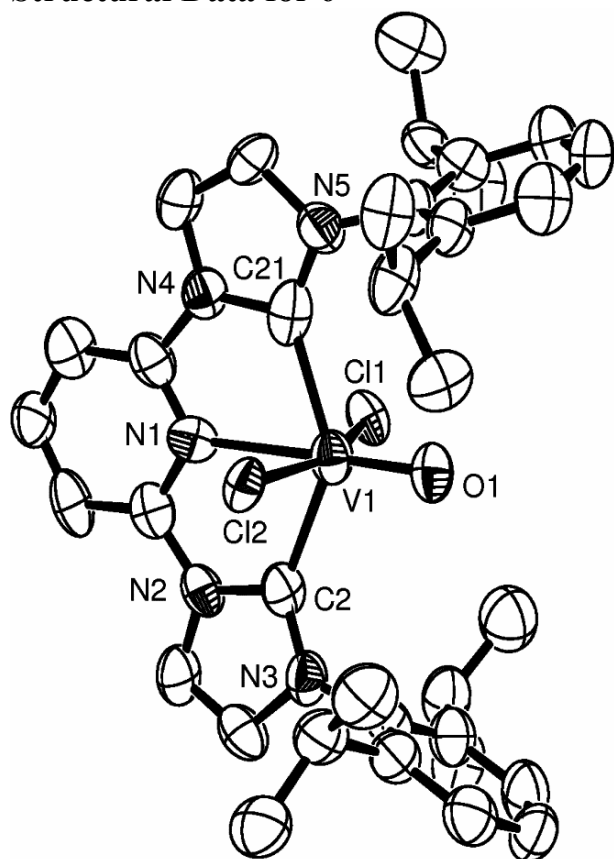


Table 1. Crystal data and structure refinement for **6**.

Identification code	6	
Empirical formula	C ₃₅ H ₄₁ Cl ₂ N ₅ O V	
Formula weight	669.57	
Temperature	120(2) K	
Wavelength	0.6868 Å	
Crystal system	Monoclinic	
Space group	P 2 ₁ /n	
Unit cell dimensions	a = 16.699(5) Å	α = 90°
	b = 19.125(5) Å	β = 97.012(4)°
	c = 22.226(6) Å	γ = 90°
Volume	7045(3) Å ³	
Z	8	
Density (calculated)	1.263 Mg/m ³	
Absorption coefficient	0.467 mm ⁻¹	
F(000)	2808	
Crystal size	0.10 x 0.03 x 0.03 mm ³	
Theta range for data collection	2.06 to 20.08°	
Index ranges	-16 ≤ h ≤ 16, -19 ≤ k ≤ 19, -22 ≤ l ≤ 22	
Reflections collected	34114	
Independent reflections	7369 [R(int) = 0.1383]	
Completeness to theta = 20.08°	99.8 %	
Absorption correction	Semi-empirical from equivalents	
Max. and min. transmission	0.9861 and 0.621243	
Refinement method	Full-matrix least-squares on F ²	
Data / restraints / parameters	7369 / 0 / 809	
Goodness-of-fit on F ²	0.969	
Final R indices [I > 2σ(I)]	R ₁ = 0.0763, wR ₂ = 0.1795	
R indices (all data)	R ₁ = 0.1342, wR ₂ = 0.2073	
Largest diff. peak and hole	1.320 and -0.442 e. Å ⁻³	

Table 2. Atomic coordinates ($\times 10^4$) and equivalent isotropic displacement parameters ($\approx 2 \times 10^3$) for **6**. $U(\text{eq})$ is defined as one third of the trace of the orthogonalized U^{ij} tensor.

	x	y	z	U(eq)
C(1)	5734(6)	1586(5)	2868(4)	52(2)
C(2)	5008(5)	2059(5)	3654(4)	50(2)
C(3)	4758(5)	2650(5)	4627(4)	55(3)
C(4)	4651(5)	2195(5)	5106(4)	57(3)
C(5)	4920(6)	1429(5)	5118(4)	61(3)
C(6)	5662(6)	1302(5)	5566(5)	76(3)
C(7)	4232(6)	945(6)	5245(5)	78(3)
C(8)	4316(6)	2481(6)	5594(5)	70(3)
C(9)	4077(6)	3165(6)	5591(5)	66(3)
C(10)	4143(6)	3589(6)	5109(5)	76(3)
C(11)	4494(6)	3328(6)	4610(5)	63(3)
C(12)	4570(6)	3815(6)	4072(5)	75(3)
C(13)	4948(7)	4524(5)	4231(5)	79(3)
C(14)	3737(7)	3893(6)	3692(5)	98(4)
C(15)	6077(5)	2566(5)	4236(5)	61(3)
C(16)	6360(6)	2293(5)	3746(5)	63(3)
C(17)	6412(5)	1470(6)	2566(5)	68(3)
C(18)	6295(6)	1036(6)	2067(5)	62(3)
C(19)	5572(6)	741(5)	1881(4)	65(3)
C(20)	4932(6)	894(5)	2207(5)	54(3)
C(21)	3546(6)	888(5)	2416(4)	57(3)
C(22)	3060(6)	111(5)	1690(4)	52(2)
C(23)	3849(6)	179(5)	1632(4)	59(3)
C(24)	2060(5)	706(5)	2279(4)	49(2)
C(25)	1762(5)	386(5)	2768(4)	52(2)
C(26)	2263(6)	-89(5)	3233(4)	63(3)
C(27)	1868(6)	-825(5)	3244(5)	77(3)
C(28)	2344(6)	233(5)	3862(4)	65(3)
C(29)	958(6)	505(5)	2842(5)	70(3)
C(30)	500(6)	926(5)	2440(5)	67(3)

Electronic Supplementary Information for Dalton Transactions
This journal is © The Royal Society of Chemistry 2005

C(31)	797(6)	1245(5)	1967(5)	69(3)
C(32)	1604(6)	1124(5)	1877(4)	54(2)
C(33)	1924(5)	1471(5)	1329(4)	56(3)
C(34)	1576(7)	1134(6)	739(5)	92(4)
C(35)	1819(6)	2248(5)	1331(5)	81(3)
C(36)	10199(6)	3638(5)	2567(4)	53(2)
C(37)	8802(6)	3677(5)	2646(4)	52(2)
C(38)	8423(6)	4545(5)	1964(4)	59(3)
C(39)	9207(7)	4462(5)	1979(4)	59(3)
C(40)	7333(5)	3885(5)	2421(4)	56(3)
C(41)	6944(5)	4144(5)	2895(4)	51(2)
C(42)	7338(5)	4616(4)	3382(4)	51(2)
C(43)	7324(6)	4269(5)	4012(4)	70(3)
C(44)	6895(6)	5332(5)	3372(5)	75(3)
C(45)	6117(6)	3940(6)	2885(5)	63(3)
C(46)	5761(6)	3507(5)	2453(5)	61(3)
C(47)	6157(6)	3251(5)	2011(5)	62(3)
C(48)	6966(6)	3430(5)	1979(5)	63(3)
C(49)	7415(6)	3147(5)	1452(4)	62(3)
C(50)	7189(6)	3561(5)	876(4)	72(3)
C(51)	7257(6)	2367(5)	1342(5)	72(3)
C(52)	10918(6)	3807(5)	2329(4)	57(3)
C(53)	11589(6)	3451(5)	2555(4)	60(3)
C(54)	11584(5)	2923(5)	2990(4)	61(3)
C(55)	10832(6)	2812(5)	3189(4)	55(3)
C(56)	9903(6)	2294(5)	3810(5)	61(3)
C(57)	10774(6)	1587(5)	4404(4)	57(3)
C(58)	11213(6)	1910(5)	4030(5)	63(3)
C(59)	9319(6)	1565(6)	4528(4)	60(3)
C(60)	9009(6)	926(6)	4327(5)	64(3)
C(61)	9373(6)	489(6)	3861(5)	70(3)
C(62)	9797(6)	-170(6)	4138(5)	84(4)
C(63)	8758(7)	279(6)	3327(5)	80(3)
C(64)	8311(7)	666(6)	4565(5)	80(3)
C(65)	7960(7)	1063(6)	4989(5)	74(3)

Electronic Supplementary Information for Dalton Transactions
This journal is © The Royal Society of Chemistry 2005

C(66)	8267(7)	1699(7)	5182(5)	80(3)
C(67)	8936(6)	1969(6)	4960(4)	64(3)
C(68)	9295(7)	2660(6)	5183(5)	74(3)
C(69)	8640(7)	3207(6)	5277(6)	100(4)
C(70)	9859(7)	2530(6)	5774(5)	93(4)
Cl(1)	3792(1)	2519(1)	2458(1)	51(1)
Cl(2)	4383(1)	508(1)	3693(1)	46(1)
Cl(3)	8826(1)	2064(1)	2547(1)	53(1)
Cl(4)	9455(1)	3941(1)	3947(1)	55(1)
N(1)	5007(4)	1314(4)	2675(3)	48(2)
N(2)	5716(4)	1988(4)	3400(4)	52(2)
N(3)	5245(4)	2415(4)	4163(4)	53(2)
N(4)	4138(5)	659(4)	2088(3)	52(2)
N(5)	2869(5)	551(4)	2157(3)	55(2)
N(6)	10175(5)	3150(4)	2979(3)	50(2)
N(7)	9440(4)	3945(4)	2399(3)	53(2)
N(8)	8177(5)	4048(4)	2381(3)	51(2)
N(9)	10691(4)	2345(4)	3661(3)	53(2)
N(10)	9981(4)	1824(4)	4275(3)	55(2)
O(1)	3196(3)	1772(3)	3539(3)	58(2)
O(2)	8182(3)	2760(3)	3639(3)	64(2)
V(1)	3937(1)	1579(1)	3177(1)	51(1)
V(2)	8990(1)	2913(1)	3340(1)	56(1)

Table 3. Bond lengths [\AA] and angles [$^\circ$] for **6**.

C(1)-N(1)	1.342(11)
C(1)-C(17)	1.402(12)
C(1)-N(2)	1.414(11)
C(2)-N(3)	1.337(11)
C(2)-N(2)	1.378(10)
C(2)-V(1)	2.169(10)
C(3)-C(11)	1.369(13)
C(3)-C(4)	1.404(12)
C(3)-N(3)	1.459(12)
C(4)-C(8)	1.392(13)
C(4)-C(5)	1.532(13)
C(5)-C(6)	1.511(13)
C(5)-C(7)	1.528(12)
C(5)-H(5)	1.0000
C(6)-H(6A)	0.9800
C(6)-H(6B)	0.9800
C(6)-H(6C)	0.9800
C(7)-H(7A)	0.9800
C(7)-H(7B)	0.9800
C(7)-H(7C)	0.9800
C(8)-C(9)	1.368(13)
C(8)-H(8)	0.9500
C(9)-C(10)	1.360(13)
C(9)-H(9)	0.9500
C(10)-C(11)	1.407(13)
C(10)-H(10)	0.9500
C(11)-C(12)	1.533(14)
C(12)-C(13)	1.519(14)
C(12)-C(14)	1.543(14)
C(12)-H(12)	1.0000
C(13)-H(13A)	0.9800
C(13)-H(13B)	0.9800
C(13)-H(13C)	0.9800

Electronic Supplementary Information for Dalton Transactions
This journal is © The Royal Society of Chemistry 2005

C(14)-H(14A)	0.9800
C(14)-H(14B)	0.9800
C(14)-H(14C)	0.9800
C(15)-C(16)	1.345(13)
C(15)-N(3)	1.409(11)
C(15)-H(15)	0.9500
C(16)-N(2)	1.374(12)
C(16)-H(16)	0.9500
C(17)-C(18)	1.381(13)
C(17)-H(17)	0.9500
C(18)-C(19)	1.351(12)
C(18)-H(18)	0.9500
C(19)-C(20)	1.393(12)
C(19)-H(19)	0.9500
C(20)-N(1)	1.307(11)
C(20)-N(4)	1.395(11)
C(21)-N(4)	1.371(10)
C(21)-N(5)	1.366(11)
C(21)-V(1)	2.182(11)
C(22)-C(23)	1.346(12)
C(22)-N(5)	1.403(11)
C(22)-H(22)	0.9500
C(23)-N(4)	1.407(11)
C(23)-H(23)	0.9500
C(24)-C(32)	1.361(12)
C(24)-C(25)	1.393(12)
C(24)-N(5)	1.441(10)
C(25)-C(29)	1.390(12)
C(25)-C(26)	1.543(13)
C(26)-C(28)	1.520(12)
C(26)-C(27)	1.555(13)
C(26)-H(26)	1.0000
C(27)-H(27A)	0.9800
C(27)-H(27B)	0.9800
C(27)-H(27C)	0.9800

Electronic Supplementary Information for Dalton Transactions
This journal is © The Royal Society of Chemistry 2005

C(28)-H(28A)	0.9800
C(28)-H(28B)	0.9800
C(28)-H(28C)	0.9800
C(29)-C(30)	1.365(13)
C(29)-H(29)	0.9500
C(30)-C(31)	1.360(13)
C(30)-H(30)	0.9500
C(31)-C(32)	1.405(12)
C(31)-H(31)	0.9500
C(32)-C(33)	1.539(12)
C(33)-C(35)	1.497(13)
C(33)-C(34)	1.512(13)
C(33)-H(33)	1.0000
C(34)-H(34A)	0.9800
C(34)-H(34B)	0.9800
C(34)-H(34C)	0.9800
C(35)-H(35A)	0.9800
C(35)-H(35B)	0.9800
C(35)-H(35C)	0.9800
C(36)-N(6)	1.312(11)
C(36)-N(7)	1.406(11)
C(36)-C(52)	1.407(12)
C(37)-N(8)	1.338(11)
C(37)-N(7)	1.357(10)
C(37)-V(2)	2.120(10)
C(38)-C(39)	1.316(12)
C(38)-N(8)	1.423(11)
C(38)-H(38)	0.9500
C(39)-N(7)	1.382(11)
C(39)-H(39)	0.9500
C(40)-C(41)	1.395(12)
C(40)-C(48)	1.397(13)
C(40)-N(8)	1.456(11)
C(41)-C(45)	1.433(12)
C(41)-C(42)	1.498(12)

Electronic Supplementary Information for Dalton Transactions
This journal is © The Royal Society of Chemistry 2005

C(42)-C(43)	1.553(12)
C(42)-C(44)	1.554(12)
C(42)-H(42)	1.0000
C(43)-H(43A)	0.9800
C(43)-H(43B)	0.9800
C(43)-H(43C)	0.9800
C(44)-H(44A)	0.9800
C(44)-H(44B)	0.9800
C(44)-H(44C)	0.9800
C(45)-C(46)	1.350(13)
C(45)-H(45)	0.9500
C(46)-C(47)	1.343(12)
C(46)-H(46)	0.9500
C(47)-C(48)	1.402(12)
C(47)-H(47)	0.9500
C(48)-C(49)	1.564(13)
C(49)-C(50)	1.513(13)
C(49)-C(51)	1.528(13)
C(49)-H(49)	1.0000
C(50)-H(50A)	0.9800
C(50)-H(50B)	0.9800
C(50)-H(50C)	0.9800
C(51)-H(51A)	0.9800
C(51)-H(51B)	0.9800
C(51)-H(51C)	0.9800
C(52)-C(53)	1.355(12)
C(52)-H(52)	0.9500
C(53)-C(54)	1.399(13)
C(53)-H(53)	0.9500
C(54)-C(55)	1.397(12)
C(54)-H(54)	0.9500
C(55)-N(6)	1.309(11)
C(55)-N(9)	1.419(11)
C(56)-N(10)	1.365(11)
C(56)-N(9)	1.398(10)

Electronic Supplementary Information for Dalton Transactions
This journal is © The Royal Society of Chemistry 2005

C(56)-V(2)	2.104(11)
C(57)-C(58)	1.326(12)
C(57)-N(10)	1.395(11)
C(57)-H(57)	0.9500
C(58)-N(9)	1.396(11)
C(58)-H(58)	0.9500
C(59)-C(60)	1.380(13)
C(59)-N(10)	1.392(12)
C(59)-C(67)	1.441(13)
C(60)-C(64)	1.426(13)
C(60)-C(61)	1.515(14)
C(61)-C(63)	1.525(13)
C(61)-C(62)	1.538(14)
C(61)-H(61)	1.0000
C(62)-H(62A)	0.9800
C(62)-H(62B)	0.9800
C(62)-H(62C)	0.9800
C(63)-H(63A)	0.9800
C(63)-H(63B)	0.9800
C(63)-H(63C)	0.9800
C(64)-C(65)	1.394(14)
C(64)-H(64)	0.9500
C(65)-C(66)	1.369(14)
C(65)-H(65)	0.9500
C(66)-C(67)	1.374(13)
C(66)-H(66)	0.9500
C(67)-C(68)	1.510(14)
C(68)-C(70)	1.540(14)
C(68)-C(69)	1.546(13)
C(68)-H(68)	1.0000
C(69)-H(69A)	0.9800
C(69)-H(69B)	0.9800
C(69)-H(69C)	0.9800
C(70)-H(70A)	0.9800
C(70)-H(70B)	0.9800

Electronic Supplementary Information for Dalton Transactions
This journal is © The Royal Society of Chemistry 2005

C(70)-H(70C)	0.9800
Cl(1)-V(1)	2.398(3)
Cl(2)-V(1)	2.421(3)
Cl(3)-V(2)	2.388(3)
Cl(4)-V(2)	2.456(3)
N(1)-V(1)	2.275(7)
N(6)-V(2)	2.270(7)
O(1)-V(1)	1.600(5)
O(2)-V(2)	1.602(6)

N(1)-C(1)-C(17)	122.6(10)
N(1)-C(1)-N(2)	111.5(8)
C(17)-C(1)-N(2)	125.9(10)
N(3)-C(2)-N(2)	102.6(8)
N(3)-C(2)-V(1)	140.4(6)
N(2)-C(2)-V(1)	117.0(7)
C(11)-C(3)-C(4)	122.5(9)
C(11)-C(3)-N(3)	118.6(8)
C(4)-C(3)-N(3)	118.5(9)
C(8)-C(4)-C(3)	116.7(10)
C(8)-C(4)-C(5)	120.4(9)
C(3)-C(4)-C(5)	122.8(9)
C(6)-C(5)-C(7)	110.8(8)
C(6)-C(5)-C(4)	112.4(8)
C(7)-C(5)-C(4)	110.9(8)
C(6)-C(5)-H(5)	107.5
C(7)-C(5)-H(5)	107.5
C(4)-C(5)-H(5)	107.5
C(5)-C(6)-H(6A)	109.5
C(5)-C(6)-H(6B)	109.5
H(6A)-C(6)-H(6B)	109.5
C(5)-C(6)-H(6C)	109.5
H(6A)-C(6)-H(6C)	109.5
H(6B)-C(6)-H(6C)	109.5
C(5)-C(7)-H(7A)	109.5

Electronic Supplementary Information for Dalton Transactions
This journal is © The Royal Society of Chemistry 2005

C(5)-C(7)-H(7B)	109.5
H(7A)-C(7)-H(7B)	109.5
C(5)-C(7)-H(7C)	109.5
H(7A)-C(7)-H(7C)	109.5
H(7B)-C(7)-H(7C)	109.5
C(9)-C(8)-C(4)	121.1(10)
C(9)-C(8)-H(8)	119.5
C(4)-C(8)-H(8)	119.5
C(10)-C(9)-C(8)	121.6(10)
C(10)-C(9)-H(9)	119.2
C(8)-C(9)-H(9)	119.2
C(9)-C(10)-C(11)	119.4(10)
C(9)-C(10)-H(10)	120.3
C(11)-C(10)-H(10)	120.3
C(3)-C(11)-C(10)	118.6(9)
C(3)-C(11)-C(12)	122.7(9)
C(10)-C(11)-C(12)	118.7(10)
C(13)-C(12)-C(11)	115.6(9)
C(13)-C(12)-C(14)	111.3(9)
C(11)-C(12)-C(14)	109.3(9)
C(13)-C(12)-H(12)	106.7
C(11)-C(12)-H(12)	106.7
C(14)-C(12)-H(12)	106.7
C(12)-C(13)-H(13A)	109.5
C(12)-C(13)-H(13B)	109.5
H(13A)-C(13)-H(13B)	109.5
C(12)-C(13)-H(13C)	109.5
H(13A)-C(13)-H(13C)	109.5
H(13B)-C(13)-H(13C)	109.5
C(12)-C(14)-H(14A)	109.5
C(12)-C(14)-H(14B)	109.5
H(14A)-C(14)-H(14B)	109.5
C(12)-C(14)-H(14C)	109.5
H(14A)-C(14)-H(14C)	109.5
H(14B)-C(14)-H(14C)	109.5

Electronic Supplementary Information for Dalton Transactions
This journal is © The Royal Society of Chemistry 2005

C(16)-C(15)-N(3)	105.5(9)
C(16)-C(15)-H(15)	127.3
N(3)-C(15)-H(15)	127.3
C(15)-C(16)-N(2)	106.8(8)
C(15)-C(16)-H(16)	126.6
N(2)-C(16)-H(16)	126.6
C(18)-C(17)-C(1)	115.8(9)
C(18)-C(17)-H(17)	122.1
C(1)-C(17)-H(17)	122.1
C(19)-C(18)-C(17)	122.0(9)
C(19)-C(18)-H(18)	119.0
C(17)-C(18)-H(18)	119.0
C(18)-C(19)-C(20)	117.9(10)
C(18)-C(19)-H(19)	121.1
C(20)-C(19)-H(19)	121.1
N(1)-C(20)-N(4)	110.3(8)
N(1)-C(20)-C(19)	122.5(9)
N(4)-C(20)-C(19)	127.2(10)
N(4)-C(21)-N(5)	103.7(8)
N(4)-C(21)-V(1)	116.0(7)
N(5)-C(21)-V(1)	140.1(7)
C(23)-C(22)-N(5)	109.0(9)
C(23)-C(22)-H(22)	125.5
N(5)-C(22)-H(22)	125.5
C(22)-C(23)-N(4)	104.4(8)
C(22)-C(23)-H(23)	127.8
N(4)-C(23)-H(23)	127.8
C(32)-C(24)-C(25)	123.2(8)
C(32)-C(24)-N(5)	117.4(8)
C(25)-C(24)-N(5)	119.3(8)
C(29)-C(25)-C(24)	117.5(9)
C(29)-C(25)-C(26)	118.0(8)
C(24)-C(25)-C(26)	124.5(8)
C(28)-C(26)-C(25)	110.9(8)
C(28)-C(26)-C(27)	110.1(8)

Electronic Supplementary Information for Dalton Transactions
This journal is © The Royal Society of Chemistry 2005

C(25)-C(26)-C(27)	110.3(8)
C(28)-C(26)-H(26)	108.5
C(25)-C(26)-H(26)	108.5
C(27)-C(26)-H(26)	108.5
C(26)-C(27)-H(27A)	109.5
C(26)-C(27)-H(27B)	109.5
H(27A)-C(27)-H(27B)	109.5
C(26)-C(27)-H(27C)	109.5
H(27A)-C(27)-H(27C)	109.5
H(27B)-C(27)-H(27C)	109.5
C(26)-C(28)-H(28A)	109.5
C(26)-C(28)-H(28B)	109.5
H(28A)-C(28)-H(28B)	109.5
C(26)-C(28)-H(28C)	109.5
H(28A)-C(28)-H(28C)	109.5
H(28B)-C(28)-H(28C)	109.5
C(30)-C(29)-C(25)	119.5(9)
C(30)-C(29)-H(29)	120.3
C(25)-C(29)-H(29)	120.3
C(31)-C(30)-C(29)	122.8(9)
C(31)-C(30)-H(30)	118.6
C(29)-C(30)-H(30)	118.6
C(30)-C(31)-C(32)	118.9(10)
C(30)-C(31)-H(31)	120.6
C(32)-C(31)-H(31)	120.6
C(24)-C(32)-C(31)	118.2(8)
C(24)-C(32)-C(33)	123.5(8)
C(31)-C(32)-C(33)	118.3(9)
C(35)-C(33)-C(34)	113.1(9)
C(35)-C(33)-C(32)	112.0(8)
C(34)-C(33)-C(32)	111.6(8)
C(35)-C(33)-H(33)	106.5
C(34)-C(33)-H(33)	106.5
C(32)-C(33)-H(33)	106.5
C(33)-C(34)-H(34A)	109.5

Electronic Supplementary Information for Dalton Transactions
This journal is © The Royal Society of Chemistry 2005

C(33)-C(34)-H(34B)	109.5
H(34A)-C(34)-H(34B)	109.5
C(33)-C(34)-H(34C)	109.5
H(34A)-C(34)-H(34C)	109.5
H(34B)-C(34)-H(34C)	109.5
C(33)-C(35)-H(35A)	109.5
C(33)-C(35)-H(35B)	109.5
H(35A)-C(35)-H(35B)	109.5
C(33)-C(35)-H(35C)	109.5
H(35A)-C(35)-H(35C)	109.5
H(35B)-C(35)-H(35C)	109.5
N(6)-C(36)-N(7)	112.3(8)
N(6)-C(36)-C(52)	121.7(9)
N(7)-C(36)-C(52)	126.0(9)
N(8)-C(37)-N(7)	103.3(8)
N(8)-C(37)-V(2)	136.4(7)
N(7)-C(37)-V(2)	120.1(7)
C(39)-C(38)-N(8)	105.6(9)
C(39)-C(38)-H(38)	127.2
N(8)-C(38)-H(38)	127.2
C(38)-C(39)-N(7)	107.4(9)
C(38)-C(39)-H(39)	126.3
N(7)-C(39)-H(39)	126.3
C(41)-C(40)-C(48)	123.2(9)
C(41)-C(40)-N(8)	120.9(9)
C(48)-C(40)-N(8)	115.8(8)
C(40)-C(41)-C(45)	115.3(9)
C(40)-C(41)-C(42)	123.8(8)
C(45)-C(41)-C(42)	120.9(9)
C(41)-C(42)-C(43)	109.8(7)
C(41)-C(42)-C(44)	110.7(8)
C(43)-C(42)-C(44)	109.3(8)
C(41)-C(42)-H(42)	109.0
C(43)-C(42)-H(42)	109.0
C(44)-C(42)-H(42)	109.0

Electronic Supplementary Information for Dalton Transactions
This journal is © The Royal Society of Chemistry 2005

C(42)-C(43)-H(43A)	109.5
C(42)-C(43)-H(43B)	109.5
H(43A)-C(43)-H(43B)	109.5
C(42)-C(43)-H(43C)	109.5
H(43A)-C(43)-H(43C)	109.5
H(43B)-C(43)-H(43C)	109.5
C(42)-C(44)-H(44A)	109.5
C(42)-C(44)-H(44B)	109.5
H(44A)-C(44)-H(44B)	109.5
C(42)-C(44)-H(44C)	109.5
H(44A)-C(44)-H(44C)	109.5
H(44B)-C(44)-H(44C)	109.5
C(46)-C(45)-C(41)	121.2(9)
C(46)-C(45)-H(45)	119.4
C(41)-C(45)-H(45)	119.4
C(47)-C(46)-C(45)	122.1(9)
C(47)-C(46)-H(46)	119.0
C(45)-C(46)-H(46)	119.0
C(46)-C(47)-C(48)	120.7(10)
C(46)-C(47)-H(47)	119.7
C(48)-C(47)-H(47)	119.7
C(40)-C(48)-C(47)	117.4(9)
C(40)-C(48)-C(49)	122.2(9)
C(47)-C(48)-C(49)	120.4(10)
C(50)-C(49)-C(51)	110.8(8)
C(50)-C(49)-C(48)	111.1(8)
C(51)-C(49)-C(48)	111.6(8)
C(50)-C(49)-H(49)	107.7
C(51)-C(49)-H(49)	107.7
C(48)-C(49)-H(49)	107.7
C(49)-C(50)-H(50A)	109.5
C(49)-C(50)-H(50B)	109.5
H(50A)-C(50)-H(50B)	109.5
C(49)-C(50)-H(50C)	109.5
H(50A)-C(50)-H(50C)	109.5

Electronic Supplementary Information for Dalton Transactions
This journal is © The Royal Society of Chemistry 2005

H(50B)-C(50)-H(50C)	109.5
C(49)-C(51)-H(51A)	109.5
C(49)-C(51)-H(51B)	109.5
H(51A)-C(51)-H(51B)	109.5
C(49)-C(51)-H(51C)	109.5
H(51A)-C(51)-H(51C)	109.5
H(51B)-C(51)-H(51C)	109.5
C(53)-C(52)-C(36)	116.8(9)
C(53)-C(52)-H(52)	121.6
C(36)-C(52)-H(52)	121.6
C(52)-C(53)-C(54)	123.0(9)
C(52)-C(53)-H(53)	118.5
C(54)-C(53)-H(53)	118.5
C(55)-C(54)-C(53)	114.2(10)
C(55)-C(54)-H(54)	122.9
C(53)-C(54)-H(54)	122.9
N(6)-C(55)-C(54)	123.9(9)
N(6)-C(55)-N(9)	111.6(8)
C(54)-C(55)-N(9)	124.4(10)
N(10)-C(56)-N(9)	102.7(8)
N(10)-C(56)-V(2)	137.9(6)
N(9)-C(56)-V(2)	119.4(7)
C(58)-C(57)-N(10)	107.7(9)
C(58)-C(57)-H(57)	126.2
N(10)-C(57)-H(57)	126.2
C(57)-C(58)-N(9)	107.0(8)
C(57)-C(58)-H(58)	126.5
N(9)-C(58)-H(58)	126.5
C(60)-C(59)-N(10)	118.0(9)
C(60)-C(59)-C(67)	120.7(9)
N(10)-C(59)-C(67)	121.2(10)
C(59)-C(60)-C(64)	118.7(10)
C(59)-C(60)-C(61)	123.0(8)
C(64)-C(60)-C(61)	118.4(10)
C(60)-C(61)-C(63)	113.0(9)

Electronic Supplementary Information for Dalton Transactions
This journal is © The Royal Society of Chemistry 2005

C(60)-C(61)-C(62)	112.4(8)
C(63)-C(61)-C(62)	109.3(9)
C(60)-C(61)-H(61)	107.3
C(63)-C(61)-H(61)	107.3
C(62)-C(61)-H(61)	107.3
C(61)-C(62)-H(62A)	109.5
C(61)-C(62)-H(62B)	109.5
H(62A)-C(62)-H(62B)	109.5
C(61)-C(62)-H(62C)	109.5
H(62A)-C(62)-H(62C)	109.5
H(62B)-C(62)-H(62C)	109.5
C(61)-C(63)-H(63A)	109.5
C(61)-C(63)-H(63B)	109.5
H(63A)-C(63)-H(63B)	109.5
C(61)-C(63)-H(63C)	109.5
H(63A)-C(63)-H(63C)	109.5
H(63B)-C(63)-H(63C)	109.5
C(65)-C(64)-C(60)	119.4(11)
C(65)-C(64)-H(64)	120.3
C(60)-C(64)-H(64)	120.3
C(66)-C(65)-C(64)	121.5(10)
C(66)-C(65)-H(65)	119.3
C(64)-C(65)-H(65)	119.3
C(65)-C(66)-C(67)	120.8(10)
C(65)-C(66)-H(66)	119.6
C(67)-C(66)-H(66)	119.6
C(66)-C(67)-C(59)	118.9(11)
C(66)-C(67)-C(68)	121.3(10)
C(59)-C(67)-C(68)	119.8(9)
C(67)-C(68)-C(70)	108.4(9)
C(67)-C(68)-C(69)	112.1(9)
C(70)-C(68)-C(69)	111.3(9)
C(67)-C(68)-H(68)	108.3
C(70)-C(68)-H(68)	108.3
C(69)-C(68)-H(68)	108.3

Electronic Supplementary Information for Dalton Transactions
This journal is © The Royal Society of Chemistry 2005

C(68)-C(69)-H(69A)	109.5
C(68)-C(69)-H(69B)	109.5
H(69A)-C(69)-H(69B)	109.5
C(68)-C(69)-H(69C)	109.5
H(69A)-C(69)-H(69C)	109.5
H(69B)-C(69)-H(69C)	109.5
C(68)-C(70)-H(70A)	109.5
C(68)-C(70)-H(70B)	109.5
H(70A)-C(70)-H(70B)	109.5
C(68)-C(70)-H(70C)	109.5
H(70A)-C(70)-H(70C)	109.5
H(70B)-C(70)-H(70C)	109.5
C(20)-N(1)-C(1)	119.1(8)
C(20)-N(1)-V(1)	121.4(6)
C(1)-N(1)-V(1)	119.4(6)
C(16)-N(2)-C(2)	112.3(8)
C(16)-N(2)-C(1)	127.2(8)
C(2)-N(2)-C(1)	120.3(8)
C(2)-N(3)-C(15)	112.8(8)
C(2)-N(3)-C(3)	128.4(8)
C(15)-N(3)-C(3)	118.8(8)
C(21)-N(4)-C(20)	121.7(9)
C(21)-N(4)-C(23)	112.7(8)
C(20)-N(4)-C(23)	125.6(8)
C(21)-N(5)-C(22)	110.1(7)
C(21)-N(5)-C(24)	124.7(8)
C(22)-N(5)-C(24)	124.5(8)
C(55)-N(6)-C(36)	120.3(8)
C(55)-N(6)-V(2)	120.2(6)
C(36)-N(6)-V(2)	119.4(7)
C(37)-N(7)-C(39)	112.0(8)
C(37)-N(7)-C(36)	117.5(9)
C(39)-N(7)-C(36)	130.4(8)
C(37)-N(8)-C(38)	111.7(7)
C(37)-N(8)-C(40)	124.6(8)

Electronic Supplementary Information for Dalton Transactions
This journal is © The Royal Society of Chemistry 2005

C(38)-N(8)-C(40)	122.8(8)
C(56)-N(9)-C(58)	111.0(8)
C(56)-N(9)-C(55)	117.6(9)
C(58)-N(9)-C(55)	131.4(8)
C(56)-N(10)-C(59)	122.3(8)
C(56)-N(10)-C(57)	111.7(8)
C(59)-N(10)-C(57)	125.6(8)
O(1)-V(1)-C(2)	107.3(3)
O(1)-V(1)-C(21)	110.6(3)
C(2)-V(1)-C(21)	141.9(4)
O(1)-V(1)-N(1)	178.9(3)
C(2)-V(1)-N(1)	71.6(3)
C(21)-V(1)-N(1)	70.4(3)
O(1)-V(1)-Cl(1)	98.1(2)
C(2)-V(1)-Cl(1)	91.1(2)
C(21)-V(1)-Cl(1)	86.7(2)
N(1)-V(1)-Cl(1)	82.10(18)
O(1)-V(1)-Cl(2)	99.7(2)
C(2)-V(1)-Cl(2)	86.5(2)
C(21)-V(1)-Cl(2)	84.3(2)
N(1)-V(1)-Cl(2)	80.18(18)
Cl(1)-V(1)-Cl(2)	161.97(10)
O(2)-V(2)-C(56)	106.7(3)
O(2)-V(2)-C(37)	111.7(3)
C(56)-V(2)-C(37)	141.5(4)
O(2)-V(2)-N(6)	176.2(3)
C(56)-V(2)-N(6)	71.2(3)
C(37)-V(2)-N(6)	70.3(3)
O(2)-V(2)-Cl(3)	99.0(2)
C(56)-V(2)-Cl(3)	89.7(3)
C(37)-V(2)-Cl(3)	86.4(2)
N(6)-V(2)-Cl(3)	84.32(18)
O(2)-V(2)-Cl(4)	98.3(2)
C(56)-V(2)-Cl(4)	90.9(3)
C(37)-V(2)-Cl(4)	81.8(2)

Electronic Supplementary Information for Dalton Transactions
This journal is © The Royal Society of Chemistry 2005

N(6)-V(2)-Cl(4)	78.66(18)
Cl(3)-V(2)-Cl(4)	161.78(10)

Symmetry transformations used to generate equivalent atoms:

Table 4. Anisotropic displacement parameters ($\approx 2 \times 10^3$) for **6**. The anisotropic displacement factor exponent takes the form: $-2\pi^2 [h^2 a^* U^{11} + \dots + 2 h k a^* b^* U^{12}]$

	U ¹¹	U ²²	U ³³	U ²³	U ¹³	U ¹²
C(1)	51(7)	45(6)	62(7)	17(5)	11(6)	5(5)
C(2)	43(6)	65(7)	44(6)	16(5)	18(5)	4(5)
C(3)	40(6)	66(7)	58(7)	9(6)	4(5)	-1(5)
C(4)	53(6)	70(7)	48(6)	6(6)	9(5)	0(5)
C(5)	62(7)	71(8)	51(6)	2(5)	12(5)	-4(6)
C(6)	88(8)	60(7)	79(8)	-6(6)	4(7)	4(6)
C(7)	91(8)	83(8)	61(7)	10(6)	18(6)	-1(7)
C(8)	55(6)	91(9)	66(8)	4(6)	14(6)	-4(6)
C(9)	78(7)	66(8)	57(7)	-2(6)	14(6)	22(6)
C(10)	71(7)	81(8)	77(8)	16(7)	15(6)	28(6)
C(11)	51(6)	72(8)	69(7)	3(6)	23(6)	-4(6)
C(12)	78(8)	75(8)	74(8)	11(6)	21(7)	18(6)
C(13)	95(8)	59(7)	91(8)	16(6)	37(7)	3(6)
C(14)	95(9)	105(10)	93(9)	8(8)	14(8)	16(8)
C(15)	44(7)	55(7)	82(8)	9(6)	1(6)	-7(5)
C(16)	54(7)	77(8)	63(7)	11(6)	29(6)	7(6)
C(17)	36(6)	84(8)	90(9)	26(7)	25(6)	6(5)
C(18)	47(7)	79(8)	63(7)	-1(6)	23(6)	3(6)
C(19)	60(7)	90(8)	49(6)	18(6)	23(6)	6(6)
C(20)	45(7)	61(7)	54(7)	18(6)	4(6)	6(5)
C(21)	70(7)	58(7)	48(6)	23(5)	27(6)	21(6)
C(22)	71(7)	55(6)	31(5)	-1(5)	16(5)	4(5)
C(23)	68(7)	68(7)	46(6)	3(6)	29(6)	8(6)
C(24)	48(6)	52(6)	50(6)	5(5)	20(5)	3(5)
C(25)	50(6)	56(6)	55(6)	3(5)	24(5)	-4(5)
C(26)	70(7)	55(7)	71(7)	4(6)	41(6)	-1(6)
C(27)	76(7)	72(8)	88(8)	2(6)	26(6)	19(6)
C(28)	82(7)	68(7)	47(6)	7(5)	21(5)	-14(6)
C(29)	70(8)	72(8)	75(8)	19(6)	32(6)	-6(6)
C(30)	57(6)	73(8)	75(8)	5(6)	28(6)	11(6)

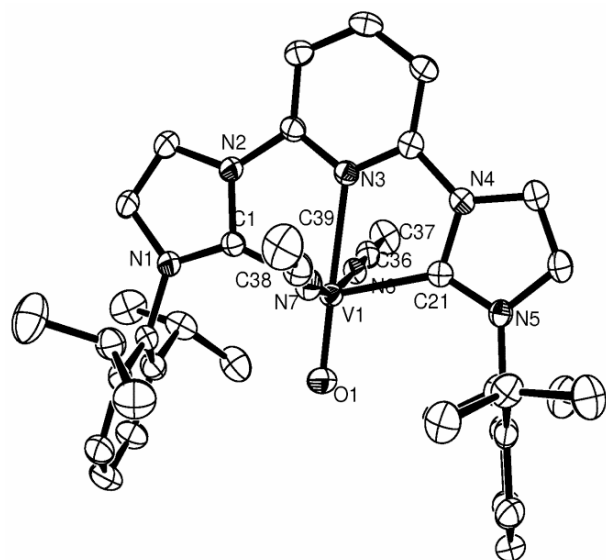
Electronic Supplementary Information for Dalton Transactions
This journal is © The Royal Society of Chemistry 2005

C(31)	54(7)	77(8)	79(8)	8(6)	20(6)	2(6)
C(32)	59(7)	53(6)	49(6)	13(5)	5(5)	1(5)
C(33)	40(5)	79(8)	49(6)	1(5)	5(5)	-6(5)
C(34)	87(8)	122(10)	67(8)	15(7)	8(7)	-25(8)
C(35)	83(8)	67(8)	100(9)	21(6)	33(7)	5(6)
C(36)	58(7)	62(7)	40(6)	-6(5)	10(5)	-8(6)
C(37)	46(6)	65(7)	44(6)	-9(5)	5(5)	-7(6)
C(38)	58(7)	54(7)	67(7)	-3(5)	21(6)	3(5)
C(39)	72(8)	50(7)	59(7)	-5(6)	17(6)	-3(6)
C(40)	49(6)	70(7)	51(6)	6(6)	14(5)	-3(5)
C(41)	63(7)	53(6)	40(6)	2(5)	17(5)	0(5)
C(42)	53(6)	43(6)	58(6)	-1(5)	6(5)	-2(5)
C(43)	84(8)	71(7)	59(7)	9(6)	22(6)	-4(6)
C(44)	77(7)	83(8)	71(7)	0(6)	31(6)	-3(6)
C(45)	45(6)	75(8)	76(8)	29(7)	34(6)	4(6)
C(46)	49(6)	64(7)	72(7)	-3(6)	14(6)	-7(6)
C(47)	55(7)	71(7)	59(7)	-5(5)	6(6)	-4(6)
C(48)	62(7)	64(7)	64(7)	10(6)	7(6)	-6(6)
C(49)	60(6)	73(8)	57(7)	-8(6)	19(5)	5(6)
C(50)	72(7)	79(8)	66(7)	-5(6)	8(6)	-10(6)
C(51)	78(7)	70(8)	66(7)	-11(6)	3(6)	7(6)
C(52)	44(6)	64(7)	64(7)	-5(5)	7(6)	-4(5)
C(53)	70(8)	66(7)	48(6)	7(6)	19(6)	-14(6)
C(54)	39(6)	82(8)	64(7)	-23(6)	21(5)	-14(5)
C(55)	68(7)	51(6)	48(6)	-11(5)	9(6)	-7(6)
C(56)	57(7)	59(7)	74(8)	-1(6)	36(6)	-8(5)
C(57)	53(7)	72(7)	45(6)	-6(5)	4(5)	5(6)
C(58)	49(6)	79(8)	61(7)	-8(6)	8(6)	2(6)
C(59)	67(7)	66(8)	47(6)	8(6)	8(6)	6(6)
C(60)	53(6)	73(8)	72(7)	27(6)	35(6)	6(6)
C(61)	63(7)	89(8)	60(7)	6(6)	16(6)	-6(6)
C(62)	65(7)	101(9)	94(9)	-3(7)	40(7)	-3(7)
C(63)	98(9)	78(8)	67(8)	8(6)	28(7)	-12(7)
C(64)	95(9)	69(8)	79(8)	3(6)	27(7)	3(7)
C(65)	84(8)	69(8)	79(8)	25(7)	47(7)	0(7)

Electronic Supplementary Information for Dalton Transactions
This journal is © The Royal Society of Chemistry 2005

C(66)	94(9)	96(10)	58(7)	27(7)	43(7)	18(8)
C(67)	68(7)	76(8)	52(6)	16(6)	24(6)	11(6)
C(68)	85(8)	81(9)	57(7)	5(6)	11(6)	9(7)
C(69)	83(8)	119(10)	103(9)	5(8)	34(7)	41(8)
C(70)	97(9)	100(10)	78(9)	0(7)	-5(7)	21(7)
Cl(1)	38(1)	50(1)	67(2)	19(1)	9(1)	0(1)
Cl(2)	54(1)	46(1)	43(1)	1(1)	19(1)	9(1)
Cl(3)	57(1)	50(2)	53(1)	-3(1)	4(1)	1(1)
Cl(4)	60(2)	63(2)	46(1)	4(1)	16(1)	4(1)
N(1)	48(5)	50(5)	45(5)	6(4)	4(4)	-10(4)
N(2)	30(4)	59(5)	67(6)	4(5)	10(5)	-7(4)
N(3)	47(5)	64(5)	52(5)	5(4)	17(4)	9(4)
N(4)	53(6)	71(6)	34(5)	7(4)	13(4)	9(4)
N(5)	41(5)	71(6)	52(5)	1(4)	4(4)	1(4)
N(6)	52(5)	56(5)	43(5)	-9(4)	12(4)	1(4)
N(7)	37(5)	70(6)	56(5)	-2(5)	17(4)	-2(5)
N(8)	55(5)	56(5)	45(5)	-2(4)	19(4)	-12(5)
N(9)	43(5)	62(6)	55(5)	-8(5)	8(4)	0(4)
N(10)	46(5)	67(6)	54(5)	3(4)	20(4)	5(4)
O(1)	45(4)	62(4)	69(4)	2(3)	22(3)	5(3)
O(2)	52(4)	75(5)	70(4)	6(4)	25(3)	8(3)
V(1)	45(1)	58(1)	53(1)	6(1)	17(1)	4(1)
V(2)	47(1)	71(1)	50(1)	-1(1)	15(1)	-1(1)

Structural Data for 7



Electronic Supplementary Information for Dalton Transactions
This journal is © The Royal Society of Chemistry 2005

Table 1. Crystal data and structure refinement for 7.

Identification code	7	
Empirical formula	C ₄₁ H ₅₀ B ₂ F ₈ N ₈ O V	
Formula weight	895.45	
Temperature	120(2) K	
Wavelength	0.71073 Å	
Crystal system	Monoclinic	
Space group	P2 ₁ /c	
Unit cell dimensions	a = 16.851(3) Å	α = 90°.
	b = 12.707(4) Å	β = 100.152(13)°.
	c = 21.564(4) Å	γ = 90°.
Volume	4545.1(18) Å ³	
Z	4	
Density (calculated)	1.309 Mg/m ³	
Absorption coefficient	0.292 mm ⁻¹	
F(000)	1860	
Crystal size	0.50 x 0.20 x 0.02 mm ³	
Theta range for data collection	2.93 to 27.65°.	
Index ranges	-21 ≤ h ≤ 21, -16 ≤ k ≤ 16, -28 ≤ l ≤ 28	
Reflections collected	66201	
Independent reflections	10463 [R(int) = 0.0687]	
Completeness to theta = 27.65°	98.8 %	
Absorption correction	Semi-empirical from equivalents	
Max. and min. transmission	0.9942 and 0.8634	
Refinement method	Full-matrix least-squares on F ²	
Data / restraints / parameters	10463 / 0 / 561	
Goodness-of-fit on F ²	1.018	
Final R indices [I > 2σ(I)]	R1 = 0.0604, wR2 = 0.1382	
R indices (all data)	R1 = 0.0957, wR2 = 0.1564	
Largest diff. peak and hole	1.651 and -0.672 e. Å ⁻³	

Table 2. Atomic coordinates ($\times 10^4$) and equivalent isotropic displacement parameters ($\approx^2 \times 10^3$) for 7. $U(\text{eq})$ is defined as one third of the trace of the orthogonalized U^{ij} tensor.

	x	y	z	U(eq)
V(1)	2492(1)	212(1)	1120(1)	19(1)
F(4)	4568(2)	578(2)	3982(1)	81(1)
F(3)	5427(1)	532(1)	3301(1)	46(1)
F(8)	6623(2)	2124(2)	1380(1)	81(1)
O(1)	1588(1)	617(2)	932(1)	30(1)
F(2)	4381(1)	-598(2)	3184(1)	60(1)
F(1)	4148(1)	1119(2)	2997(1)	50(1)
N(4)	4055(1)	1385(2)	1572(1)	22(1)
N(7)	2848(1)	245(2)	239(1)	26(1)
C(36)	2557(2)	-120(2)	2608(1)	26(1)
C(38)	3132(2)	234(2)	-200(1)	30(1)
N(5)	3171(1)	2604(2)	1372(1)	22(1)
F(5)	7121(2)	907(2)	2111(1)	85(1)
N(2)	3209(1)	-1975(2)	1246(1)	23(1)
F(7)	7598(2)	2559(2)	2184(1)	94(1)
N(6)	2499(1)	6(2)	2081(1)	23(1)
C(25)	1857(2)	3244(2)	1554(1)	28(1)
F(6)	6361(2)	2209(2)	2339(1)	87(1)
C(26)	1153(2)	3803(2)	1327(2)	34(1)
C(40)	5120(2)	2247(3)	239(2)	44(1)
C(8)	-232(2)	-1938(3)	867(1)	36(1)
N(3)	3757(1)	-348(2)	1431(1)	21(1)
C(17)	4676(2)	-1776(2)	1669(1)	26(1)
C(2)	3115(2)	-3054(2)	1208(1)	29(1)
N(1)	1958(1)	-2235(2)	887(1)	23(1)
C(6)	19(2)	-1724(2)	-182(1)	34(1)
C(34)	3322(2)	4539(3)	46(2)	42(1)
C(22)	4466(2)	2325(2)	1714(1)	25(1)
C(37)	2610(2)	-243(3)	3284(1)	37(1)
C(29)	2299(2)	3577(2)	543(1)	26(1)

Electronic Supplementary Information for Dalton Transactions
This journal is © The Royal Society of Chemistry 2005

C(7)	-510(2)	-1752(3)	238(2)	38(1)
C(28)	1583(2)	4120(2)	341(1)	33(1)
C(21)	3249(2)	1553(2)	1360(1)	21(1)
C(27)	1020(2)	4237(2)	732(2)	36(1)
C(24)	2422(2)	3156(2)	1153(1)	24(1)
C(10)	888(2)	-2265(3)	1797(1)	35(1)
C(23)	3914(2)	3089(2)	1587(1)	26(1)
C(16)	3914(2)	-1373(2)	1459(1)	22(1)
C(5)	844(2)	-1887(2)	17(1)	27(1)
C(39)	3499(2)	213(3)	-762(1)	45(1)
C(30)	1984(2)	2766(2)	2209(1)	33(1)
C(9)	588(2)	-2088(2)	1099(1)	29(1)
C(18)	5281(2)	-1039(2)	1855(1)	28(1)
C(12)	594(2)	-1393(3)	2192(2)	43(1)
C(15)	1242(2)	-995(3)	-935(2)	48(1)
C(19)	5134(2)	34(2)	1838(1)	24(1)
C(20)	4344(2)	340(2)	1621(1)	22(1)
C(32)	1282(2)	2040(3)	2287(2)	42(1)
C(1)	2491(2)	-1460(2)	1055(1)	21(1)
N(8)	4747(2)	1500(3)	238(2)	62(1)
C(11)	650(2)	-3353(3)	2000(2)	48(1)
C(31)	2096(2)	3628(3)	2714(2)	51(1)
C(33)	2922(2)	3473(2)	116(1)	31(1)
C(13)	1412(2)	-1886(2)	-457(1)	32(1)
C(4)	1104(2)	-2069(2)	660(1)	24(1)
C(3)	2326(2)	-3220(2)	979(1)	29(1)
C(35)	2552(2)	3014(3)	-529(1)	39(1)
C(41)	5582(2)	3204(3)	247(2)	58(1)
C(14)	1381(3)	-2946(3)	-792(2)	60(1)
B(1)	4624(2)	407(3)	3372(2)	31(1)
B(2)	6950(2)	1946(3)	2009(2)	32(1)

Table 3. Bond lengths [\AA] and angles [$^\circ$] for 7.

V(1)-O(1)	1.5913(19)
V(1)-N(6)	2.087(2)
V(1)-N(7)	2.091(2)
V(1)-C(1)	2.129(3)
V(1)-C(21)	2.136(3)
V(1)-N(3)	2.236(2)
F(4)-B(1)	1.354(4)
F(3)-B(1)	1.397(4)
F(8)-B(2)	1.389(4)
F(2)-B(1)	1.380(4)
F(1)-B(1)	1.375(4)
N(4)-C(21)	1.372(3)
N(4)-C(22)	1.387(3)
N(4)-C(20)	1.413(3)
N(7)-C(38)	1.134(3)
C(36)-N(6)	1.133(3)
C(36)-C(37)	1.454(4)
C(38)-C(39)	1.455(4)
N(5)-C(21)	1.342(3)
N(5)-C(23)	1.399(3)
N(5)-C(24)	1.449(3)
F(5)-B(2)	1.362(4)
N(2)-C(1)	1.373(3)
N(2)-C(2)	1.380(3)
N(2)-C(16)	1.420(3)
F(7)-B(2)	1.341(4)
C(25)-C(26)	1.396(4)
C(25)-C(24)	1.397(4)
C(25)-C(30)	1.518(4)
F(6)-B(2)	1.360(4)
C(26)-C(27)	1.378(4)
C(26)-H(26)	0.9500
C(40)-N(8)	1.138(4)

Electronic Supplementary Information for Dalton Transactions
This journal is © The Royal Society of Chemistry 2005

C(40)-C(41)	1.442(5)
C(8)-C(7)	1.375(4)
C(8)-C(9)	1.396(4)
C(8)-H(8)	0.9500
N(3)-C(16)	1.328(3)
N(3)-C(20)	1.329(3)
C(17)-C(16)	1.382(4)
C(17)-C(18)	1.389(4)
C(17)-H(17)	0.9500
C(2)-C(3)	1.351(4)
C(2)-H(2)	0.9500
N(1)-C(1)	1.339(3)
N(1)-C(3)	1.395(3)
N(1)-C(4)	1.452(3)
C(6)-C(7)	1.380(4)
C(6)-C(5)	1.396(4)
C(6)-H(6)	0.9500
C(34)-C(33)	1.532(4)
C(34)-H(34A)	0.9800
C(34)-H(34B)	0.9800
C(34)-H(34C)	0.9800
C(22)-C(23)	1.339(4)
C(22)-H(22)	0.9500
C(37)-H(37A)	0.9800
C(37)-H(37B)	0.9800
C(37)-H(37C)	0.9800
C(29)-C(28)	1.391(4)
C(29)-C(24)	1.402(4)
C(29)-C(33)	1.520(4)
C(7)-H(7)	0.9500
C(28)-C(27)	1.384(4)
C(28)-H(28)	0.9500
C(27)-H(27)	0.9500
C(10)-C(9)	1.519(4)
C(10)-C(11)	1.524(5)

Electronic Supplementary Information for Dalton Transactions
This journal is © The Royal Society of Chemistry 2005

C(10)-C(12)	1.531(4)
C(10)-H(10)	1.0000
C(23)-H(23)	0.9500
C(5)-C(4)	1.397(4)
C(5)-C(13)	1.518(4)
C(39)-H(39A)	0.9800
C(39)-H(39B)	0.9800
C(39)-H(39C)	0.9800
C(30)-C(32)	1.533(4)
C(30)-C(31)	1.533(4)
C(30)-H(30)	1.0000
C(9)-C(4)	1.395(4)
C(18)-C(19)	1.385(4)
C(18)-H(18)	0.9500
C(12)-H(12A)	0.9800
C(12)-H(12B)	0.9800
C(12)-H(12C)	0.9800
C(15)-C(13)	1.524(4)
C(15)-H(15A)	0.9800
C(15)-H(15B)	0.9800
C(15)-H(15C)	0.9800
C(19)-C(20)	1.386(4)
C(19)-H(19)	0.9500
C(32)-H(32A)	0.9800
C(32)-H(32B)	0.9800
C(32)-H(32C)	0.9800
C(11)-H(11A)	0.9800
C(11)-H(11B)	0.9800
C(11)-H(11C)	0.9800
C(31)-H(31A)	0.9800
C(31)-H(31B)	0.9800
C(31)-H(31C)	0.9800
C(33)-C(35)	1.535(4)
C(33)-H(33)	1.0000
C(13)-C(14)	1.525(4)

Electronic Supplementary Information for Dalton Transactions
This journal is © The Royal Society of Chemistry 2005

C(13)-H(13)	1.0000
C(3)-H(3)	0.9500
C(35)-H(35A)	0.9800
C(35)-H(35B)	0.9800
C(35)-H(35C)	0.9800
C(41)-H(41A)	0.9800
C(41)-H(41B)	0.9800
C(41)-H(41C)	0.9800
C(14)-H(14A)	0.9800
C(14)-H(14B)	0.9800
C(14)-H(14C)	0.9800
O(1)-V(1)-N(6)	97.58(9)
O(1)-V(1)-N(7)	100.15(9)
N(6)-V(1)-N(7)	162.27(9)
O(1)-V(1)-C(1)	108.46(10)
N(6)-V(1)-C(1)	86.58(9)
N(7)-V(1)-C(1)	87.51(9)
O(1)-V(1)-C(21)	107.91(10)
N(6)-V(1)-C(21)	87.82(9)
N(7)-V(1)-C(21)	87.06(9)
C(1)-V(1)-C(21)	143.63(10)
O(1)-V(1)-N(3)	177.39(9)
N(6)-V(1)-N(3)	79.87(8)
N(7)-V(1)-N(3)	82.40(8)
C(1)-V(1)-N(3)	72.04(9)
C(21)-V(1)-N(3)	71.59(9)
C(21)-N(4)-C(22)	111.5(2)
C(21)-N(4)-C(20)	118.7(2)
C(22)-N(4)-C(20)	129.9(2)
C(38)-N(7)-V(1)	171.7(2)
N(6)-C(36)-C(37)	177.6(3)
N(7)-C(38)-C(39)	179.6(4)
C(21)-N(5)-C(23)	111.1(2)
C(21)-N(5)-C(24)	123.9(2)

Electronic Supplementary Information for Dalton Transactions
This journal is © The Royal Society of Chemistry 2005

C(23)-N(5)-C(24)	124.9(2)
C(1)-N(2)-C(2)	111.7(2)
C(1)-N(2)-C(16)	118.9(2)
C(2)-N(2)-C(16)	129.4(2)
C(36)-N(6)-V(1)	175.3(2)
C(26)-C(25)-C(24)	116.9(3)
C(26)-C(25)-C(30)	120.1(3)
C(24)-C(25)-C(30)	123.0(2)
C(27)-C(26)-C(25)	121.3(3)
C(27)-C(26)-H(26)	119.4
C(25)-C(26)-H(26)	119.4
N(8)-C(40)-C(41)	178.9(4)
C(7)-C(8)-C(9)	121.4(3)
C(7)-C(8)-H(8)	119.3
C(9)-C(8)-H(8)	119.3
C(16)-N(3)-C(20)	120.0(2)
C(16)-N(3)-V(1)	119.82(16)
C(20)-N(3)-V(1)	120.10(17)
C(16)-C(17)-C(18)	115.9(3)
C(16)-C(17)-H(17)	122.0
C(18)-C(17)-H(17)	122.0
C(3)-C(2)-N(2)	105.8(2)
C(3)-C(2)-H(2)	127.1
N(2)-C(2)-H(2)	127.1
C(1)-N(1)-C(3)	111.2(2)
C(1)-N(1)-C(4)	124.2(2)
C(3)-N(1)-C(4)	124.5(2)
C(7)-C(6)-C(5)	121.2(3)
C(7)-C(6)-H(6)	119.4
C(5)-C(6)-H(6)	119.4
C(33)-C(34)-H(34A)	109.5
C(33)-C(34)-H(34B)	109.5
H(34A)-C(34)-H(34B)	109.5
C(33)-C(34)-H(34C)	109.5
H(34A)-C(34)-H(34C)	109.5

Electronic Supplementary Information for Dalton Transactions
This journal is © The Royal Society of Chemistry 2005

H(34B)-C(34)-H(34C)	109.5
C(23)-C(22)-N(4)	106.1(2)
C(23)-C(22)-H(22)	127.0
N(4)-C(22)-H(22)	127.0
C(36)-C(37)-H(37A)	109.5
C(36)-C(37)-H(37B)	109.5
H(37A)-C(37)-H(37B)	109.5
C(36)-C(37)-H(37C)	109.5
H(37A)-C(37)-H(37C)	109.5
H(37B)-C(37)-H(37C)	109.5
C(28)-C(29)-C(24)	117.4(3)
C(28)-C(29)-C(33)	120.5(2)
C(24)-C(29)-C(33)	122.2(2)
C(8)-C(7)-C(6)	120.3(3)
C(8)-C(7)-H(7)	119.9
C(6)-C(7)-H(7)	119.9
C(27)-C(28)-C(29)	120.8(3)
C(27)-C(28)-H(28)	119.6
C(29)-C(28)-H(28)	119.6
N(5)-C(21)-N(4)	104.0(2)
N(5)-C(21)-V(1)	137.87(18)
N(4)-C(21)-V(1)	118.09(17)
C(26)-C(27)-C(28)	120.5(3)
C(26)-C(27)-H(27)	119.8
C(28)-C(27)-H(27)	119.8
C(25)-C(24)-C(29)	123.1(2)
C(25)-C(24)-N(5)	119.1(2)
C(29)-C(24)-N(5)	117.8(2)
C(9)-C(10)-C(11)	111.1(3)
C(9)-C(10)-C(12)	111.0(3)
C(11)-C(10)-C(12)	111.7(3)
C(9)-C(10)-H(10)	107.6
C(11)-C(10)-H(10)	107.6
C(12)-C(10)-H(10)	107.6
C(22)-C(23)-N(5)	107.3(2)

Electronic Supplementary Information for Dalton Transactions
This journal is © The Royal Society of Chemistry 2005

C(22)-C(23)-H(23)	126.4
N(5)-C(23)-H(23)	126.4
N(3)-C(16)-C(17)	122.9(2)
N(3)-C(16)-N(2)	111.4(2)
C(17)-C(16)-N(2)	125.7(2)
C(4)-C(5)-C(6)	116.8(3)
C(4)-C(5)-C(13)	122.9(2)
C(6)-C(5)-C(13)	120.3(2)
C(38)-C(39)-H(39A)	109.5
C(38)-C(39)-H(39B)	109.5
H(39A)-C(39)-H(39B)	109.5
C(38)-C(39)-H(39C)	109.5
H(39A)-C(39)-H(39C)	109.5
H(39B)-C(39)-H(39C)	109.5
C(25)-C(30)-C(32)	111.0(3)
C(25)-C(30)-C(31)	110.8(3)
C(32)-C(30)-C(31)	110.7(3)
C(25)-C(30)-H(30)	108.1
C(32)-C(30)-H(30)	108.1
C(31)-C(30)-H(30)	108.1
C(4)-C(9)-C(8)	116.7(3)
C(4)-C(9)-C(10)	122.5(2)
C(8)-C(9)-C(10)	120.8(3)
C(19)-C(18)-C(17)	122.5(2)
C(19)-C(18)-H(18)	118.8
C(17)-C(18)-H(18)	118.8
C(10)-C(12)-H(12A)	109.5
C(10)-C(12)-H(12B)	109.5
H(12A)-C(12)-H(12B)	109.5
C(10)-C(12)-H(12C)	109.5
H(12A)-C(12)-H(12C)	109.5
H(12B)-C(12)-H(12C)	109.5
C(13)-C(15)-H(15A)	109.5
C(13)-C(15)-H(15B)	109.5
H(15A)-C(15)-H(15B)	109.5

Electronic Supplementary Information for Dalton Transactions
This journal is © The Royal Society of Chemistry 2005

C(13)-C(15)-H(15C)	109.5
H(15A)-C(15)-H(15C)	109.5
H(15B)-C(15)-H(15C)	109.5
C(18)-C(19)-C(20)	116.2(2)
C(18)-C(19)-H(19)	121.9
C(20)-C(19)-H(19)	121.9
N(3)-C(20)-C(19)	122.5(2)
N(3)-C(20)-N(4)	111.5(2)
C(19)-C(20)-N(4)	126.0(2)
C(30)-C(32)-H(32A)	109.5
C(30)-C(32)-H(32B)	109.5
H(32A)-C(32)-H(32B)	109.5
C(30)-C(32)-H(32C)	109.5
H(32A)-C(32)-H(32C)	109.5
H(32B)-C(32)-H(32C)	109.5
N(1)-C(1)-N(2)	104.1(2)
N(1)-C(1)-V(1)	138.13(18)
N(2)-C(1)-V(1)	117.77(17)
C(10)-C(11)-H(11A)	109.5
C(10)-C(11)-H(11B)	109.5
H(11A)-C(11)-H(11B)	109.5
C(10)-C(11)-H(11C)	109.5
H(11A)-C(11)-H(11C)	109.5
H(11B)-C(11)-H(11C)	109.5
C(30)-C(31)-H(31A)	109.5
C(30)-C(31)-H(31B)	109.5
H(31A)-C(31)-H(31B)	109.5
C(30)-C(31)-H(31C)	109.5
H(31A)-C(31)-H(31C)	109.5
H(31B)-C(31)-H(31C)	109.5
C(29)-C(33)-C(34)	110.2(2)
C(29)-C(33)-C(35)	111.6(2)
C(34)-C(33)-C(35)	111.2(2)
C(29)-C(33)-H(33)	107.9
C(34)-C(33)-H(33)	107.9

Electronic Supplementary Information for Dalton Transactions
This journal is © The Royal Society of Chemistry 2005

C(35)-C(33)-H(33)	107.9
C(5)-C(13)-C(14)	110.2(3)
C(5)-C(13)-C(15)	113.0(3)
C(14)-C(13)-C(15)	110.4(3)
C(5)-C(13)-H(13)	107.7
C(14)-C(13)-H(13)	107.7
C(15)-C(13)-H(13)	107.7
C(9)-C(4)-C(5)	123.5(2)
C(9)-C(4)-N(1)	117.9(2)
C(5)-C(4)-N(1)	118.6(2)
C(2)-C(3)-N(1)	107.2(2)
C(2)-C(3)-H(3)	126.4
N(1)-C(3)-H(3)	126.4
C(33)-C(35)-H(35A)	109.5
C(33)-C(35)-H(35B)	109.5
H(35A)-C(35)-H(35B)	109.5
C(33)-C(35)-H(35C)	109.5
H(35A)-C(35)-H(35C)	109.5
H(35B)-C(35)-H(35C)	109.5
C(40)-C(41)-H(41A)	109.5
C(40)-C(41)-H(41B)	109.5
H(41A)-C(41)-H(41B)	109.5
C(40)-C(41)-H(41C)	109.5
H(41A)-C(41)-H(41C)	109.5
H(41B)-C(41)-H(41C)	109.5
C(13)-C(14)-H(14A)	109.5
C(13)-C(14)-H(14B)	109.5
H(14A)-C(14)-H(14B)	109.5
C(13)-C(14)-H(14C)	109.5
H(14A)-C(14)-H(14C)	109.5
H(14B)-C(14)-H(14C)	109.5
F(4)-B(1)-F(1)	109.4(3)
F(4)-B(1)-F(2)	111.5(3)
F(1)-B(1)-F(2)	108.9(3)
F(4)-B(1)-F(3)	108.9(3)

Electronic Supplementary Information for Dalton Transactions
This journal is © The Royal Society of Chemistry 2005

F(1)-B(1)-F(3)	109.6(2)
F(2)-B(1)-F(3)	108.4(3)
F(7)-B(2)-F(6)	110.0(3)
F(7)-B(2)-F(5)	112.3(3)
F(6)-B(2)-F(5)	107.8(3)
F(7)-B(2)-F(8)	110.1(3)
F(6)-B(2)-F(8)	105.8(3)
F(5)-B(2)-F(8)	110.6(3)

Symmetry transformations used to generate equivalent atoms:

Table 4. Anisotropic displacement parameters ($\approx 2 \times 10^3$) for 7. The anisotropic displacement factor exponent takes the form: $-2\pi^2 [h^2 a^{*2} U^{11} + \dots + 2 h k a^* b^* U^{12}]$

	U^{11}	U^{22}	U^{33}	U^{23}	U^{13}	U^{12}
V(1)	20(1)	20(1)	18(1)	1(1)	2(1)	1(1)
F(4)	92(2)	123(2)	32(1)	-4(1)	18(1)	1(2)
F(3)	32(1)	39(1)	67(1)	-9(1)	9(1)	-10(1)
F(8)	112(2)	64(2)	51(1)	-6(1)	-31(1)	14(1)
O(1)	26(1)	31(1)	32(1)	1(1)	1(1)	5(1)
F(2)	43(1)	34(1)	106(2)	-7(1)	16(1)	-11(1)
F(1)	46(1)	44(1)	55(1)	11(1)	-3(1)	-1(1)
N(4)	21(1)	25(1)	20(1)	0(1)	4(1)	-1(1)
N(7)	32(1)	26(1)	19(1)	0(1)	4(1)	-2(1)
C(36)	26(1)	26(1)	27(1)	-2(1)	5(1)	-2(1)
C(38)	37(2)	29(1)	23(1)	0(1)	2(1)	-1(1)
N(5)	24(1)	21(1)	21(1)	0(1)	5(1)	-1(1)
F(5)	115(2)	39(1)	85(2)	-6(1)	-28(2)	22(1)
N(2)	24(1)	20(1)	24(1)	-1(1)	1(1)	2(1)
F(7)	64(2)	91(2)	110(2)	36(2)	-33(2)	-36(1)
N(6)	23(1)	23(1)	23(1)	0(1)	3(1)	-2(1)
C(25)	29(1)	24(1)	32(2)	-2(1)	8(1)	-2(1)
F(6)	76(2)	118(2)	72(2)	13(2)	27(1)	35(2)
C(26)	29(2)	30(2)	43(2)	-4(1)	9(1)	0(1)
C(40)	45(2)	49(2)	38(2)	-5(2)	6(2)	-5(2)
C(8)	25(1)	45(2)	38(2)	2(1)	5(1)	0(1)
N(3)	21(1)	23(1)	19(1)	0(1)	3(1)	0(1)
C(17)	26(1)	28(1)	25(1)	3(1)	4(1)	5(1)
C(2)	31(2)	21(1)	34(2)	-1(1)	1(1)	3(1)
N(1)	24(1)	22(1)	23(1)	-2(1)	1(1)	1(1)
C(6)	35(2)	34(2)	29(2)	1(1)	-5(1)	1(1)
C(34)	48(2)	44(2)	36(2)	-2(1)	12(1)	-11(2)
C(22)	28(1)	26(1)	21(1)	1(1)	3(1)	-5(1)
C(37)	42(2)	48(2)	23(1)	1(1)	11(1)	-8(2)
C(29)	31(1)	20(1)	28(1)	-2(1)	2(1)	-3(1)

Electronic Supplementary Information for Dalton Transactions
This journal is © The Royal Society of Chemistry 2005

C(7)	24(1)	46(2)	41(2)	2(1)	-3(1)	0(1)
C(28)	38(2)	25(1)	33(2)	2(1)	0(1)	2(1)
C(21)	23(1)	24(1)	16(1)	1(1)	5(1)	1(1)
C(27)	29(2)	28(2)	47(2)	-2(1)	-1(1)	5(1)
C(24)	26(1)	18(1)	28(1)	-1(1)	3(1)	-1(1)
C(10)	28(2)	48(2)	28(2)	3(1)	5(1)	-1(1)
C(23)	31(1)	25(1)	23(1)	-1(1)	5(1)	-7(1)
C(16)	21(1)	25(1)	19(1)	0(1)	3(1)	0(1)
C(5)	29(1)	23(1)	27(1)	-4(1)	-1(1)	-1(1)
C(39)	59(2)	52(2)	27(2)	-3(1)	17(1)	1(2)
C(30)	38(2)	30(2)	33(2)	1(1)	15(1)	1(1)
C(9)	27(1)	30(2)	29(1)	0(1)	1(1)	-2(1)
C(18)	21(1)	41(2)	23(1)	7(1)	3(1)	5(1)
C(12)	40(2)	57(2)	34(2)	-6(2)	10(1)	-9(2)
C(15)	54(2)	53(2)	36(2)	12(2)	7(2)	4(2)
C(19)	22(1)	31(2)	20(1)	3(1)	3(1)	-1(1)
C(20)	26(1)	24(1)	16(1)	1(1)	6(1)	0(1)
C(32)	45(2)	38(2)	50(2)	6(2)	26(2)	4(1)
C(1)	22(1)	24(1)	16(1)	0(1)	2(1)	1(1)
N(8)	67(2)	64(2)	59(2)	-15(2)	17(2)	-22(2)
C(11)	56(2)	52(2)	38(2)	11(2)	14(2)	6(2)
C(31)	73(2)	46(2)	35(2)	-7(2)	11(2)	-4(2)
C(33)	38(2)	30(2)	25(1)	2(1)	7(1)	2(1)
C(13)	34(2)	36(2)	25(1)	-3(1)	3(1)	2(1)
C(4)	23(1)	22(1)	26(1)	-3(1)	-1(1)	-1(1)
C(3)	33(2)	19(1)	33(2)	-3(1)	-1(1)	2(1)
C(35)	51(2)	39(2)	28(2)	0(1)	10(1)	-2(2)
C(41)	64(2)	48(2)	58(2)	10(2)	-4(2)	-13(2)
C(14)	78(3)	48(2)	60(2)	-17(2)	31(2)	-3(2)
B(1)	33(2)	30(2)	31(2)	0(1)	8(1)	-4(1)
B(2)	30(2)	32(2)	32(2)	-5(1)	3(1)	-1(1)

Structural Data for 9

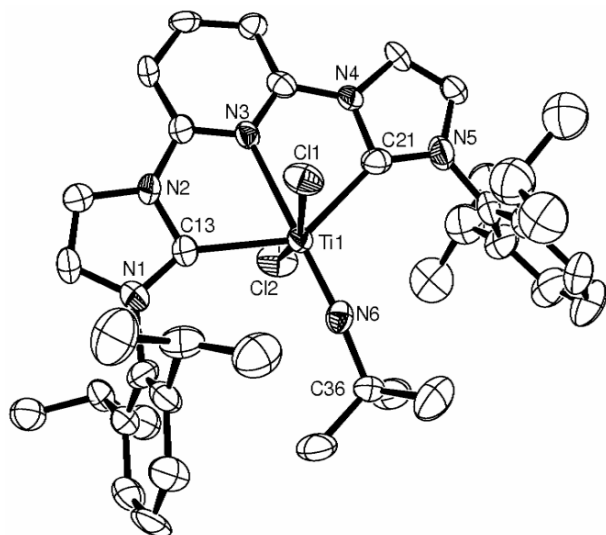


Table 1. Crystal data and structure refinement for 9.

Identification code	05dcp024	
Empirical formula	C ₃₉ H ₄₉ Cl ₂ N ₆ O ₀ Ti	
Formula weight	720.64	
Temperature	120(2) K	
Wavelength	0.71073 Å	
Crystal system	Orthorhombic	
Space group	P212121	
Unit cell dimensions	a = 10.802(9) Å	α = 90°.
	b = 13.630(13) Å	β = 90°.
	c = 32.45(2) Å	γ = 90°.
Volume	4778(7) Å ³	
Z	4	
Density (calculated)	1.002 Mg/m ³	
Absorption coefficient	0.319 mm ⁻¹	
F(000)	1524	
Crystal size	0.20 x 0.16 x 0.04 mm ³	
Theta range for data collection	2.92 to 27.49°.	

Electronic Supplementary Information for Dalton Transactions
This journal is © The Royal Society of Chemistry 2005

Index ranges	-13<=h<=14, -17<=k<=17, -41<=l<=41
Reflections collected	33304
Independent reflections	10871 [R(int) = 0.1118]
Completeness to theta = 27.49°	99.4 %
Absorption correction	Semi-empirical from equivalents
Max. and min. transmission	0.9873 and 0.9389
Refinement method	Full-matrix least-squares on F ²
Data / restraints / parameters	10871 / 122 / 477
Goodness-of-fit on F ²	0.973
Final R indices [I>2sigma(I)]	R1 = 0.0944, wR2 = 0.1944
R indices (all data)	R1 = 0.1728, wR2 = 0.2221
Absolute structure parameter	0.15(5)
Largest diff. peak and hole	0.414 and -0.310 e.Å ⁻³

Table 2. Atomic coordinates ($\times 10^4$) and equivalent isotropic displacement parameters ($\text{\AA}^2 \times 10^3$) for **9**. $U(\text{eq})$ is defined as one third of the trace of the orthogonalized U^{ij} tensor.

	x	y	z	U(eq)
Ti(1)	7673(1)	8761(1)	8237(1)	27(1)
Cl(2)	6297(2)	7430(1)	8059(1)	49(1)
Cl(1)	9266(1)	10018(1)	8186(1)	43(1)
C(7)	3174(6)	9585(5)	7781(2)	39(2)
N(4)	9676(4)	7295(3)	7885(1)	28(1)
N(3)	8391(4)	8399(3)	7576(1)	28(1)
N(5)	9828(5)	7008(4)	8530(2)	40(1)
N(2)	6983(4)	9540(4)	7364(1)	35(1)
C(3)	2894(6)	10738(5)	8377(2)	50(2)
C(19)	9629(5)	7433(4)	7125(2)	31(1)
C(2)	3657(6)	10326(4)	8077(2)	39(2)
C(22)	10564(5)	6554(4)	7926(2)	35(2)
C(9)	2657(7)	8682(5)	8005(2)	55(2)
C(6)	5349(5)	11423(5)	8324(2)	42(2)
N(1)	5692(5)	10338(3)	7729(1)	38(1)
C(5)	4550(6)	11794(5)	8615(2)	49(2)
C(36)	6377(5)	8899(4)	9099(2)	38(2)
C(8)	2196(6)	10049(5)	7499(2)	51(2)
N(6)	7102(4)	8931(3)	8712(1)	34(1)
C(14)	5507(6)	10630(5)	7321(2)	46(2)
C(1)	4878(6)	10701(5)	8062(2)	38(2)
C(12)	7353(8)	11872(6)	8678(2)	70(2)
C(17)	8233(5)	8615(5)	6852(2)	39(2)
C(4)	3321(6)	11442(5)	8650(2)	53(2)
C(20)	9239(5)	7721(4)	7515(2)	31(1)
C(23)	10665(5)	6386(5)	8326(2)	41(2)
C(24)	9533(6)	6925(5)	8962(2)	46(2)
C(10)	6620(6)	11834(5)	8280(2)	46(2)
C(16)	7897(5)	8842(5)	7254(2)	34(1)
C(13)	6580(5)	9656(4)	7767(2)	34(1)

Electronic Supplementary Information for Dalton Transactions
This journal is © The Royal Society of Chemistry 2005

C(25)	8820(7)	6136(5)	9097(2)	52(2)
C(21)	9182(5)	7587(4)	8266(2)	35(1)
C(33A)	10892(7)	8480(6)	9087(3)	77(2)
C(35A)	12157(13)	7895(14)	9091(6)	78(3)
C(34A)	11090(20)	9302(12)	9396(5)	85(4)
C(33B)	10892(7)	8480(6)	9087(3)	77(2)
C(35B)	12209(10)	8696(13)	9226(4)	78(3)
C(34B)	10255(16)	9468(9)	9226(5)	85(4)
C(28)	9873(8)	7416(8)	9658(2)	86(3)
C(15)	6326(6)	10153(5)	7093(2)	49(2)
C(27)	9186(9)	6624(7)	9782(2)	80(3)
C(29)	10090(6)	7616(6)	9240(2)	56(2)
C(26)	8667(8)	6018(6)	9508(2)	69(2)
C(30A)	8280(7)	5398(6)	8790(3)	71(2)
C(31A)	6868(12)	5260(40)	8807(11)	93(4)
C(32A)	8780(20)	4382(9)	8687(9)	68(3)
C(30B)	8280(7)	5398(6)	8790(3)	71(2)
C(31B)	6902(11)	5280(40)	8893(9)	93(4)
C(32B)	9031(15)	4446(10)	8881(8)	68(3)
C(11)	6562(8)	12810(6)	8051(2)	79(3)
C(18)	9083(5)	7905(5)	6796(2)	37(2)
C(37A)	5277(8)	9602(7)	9080(3)	53(2)
C(39A)	5938(9)	7828(6)	9162(3)	56(3)
C(38A)	7215(10)	9186(9)	9465(2)	67(3)
C(37B)	5029(11)	8790(20)	8950(6)	53(2)
C(39B)	7000(20)	8192(17)	9406(6)	56(3)
C(38B)	6530(30)	9865(13)	9336(7)	67(3)

Table 3. Bond lengths [Å] and angles [°] for **9**

Ti(1)-N(6)	1.677(5)	C(6)-C(5)	1.376(8)
Ti(1)-C(13)	2.281(6)	C(6)-C(1)	1.397(8)
Ti(1)-C(21)	2.286(6)	C(6)-C(10)	1.490(8)
Ti(1)-N(3)	2.332(5)	N(1)-C(13)	1.342(7)
Ti(1)-Cl(2)	2.415(2)	N(1)-C(14)	1.396(7)
Ti(1)-Cl(1)	2.433(2)	N(1)-C(1)	1.477(7)
C(7)-C(2)	1.486(9)	C(5)-C(4)	1.416(9)
C(7)-C(9)	1.535(9)	C(5)-H(5)	0.9500
C(7)-C(8)	1.536(8)	C(36)-N(6)	1.481(7)
C(7)-H(7)	1.0000	C(36)-C(37A)	1.528(7)
N(4)-C(22)	1.398(7)	C(36)-C(38B)	1.534(10)
N(4)-C(21)	1.406(7)	C(36)-C(39B)	1.540(10)
N(4)-C(20)	1.416(7)	C(36)-C(37B)	1.541(10)
N(3)-C(20)	1.316(7)	C(36)-C(38A)	1.543(8)
N(3)-C(16)	1.320(7)	C(36)-C(39A)	1.547(8)
N(5)-C(21)	1.356(7)	C(8)-H(8A)	0.9800
N(5)-C(23)	1.403(7)	C(8)-H(8B)	0.9800
N(5)-C(24)	1.444(8)	C(8)-H(8C)	0.9800
N(2)-C(13)	1.389(7)	C(14)-C(15)	1.324(9)
N(2)-C(15)	1.405(7)	C(14)-H(14)	0.9500
N(2)-C(16)	1.416(7)	C(12)-C(10)	1.516(10)
C(3)-C(4)	1.385(9)	C(12)-H(12A)	0.9800
C(3)-C(2)	1.394(9)	C(12)-H(12B)	0.9800
C(3)-H(3)	0.9500	C(12)-H(12C)	0.9800
C(19)-C(18)	1.379(8)	C(17)-C(18)	1.347(8)
C(19)-C(20)	1.390(7)	C(17)-C(16)	1.388(8)
C(19)-H(19)	0.9500	C(17)-H(17)	0.9500
C(2)-C(1)	1.416(9)	C(4)-H(4)	0.9500
C(22)-C(23)	1.323(7)	C(23)-H(23)	0.9500
C(22)-H(22)	0.9500	C(24)-C(25)	1.394(9)
C(9)-H(9A)	0.9800	C(24)-C(29)	1.435(10)
C(9)-H(9B)	0.9800	C(10)-C(11)	1.525(9)
C(9)-H(9C)	0.9800	C(10)-H(10)	1.0000

Electronic Supplementary Information for Dalton Transactions
This journal is © The Royal Society of Chemistry 2005

C(25)-C(26)	1.355(9)	C(32A)-H(32A)	0.9800
C(25)-C(30A)	1.530(10)	C(32A)-H(32B)	0.9800
C(33A)-C(34A)	1.520(9)	C(32A)-H(32C)	0.9800
C(33A)-C(29)	1.544(11)	C(31B)-H(31D)	0.9800
C(33A)-C(35A)	1.581(9)	C(31B)-H(31E)	0.9800
C(33A)-H(33A)	1.0000	C(31B)-H(31F)	0.9800
C(35A)-H(35A)	0.9800	C(32B)-H(32D)	0.9800
C(35A)-H(35B)	0.9800	C(32B)-H(32E)	0.9800
C(35A)-H(35C)	0.9800	C(32B)-H(32F)	0.9800
C(34A)-H(34A)	0.9800	C(11)-H(11A)	0.9800
C(34A)-H(34B)	0.9800	C(11)-H(11B)	0.9800
C(34A)-H(34C)	0.9800	C(11)-H(11C)	0.9800
C(35B)-H(35D)	0.9800	C(18)-H(18)	0.9500
C(35B)-H(35E)	0.9800	C(37A)-H(37A)	0.9800
C(35B)-H(35F)	0.9800	C(37A)-H(37B)	0.9800
C(34B)-H(34D)	0.9800	C(37A)-H(37C)	0.9800
C(34B)-H(34E)	0.9800	C(39A)-H(39A)	0.9800
C(34B)-H(34F)	0.9800	C(39A)-H(39B)	0.9800
C(28)-C(27)	1.370(12)	C(39A)-H(39C)	0.9800
C(28)-C(29)	1.404(9)	C(38A)-H(38A)	0.9800
C(28)-H(28)	0.9500	C(38A)-H(38B)	0.9800
C(15)-H(15)	0.9500	C(38A)-H(38C)	0.9800
C(27)-C(26)	1.336(11)	C(37B)-H(37D)	0.9800
C(27)-H(27)	0.9500	C(37B)-H(37E)	0.9800
C(26)-H(26)	0.9500	C(37B)-H(37F)	0.9800
C(30A)-C(32A)	1.523(9)	C(39B)-H(39D)	0.9800
C(30A)-C(31A)	1.538(10)	C(39B)-H(39E)	0.9800
C(30A)-H(30A)	1.0000	C(39B)-H(39F)	0.9800
C(31A)-H(31A)	0.9800	C(38B)-H(38D)	0.9800
C(31A)-H(31B)	0.9800	C(38B)-H(38E)	0.9800
C(31A)-H(31C)	0.9800	C(38B)-H(38F)	0.9800
N(6)-Ti(1)-C(13)	110.5(2)	N(6)-Ti(1)-N(3)	175.3(2)
N(6)-Ti(1)-C(21)	108.7(2)	C(13)-Ti(1)-N(3)	70.82(19)
C(13)-Ti(1)-C(21)	140.5(2)	C(21)-Ti(1)-N(3)	69.77(18)

Electronic Supplementary Information for Dalton Transactions
This journal is © The Royal Society of Chemistry 2005

N(6)-Ti(1)-Cl(2)	95.56(17)	C(1)-C(2)-C(7)	123.3(6)
C(13)-Ti(1)-Cl(2)	85.62(17)	C(23)-C(22)-N(4)	106.0(5)
C(21)-Ti(1)-Cl(2)	85.59(17)	C(23)-C(22)-H(22)	127.0
N(3)-Ti(1)-Cl(2)	79.99(12)	N(4)-C(22)-H(22)	127.0
N(6)-Ti(1)-Cl(1)	102.99(17)	C(7)-C(9)-H(9A)	109.5
C(13)-Ti(1)-Cl(1)	86.82(17)	C(7)-C(9)-H(9B)	109.5
C(21)-Ti(1)-Cl(1)	89.53(16)	H(9A)-C(9)-H(9B)	109.5
N(3)-Ti(1)-Cl(1)	81.49(12)	C(7)-C(9)-H(9C)	109.5
Cl(2)-Ti(1)-Cl(1)	161.42(7)	H(9A)-C(9)-H(9C)	109.5
C(2)-C(7)-C(9)	111.5(5)	H(9B)-C(9)-H(9C)	109.5
C(2)-C(7)-C(8)	110.3(5)	C(5)-C(6)-C(1)	116.7(6)
C(9)-C(7)-C(8)	111.2(6)	C(5)-C(6)-C(10)	120.4(6)
C(2)-C(7)-H(7)	107.9	C(1)-C(6)-C(10)	122.8(6)
C(9)-C(7)-H(7)	107.9	C(13)-N(1)-C(14)	112.8(5)
C(8)-C(7)-H(7)	107.9	C(13)-N(1)-C(1)	126.1(5)
C(22)-N(4)-C(21)	112.4(5)	C(14)-N(1)-C(1)	120.8(5)
C(22)-N(4)-C(20)	127.4(5)	C(6)-C(5)-C(4)	121.2(6)
C(21)-N(4)-C(20)	120.2(5)	C(6)-C(5)-H(5)	119.4
C(20)-N(3)-C(16)	118.9(5)	C(4)-C(5)-H(5)	119.4
C(20)-N(3)-Ti(1)	121.2(4)	N(6)-C(36)-C(37A)	110.9(5)
C(16)-N(3)-Ti(1)	119.8(4)	N(6)-C(36)-C(38B)	110.0(11)
C(21)-N(5)-C(23)	112.8(5)	C(37A)-C(36)-C(38B)	64.4(12)
C(21)-N(5)-C(24)	123.0(5)	N(6)-C(36)-C(39B)	109.6(10)
C(23)-N(5)-C(24)	123.5(5)	C(37A)-C(36)-C(39B)	139.4(11)
C(13)-N(2)-C(15)	111.3(5)	C(38B)-C(36)-C(39B)	99.5(15)
C(13)-N(2)-C(16)	122.2(5)	N(6)-C(36)-C(37B)	103.7(9)
C(15)-N(2)-C(16)	126.4(5)	C(37A)-C(36)-C(37B)	46.8(10)
C(4)-C(3)-C(2)	121.9(7)	C(38B)-C(36)-C(37B)	110.3(16)
C(4)-C(3)-H(3)	119.0	C(39B)-C(36)-C(37B)	123.6(15)
C(2)-C(3)-H(3)	119.0	N(6)-C(36)-C(38A)	109.6(6)
C(18)-C(19)-C(20)	116.2(5)	C(37A)-C(36)-C(38A)	109.2(7)
C(18)-C(19)-H(19)	121.9	C(38B)-C(36)-C(38A)	48.1(11)
C(20)-C(19)-H(19)	121.9	C(39B)-C(36)-C(38A)	53.5(11)
C(3)-C(2)-C(1)	115.5(6)	C(37B)-C(36)-C(38A)	145.1(10)
C(3)-C(2)-C(7)	121.1(6)	N(6)-C(36)-C(39A)	107.5(5)

Electronic Supplementary Information for Dalton Transactions
This journal is © The Royal Society of Chemistry 2005

C(37A)-C(36)-C(39A)	111.0(6)	N(5)-C(23)-H(23)	126.2
C(38B)-C(36)-C(39A)	141.0(11)	C(25)-C(24)-C(29)	122.8(6)
C(39B)-C(36)-C(39A)	57.3(11)	C(25)-C(24)-N(5)	119.2(6)
C(37B)-C(36)-C(39A)	70.0(11)	C(29)-C(24)-N(5)	117.8(6)
C(38A)-C(36)-C(39A)	108.5(7)	C(6)-C(10)-C(12)	114.4(6)
C(7)-C(8)-H(8A)	109.5	C(6)-C(10)-C(11)	109.7(6)
C(7)-C(8)-H(8B)	109.5	C(12)-C(10)-C(11)	114.0(6)
H(8A)-C(8)-H(8B)	109.5	C(6)-C(10)-H(10)	106.0
C(7)-C(8)-H(8C)	109.5	C(12)-C(10)-H(10)	106.0
H(8A)-C(8)-H(8C)	109.5	C(11)-C(10)-H(10)	106.0
H(8B)-C(8)-H(8C)	109.5	N(3)-C(16)-C(17)	122.5(5)
C(36)-N(6)-Ti(1)	166.1(4)	N(3)-C(16)-N(2)	112.9(5)
C(15)-C(14)-N(1)	107.1(6)	C(17)-C(16)-N(2)	124.6(5)
C(15)-C(14)-H(14)	126.4	N(1)-C(13)-N(2)	102.4(5)
N(1)-C(14)-H(14)	126.4	N(1)-C(13)-Ti(1)	143.4(4)
C(6)-C(1)-C(2)	124.9(6)	N(2)-C(13)-Ti(1)	114.0(4)
C(6)-C(1)-N(1)	117.7(6)	C(26)-C(25)-C(24)	117.9(7)
C(2)-C(1)-N(1)	117.3(5)	C(26)-C(25)-C(30A)	121.1(7)
C(10)-C(12)-H(12A)	109.5	C(24)-C(25)-C(30A)	120.9(6)
C(10)-C(12)-H(12B)	109.5	N(5)-C(21)-N(4)	101.2(5)
H(12A)-C(12)-H(12B)	109.5	N(5)-C(21)-Ti(1)	143.2(4)
C(10)-C(12)-H(12C)	109.5	N(4)-C(21)-Ti(1)	115.6(4)
H(12A)-C(12)-H(12C)	109.5	C(34A)-C(33A)-C(29)	115.5(10)
H(12B)-C(12)-H(12C)	109.5	C(34A)-C(33A)-C(35A)	104.2(12)
C(18)-C(17)-C(16)	117.6(5)	C(29)-C(33A)-C(35A)	95.6(9)
C(18)-C(17)-H(17)	121.2	C(34A)-C(33A)-H(33A)	113.3
C(16)-C(17)-H(17)	121.2	C(29)-C(33A)-H(33A)	113.3
C(3)-C(4)-C(5)	119.7(6)	C(35A)-C(33A)-H(33A)	113.3
C(3)-C(4)-H(4)	120.1	H(35D)-C(35B)-H(35E)	109.5
C(5)-C(4)-H(4)	120.1	H(35D)-C(35B)-H(35F)	109.5
N(3)-C(20)-C(19)	123.2(5)	H(35E)-C(35B)-H(35F)	109.5
N(3)-C(20)-N(4)	113.2(5)	H(34D)-C(34B)-H(34E)	109.5
C(19)-C(20)-N(4)	123.6(5)	H(34D)-C(34B)-H(34F)	109.5
C(22)-C(23)-N(5)	107.7(5)	H(34E)-C(34B)-H(34F)	109.5
C(22)-C(23)-H(23)	126.2	C(27)-C(28)-C(29)	121.7(9)

Electronic Supplementary Information for Dalton Transactions
This journal is © The Royal Society of Chemistry 2005

C(27)-C(28)-H(28)	119.1	C(36)-C(38A)-H(38A)	109.5
C(29)-C(28)-H(28)	119.1	C(36)-C(38A)-H(38B)	109.5
C(14)-C(15)-N(2)	106.3(6)	C(36)-C(38A)-H(38C)	109.5
C(14)-C(15)-H(15)	126.9	C(36)-C(37B)-H(37D)	109.5
N(2)-C(15)-H(15)	126.9	C(36)-C(37B)-H(37E)	109.5
C(26)-C(27)-C(28)	121.3(7)	C(36)-C(37B)-H(37F)	109.5
C(26)-C(27)-H(27)	119.3	C(36)-C(39B)-H(39D)	109.5
C(28)-C(27)-H(27)	119.3	C(36)-C(39B)-H(39E)	109.5
C(28)-C(29)-C(24)	114.2(8)	C(36)-C(39B)-H(39F)	109.5
C(28)-C(29)-C(33A)	123.5(8)	C(36)-C(38B)-H(38D)	109.5
C(24)-C(29)-C(33A)	122.3(6)	C(36)-C(38B)-H(38E)	109.5
C(27)-C(26)-C(25)	122.0(8)	C(36)-C(38B)-H(38F)	109.5
C(27)-C(26)-H(26)	119.0		
C(25)-C(26)-H(26)	119.0		
C(32A)-C(30A)-C(25)	127.3(13)		
C(32A)-C(30A)-C(31A)	104(3)		
C(25)-C(30A)-C(31A)	116(2)		
C(32A)-C(30A)-H(30A)	101.8		
C(25)-C(30A)-H(30A)	101.8		
C(31A)-C(30A)-H(30A)	101.8		
C(10)-C(11)-H(11A)	109.5		
C(10)-C(11)-H(11B)	109.5		
H(11A)-C(11)-H(11B)	109.5		
C(10)-C(11)-H(11C)	109.5		
H(11A)-C(11)-H(11C)	109.5		
H(11B)-C(11)-H(11C)	109.5		
C(17)-C(18)-C(19)	121.6(5)		
C(17)-C(18)-H(18)	119.2		
C(19)-C(18)-H(18)	119.2		
C(36)-C(37A)-H(37A)	109.5		
C(36)-C(37A)-H(37B)	109.5		
C(36)-C(37A)-H(37C)	109.5		
C(36)-C(39A)-H(39A)	109.5		
C(36)-C(39A)-H(39B)	109.5		
C(36)-C(39A)-H(39C)	109.5		

Electronic Supplementary Information for Dalton Transactions
This journal is © The Royal Society of Chemistry 2005

Symmetry transformations used to generate equivalent atoms:

Table 4. Anisotropic displacement parameters ($\text{\AA}^2 \times 10^3$) for **9**. The anisotropic displacement factor exponent takes the form: $-2\pi^2 [h^2 a^* U^{11} + \dots + 2 h k a^* b^* U^{12}]$

	U ¹¹	U ²²	U ³³	U ²³	U ¹³	U ¹²
Ti(1)	23(1)	29(1)	29(1)	1(1)	0(1)	0(1)
Cl(2)	39(1)	45(1)	64(1)	-15(1)	6(1)	-17(1)
Cl(1)	31(1)	38(1)	60(1)	-1(1)	9(1)	-6(1)
C(7)	30(4)	45(4)	43(4)	3(3)	-6(3)	6(3)
N(4)	19(3)	33(3)	31(3)	2(2)	0(2)	-1(2)
N(3)	24(3)	32(3)	27(2)	-3(2)	-5(2)	2(2)
N(5)	40(3)	41(3)	40(3)	2(3)	-8(2)	11(3)
N(2)	35(3)	41(3)	30(3)	14(2)	-1(2)	6(3)
C(3)	27(4)	71(5)	51(4)	-4(4)	-8(3)	10(3)
C(19)	34(4)	30(3)	28(3)	-8(3)	3(3)	2(3)
C(2)	39(4)	39(4)	38(3)	5(3)	5(3)	13(3)
C(22)	23(3)	37(3)	45(4)	1(3)	-5(3)	10(3)
C(9)	51(4)	58(4)	56(4)	-3(4)	1(4)	5(4)
C(6)	29(3)	51(4)	44(4)	-6(3)	-3(3)	14(3)
N(1)	34(3)	38(3)	40(3)	0(2)	0(2)	11(3)
C(5)	38(4)	55(4)	54(4)	-15(4)	0(3)	2(4)
C(36)	37(4)	43(4)	34(3)	-2(3)	8(3)	11(3)
C(8)	48(4)	54(4)	50(4)	-7(4)	3(3)	5(4)
N(6)	36(3)	33(3)	32(2)	5(2)	-3(2)	-3(2)
C(14)	41(4)	55(4)	41(4)	18(3)	-6(3)	13(4)
C(1)	50(4)	35(3)	29(3)	3(3)	11(3)	6(3)
C(12)	66(6)	79(6)	66(5)	1(4)	10(5)	-13(5)
C(17)	30(3)	54(4)	34(3)	15(3)	-5(3)	10(3)
C(4)	39(4)	54(5)	64(4)	-21(4)	3(3)	27(4)
C(20)	23(3)	26(3)	45(4)	5(3)	5(3)	-3(3)
C(23)	30(3)	47(4)	45(4)	13(3)	3(3)	14(3)
C(24)	38(4)	62(5)	39(4)	3(4)	-11(3)	18(4)
C(10)	45(4)	42(4)	52(4)	-7(3)	17(4)	-10(3)
C(16)	28(3)	45(4)	28(3)	3(3)	-3(3)	1(3)
C(13)	30(4)	41(4)	30(3)	2(3)	-5(3)	3(3)

Electronic Supplementary Information for Dalton Transactions
This journal is © The Royal Society of Chemistry 2005

C(25)	76(5)	35(4)	46(4)	18(3)	13(4)	19(4)
C(21)	27(3)	45(4)	33(3)	-5(3)	4(3)	-5(3)
C(33A)	77(2)	77(2)	77(2)	0(1)	0(1)	-1(1)
C(35A)	78(4)	78(4)	78(3)	0(1)	0(1)	0(1)
C(34A)	85(4)	85(4)	85(4)	0(1)	0(1)	0(1)
C(33B)	77(2)	77(2)	77(2)	0(1)	0(1)	-1(1)
C(35B)	78(4)	78(4)	78(3)	0(1)	0(1)	0(1)
C(34B)	85(4)	85(4)	85(4)	0(1)	0(1)	0(1)
C(28)	66(6)	158(10)	35(4)	4(6)	-14(4)	20(7)
C(15)	43(4)	60(5)	42(4)	16(4)	13(3)	16(4)
C(27)	107(8)	89(7)	46(5)	48(5)	10(5)	5(6)
C(29)	33(4)	95(6)	41(4)	-2(4)	-5(3)	9(4)
C(26)	104(7)	54(5)	50(5)	12(4)	12(5)	26(5)
C(30A)	71(2)	71(2)	71(2)	0(1)	1(1)	0(1)
C(31A)	93(4)	93(4)	93(4)	0(1)	0(1)	0(1)
C(32A)	68(4)	68(3)	68(4)	0(1)	0(1)	0(1)
C(30B)	71(2)	71(2)	71(2)	0(1)	1(1)	0(1)
C(31B)	93(4)	93(4)	93(4)	0(1)	0(1)	0(1)
C(32B)	68(4)	68(3)	68(4)	0(1)	0(1)	0(1)
C(11)	99(7)	64(5)	74(5)	13(5)	-2(5)	-14(5)
C(18)	27(3)	57(4)	28(3)	-11(3)	9(3)	-1(3)
C(37A)	53(4)	56(4)	49(4)	7(4)	27(4)	6(4)
C(39A)	63(5)	53(5)	53(5)	5(4)	23(4)	4(4)
C(38A)	78(7)	81(7)	40(5)	-4(5)	-2(5)	-15(5)
C(37B)	53(4)	56(4)	49(4)	7(4)	27(4)	6(4)
C(39B)	63(5)	53(5)	53(5)	5(4)	23(4)	4(4)
C(38B)	78(7)	81(7)	40(5)	-4(5)	-2(5)	-15(5)
