

**Polarimetric Imaging of Large Cavity Structures in the
Pre-transitional Protoplanetary Disk around PDS 70:
Observations of the disk¹**

J. Hashimoto¹, R. Dong², T. Kudo³, M. Honda⁴, M. K. McClure⁵, Z. Zhu², T. Muto⁶,
J. Wisniewski^{7,8}, L. Abe⁹, W. Brandner¹⁰, T. Brandt², J. Carson^{10,11}, S. Egner³,
M. Feldt¹⁰, M. Fukagawa¹², M. Goto¹³, C. A. Grady^{14,15}, O. Guyon³, Y. Hayano³,
M. Hayashi¹, S. Hayashi³, T. Henning¹⁰, K. Hodapp¹⁶, M. Ishii³, M. Iye¹, M. Janson²,
R. Kandori¹, G. Knapp², N. Kusakabe¹, M. Kuzuhara^{17,1}, J. Kwon^{18,1}, T. Matsuo¹⁹,
S. Mayama²⁰, M. W. McElwain¹⁴, S. Miyama²¹, J.-I. Morino¹, A. Moro-Martín^{22,2},
T. Nishimura³, T.-S. Pyo³, G. Serabyn²³, T. Suenaga^{18,1}, H. Suto¹, R. Suzuki¹,
Y. Takahashi^{24,1}, M. Takami²⁵, N. Takato³, H. Terada³, C. Thalmann²⁶, D. Tomono³,
E. L. Turner^{2,27}, M. Watanabe²⁸, T. Yamada²⁹, H. Takami³, T. Usuda³, M. Tamura¹

¹National Astronomical Observatory of Japan, 2-21-1 Osawa, Mitaka, Tokyo 181-8588, Japan;
jun.hashimoto@nao.ac.jp

²Department of Astrophysical Sciences, Princeton University, NJ 08544, USA

³Subaru Telescope, 650 North A'ohoku Place, Hilo, HI 96720, USA

⁴Kanagawa University, 2946 Tsuchiya, Hiratsuka, Kanagawa 259-1293, Japan

⁵Department of Astronomy, The University of Michigan, 500 Church St., 830 Dennison Bldg., Ann Arbor,
MI 48109, USA

⁶Division of Liberal Arts, Kogakuin University, 1-24-2, Nishi-Shinjuku, Shinjuku-ku, Tokyo, 163-8677,
Japan

⁷University of Washington, Seattle, Washington, USA

⁸HL Dodge Department of Physics & Astronomy, University of Oklahoma, Norman, OK 73019, USA

⁹Laboratoire Hippolyte Fizeau, UMR6525, Universite de Nice Sophia-Antipolis, 28, avenue Valrose, 06108
Nice Cedex 02, France

¹⁰Max Planck Institute for Astronomy, Heidelberg, Germany

¹¹Department of Physics and Astronomy, College of Charleston, 58 Coming St., Charleston, SC29424,
USA

¹²Osaka University, 1-1, Machikaneyama, Toyonaka, Osaka 560-0043, Japan

¹³Universitäts-Sternwarte München Scheinerstr. 1, D-81679 Munich, Germany

¹⁴Exoplanets and Stellar Astrophysics Laboratory, Code 667, Goddard Space Flight Center, Greenbelt,
MD 20771 USA

¹⁵Eureka Scientific, 2452 Delmer, Suite 100, Oakland CA 96002, USA

¹⁶University of Hawaii, 640 North A'ohoku Place, Hilo, HI 96720, USA

¹⁷Department of Earth and Planetary Science, University of Tokyo, 7-3-1 Hongo, Tokyo 113-0033, Japan

¹⁸Department of Astronomical Science, Graduate University for Advanced Studies (Sokendai), Tokyo 181-
8588, Japan

¹⁹Department of Astronomy, Kyoto University, Kita-shirakawa-Oiwake-cho, Sakyo-ku, Kyoto 606-8502,
Japan

²⁰The Graduate University for Advanced Studies, Shonan International Village, Hayama-cho, Miura-gun,
Kanagawa 240-0193, Japan

²¹Hiroshima University, 1-3-2, Kagamiyama, Higashi-Hiroshima 739-8511, Japan

²²Department of Astrophysics, CAB - CSIC/INTA, 28850 Torrej'on de Ardoz, Madrid, Spain

²³Jet Propulsion Laboratory, California Institute of Technology, 4800 Oak Grove Drive, Pasadena, CA
91109, USA

ABSTRACT

We present high resolution H -band polarized intensity (PI ; FWHM = $0.''1$: 14 AU) and L' -band imaging data (FWHM = $0.''11$: 15 AU) of the circumstellar disk around the weak-lined T Tauri star PDS 70 in Centaurus at a radial distance of 28 AU ($0.''2$) up to 210 AU ($1.''5$). In both images, a giant inner gap is clearly resolved for the first time, and the radius of the gap is ~ 70 AU. Our data show that the geometric center of the disk shifts by ~ 6 AU toward the minor axis. We confirm that the brown dwarf companion candidate to the north of PDS 70 is a background star based on its proper motion. As a result of SED fitting by Monte Carlo radiative transfer modeling, we infer the existence of an optically thick inner disk at a few AU. Combining our observations and modeling, we classify the disk of PDS 70 as a pre-transitional disk. Furthermore, based on the analysis of L' -band imaging data, we put an upper limit mass of companions at ~ 30 to $\sim 50M_J$ within the gap. Taking account of the presence of the large and sharp gap, we suggest that the gap could be formed by dynamical interactions of sub-stellar companions or multiple unseen giant planets in the gap.

Subject headings: planetary systems — protoplanetary disks — stars: individual (PDS 70) — stars: pre-main sequence — polarization

1. Introduction

Protoplanetary disks are believed to be the birthplaces of planets (e.g., Hayashi, Nakazawa, & Nakagawa 1985); hence, understanding the evolution of these disks guides our understanding of the process of planet formation. Disks which have substantial infrared excesses but reduced fluxes

²⁴Department of Astronomy, University of Tokyo, Tokyo, Japan

²⁵Institute of Astronomy and Astrophysics, Academia Sinica, P.O. Box 23-141, Taipei 10617, Taiwan

²⁶Anton Pannekoek Astronomical Institute, University of Amsterdam, Amsterdam, The Netherlands

²⁷Kavli Institute for the Physics and Mathematics of the Universe, The University of Tokyo, Kashiwa 227-8568, Japan

²⁸Department of CosmoSciences, Hokkaido University, Sapporo 060-0810, Japan

²⁹Astronomical Institute, Tohoku University, Aoba, Sendai 980-8578, Japan

¹Based on data collected at the Subaru Telescope, which is operated by the National Astronomical Observatory of Japan.

at wavelengths $\lesssim 20 \mu\text{m}$, i.e., transitional disks (Strom et al. 1989), could be related to the early phases of planet formation (see a recent review of Williams & Cieza 2011) and are therefore particularly important for understanding how, where, and when planets form. For many transitional disks, partial inner holes or partial gaps have been directly resolved by interferometry at (sub)millimeter wavelengths (e.g., Piétu et al. 2006; Andrews et al. 2011) and imaging at near-infrared wavelengths (Fukagawa et al. 2006; Thalmann et al. 2010; Hashimoto et al. 2011). Numerous mechanisms have been proposed to explain the clearing of gaps in transitional disks, including grain growth (e.g., Dullemond & Dominik 2005), photoevaporation (e.g., Clarke, Gendrin, & Sotomayor 2001), and gravitational interactions with orbiting planets (e.g., Papaloizou et al. 2007; Zhu et al. 2011). Two possible methods to distinguish the disk-planet interactions from other aforementioned proposed gap-clearing mechanisms could be the detection of (1) a planetary companion in the inner hole/gap region (e.g., Kraus & Ireland 2012) or (2) a ring-like gap between optically thick inner and outer disks (i.e., pre-transitional disk; Espaillat et al. 2007) because dynamical formation of wide gaps could be the only surviving mechanism for wide gapped disks (e.g., Papaloizou et al. 2007; Zhu et al. 2011)

One good candidate to investigate the inner hole/gap region at tens AU in the disk in pre-transitional disks is the weak-lined T Tauri star PDS 70 (K5 type; $0.82M_{\odot}$; <10 Myr; Gregorio-Hetem & Hetem 2002; Riaud et al. 2006; Metchev, Hillenbrand, & Meyer 2004). A scattered light disk with a radius at 14 to 140 AU was detected by *Ks*-band imaging (Riaud et al. 2006). The possible presence of inner and outer disks with different temperatures were suggested by Metchev, Hillenbrand, & Meyer (2004) and Riaud et al. (2006), which may imply that PDS 70 is a pre-transitional disk object. In this *Letter*, we present high resolution imaging of PDS 70 with Subaru/HiCIAO and Gemini/NICI.

2. Observations & Data Reduction

2.1. *H*-band Polarimetry with Subaru/HiCIAO

Observations of PDS 70 were conducted with HiCIAO (Tamura et al. 2006) on the Subaru telescope in polarized differential imaging (PDI) mode, combined with angular differential imaging (ADI) mode (Marois et al. 2006), on 2012 February 28 UT. *H*-band linear polarization images were taken under the program SEEDS (Strategic Explorations of Exoplanets and Disks with Subaru; Tamura 2009). In PDI+ADI, we employed a double wollaston prism to split incident light into four images, each has $5''$ by $5''$ field of view with a pixel scale of 9.5 mas/pixel , to make the saturated radius as small as possible.

Polarization was measured by rotating the half waveplate to four angular positions (in the order of 0° , 45° , 22.5° , and 67.5°). We obtained 22 full waveplate rotation cycles, taking a 15-s exposure per waveplate position. The total integration time of the *PI* image was 660 s. Even with a large airmass of ~ 2 during observations of PDS 70, the adaptive optics system (AO188; Hayano et al. 2004) provided a stellar PSF of PDS 70 with FWHM of $0.''1$ in the *H* band. The angle of the total field rotation was $\sim 13^\circ$.

The polarimetric data were reduced with the same procedure as for Hashimoto et al. (2011) using IRAF². Since the Strehl ratio of the stellar PSF of PDS 70 was ~ 0.26 , a stellar halo remained in the image, i.e, the PSF convolved by seeing was not perfectly corrected by the AO and partially remains. This halo appears to be polarized along the minor axis of disks since the polarization of forward and back scattering is smaller due to the deviation from 90° in the scattering angle, and then the stellar halo has a significant net-polarization. In other words, since the flux of a PSF convolved by seeing contains contributions from both the central star and disk, the seeing-PSF might be polarized along the minor axis of a disk. To correct for this “polarized halo”, we first derived the net-polarization of PDS 70 with aperture polarimetry. We then made a model “polarized halo” of PDS 70 by multiplying the added image of *o*- and *e*-rays by the derived polarization of $P = 0.503\% \pm 0.001\%$ with $\theta = 66.32^\circ \pm 0.06^\circ$. The errors were calculated with the photometric errors, and are thus a lower limit. Finally, we subtracted the model “polarized halo” and obtained final Stokes *Q* and *U* images. Figure 1 demonstrates the subtraction of the “polarized halo”.

2.2. *L'*-band imaging with Gemini/NICI

We carried out ADI observations of PDS 70 in the *L'* band on 31 March 2012, using the Near-Infrared Coronagraphic Imager (NICI) and the 85-element AO system (Chun et al. 2008) mounted on the 8.1 m Gemini South telescope at Cerro Pachon, Chili. NICI utilizes a 1024×1024 ALADDIN InSb array with an plate scale of 18 mas/pix and field of view of 18×18 arcsec.

We obtained 145 frames for PDS 70 with $0.76\text{-s} \times 25$ coadd for *L'* band. Although the sky was clear for the full night, the seeing was variable, therefore a subset of 95 frames were combined to produce the final image. The total exposure time was 1805 sec and the spatial resolution was achieved $0.''11$. The angle of the total field rotation is $\sim 100^\circ$.

² IRAF is distributed by the National Optical Astronomy Observatories, which are operated by the Association of Universities for Research in Astronomy, Inc., under cooperative agreement with the National Science Foundation.

The data reduction was performed with the LOCI algorithm (Marois et al. 2006; Lafrenière et al. 2007) in annular regions of $1000 \times \text{FWHM}$ ($N_A = 1000$) with reference images selected from frames with at least $0.5 \times \text{FWHM}$ field rotation ($N_\delta = 0.5$). A large optimization area diminishes the impact of the disk on the optimization process (Buenzli, Thalmann, & Vigan 2010). The ratio of radial and azimuthal width of the optimization area (g) is 1.

3. Results & Discussion

3.1. H -band Polarimetry and L' -band imaging

Figure 2 shows H -band PI images and the L' -band LOCI image of PDS 70 assuming a distance of 140 pc, along with radial surface brightness profiles. We find a clear elliptical ring in the H -band, which has not been reported in previous high-resolution imaging (Riaud et al. 2006). A partial elliptical disk is observed in the L' -band, due to the inevitable loss of flux in the process of LOCI; hence, we derive radial profiles of surface brightness based on the H -band PI image only and companion mass limits from the L' -band LOCI image only.

We consider that the ellipse shape is due to the system’s inclination, and show the results of fitting an ellipse to these data in Table 1. The position angle of the major axis and the inclination of the disk are similar with those of K_s -band imaging (PA $\approx 155^\circ$ and $i \approx 62^\circ$; Riaud et al. 2006). We measured an offset of 44 ± 3 mas (~ 6 AU) at PA= 87.9° between the geometric center of the disk and the central star. The positional accuracy of the central star is 1.5 mas (0.2 AU). The direction of this offset is roughly consistent with that of the minor axis of 68.6° , and the sign of this offset indicates that the southwest side is inclined toward us (i.e. the near side) (see the model image in Dong et al. 2012b). This geometry is also consistent with the facts that (1) the northeast side of the disk is wider due to the back illumination of the wall (Thalmann et al. 2010), and (2) the southwest side is brighter than the northwest side due to forward scattering (Fukagawa et al. 2006).

Assuming the cavity edges correspond to the peak PI of the disk, a radius of the cavity is measured as ~ 70 AU. The outer radius of the disk is measured to be ~ 140 AU in figure 2(d), and corresponds to the location at which our sensitivity is no longer sufficient to detect extended emission.

A single power-law fit was performed to the radial profiles along the minor and major axes (figure 2d and e). Our results of ~ -3.6 and ~ -1.7 are different from ~ -2.8 of Riaud et al. (2006).

We also found a flux deficit of PI in the direction of the minor axis. Since the observed

scattering angle at the minor axis deviates from 90° , the polarization fraction along the minor axis is lower. The PI at the minor axis is therefore lower than at the major axis, and such hole-like structures are similar to those discussed in Perrin et al. (2009).

We checked the proper motion of the companion candidate to the north of PDS 70 reported by Riaud et al. (2006). PDS 70 has a proper motion of $(\mu_\alpha \cos \delta, \mu_\delta) = (-24.7 \pm 11.4, -13.3 \pm 11.4)$ mas/yr (Roeser, Demleitner, & Schilbach 2010); the separation between PDS 70 and the companion candidate should increase if the companion candidate is a background star. Since the separation in HiCIAO and NICI images are 324.13 ± 0.15 AU and 324.44 ± 0.10 AU, respectively, the separation in Riaud et al. (2006) is inferred to be 309 ± 12 AU. Our estimation has a good agreement with the actual observed separation of 301.75 ± 0.06 AU in Riaud et al. (2006), and therefore, we concluded that the companion candidate is a background star.

3.2. Detectable planetary-mass companions

Since the follow-up L' -band observations with Gemini/NICI failed to detect any significant signals of point-like sources in the gap we put constraints of upper limits for companion(s). Figure 2(f) shows the detectable masses of companions at 5σ . The LOCI parameter of the optimization area is $250 \times \text{FWHM}$, which is different from that described in sec. 2.2. For that, we first applied a median filter with $0.''11$ width to the image, and then calculated the standard deviation as a noise level in concentric annuli along the major axis of the disk. The mass was calculated by assuming the COND evolutionary model (Baraffe et al. 2003), a distance of 140 pc, and an age of 10 Myr (Metchev, Hillenbrand, & Meyer 2004). We took into account the flux loss due to the partial self-subtraction by testing how point sources are affected by LOCI. The detectable mass limit is tens M_J , therefore, stellar companions down to masses associated with massive brown dwarfs are excluded within the gap.

3.3. Modeling of spectral energy distribution (SED)

Although the SED fitting for PDS 70 has been performed in previous studies (Metchev, Hillenbrand, & 2004; Riaud et al. 2006), both the availability of new archival photometric data (table 2) and our imaging results motivates us to revisit the SED of the system using Monte Carlo radiative transfer (MCRT). Note that though PDS 70 has been observed by Spitzer IRS, the object was mispointed by $\sim 2.3''$ with components along both the spatial and dispersion axes, therefore, the IRS spectrum of PDS 70 is not used in this work.

Setup for modeling. The method for our MCRT simulations is described in Dong et al. (2012a) and Whitney et al. (2012, in prep.). In a subsequent paper II (Dong et al. 2012b, in prep.), we will perform a detailed radiative transfer modeling of both the SED and the SEEDS imagery, and present a fiducial disk+cavity model which reproduces both observations well. We will also explore the parameter space around the fiducial model in paper II, and provide a full discussion on the constraints on the various model parameters there. In this letter, we only briefly describe the fiducial model and its resulting SED. We note that this model is not a *best* fitting model in an absolute sense, since a full χ^2 fitting of the observations with all the free parameters in a protoplanetary disk is essentially impossible (Mathews, Williams & Ménard 2012). However the constraints on many parameters such as the cavity size, depletion, and the surface density of the inner disk are reasonably tight, as will be shown in paper II.

Our model contains a cavity 70 AU in radius. The surface density both inside and outside the cavity decreases with radius as $\Sigma \propto \frac{R_c}{R} e^{-R/R_c}$, where $R_c = 50$ AU, while Σ inside the cavity is reduced to $\delta \times$ the extrapolated value from the outer disk, with δ being the depletion factor. The temperature structure of the disk is determined from the radiative transfer calculations. The inner edge of the disk is self-consistently determined at the dust sublimation temperature (~ 1600 K). We ignore accretion in the model, as suggested by its nature of being a weak line T Tauri star (Gregorio-Hetem & Hetem 2002). We use a pre-main sequence star of spectral type K5, radius $1.39 R_\odot$, mass $0.82 M_\odot$, and temperature 4500 K for the central source, as suggested by Gregorio-Hetem & Hetem (2002) and Riaud et al. (2006). The disk has a gaussian density distribution in the vertical direction, with scale heights h as input parameters. Two disk components are included: a thick disk with small grains (sub-micron-sized), representing the pristine ISM-like dust; and a thin disk with large grains (up to \sim mm-sized) and 20% of the scale height of the small grains, as the result of grain growth and settling (Dullemond & Dominik 2004a,b, 2005). Most of the dust mass (0.967) is in the settled disk, and the total dust-to-gas ratio is assumed to be 1/100. The SED is produced assuming a disk inclination angle 50° . The other parameters are summarized in table 1.

SED fitting. Figure 3 shows the good agreement between our model SED and available photometric data. As we will show in paper II, the thermal emission from the cavity wall at ~ 70 AU peaks at $\sim 40 \mu\text{m}$. The wall emission is a major signature of (pre-)transitional disk SED (e.g., Espaillat et al. 2007).

The surface density of small dust is $\sim 0.001 \text{g cm}^{-2}$ at 0.1 AU, and the opacity of small dust is $\sim 10^4 \text{cm}^2 \text{g}^{-1}$ at $\sim 1 \mu\text{m}$ (roughly the peak of the stellar radiation). This makes the inner disk optically thick in the vertical direction. Since we assume a surface density profile

decreasing with increasing radius, when moving out the cavity gradually becomes vertically optically thin, and the transition happens at ~ 1 AU if only taking into account the small dust (the existence of big dust inside the cavity is poorly determined from SED and scattered light image). As we will discuss in detail in paper II, this optically thick inner disk is needed to explain the $\sim 2\text{-}40\ \mu\text{m}$ SED, as models with optically thin inner disk fail to reproduce the SED. Following the convention in the literature (Espaillat et al. 2007), we classify PDS 70 as a pre-transitional disk object.

3.4. Origin of the gap

Grain growth is one mechanism which can potentially form disk gaps (e.g., Birnstiel, Andrews, & Ercolano 2012). It is capable of reproducing the SED of transitional disks but not observed millimeter-wavelength images. However, the sharpness of PDS 70's H -band gap edge suggests grain growth is unlikely to be the primary reason, since the models generally predict smooth gap edge features (e.g., Birnstiel, Andrews, & Ercolano 2012).

Photoevaporation is another possible mechanism. A photoevaporative wind can prevent outer disk material from feeding the inner disk; without this supply, the inner disk material will rapidly accrete onto the central star, creating a cavity inside out (Clarke, Gendrin, & Sotomayor 2001). Although a pre-transitional disk-like structure could be produced for a very short period (see figure 1 in Alexander, Clarke, & Pringle 2006), it is quite unlikely to observe such a snap-shot by coincidence, so that it may be difficult to explain the existence of the optically thick inner disk inferred from the SED.

Dynamical interactions with (sub)stellar companions (e.g., Artymowicz & Lubow 1994) or orbiting planets (e.g., Papaloizou et al. 2007; Zhu et al. 2011) are also potential mechanisms, as several binary systems (e.g., CoKu Tau 4; Ireland & Kraus 2008) are known to have a cavity in their circumbinary disk, and simulations show that multiple planets can open wide gaps (Zhu et al. 2011). Furthermore, the survival of an optically thick inner disk within a few AU in Zhu et al. (2011) mimics the inner disk of PDS 70. Our L -band observation has only ruled out companions with a mass of $\gtrsim 50M_J$ in the gap region. Therefore, dynamical interactions with low mass brown dwarfs or giant planets may be the origin of the gap. To put a further constraint of an upper limit mass, future observations should be pursued, such as the aperture-masking interferometric observations (e.g., Nakajima et al. 1989), which has a better contrast than LOCI imaging. Since PDS 70 harbors the pre-transitional disk with one of the largest gaps, this object may be one of the best candidate for future high-contrast planet imagers.

We are grateful to an anonymous referee for providing many useful comments leading to an improved paper. We appreciate support from the Subaru Telescope and the Gemini South Telescope staff, especially from Jennie Berghuis and Dr. Tom Hayward. This work is partly supported by a Grant-in-Aid for Science Research in a Priority Area from MEXT, by the Mitsubishi Foundation, and by the U.S. National Science Foundation under Awards No. 1009203 and 1009314.

Table 2: Archival photometry data for PDS 70

Wavelength	F_ν (mJy)	Note	Plotted color in fig. 3
$U^{a,b}$	9.7	Gregorio-Hetem et al. (1992)	cyan
$B^{a,b}$	41.8	Gregorio-Hetem et al. (1992)	cyan
$V^{a,b}$	99.2	Gregorio-Hetem et al. (1992)	cyan
$R^{a,b}$	160.9	Gregorio-Hetem et al. (1992)	cyan
$I^{a,b}$	216.3	Gregorio-Hetem et al. (1992)	cyan
2MASS (J) ^{a,b}	311.9 ± 6.9	Cutri et al. (2003)	magenta
2MASS (H) ^{a,b}	342.7 ± 12.6	Cutri et al. (2003)	magenta
2MASS (K_s) ^{a,b}	275.6 ± 5.8	Cutri et al. (2003)	magenta
WISE (3.4 μm) ^b	188.1 ± 4.0	Cutri et al. (2012)	green
WISE (4.6 μm) ^b	142.0 ± 2.6	Cutri et al. (2012)	green
WISE (12 μm) ^b	153.9 ± 2.3	Cutri et al. (2012)	green
WISE (22 μm) ^b	341.8 ± 0.7	Cutri et al. (2012)	green
AKARI (9 μm)	201.2 ± 25.8	VizieR II/297	black
AKARI (18 μm)	209.8 ± 13.4	VizieR II/297	black
AKARI (90 μm)	851.1 ± 62.6	VizieR II/298	black
IRAS (12 μm)	251 ± 25.1	Moshir (1989)	blue
IRAS (25 μm)	348 ± 27.8	Moshir (1989)	blue
IRAS (60 μm)	884 ± 61.9	Moshir (1989)	blue
MIPS (24 μm)	349.7 ^c ± 7.0	Spitzer Heritage Archive ^e	red
MIPS (70 μm)	1049.9 ^c ± 19.9	Spitzer Heritage Archive ^e	red
MIPS (160 μm)	873.0 ^{c,d} ± 36.2	Spitzer Heritage Archive ^e	red

^aAn extinction law was adopted from Mathis (1990).

^bAbsolute flux conversions in optical, 2MASS, WISE photometric data were adopted from Bessell, Castelli, & Plez (1998), Cohen, Wheaton, & Megeath (2003), and Jarrett et al. (2011), respectively.

^cSince photometric data were not available, we conducted aperture photometry for archival images.

^dSince the sky value was not sufficiently measured due to a small field-of-view of available data, our photometry may be less reliable.

^eThis work is based in part on observations made with the Spitzer Space Telescope, obtained from the NASA/IPAC Infrared Science Archive, both of which are operated by the Jet Propulsion Laboratory, California Institute of Technology under a contract with the National Aeronautics and Space Administration.

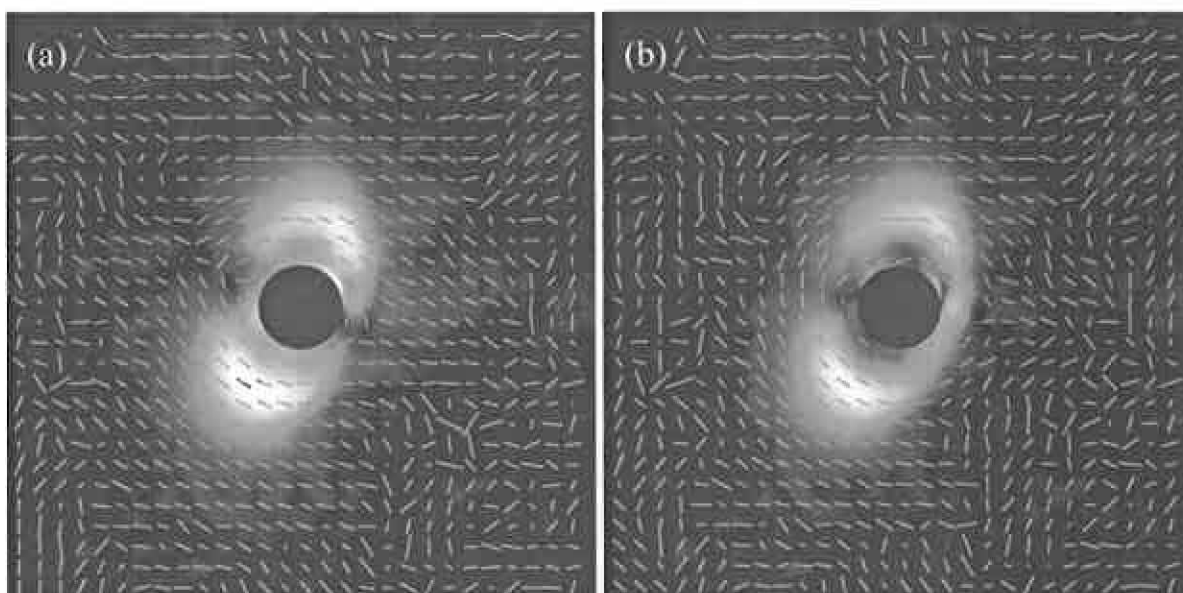


Fig. 1.— *H*-band polarization vectors of PDS 70 are superposed on the *PI* image with a software mask with $0.''4$ diameter before subtracting polarized halo (a) and after subtraction (b). The plotted vectors are binned with spatial resolution. The field of view (FOV) is $3.''0 \times 3.''0$. All plotted vectors' lengths are arbitrary for the presentation purpose.

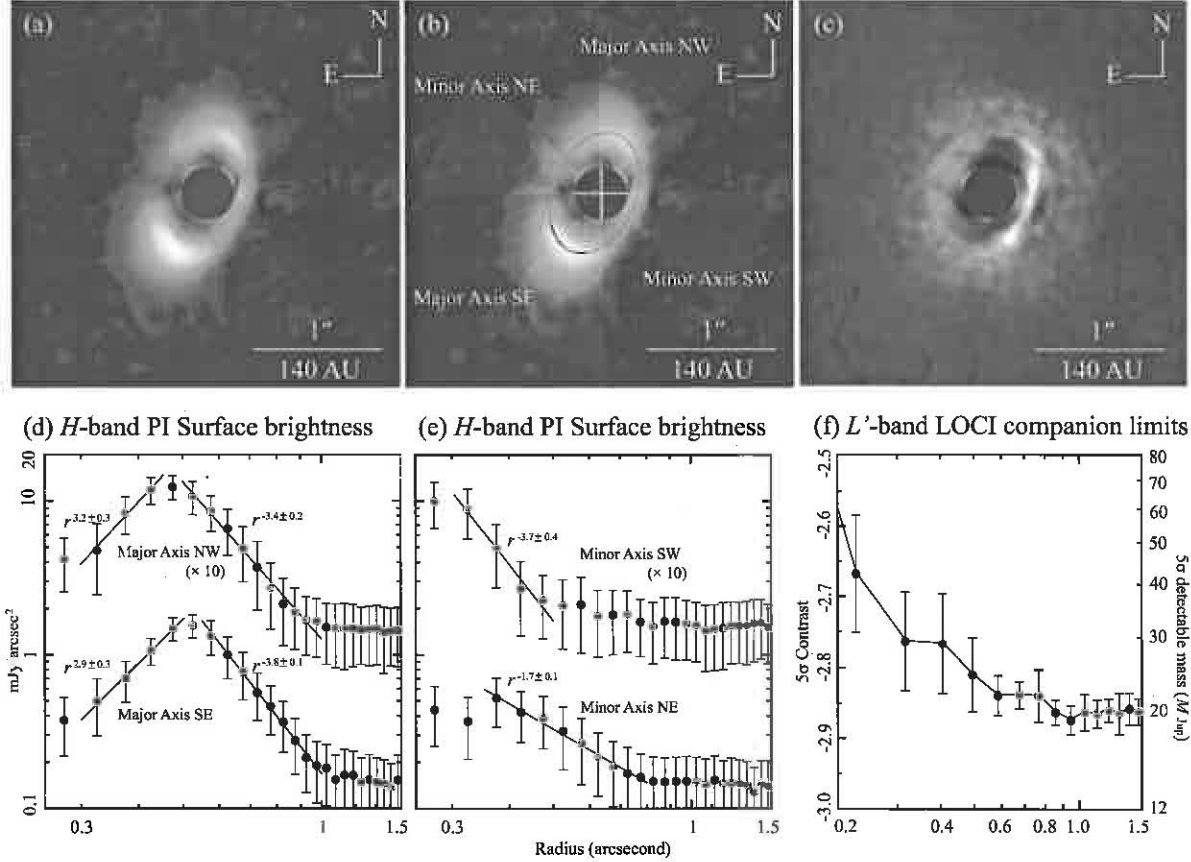


Fig. 2.— (a): *H*-band *PI* image of PDS 70 with a software mask with $0.''4$ diameter. (b): same with (a), but its features. The solid ellipse indicate the ring-like disk. The filled circle represent the geometric center of the disk. (c): *L'*-band LOCI image of PDS 70 with a software mask with $0.''4$ diameter. The parameters in LOCI reductions are described in sec. 2.2. The FOV of three images are $3.''0 \times 3.''0$ with a convolution of a spatial resolution. (d) and (e): Radial profiles at yellow hatched regions of minor and major axes in (b). The values of the profile at northwest and southwest are multiplied by ten for the presentation purpose. (f): Detectable mass at 5σ based on the *L'*-band LOCI image. The LOCI parameters are same with those described in sec. 2.2, but the optimization area is $250 \times \text{FWHM}$ ($N_{\Lambda} = 250$).

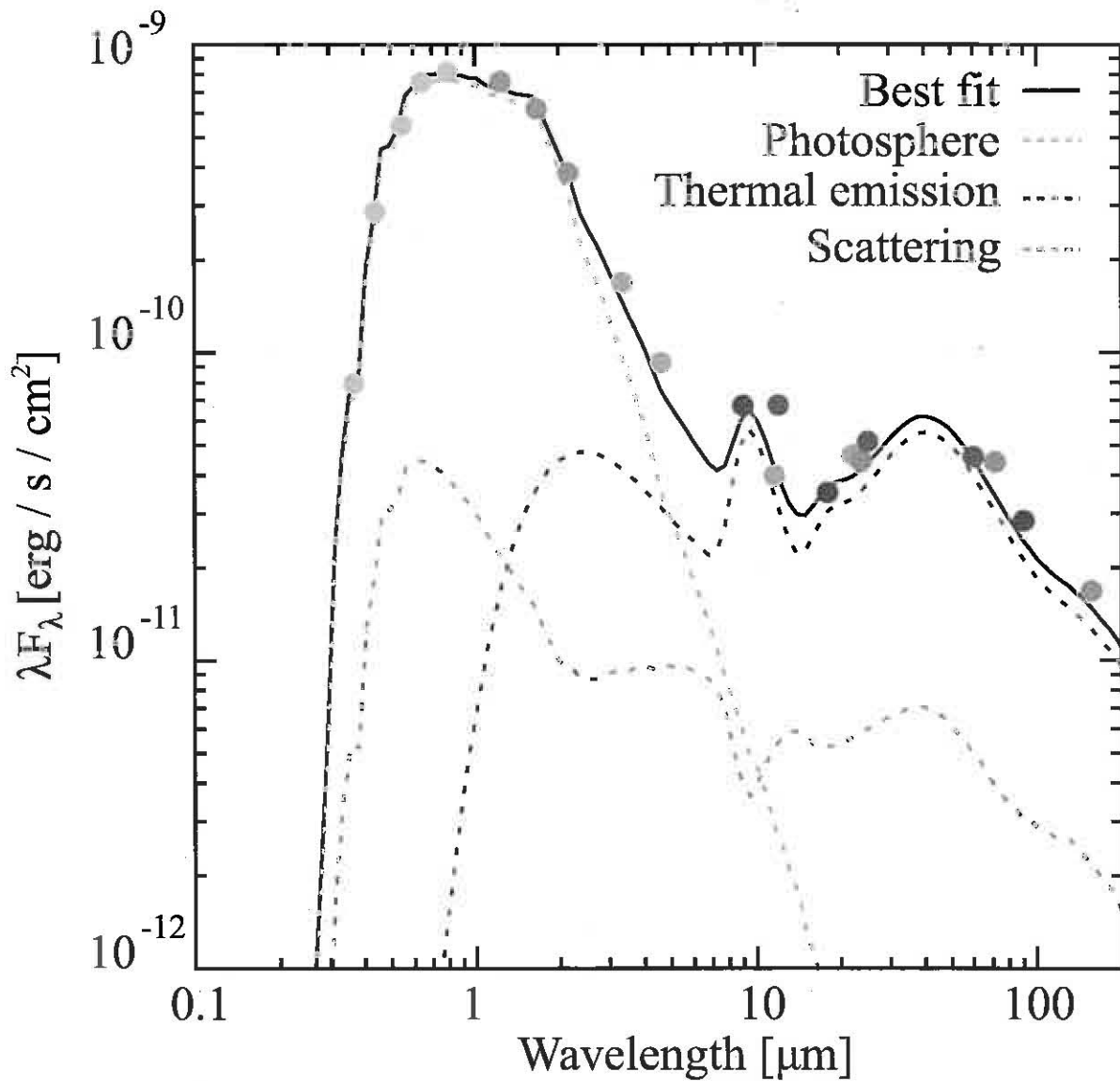


Fig. 3.— Pre-transitional disk model of PDS 70. Filled circles represent archival photometry (see table 2 for photometry data). The solid black line is the best-fit model with a gap of ~ 70 AU (see table 1 for model parameters). Separate model components are as follows: stellar photosphere (green dotted line), thermal emission (blue dotted line), and scattered light (red dotted line).

REFERENCES

- Andrews, S. M. et al. 2011, *ApJ*, 732, 42
- Alexander, R. D., Clarke, C. J., & Pringle, J. E. 2006, *MNRAS*, 369, 229
- Artymowicz, P. & Lubow, S. H. 1994, *ApJ*, 421, 651
- Baraffe, I. Chabrier, G., Barman, T. S., Allard, F., & Hauschildt, P. H. 2003, *A&A*, 402, 701
- Bessell, M. S., Castelli, F., & Plez, B. 1998, *A&A*, 333, 231
- Birstiel, T., Andrews, S. M., & Ercolano, B. 2012, arXiv:1206.5802
- Buenzli, E., Thalmann, C., & Vigan, A. et al. 2010, *A&A*, 524, L1
- Clarke, C., Gendrin, A., & Sotomayor, M. 2001, *MNRAS*, 328, 485
- Chun, M. et al. 2008, *Proc. SPIE*, 7015, 49
- Cohen, M., Wheaton, W. A., & Megeath, S. T. 2003, *AJ*, 126, 1090
- Cutri, R. M. et al. 2003, 2MASS All-Sky Catalog of Point Sources, *VizieR Online Data Catalog II/246*
- Cutri, R. M. et al. 2003, WISE All-Sky Data Release, *VizieR Online Data Catalog II/311*
- Dong, R. et al. 2012, *ApJ*, 750, 161
- Dong, R. et al. 2012, in prep.
- Dullemond, C. P. & Dominik, C. 2004, *A&A*, 417, 159
- Dullemond, C. P. & Dominik, C. 2004, *A&A*, 421, 1075
- Dullemond, C. P. & Dominik, C. 2005, *A&A*, 434, 971
- Espaillet, C., Calvet, N., & D'Alessio, P. et al. 2007, *ApJ*, 670, L135
- Fukagawa, M., Tamura, M., Itoh, Y., Kudo, T., Imaeda, Y., Oasa, Y., Hayashi, S. S., & Hayashi, M. 2006, *ApJ*, 636, L153
- Gregorio-Hetem, J., Lepine, J. R. D., Quast, G. R., Torres, C. A. O., & de La Reza, R. 1992, *AJ*, 103, 549
- Gregorio-Hetem, J., & Hetem, A. 2002, *MNRAS*, 336, 197

- Hashimoto, J. et al. 2011, *ApJ*, 729, L17
- Hayano, Y. et al. 2004, *Proc. SPIE*, 5490, 1088
- Hayashi, C., Nakazawa, K., & Nakagawa, Y. 1985, in *Protostars and Planets II*, ed. D. C. Black, & M. S. Matthews (Tucson, AZ: Univ. Arizona Press), 1100
- Ireland, M. J. & Kraus, A. L. 2008, *ApJ*, 678, L59
- Jarrett, T. H. et al. 2011, *ApJ*, 735, 112
- Kraus, A. L. & Ireland, M. J. 2012, *ApJ*, 745, 5
- Lafrenière, D., Marois, C., Doyon, R., Nadeau, D., & Artigau, E. 2007, *ApJ*, 660, 770
- Marois, C., Lafrenière, D., Doyon, R., Macintosh, B., & Nadeau, D. 2006, *ApJ*, 641, 556
- Mathis, J. S. 1990, *ARA&A*, 28, 37
- Mathews, G. S., Williams, J. P., & Ménard, F. 2012, *ApJ*, 753, 59
- Metchev, S. A., Hillenbrand, L. A., & Meyer, M. R. 2004, *ApJ*, 600, 435
- Moshir, M. 1989, *IRAS Faint Source Catalog, VizieR Online Data Catalog II/156A*
- Muto, T. et al. 2012, *ApJ*, 748, L22
- Nakajima, T. et al. 1989, *AJ*, 97, 1510
- Papaloizou, J. C. B., Nelson, R. P., Kley, W., Masset, F. S., & Artymowicz, P. 2007, in *Protostars and Planets V*, ed. B. Reipurth, D. Jewitt, & K. Keil (Tucson: Univ. Arizona Press), 655
- Perrin, M. D., Schneider, G., Duchene, G., Pinte, C., Grady, C. A., Wisniewski, J. P., & Hines, D. C. 2009, *ApJ*, 707, L132
- Piétu, V., Dutrey, A., Guilloteau, S., Chapillon, E., & Pety, J. 2006, *A&A*, 460, L43
- Riaud, P., Boccaletti, A., Baudrand, J., & Rouan, D. 2006, *A&A*, 458, 317
- Roeser, S., Demleitner, M., & Schilbach, E. 2010, *AJ*, 139, 2440
- Strom, K. M., Strom, S. E., Edwards, S., Cabrit, S., & Skrutskie, M. F. 1989, *AJ*, 97, 1451
- Tamura, M. et al. 2006, *Proc. SPIE*, 6269, 28

Tamura, M. 2009, in proc. "Exoplanets and Disks: Their Formation and Diversity" (2009 March 9-12), eds. Usuda, T., Ishii, M. and Tamura, M. (National Astronomical Observatory of Japan), p. 11-16

Thalmann, C. et al. 2010, *ApJ*, 718, L87

Williams, J. P. & Cieza, L. A. 2011, *ARA&A*, 49, 67

Whitney, B. A. et al. 2012, in prep.

Zhu, Z., Nelson, R. P., Hartmann, L., Espaillat, C., & Calvet, N. 2011, *ApJ*, 729, 47