



## **Polarization-insensitive 640 Gb/s demultiplexing based on four wave mixing in a polarization-maintaining fibre loop**

**Hu, Hao; Mulvad, Hans Christian Hansen; Galili, Michael; Palushani, Evarist; Xu, Jing; Clausen, Anders; Oxenløwe, Leif Katsuo; Jeppesen, Palle**

*Published in:*  
Journal of Lightwave Technology

*Link to article, DOI:*  
[10.1109/JLT.2010.2045878](https://doi.org/10.1109/JLT.2010.2045878)

*Publication date:*  
2010

*Document Version*  
Publisher's PDF, also known as Version of record

[Link back to DTU Orbit](#)

*Citation (APA):*  
Hu, H., Mulvad, H. C. H., Galili, M., Palushani, E., Xu, J., Clausen, A., Oxenløwe, L. K., & Jeppesen, P. (2010). Polarization-insensitive 640 Gb/s demultiplexing based on four wave mixing in a polarization-maintaining fibre loop. *Journal of Lightwave Technology*, 28(12), 1789-1795. <https://doi.org/10.1109/JLT.2010.2045878>

---

### **General rights**

Copyright and moral rights for the publications made accessible in the public portal are retained by the authors and/or other copyright owners and it is a condition of accessing publications that users recognise and abide by the legal requirements associated with these rights.

- Users may download and print one copy of any publication from the public portal for the purpose of private study or research.
- You may not further distribute the material or use it for any profit-making activity or commercial gain
- You may freely distribute the URL identifying the publication in the public portal

If you believe that this document breaches copyright please contact us providing details, and we will remove access to the work immediately and investigate your claim.

# Polarization-Insensitive 640 Gb/s Demultiplexing Based on Four Wave Mixing in a Polarization-Maintaining Fibre Loop

Hao Hu, Hans Christian H. Mulvad, Michael Galili, Evarist Palushani, Jing Xu, Anders Thomas Clausen, Leif Katsuo Oxenløwe, and Palle Jeppesen, *Member, IEEE*

**Abstract**—Polarization-insensitive 640 Gbit/s demultiplexing for OTDM data signals is demonstrated using a 100 m polarization-maintaining highly non-linear fibre. The scheme is based on four wave mixing (FWM) in a polarization-maintaining fibre loop (PMFL) with bidirectional operation. Less than 0.2 dB polarization dependence is obtained. The FWM efficiency is about  $-6$  dB if the passive loss of the PMFL is not included. The flatness characteristic of the FWM efficiencies allows for the OTDM demultiplexing of a high speed signal with a bandwidth of 1.2 THz. Error free performance with low penalty for the demultiplexed 10 Gbit/s signal is achieved for the polarization scrambled 640 Gbit/s data signal. BER measurements and eye-diagrams show that the demultiplexed 10 Gbit/s signals with and without polarization scrambling have almost identical performance.

**Index Terms**—Demultiplexing, four wave mixing, optical time division multiplexing (OTDM), polarization insensitive, polarization-maintaining highly non-linear fibre.

## I. INTRODUCTION

SWITCHING is a key functionality in digital communication systems, and can enable e.g., demultiplexing and routing. High-speed demultiplexing is an important element in ultra-fast serial optical communication systems based on time division multiplexing (TDM). [1], [2]. A high-speed TDM signal can be demultiplexed to low-speed signals by electrical TDM (ETDM) and optical TDM (OTDM). Currently, 107 Gb/s demultiplexing based on an integrated ETDM receiver is the state-of-the-art [3]–[5]. However, it will be very difficult to realize the ETDM demultiplexing above 160 Gb/s in the near future. In contrast, 640 Gb/s OTDM demultiplexing was already realized in 1998. [6]. With the same baud rate, polarization multiplexing and advanced modulation formats were used to further increase the data bit rate to 1.28 Tb/s, 2.56 Tb/s and 3.6 Tb/s [7]–[9]. The highest symbol rate of OTDM

demultiplexing to date is 1.28 Tbaud and using an advanced modulation format this has recently been employed to generate a 5.1 Tb/s data signal [10], [11].

Among the techniques for OTDM demultiplexing, those based on cross phase modulation (XPM) and four wave mixing (FWM) are attractive due to their fast response and possibility to preserve phase information. Several schemes have been demonstrated for OTDM demultiplexing at 640 Gb/s or above, such as a non-linear optical loop mirror (NOLM) [6]–[8], [10], FWM in a fibre or a chalcogenide waveguide [12], [13], XPM and subsequent filtering in a semiconductor optical amplifier (SOA). [14], and a digital coherent receiver with an OTDM demultiplexing function [15], [9].

Polarization insensitivity is also highly advantageous for demultiplexing in practice. A polarization insensitive optical switch can process an incoming data signal with an arbitrary state of polarization (SOP) and alleviate the necessity of tracking and locking the input SOP to a desired SOP before the switch. A polarization insensitive switch based on XPM is achieved by twisting a non-PM fibre into a so called circular-birefringence fibre (CBF), since equal nonlinear phase-shifts for the parallel and the orthogonal polarization can be obtained [16]–[19]. Another elegant method exploits a special property of XPM induced phase-shifts [20], [21]. Besides, a number of polarization diversity schemes were proposed and demonstrated, such as a polarization diversity loop with bidirectional operation [22]–[24], temporally separating two orthogonal SOP components by introducing a delay between them before the non-linear medium [25]–[27], and using copolarized-pump or orthogonal-pump FWM [28], [29].

In this paper, polarization insensitive 640 Gbit/s demultiplexing is demonstrated for OTDM data signals using a 100 m long polarization-maintaining highly non-linear fibre (PM-HNLF). The basic principle is based on FWM in a polarization-maintaining fibre loop with bidirectional operation in a polarization diversity scheme. Error free performance with low penalty is achieved with less than 0.2 dB polarization dependence of the FWM efficiency. This paper elaborates on the results in [12] and provides more detailed characterizations and explanations. Section II explains the operation principle of the polarization insensitive optical switch. Section III shows the characteristics of the optical switch, including the FWM conversion bandwidth and the switching window for the OTDM demultiplexing. In Section IV, we describe the polarization insensitive 640 Gbit/s demultiplexing experiment in detail. Finally, Section V summarizes the results.

Manuscript received December 22, 2009; revised February 09, 2010; accepted February 28, 2010. Date of publication March 25, 2010; date of current version May 31, 2010. This work was supported by the Danish Research Council under the project of NOSFERATU (non-linear optical switching for extremely high data rate communications).

The authors are with DTU Fotonik, Technical University of Denmark, DK-2800 Kgs. Lyngby, Denmark (e-mail: huhao@fotonik.dtu.dk; hchm@fotonik.dtu.dk; mgal@fotonik.dtu.dk; epalu@fotonik.dtu.dk; jinxu@fotonik.dtu.dk; ancl@fotonik.dtu.dk; lkox@fotonik.dtu.dk; pjep@fotonik.dtu.dk).

Color versions of one or more of the figures in this paper are available online at <http://ieeexplore.ieee.org>.

Digital Object Identifier 10.1109/JLT.2010.2045878

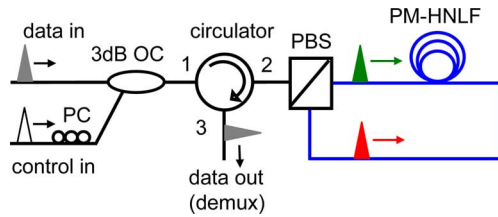


Fig. 1. Polarization insensitive optical switch using a polarization maintaining highly non-linear fibre (PM-HNLF) loop with bidirectional operation. (Blue lines indicate polarization maintaining fibres.)

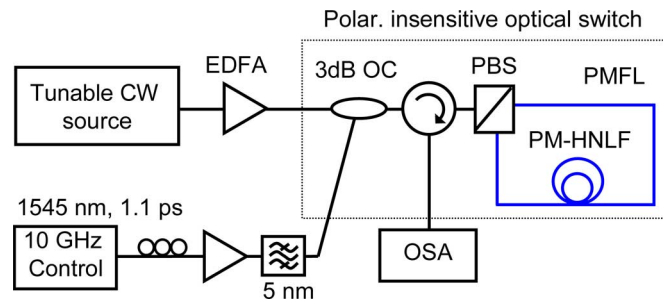


Fig. 2. Measurement setup of the polarization insensitive optical switch.

## II. OPERATION PRINCIPLE

The operation principle of the polarization maintaining highly non-linear fibre loop (PMFL) is shown in Fig. 1. A data signal and a control pulse are launched together into a polarization beam splitter (PBS) through a 3-dB optical coupler (OC) and a circulator. In the PMFL switch, the data signal is split into two polarization components that propagate through the fibre loop with opposite directions. The fast axis of the PBS is rotated by  $90^\circ$  inside; therefore, both outputs of the PBS are slow axis and aligned with the slow axis of the PM-HNLF. All signals always propagate along the slow axis in the fibre loop. If the control pulse is launched into the PBS with  $45^\circ$  polarization, achieving equal intensity in both directions of the loop, the FWM conversion efficiencies (proportional to the square of the pump intensity) of both directions will be kept constant. When the polarization of the incoming data signal is scrambled, the power distribution of the data signal at the PBS outputs is changed but the total power of the FWM products will be kept constant. The FWM products are recombined in the PBS and output from port 3 of the circulator. The principle of the PMFL is similar to the polarization diversity scheme presented in [24], [30].

## III. CHARACTERISTICS OF THE OPTICAL SWITCH

We first investigated the wavelength dependence of the FWM conversion efficiency to determine the FWM bandwidth. The measurement setup is shown in Fig. 2. The 10 GHz control pulse at 1545 nm is generated by an Erbium Glass Oscillator (ERGO) pulse source and further compressed to a 1.1 ps pulse in a 400 m dispersion flattened highly non-linear fibre (DF-HNLF). The control pulse is amplified by an erbium-doped fibre amplifier (EDFA), filtered by a 5 nm optical bandpass filter (OBF), and then launched into the polarization insensitive optical switch. The tuneable continuous wave (CW) source serves as data signal

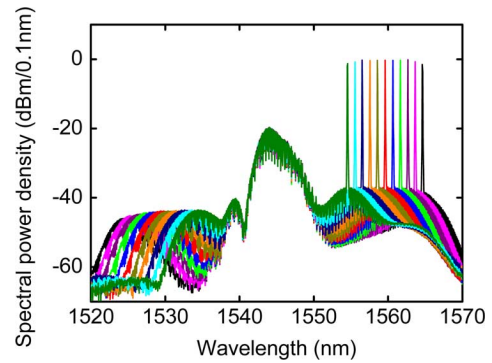


Fig. 3. FWM spectra for different input CW wavelengths.

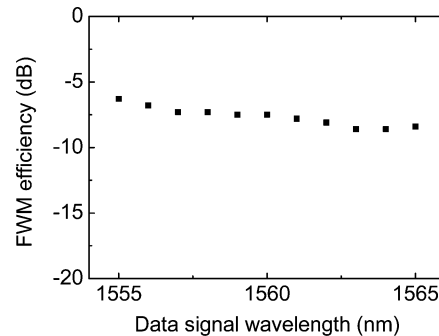


Fig. 4. FWM efficiencies versus different input data signal wavelengths.

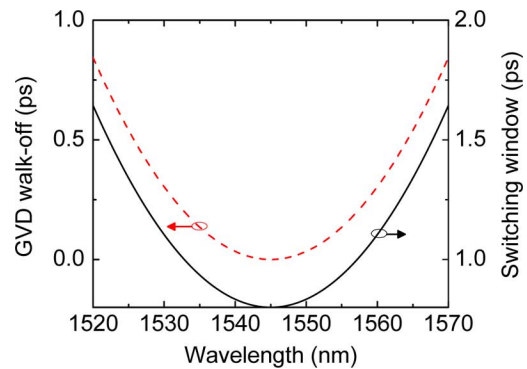


Fig. 5. Calculated GVD walk-off (dash) and switching window (solid) for the control pulse at 1545 nm and the data signal at different wavelengths.

here and the wavelength is tuned from 1555 nm to 1565 nm. The optical spectra after the FWM are measured by an optical spectrum analyser (OSA), which is shown in Fig. 3. The FWM efficiency is derived from the spectra by integrating the power of the FWM products, and taking into account that the control pulses only appear for 1.1 ps in every period (100 ps at the 10 GHz repetition rate) and hence only about 1.1 % of the CW signal takes part in the FWM process (assuming the control pulses have a rectangular shape). Therefore, the FWM efficiency is obtained by comparing the integrated FWM product power to 1.1 % of the average CW power. As shown in Fig. 4, the FWM efficiencies are kept almost constant for the input signals from 1555 nm to 1565 nm and the fluctuations are only  $\sim 2$  dB. The flatness characteristic of the FWM efficiencies allows for the OTDM demultiplexing of a high speed signal with a large bandwidth ( $> 1.2$  THz).

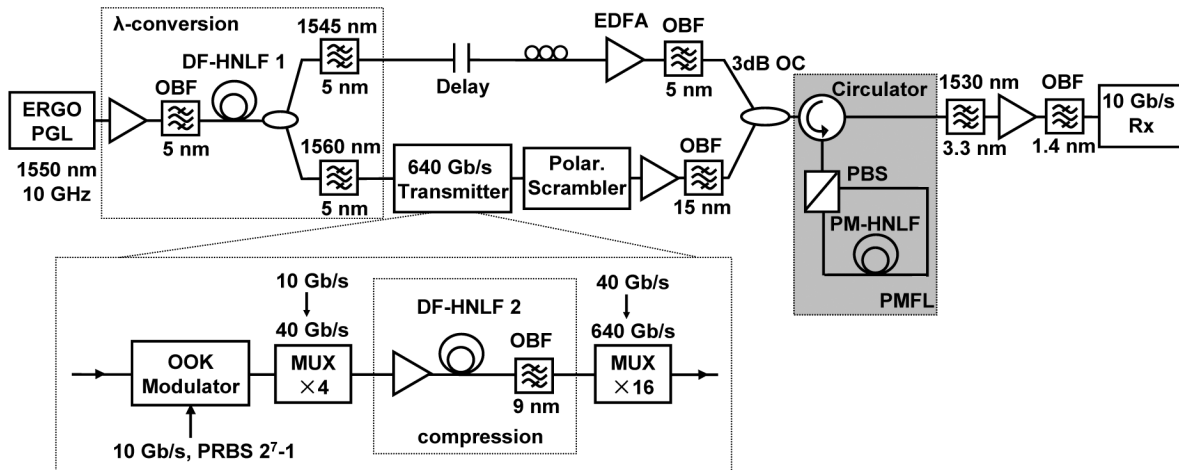


Fig. 6. Experimental setup for the polarization-insensitive 640 Gbit/s OTDM demultiplexing.

The 100 m PM-HNLF (provided by OFS Fitel Denmark Aps) has zero dispersion at 1545 nm and a dispersion slope of  $0.025 \text{ ps/nm}^2 \text{ km}$ . Since the control wavelength is set at the zero-dispersion wavelength, for signal wavelengths far away from the control, the switching window will be broadened due to the walk-off between the control pulse and the data pulse due to the group velocity delay (GVD). The switching window depends on both the walk-off and the FWHM of the control pulse. Since the intensity of the FWM product is proportional to the square of the pump intensity, the switching window is the FWHM of the square of the control pulse if the walk-off is zero. Fig. 5 shows the calculated GVD walk-off and switching window for the control pulse at 1545 nm and the data signal at different wavelengths. For a signal wavelength at 1560 nm, the walk-off is about 300 fs and the switching window is about 1.1 ps. Actually, the small amount of walk-off results in a more flat switching window and is helpful to increase the tolerance to timing jitter.

#### IV. 640 GBIT/S DEMULTIPLEXING EXPERIMENT

##### A. Experimental Setup

The experimental setup for the polarization-insensitive 640 Gbit/s OTDM demultiplexing is shown in Fig. 6. It includes a 640 Gbit/s OTDM transmitter, a 10 GHz control pulse generator and the polarization-insensitive 640 Gbit/s OTDM demultiplexer. The erbium glass oscillating pulse-generating laser (ERGO-PGL) produces 10 GHz pulses at 1550 nm with a 1.5 ps full-width at half-maximum (FWHM). The 10 GHz pulses are amplified to an average power of 27 dBm, filtered by a 5 nm optical bandpass filter (OBF) in order to suppress amplified spontaneous emission (ASE) noises, and finally launched into a HNLF. The spectrum of these pulses is broadened in the 400 m dispersion-flattened highly non-linear fibre (DF-HNLF 1, dispersion  $D = -0.45 \text{ ps/nm/km}$  and dispersion slope  $S = 0.006 \text{ ps/nm}^2/\text{km}$  at 1550 nm, nonlinear coefficient  $\gamma = 10.5 \text{ W}^{-1} \text{ km}^{-1}$ ), due to self-phase modulation (SPM). The SPM effect results in a  $\sim 50 \text{ nm}$  spectrum, which is filtered at 1545 nm using a 5 nm OBF to obtain the 10 GHz control pulses and is also filtered at 1560 nm with another 5 nm OBF to generate the 10 GHz pulses for the data signal. The 10 GHz pulses at 1560 nm

are encoded by on-off keying (OOK) with a 10 Gbit/s PRBS ( $2^7 - 1$ ) signal in a Mach-Zehnder modulator. The modulated 10 Gbit/s OOK signal is multiplexed in time to 40 Gbit/s using a passive fibre-delay multiplexer ( $\text{MUX} \times 4$ ). The 40 Gbit/s data pulses are further compressed in a 100 m DF-HNLF 2 ( $D = -1.07 \text{ ps/nm/km}$  and  $S = 0.004 \text{ ps/nm}^2/\text{km}$  at 1560 nm,  $\gamma = 10.5 \text{ W}^{-1} \text{ km}^{-1}$ ). The average input power of the 40 GHz pulses into DF-HNLF 2 is 25 dBm. The SPM process in the DF-HNLFs results in an up-chirped output pulse that can be compressed by an element with positive dispersion (standard SMF is used in the experiment). After the compression, the 40 Gbit/s PRBS signal is then multiplexed in time to 640 Gbit/s using another multiplexer ( $\text{MUX} \times 16$ ). The multiplexers used in the experiment are PRBS ( $2^7 - 1$ ) maintaining and polarization maintaining. An eye diagram of the 640 Gbit/s data signal, obtained with an optical sampling oscilloscope, is shown in Fig. 7(a). As shown in Fig. 7(b), the FWHM of the data and control pulses are 650 fs and 1.1 ps, respectively.

The polarization-insensitive 640 Gbit/s demultiplexer mainly consists of the polarization-maintaining highly non-linear fibre loop (PMFL) and a filtering subsystem. The PMFL includes a circulator, a polarization beam splitter and a 100 m PM-HNLF (zero dispersion at 1545 nm and a dispersion slope of  $0.025 \text{ ps/nm}^2 \text{ km}$ ). The PM-HNLF has several advantages over a non-PM-HNLF, such as stable operation over a long time, eliminating the polarization changes due to polarization mode dispersion (PMD) which can otherwise severely limit the working bandwidth of effective FWM conversion in the fibre.

The total passive loss of the PMFL is 4.5 dB. The output filtering subsystem includes a 3.3 nm OBF, a 1.4 nm filter and an EDFA in between. The input 640 Gbit/s data signal is amplified by an EDFA, filtered by a 15 nm OBF, and then launched into the PMFL through a 3 dB coupler. The data signal power is 17.1 dBm at the input of the circulator. The polarization of the data signal is scrambled with a polarization scrambler (FiberPro-PS-155-A) in order to test the polarization insensitivity. The control pulses at 1545 nm are amplified, filtered by a 5 nm filter and also launched into the PMFL. The control power is 14.6 dBm at the input of the circulator. The polarization of the control pulses is adjusted for an equal power splitting at the PBS outputs. At the

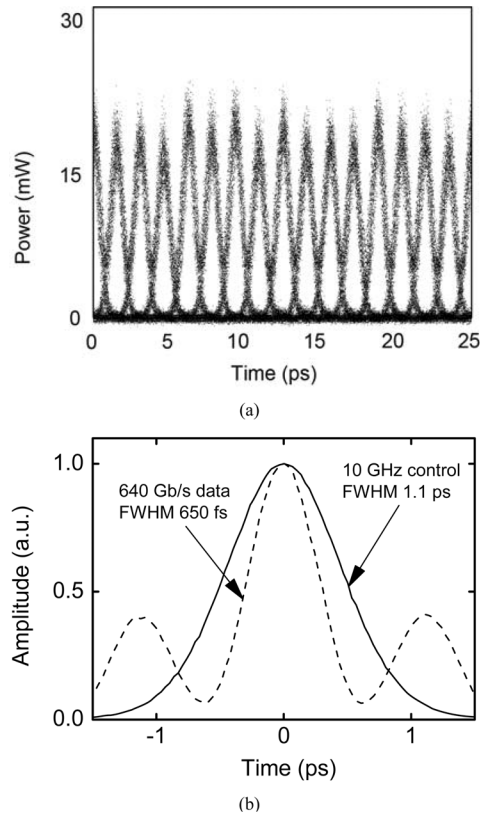


Fig. 7. (a) Eye diagram of the 640 Gbit/s OTDM data signal; (b) autocorrelations of data (dash) and control pulses (solid).

output of the circulator, the signals are launched into the filtering subsystem to separate the FWM product from the residual original data and control signal. Finally, the demultiplexed 10 Gbit/s signal is detected by a 10 Gbit/s receiver.

### B. Experimental Results

The spectrum at the input (dotted line) and the output (solid line) of the PMFL is shown in Fig. 8. If the passive loss of the PMFL is not included, the FWM conversion efficiency is about  $-6$  dB, taking into account that only one of 64 OTDM tributaries takes part in the FWM process. The FWM product is extracted by optical filtering and amplification to allow for the detection of the demultiplexed channel, which is also shown in Fig. 8 (dashed line). The control pulses are well suppressed by the cascaded filters. A 27 dB spectral contrast is obtained between the demultiplexed signal and the residual control pulses by measuring the power at the wavelength of FWM product (1530 nm) when original data signal is switched on or off.

To characterise the residual polarization sensitivity of the demultiplexer, the power fluctuation of the demultiplexed signal versus time is measured, with a  $\sim 113$  kHz polarization scrambling. The maximum fluctuation is less than 0.2 dB, making the scrambling period only barely discernible, as shown in Fig. 9(b). The eye diagrams of the demultiplexed 10 Gbit/s from the 640 Gbit/s data signal with and without polarization scrambling are shown in Fig. 9(a). The eye diagrams show negligible difference irrespective of whether the scrambler is on or off.

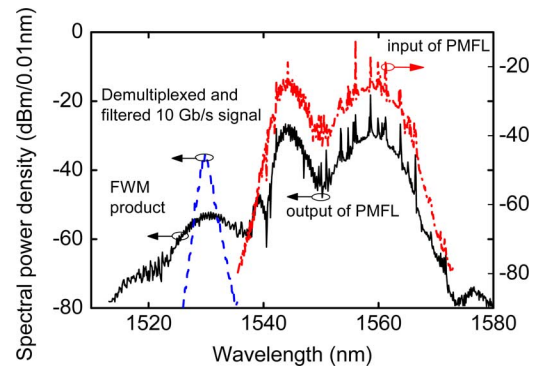


Fig. 8. Spectra at the input (dash dotted) and output (solid) of the PMFL, and demultiplexed and filtered 10 Gb/s signal (dashed).

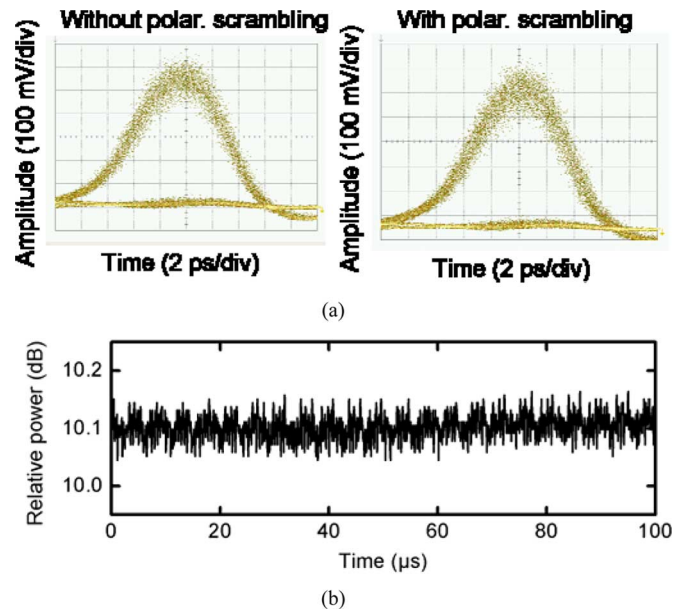


Fig. 9. (a) Eye diagrams of the demultiplexed signal with and without polarization scrambling; (b) power fluctuations of the demultiplexed signal with polarization scrambling.

To further characterise the performance of the polarization-insensitive 640 Gbit/s OTDM demultiplexer, bit error rate (BER) measurements were carried out as a function of received power for the 10 Gbit/s signal back-to-back (B2B), and the demultiplexed 10 Gbit/s signal from the 640 Gbit/s data signal with and without polarization scrambling, as shown in Fig. 10. Error-free demultiplexing is achieved for the polarization scrambled 640 Gbit/s data signal. The BER curves of the B2B signal and demultiplexed signal show different slopes, mainly because of the pulse compression part in the OTDM transmitter and the wavelength difference between the demultiplexed signal (1530 nm) and B2B signal (1560 nm). Therefore, the demultiplexed 10 Gbit/s signal has not a constant penalty compared to the 10 Gbit/s signal back-to-back. However, the results indicate that the additional penalty caused by the polarization scrambling is almost negligible. The difference in the receiver sensitivity for a BER of  $10^{-9}$  between scrambling on and off is 0.4 dB. The measurements shown in Fig. 10 are made for a single tributary. The inset shows the receiver sensitivity at BER



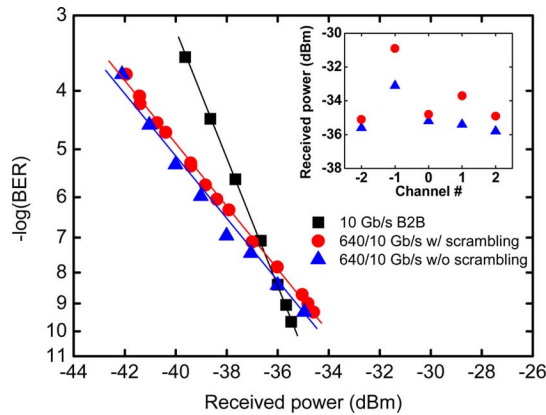


Fig. 10. BER performance of the demultiplexed 640 Gbit/s OTDM data with and without polarization scrambling.

of  $10^{-9}$  for five adjacent tributaries. Error free operations are achieved for all five tributaries with a spread of  $\sim 5$  dB.

## V. CONCLUSION

We have demonstrated polarization insensitive 640 Gbit/s demultiplexing of OTDM data signals based on FWM in a polarization-maintaining fibre loop. Less than 0.2 dB polarization dependence is obtained. We also investigated the characteristics of the polarization insensitive optical switch. The FWM efficiency is about  $-6$  dB if the passive loss of the PMFL is not included. In addition, the FWM efficiency shows a flat characteristic for the input signals from 1555 nm to 1565 nm, which allows for the OTDM demultiplexing of a high speed signal with a bandwidth of 1.2 THz. Error free performance with low penalty for the demultiplexed 10 Gbit/s signal is achieved for the polarization scrambled 640 Gbit/s data signal.

## ACKNOWLEDGMENT

The authors would like to thank the Danish Research Council for supporting the project NOSFERATU (Non-linear optical switching for extremely high data rate communications) and OFS Fitel Denmark Aps for kindly providing the PM-HNLF.

## REFERENCES

- [1] S. Hamilton, B. Robinson, T. Murphy, S. Savage, and E. Ippen, "100 Gb/s optical time-division multiplexed networks," *J. Lightw. Technol.*, pp. 2086–2100, 2002.
- [2] X. Ma and G.-S. Kuo, "Optical switching technology comparison: Optical MEMS versus other technologies," *IEEE Commun. Mag.*, vol. 41, pp. S16–S23, 2003.
- [3] S. Jansen, R. Derksen, C. Schubert, X. Zhou, M. Birk, C. Weiske, M. Bohn, D. van den Borne, P. Krummrich, M. Moller, F. Horst, B. Ofrein, H. de Waardt, G. Khoe, and A. Kirstadter, "107-Gb/s full-ETDM transmission over field installed fiber using vestigial sideband modulation," presented at the Optical Fiber Communication Conference (OFC) 2007, 2007, Paper OWE3.
- [4] R. Derksen, G. Lehmann, C. Weiske, C. Schubert, R. Ludwig, S. Ferber, C. Schmidt-Langhorst, M. Moller, and J. Lutz, "Integrated 100 Gbit/s ETDM receiver in a transmission experiment over 480 km DMF," presented at the OFC 2006, 2006, Post-Deadline Paper, PDP37.

- [5] C. Schubert, R. H. Derksen, M. Möller, R. Ludwig, C. Weiske, J. Lutz, S. Ferber, A. Kirstädter, G. Lehmann, and C. Schmidt-Langhorst, "Integrated 100-Gb/s ETDM receiver," *J. Lightw. Technol.*, vol. 25, no. 1, pp. 122–130, Jan. 2007.
- [6] T. Yamamoto, E. Yoshida, and M. Nakazawa, "Ultrafast nonlinear optical loop mirror for demultiplexing 640 Gbit/s TDM signals," *Electron. Lett.*, vol. 34, pp. 1013–1014, 1998.
- [7] M. Nakazawa, T. Yamamoto, and K. Tamura, "1.28 Tbit/s-70 km OTDM transmission using third- and fourth-order simultaneous dispersion compensation with a phase modulator," *Electron. Lett.*, vol. 36, pp. 2027–2029, 2000.
- [8] H. Weber, R. Ludwig, S. Ferber, C. Schmidt-Langhorst, M. Kroh, V. Marembert, C. Boerner, and C. Schubert, "Ultrahigh-speed OTDM-transmission technology," *J. Lightw. Technol.*, vol. 24, pp. 4616–4627, 2006.
- [9] C. Schmidt-Langhorst, R. Ludwig, D. Gross, L. Molle, M. Seimetz, R. Freund, and C. Schubert, "Generation and coherent time-division demultiplexing of up to 5.1 Tb/s single-channel 8-PSK and 16-QAM signals," presented at the Optical Fiber Communication Conference (OFC) 2009, 2009, Post-Deadline Paper, PDP66.
- [10] H. C. Hansen Mulvad, L. K. Oxenløwe, M. Galili, A. Clausen, L. Gruner-Nielsen, and P. Jeppesen, "1.28 Tbit/s single-polarization serial OOK optical data generation and demultiplexing," *Electron. Lett.*, vol. 45, pp. 280–281, 2009.
- [11] H. C. Hansen Mulvad, M. Galili, L. K. Oxenløwe, H. Hu, A. T. Clausen, J. B. Jensen, C. Peucheret, and P. Jeppesen, "Error-free 5.1 Tbit/s data on a single-wavelength channel using a 1.28 Tbaud symbol rate," presented at the 22nd Annual Meeting of the IEEE Photonics Society (Formerly LEOS), Belek-Antalya, Turkey, Oct. 4–8, 2009, Paper PD 1.2.
- [12] H. Hu, H. C. H. Mulvad, M. Galili, E. Palushani, A. T. Clausen, L. K. Oxenløwe, and P. Jeppesen, "Polarization-insensitive 640 Gbit/s demultiplexing using a polarization maintaining highly non-linear fibre," presented at the Photonics in Switching, Pisa, Italy, 2009, paper Fr11-2.
- [13] M. Galili, J. Xu, H. C. Mulvad, L. K. Oxenløwe, A. T. Clausen, P. Jeppesen, B. Luther-Davis, S. Madden, A. Rode, and D. Y. Choi, "Breakthrough switching speed with an all-optical chalcogenide glass chip: 640 Gbit/s demultiplexing," *Opt. Exp.*, vol. 17, pp. 2182–2187, 2009.
- [14] E. Tangdionga, Y. Liu, H. de Waardt, G. D. Khoe, A. M. J. Koonen, H. J. S. Dorren, X. Shu, and I. Bennion, "All-optical demultiplexing of 640 to 40 Gbits/s using filtered chirp of a semiconductor optical amplifier," *Opt. Lett.*, vol. 32, pp. 835–837, Apr. 2007.
- [15] C. Zhang, Y. Mori, K. Igarashi, K. Katoh, and K. Kikuchi, "Demodulation of 1.28-Tbit/s polarization-multiplexed 16-QAM signals on a single carrier with digital coherent receiver," presented at the Optical Fiber Communication Conference (OFC) 2009, 2009, Paper OTuG3.
- [16] T. Tanemura and K. Kikuchi, "Circular-birefringence fiber for non-linear optical signal processing," *J. Lightw. Technol.*, vol. 24, no. 11, pp. 4108–4119, Nov. 2006.
- [17] Y. Liang, J. W. Lou, J. K. Andersen, J. C. Stocker, O. Boyraz, M. N. Islam, and D. A. Nolan, "Polarization-insensitive nonlinear optical loop mirror demultiplexer with twisted fiber," *Opt. Lett.*, vol. 24, pp. 726–728, Jun. 1999.
- [18] J. Lou, K. Jepsen, D. Nolan, S. Tarcza, W. Bouton, A. Evans, and M. Islam, "80 Gb/s to 10 Gb/s polarization-insensitive demultiplexing with circularly polarized spun fiber in a two-wavelength nonlinear optical loop mirror," *IEEE Photon. Technol. Lett.*, vol. 12, no. 12, pp. 1701–1703, Dec. 2000.
- [19] J. Lou, J. Andersen, J. Stocker, M. Islam, and D. Nolan, "Polarization insensitive demultiplexing of 100-Gb/s words using a twisted fiber non-linear optical loop mirror," *IEEE Photon. Technol. Lett.*, vol. 11, no. 12, pp. 1602–1604, Dec. 1999.
- [20] H. Mulvad, M. Galili, L. Oxenlowe, A. Clausen, L. Gruner-Nielsen, and P. Jeppesen, "Polarization-independent high-speed switching in a standard non-linear optical loop mirror," presented at the Optical Fiber Communication/National Fiber Optic Engineers Conf., OFC/NFOEC 2008, 2008, Paper OMN3.
- [21] R. Salem, A. Lenihan, G. Carter, and T. Murphy, "160-Gb/s polarization-independent optical demultiplexing in 2-m nonlinear fiber," *IEEE Photon. Technol. Lett.*, vol. 18, no. 21, pp. 2245–2247, Nov. 2006.

- [22] T. K. Liang, H. Tsang, C. Wong, and C. Shu, "All-optical time-division demultiplexing with polarization-diversity nonlinear loop interferometer," *Opt. Exp.*, vol. 11, pp. 2047–2052, 2003.
- [23] Z. Wang, L. Huo, C. Lin, and C.-K. Chan, "Polarization-independent OTDM demultiplexer based on NOLM with a polarization diversity loop," presented at the Optical Fiber Communication Conference, OFC 2006, 2006, Paper OW114.
- [24] T. Morioka, S. Kawanishi, K. Uchiyama, H. Takara, and M. Saruwatari, "Polarisation-independent 100 Gbit/s all-optical demultiplexer using four-wave mixing in a polarization-maintaining fibre loop," *Electron. Lett.*, vol. 30, pp. 591–592, 1994.
- [25] T. Sakamoto, H. C. Lim, and K. Kikuchi, "All-optical polarization-insensitive time-division demultiplexer using a nonlinear optical loop mirror with a pair of short polarization-maintaining fibers," *IEEE Photon. Technol. Lett.*, vol. 14, no. 12, pp. 1737–1739, Dec. 2002.
- [26] J. Li, A. Berntson, and G. Jacobsen, "Polarization-independent optical demultiplexing using XPM-induced wavelength shifting in highly nonlinear fiber," *IEEE Photon. Technol. Lett.*, vol. 20, no. 9, pp. 691–693, May 2008.
- [27] T. Sakamoto, K. Seo, K. Taira, N. S. Moon, and K. Kikuchi, "Polarization-insensitive all-optical time-division demultiplexing using a fiber four-wave mixer with a peak-holding optical phase-locked loop," *IEEE Photon. Technol. Lett.*, vol. 16, no. 2, pp. 563–565, Feb. 2004.
- [28] C. Porzi, A. Bogoni, L. Poti, and G. Contestabile, "Polarization and wavelength-independent time-division demultiplexing based on copolarized-pumps FWM in an SOA," *IEEE Photon. Technol. Lett.*, vol. 17, no. 3, pp. 633–635, Mar. 2005.
- [29] C. S. Wong and H. K. Tsang, "Polarization-independent time-division demultiplexing using orthogonal-pumps four-wave mixing," *IEEE Photon. Technol. Lett.*, vol. 15, no. 1, pp. 129–131, Jan. 2003.
- [30] A. Tersigni, V. Calle, A. Clausen, L. Oxenlowe, J. Mork, and P. Jeppesen, "Polarisation independent optical sampling using four-wave mixing," in *Proc. CLEO'03.*, 2003, pp. 254–256.

**Hao Hu** was born in Heilongjiang, China, in 1980. He received the M.E. degree and the Ph.D. degree in optical communications from Tianjin University, Tianjin, China, in 2005 and 2009, respectively. From 2007 to 2008, he was a visiting scientist at Fraunhofer Institute for Telecommunications, Heinrich-Hertz-Institute (HHI), Berlin, Germany. He is currently a postdoctoral researcher at DTU Fotonik, Department of Photonics Engineering, Technical University of Denmark, Lyngby, Denmark. His current research interests include 1 Terabit Ethernet and ultrahigh-speed optical signal processing and transmission on 640 Gb/s and beyond. He has authored or co-authored more than 50 peer reviewed publications.

**Hans Christian Hansen Mulvad** received the M.Sc. degree in physics from the University of Copenhagen, Denmark, in 2004, and the Ph.D. degree from DTU Fotonik (Department of Photonics Engineering) at the Technical University of Denmark in 2008.

He is currently working as a Postdoctoral Researcher in the High-Speed Optical Communications Group at DTU Fotonik, where he is performing research on optical signal processing and Terabit/s optical communication systems.

**Michael Galili** received the M.Sc. degree in engineering in applied physics with main focus on optics and semiconductor physics, from the Technical University of Denmark (DTU) in Lyngby, Denmark, in 2003, and the Ph.D. degree in optical communications and signal processing from the COM department at DTU in 2007. The main focus of the Ph.D. work was optical signal processing of high-speed optical data signals.

He is currently working at DTU Fotonik as a Postdoctoral Researcher focusing on ultra high-speed optical signal generation and processing. This work involves high-speed optical signal processing in various materials and platforms. He is the first author or coauthor of more than 60 peer reviewed scientific publications and he is supervising both master and Ph.D. students.

**Evarist Palushani** received the B.Sc. degree in computer engineering from the University of Padua, Padua, Italy in 2005 and the M.Sc. degree in telecommunications from the Technical University of Denmark (DTU), Kongens Lyngby, Denmark, in 2008. Currently he is pursuing the Ph.D. degree in the NOSFERATU project in the High-Speed Optical Communications Group at DTU Fotonik, Department of Photonics Engineering, where he is involved in research on high-speed signal processing and Terabit/s optical communication systems.

**Jing Xu** received the Ph.D. degree from Wuhan National Laboratory for Optoelectronics, Huazhong University of Science and Technology, Wuhan, China, in 2009.

She is currently a Postdoctoral Researcher in the DTU Fotonik, Department of Photonics Engineering, Technical University of Denmark, Lyngby, Denmark. Her current research interests include high-speed optical signal processing and high-speed optical time-division multiplexing systems.

**Anders Thomas Clausen** is an Associated Professor at the department DTU Fotonik at the Technical University of Denmark.

He was the head of the Optical Time Division Multiplexing (OTDM) group from 2001 to 2007. His research interests are 640 Gbit/s and beyond ultrahigh speed optical communication. Most of the work has been done within a number of international projects, including the European ACTS projects HIGHWAY and REPEAT, the IST projects TOPRATE, METEOR and GIBON. He is the author and coauthor of more than 100 peer-reviewed papers.

**Leif Katsuo Oxenlowe** received the B.Sc. degree in physics and astronomy from the Niels Bohr Institute, University of Copenhagen, Denmark, in 1996. In 1998 he received the International Diploma of Imperial College of Science, Technology and Medicine, London, UK and the M.Sc. degree from the University of Copenhagen. He received the Ph.D. degree in 2002 from the Technical University of Denmark, where he has been working since at DTU Fotonik, Department of Photonics Engineering.

Since 2007 he is the group leader of the High-Speed Optical Communications group and since December 2009 he is a Professor of Photonic Communications. He is working with experimental research in the field of ultra-high-speed serial optical communications and optical signal processing. He is the recipient of a European Research Council project (SOCRATES) dealing with the connection between ultra-high-speed serial data and Ethernet networks, a project that started in October 2009. He is also heading the Danish national research council project NOSFERATU and involved in the NANO-COM project as well as several other national and international projects. He has authored or co-authored 149 peer reviewed publications.

**Palle Jeppesen** (M'69) was born in 1941 in Vordingborg, Denmark. He is an electrical engineer (M.Sc. in electrophysics), graduated from the Technical University of Denmark (DTU), January 1967. In addition he received the Lic. techn. (Ph.D.) degree in microwave solid state devices in 1970 and the Dr. Techn. (D.Sc.) degree in microwave solid state devices in 1978 from DTU.

From 1968 to 1969, he was a Research Associate at Cornell University, Ithaca, NY, and from 1969 to 1970, a Project Engineer at Cayuga Associates, Ithaca, NY; at both places he did research in the field of GaAs Gunn effect microwave oscillators. From 1970 to 1998, he was an Assistant, Associate, Research and Full Professor at Department of Electromagnetic Systems (EMI), Technical University of Denmark, first in microwave electronics, and since 1974, in optical communications. At EMI, he was Head of Optogroup from 1974 to 1988 and Head of Center for Broadband Telecommunications from 1988 to 1998. From 1982 to 1984, he also worked as part time Manager of R&D at NKT Elektronik, now Draka Denmark Optical Cable, OFS Fitel

Denmark and Tellabs Denmark. From 1995 to 1998, he coordinated the participation of Technical University of Denmark in the EU ACTS project METON (METropolitan Optical Network) and he followed his co-workers contributions to the four EU IST projects METEOR (METropolitan Tera-bit Optical Ring), STOLAS (Switching Technologies for Optically Labeled Signals), TOPRATE (Terabit/s Optical Transmission Systems based on UltraHigh Channel Bitrate) and LASAGNE (All-optical Label Swapping Employing Optical Logic Gates in Network Nodes). Since 1998, he has been Professor in optical communications at DTU Fotonik. He has been Chairman of the Danish Defense Research Council, member of NATO Research and Technology Board and NATO Science Committee. He has also been a member of the Danish Technical Research Council, the boards of TERMA Elektronik, Kryolitselskabet Øresund, Telecom Danmark and DELTA (Danish Electronics, Light & Acoustics) and the Scientific Council for the Danish National Encyclopedia. He has served many times at the technical program committees for the American conferences Optical Fiber Communication Conference (OFC) and Conference on Lasers and Electro-Optics (CLEO) and for the European Conference on

Optical Communication (ECOC). He was Conference Chairman for ECOC 1981 and again for ECOC 2002, both in Copenhagen. He has also been a member of the Scientific Advisory Board for Virtual Photonics Incorporated (VPI) 1997–2002. He has been Chairman of the peer review panel PE7 Systems and Communication Engineering under the European Research Council since 2009, and has been a member of the Danish Academy of Technical Sciences since 1978. His current research interests are optical signal processing, optical multi-level modulation formats and 640–5000 Gbit/s optical communication. He has educated more than 80 Ph.D.s. He has also been a member of numerous evaluation committees at Technical University of Denmark and in other countries - in 2002, 2007 and 2008 Stiftelsen för Strategisk Forskning, in 2003 and 2004 Vetenskapsrådet and Chalmers Tekniska Högskolan in Sweden.

Dr. Jeppesen has received P. Gorm Petersens Memorial Stipend in 1974, the Esso Prize in 1978, prize from Reinholdt W. Jorck og Hustrus Fond in 1987, the Villum Kann Rasmussen Prize in 1988, the Alexander Foss Gold Medal in 2005 and he was appointed a Knight of the Dannebrogorden in 2009.