

Supplementary Information for

Polypropylene-grafted graphene oxide sheets as multifunctional compatibilizers for polyolefin-based polymer blends

Yewen Cao, Jiachun Feng* and Peiyi Wu

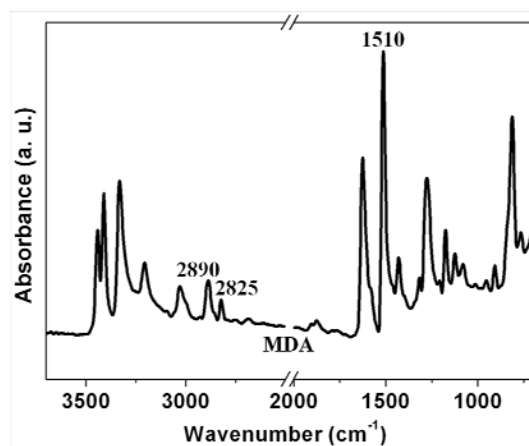


Fig. S1 FTIR spectrum of MDA.

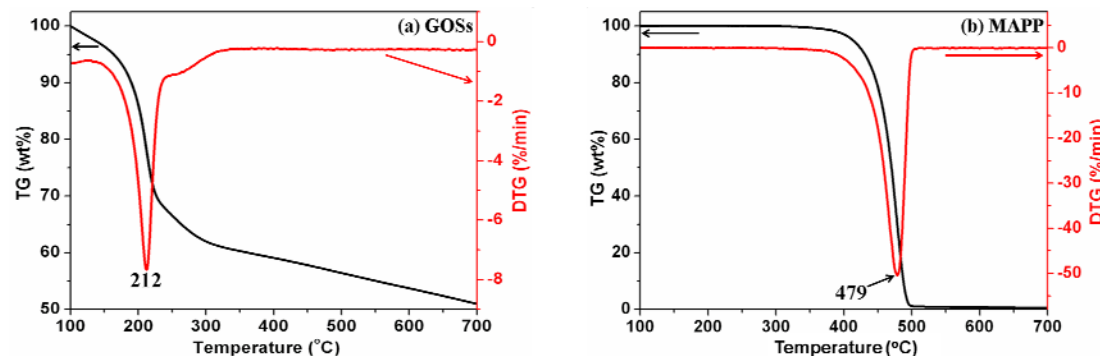


Fig. S2 TG and DTG curves for (a) GOSs and (b) MAPP.




Fig. S3 AFM image (left) and height profiles (right) of GOSs.



Fig. S4 Photograph of neat PP.

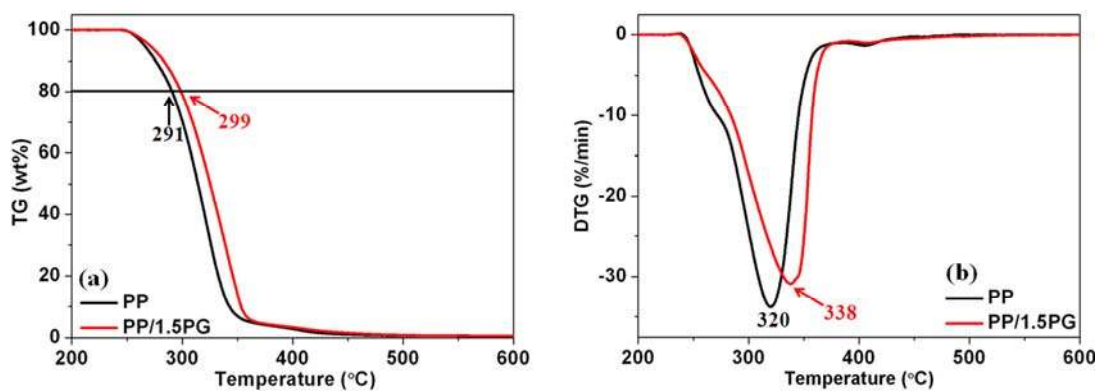


Fig. S5 (a) TG and (b) DTG traces for neat PP and PP/1.5PG.

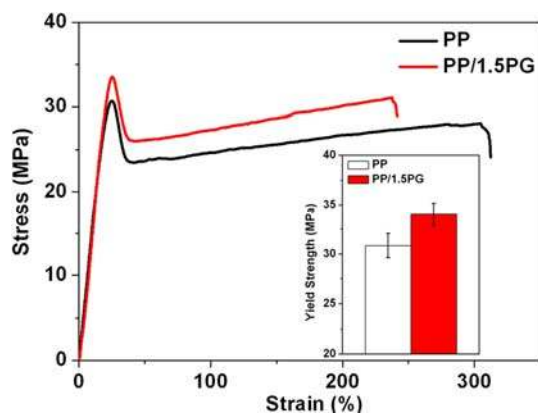


Fig. S6 Typical stress-strain curves for neat PP and PP/1.5PG. The inset is the yield strength values of neat PP and PP/1.5PG.