



## UvA-DARE (Digital Academic Repository)

### Potential of Metal-Organic Frameworks for Separation of Xenon and Krypton

Banerjee, D.; Cairns, A.J.; Liu, J.; Motkuri, R.K.; Nune, S.K.; Fernandez, C.A.; Krishna, R.; Strachan, D.M.; Thallapally, P.K.

**DOI**

[10.1021/ar5003126](https://doi.org/10.1021/ar5003126)

**Publication date**

2015

**Document Version**

Final published version

**Published in**

Accounts of Chemical Research

[Link to publication](#)

**Citation for published version (APA):**

Banerjee, D., Cairns, A. J., Liu, J., Motkuri, R. K., Nune, S. K., Fernandez, C. A., Krishna, R., Strachan, D. M., & Thallapally, P. K. (2015). Potential of Metal-Organic Frameworks for Separation of Xenon and Krypton. *Accounts of Chemical Research*, 48(2), 211-219. <https://doi.org/10.1021/ar5003126>

**General rights**

It is not permitted to download or to forward/distribute the text or part of it without the consent of the author(s) and/or copyright holder(s), other than for strictly personal, individual use, unless the work is under an open content license (like Creative Commons).

**Disclaimer/Complaints regulations**

If you believe that digital publication of certain material infringes any of your rights or (privacy) interests, please let the Library know, stating your reasons. In case of a legitimate complaint, the Library will make the material inaccessible and/or remove it from the website. Please Ask the Library: <https://uba.uva.nl/en/contact>, or a letter to: Library of the University of Amsterdam, Secretariat, Singel 425, 1012 WP Amsterdam, The Netherlands. You will be contacted as soon as possible.

## Potential of Metal–Organic Frameworks for Separation of Xenon and Krypton

Debasis Banerjee,<sup>†</sup> Amy J. Cairns,<sup>†,||</sup> Jian Liu,<sup>‡</sup> Radha K. Motkuri,<sup>‡</sup> Satish K. Nune,<sup>‡</sup> Carlos A. Fernandez,<sup>‡</sup> Rajamani Krishna,<sup>§</sup> Denis M. Strachan,<sup>‡</sup> and Praveen K. Thallapally<sup>\*,†</sup>

<sup>†</sup>Fundamental & Computational Sciences Directorate, Pacific Northwest National Laboratory, Richland, Washington 99352, United States

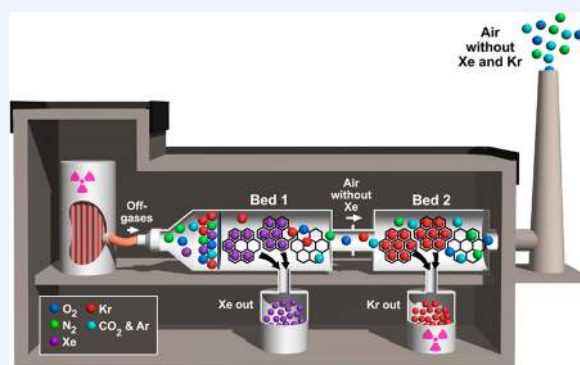
<sup>‡</sup>Energy and Environmental Directorate, Pacific Northwest National Laboratory, Richland, Washington 99352, United States

<sup>§</sup>Van't Hoff Institute for Molecular Sciences, University of Amsterdam, Science Park 904, 1098 XH Amsterdam, The Netherlands

### S Supporting Information

**CONSPECTUS:** The total world energy demand is predicted to rise significantly over the next few decades, primarily driven by the continuous growth of the developing world. With rapid depletion of nonrenewable traditional fossil fuels, which currently account for almost 86% of the worldwide energy output, the search for viable alternative energy resources is becoming more important from a national security and economic development standpoint. Nuclear energy, an emission-free, high-energy-density source produced by means of controlled nuclear fission, is often considered as a clean, affordable alternative to fossil fuel. However, the successful installation of an efficient and economically viable industrial-scale process to properly sequester and mitigate the nuclear-fission-related, highly radioactive waste (e.g., used nuclear fuel (UNF)) is a prerequisite for any further development of nuclear energy in the near future.

Reprocessing of UNF is often considered to be a logical way to minimize the volume of high-level radioactive waste, though the generation of volatile radionuclides during reprocessing raises a significant engineering challenge for its successful implementation. The volatile radionuclides include but are not limited to noble gases (predominately isotopes of Xe and Kr) and must be captured during the process to avoid being released into the environment. Currently, energy-intensive cryogenic distillation is the primary means to capture and separate radioactive noble gas isotopes during UNF reprocessing. A similar cryogenic process is implemented during commercial production of noble gases though removal from air. In light of their high commercial values, particularly in lighting and medical industries, and associated high production costs, alternate approaches for Xe/Kr capture and storage are of contemporary research interest. The proposed pathways for Xe/Kr removal and capture can essentially be divided in two categories: selective absorption by dissolution in solvents and physisorption on porous materials. Physisorption-based separation and adsorption on highly functional porous materials are promising alternatives to the energy-intensive cryogenic distillation process, where the adsorbents are characterized by high surface areas and thus high removal capacities and often can be chemically fine-tuned to enhance the adsorbate–adsorbent interactions for optimum selectivity. Several traditional porous adsorbents such as zeolites and activated carbon have been tested for noble gas capture but have shown low capacity, selectivity, and lack of modularity. Metal–organic frameworks (MOFs) or porous coordination polymers (PCPs) are an emerging class of solid-state adsorbents that can be tailor-made for applications ranging from gas adsorption and separation to catalysis and sensing. Herein we give a concise summary of the background and development of Xe/Kr separation technologies with a focus on UNF reprocessing and the prospects of MOF-based adsorbents for that particular application.



### 1. INTRODUCTION

The worldwide demand for energy for the transportation and utility sectors continues to be a global interdisciplinary research challenge.<sup>1,2</sup> The need is primarily driven by rapid population and industrial growth, which in turn leads to high energy consumption. Reports from the U.S. Department of Energy (DOE) indicate a ~28% increase in electrical demand by 2040.<sup>3</sup> It is therefore imperative to devise a highly efficient, safe, and reliable energy solution that can satisfy these increasing

demands in a way that does not further harm the land, water, and air.<sup>1,2</sup>

In the United States, electricity is predominately generated from fossil fuels, in addition to nuclear power and renewable energy. Nuclear energy continues to capture attention from both a scientific and political perspective, particularly in light of

Received: August 22, 2014

Published: December 5, 2014

the Chernobyl disaster, the Three Mile Island incident, and the more recent 2011 tsunami and subsequent reactor meltdown in Fukushima, Japan.<sup>1</sup> The tsunami impact on the Fukushima nuclear power plant and the surrounding areas prompted officials to revise existing nuclear safety protocols around the world. In spite of these localized incidents, nuclear power remains the leader in emission-free energy production, having an unparalleled energy density compared with other technologies as well as minimal land-use requirements.<sup>1–3</sup> The production of radioactive used nuclear fuel (UNF) during energy generation in a nuclear power plant means that any future success depends on the development of alternative industrial-scale methods to properly sequester and mitigate the UNF. This non-biodegradable waste consists of a mixture of solid high-level waste, liquid low-level waste, and gaseous waste that can take thousands of years to decay, depending on which types of fission and activation products are generated.<sup>4</sup> The majority of UNF is initially stored in deep, water-filled spent-fuel pools with steel-lined concrete walls that are several meters thick. The UNF can be reprocessed after cooling or transferred to leak-tight dry casks for storage until it can be transported to a permanent deep underground geologic repository.<sup>3,4</sup>

In an effort to extend the nuclear fuel supplies, minimize high volumes of radioactive waste, and recover precious isotopes, countries such as France, Japan, and Russia routinely reprocess UNF to recover plutonium and uranium from the irradiated fuel for advanced fuel cycles. However, volatile radionuclides generated during irradiation of the fuel are released into the plant off-gas streams during reprocessing and ultimately into the environment.<sup>4</sup> These radionuclides include but are not limited to noble gases (isotopes of Xe and Kr), <sup>3</sup>H, <sup>14</sup>C, and <sup>129</sup>I. The type of reprocessing method plays a key role in the types of gases that form these radionuclides. For example, in the case of aqueous reprocessing, the off-gas streams contain a mixture of noble gases (predominately <sup>85</sup>Kr), tritiated water (<sup>3</sup>H<sub>2</sub>O or <sup>3</sup>HHO), <sup>14</sup>CO<sub>2</sub>, and iodine (H<sup>129</sup>I, <sup>129</sup>I<sub>2</sub>, and organic iodides).<sup>4</sup> Only <sup>3</sup>H and <sup>129</sup>I are captured in operating reprocessing facilities, while CO<sub>2</sub> and Kr are released to the environment, resulting in the need to remove radioactive Kr and Xe (if present) when the UNF is reprocessed.

Currently, the United States does not reprocess and recycle UNF because of nuclear proliferation concerns, despite the fact that it has an estimated 70 000 t (and counting) of UNF in storage at nuclear facilities across the country.<sup>4</sup> However, the government does recognize that the current storage technology is not a viable long-term solution, but strict licensing requirements in conjunction with high infrastructure/maintenance costs impede the use of existing reprocessing technologies.

## 2. XENON AND KRYPTON SEPARATION TECHNOLOGIES: WHERE DO WE STAND?

Nonradioactive xenon-based devices are ubiquitous in our daily lives, ranging from lighting and lasers to medical devices.<sup>5–9</sup> However, while Xe and Kr are volatile noble gases that are available naturally in the atmosphere, they are exceptionally rare compared with other gases, with detectable concentrations of only 0.09 and 1.1 ppm, respectively. Commercially, these gases are removed from air by an energy-intensive cryogenic distillation method. The separation is accomplished on the basis of differences in the boiling point (e.g., –108.12 and –153.22 °C for Xe and Kr, respectively; Figure 1).<sup>10</sup> In light of

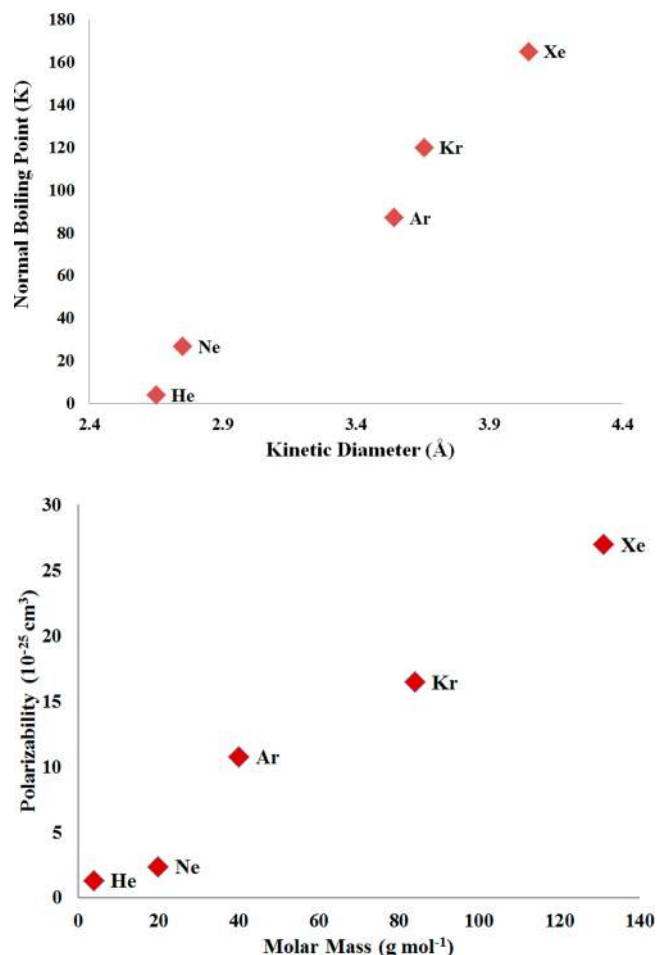


Figure 1. Thermodynamic properties of different noble gases.

the high costs and elevated safety concerns (e.g., possible ozone formation from radiolysis in liquid air), researchers are actively pursuing alternative Xe/Kr capture and storage technologies for off-gas streams.<sup>5–8,11,12</sup> A promising process should be capable of removing Xe and Kr from air and from each other, ideally under ambient temperature and pressure conditions. Typically, UNF would be stored for 5 years or more before being reprocessed. Because of the relatively short half-lives of Xe radionuclides ( $t_{1/2} = 36.3$  days for <sup>127</sup>Xe), only nonradioactive Xe would be present when the fuel is reprocessed. However, about 10 mol of Xe is generated during fission for every mole of Kr. Therefore, to minimize the volume of noble gas waste that needs to be stored, Xe should be separated from the Kr and either recovered for sale or released to the environment. Conversely, <sup>85</sup>Kr, which has a much longer half-life of 10.8 years, needs to be sequestered and transferred to a storage facility where it would be allowed to decay for a minimum of 110 years before potentially being released into the atmosphere, when the majority of the Kr inventory (about 90%, depending on the age of the fuel) is nonradioactive.

The proposed alternatives for Xe/Kr removal can essentially be divided into two categories: selective absorption by dissolution in a solvent and physical adsorption on porous materials.<sup>5,12,13</sup> In principle, the liquid absorption process would be carried out in a similar manner to cryogenic distillation, but the separation factor is governed by the solubility of the targeted gases in a particular solvent and varies as a function of temperature and pressure. For example, a team

of researchers achieved  $^{85}\text{Kr}$  separation factors of up to 1000 and removal efficiencies of 99.9% by implementing an absorption into dichlorodifluoromethane (refrigerant-12, R-12) as a process solvent.<sup>13,14</sup> This fluorocarbon absorption study was carried out on a pilot scale and offered several advantages, including low solvent and refrigeration costs along with reduced explosion hazards. Nevertheless, in order for this technology to be considered as a viable alternative, the operating pressures would need to be reduced and potential solvent losses from process leakage, volatilization, and radiolysis degradation would need to be addressed. Alternatively,  $\text{CO}_2$  was considered as a process solvent and shared many of the advantages offered by fluorocarbon absorption, but this technology is limited to gas streams with elevated  $\text{CO}_2$  concentrations.<sup>14</sup>

Separations relying on physisorption onto microporous materials are widely recognized as a promising alternative to absorption-based technologies because the sorbents are characterized by high surface areas that permit enhanced storage capacities and, in some cases, offer the potential to fine-tune the adsorbate–adsorbent interactions in order to optimize the selectivity. Several types of microporous adsorbents have been tested by various research groups for noble gas capture and sequestration. Among these, zeolite molecular sieves are the largest class of commercially available microporous materials, in which corner-sharing tetrahedral  $\text{TO}_4$  ( $T = \text{Al}, \text{Si}$ ) secondary building units (SBUs) assemble to form extended frameworks with cages, cavities, or channels of suitable size to permit the passage and/or capture of small molecules ( $<1$  nm).<sup>15</sup> Several commercial zeolite molecular sieves have been investigated for noble gas adsorption and separation studies.<sup>12,16</sup> Zeolites such as NaA and NaX have been shown to be selective adsorbents for Xe over Kr (selectivity factors of  $\sim 4$ – $6$ ) but are plagued by low capacities (20–30 wt % at 100 kPa and 25 °C).<sup>16</sup> However, the unique structural characteristics and cost benefits led researchers at Idaho National Laboratory to perform a systematic investigation of Xe/Kr adsorption on mordenite, a synthetic zeolite of general composition  $[(\text{Ca}, \text{Na}_2, \text{K}_2)\text{Al}_2\text{Si}_{10}\text{O}_{24}\cdot 7\text{H}_2\text{O}]$ .<sup>12</sup> Both the protonated (HZ) and silver-exchanged (AgZ) forms bound in a polyacrylonitrile (PAN)-based macroporous polymer (HZ/AgZ-PAN) were evaluated for noble gas adsorption at 191 K and at room temperature. The results indicated that AgZ-PAN exhibits a higher Xe uptake at room temperature compared with HZ-PAN and that the trend reverses at low temperature.<sup>12</sup> Commercially available activated charcoals (or carbons) were also studied by several groups for noble gas adsorption, as they have low cost, high surface area, and high thermal and chemical stability.<sup>17</sup> However, they posed a serious fire-hazard risk due to the presence of  $\text{NO}_x$  in the off-gas stream. Recently, a solid-state material based on porous organic cages (CC3), whose molecular structure consists of repeating organic building blocks that form three-dimensional cages, has been shown to be an excellent separator of a Xe/Kr mixture from an off-gas stream.<sup>18</sup> Among other solid-state adsorbents, metal–organic frameworks (MOFs), a class of hybrid solid-state crystalline materials with tailor-made architectures, have recently emerged as front-runners for relevant adsorption-related applications.<sup>19–21</sup> The focus of this Account is the recent development and future outlook of MOF-based solid-state microporous adsorbents for adsorption of noble gases (in particular Xe and Kr).

### 3. METAL–ORGANIC FRAMEWORKS AS SOLID-STATE ADSORBENTS OF NOBLE GASES

MOFs are generally synthesized *in situ* under mild conditions by directed assembly of prefabricated SBUs in the form of inorganic and organic moieties.<sup>19</sup> Metal ions and/or clusters (i.e., nodes) are bridged together with polyatomic organic linkers (i.e., spacers) to give discrete or extended frameworks. The coordination modes, geometry, directionality, and functionality of the SBUs in conjunction with the synthetic conditions are known factors that govern the underlying topology of the resultant structure.<sup>19</sup> MOFs offer superior advantages over other porous materials (e.g., zeolites, activated carbons, etc.) whereby their hybrid nature and synthetic modularity permit a reticular chemistry approach to target novel materials with diverse chemical compositions, pore sizes, and chemical and thermal stabilities.

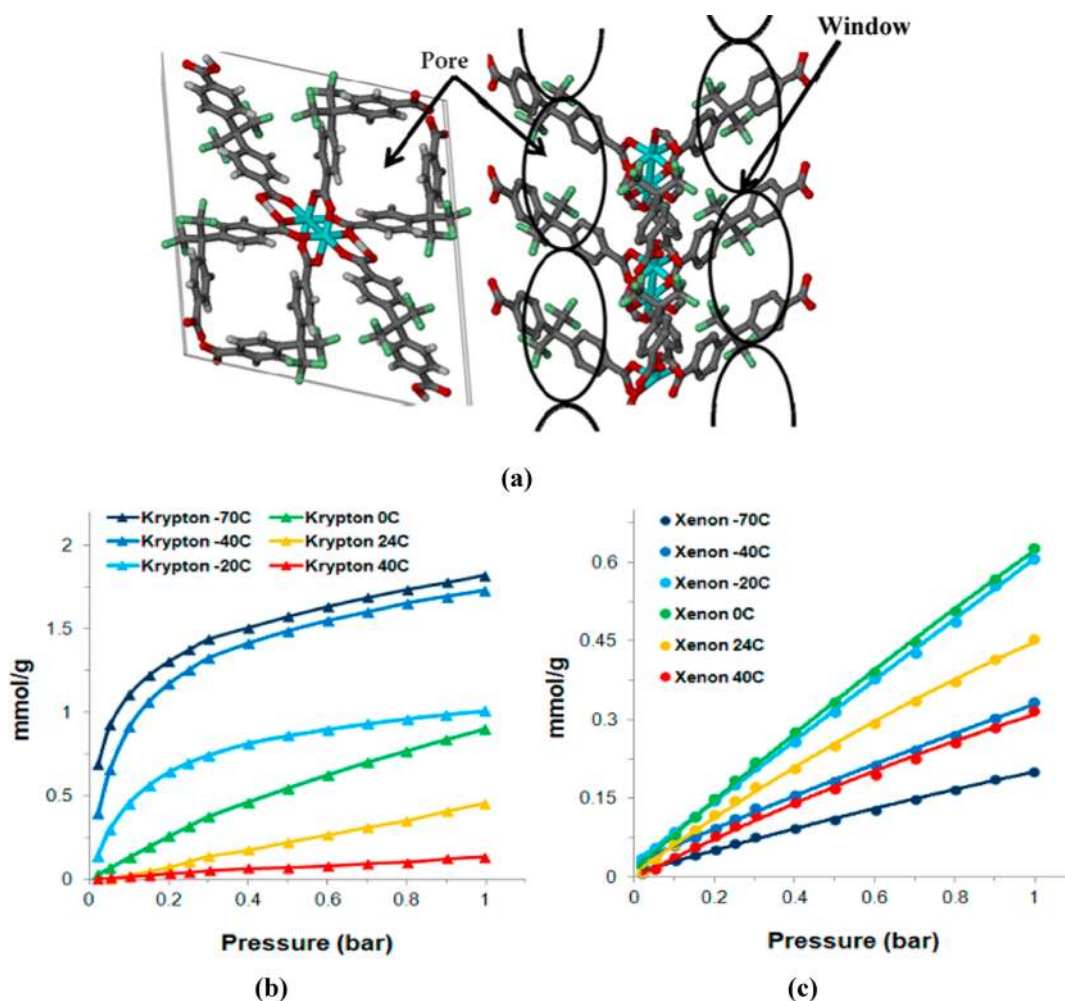
Interestingly, the adsorption of noble gases by MOFs remains largely unexplored, with only a handful of experimental and computational proceedings reported in the literature.<sup>5–8,11,22–24</sup> As noted above, the ability to store and separate Xe and Kr by physisorption at ambient pressures and noncryogenic temperatures with zeolites and activated carbons has led to promising results, but they exhibit low uptake capacity. Fine-tuning of the pore properties of these materials for higher capacity is difficult, a shortcoming that the unique attributes of MOFs are well-poised to address! Computational and experimental studies to date have aimed to evaluate the effect of specific structural parameters to enhance noble gas–MOF interactions. To date, several benchmark MOFs have been tested by us and others with encouraging results. Instead of a comprehensive list, brief summaries of representative MOFs and computational studies are discussed below.

#### 3.1. IRMOF-1 (MOF-5)

IRMOF-1 (IRMOF = isorecticular MOF) is a highly porous MOF (surface area = 3100–3800  $\text{m}^2/\text{g}$ ) with tetranuclear  $\text{Zn}_4\text{O}(\text{O}_2\text{C})_6$ -based SBUs bridged by terephthalate linkers to form a cubic 3-periodic network with squarelike channels with dimensions of  $\sim 1.5$  nm.<sup>25</sup> Mueller and co-workers performed the first experimental pressure-swing adsorption (PSA) study to investigate the adsorption performance for storage of Xe and Kr at room temperature.<sup>24</sup> The goal of this study was to prove that a stainless steel container filled with activated MOF-5 contained more moles of rare gases compared with a cylinder without the MOF at the same gas pressure. Their results showed a pronounced difference for gases with higher polarizability, i.e.,  $\text{Xe} > \text{Kr} > \text{Ar}$ .

#### 3.2. HKUST-1 (Cu-BTC MOF)

HKUST-1 (HKUST = Hong Kong University of Science and Technology) is a 3-periodic Cu-BTC MOF (BTC = benzenetricarboxylate) composed of dimeric Cu(II) paddle-wheel SBUs with two potentially unsaturated metal centers and organic BTC linkers.<sup>26</sup> It is regarded as being an attractive candidate for gas-adsorption applications because of the presence of small and large cavities of internal diameter  $\sim 1.3$ , 1.1, and 0.5 nm, the accessible open Cu(II) metal sites, and the ease of industrial-scale preparation from inexpensive, commercially available starting materials. Mueller and co-workers performed the first experimental study to investigate the Xe/Kr adsorption selectivity of HKUST-1.<sup>24</sup> In a typical breakthrough experiment, a gas stream containing a mixture of Kr (94%) and Xe (6%) was continuously passed through a reactor



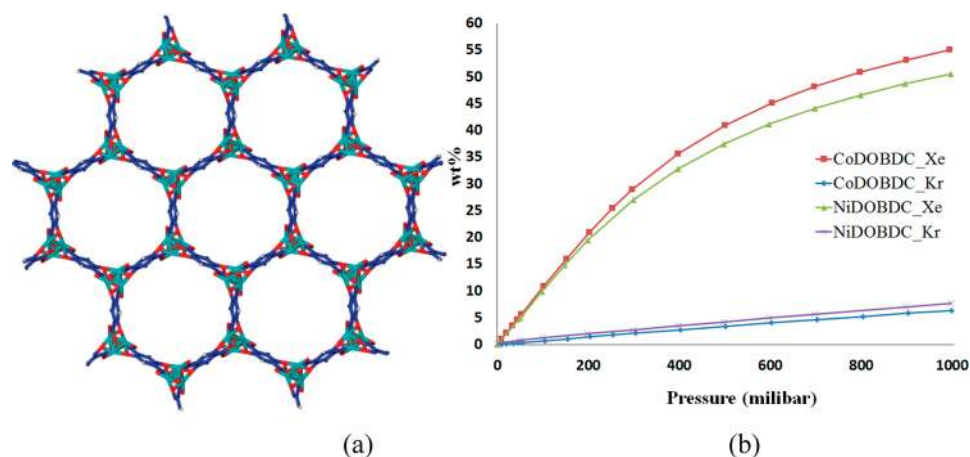
**Figure 2.** (a) Crystal structure of FMOFCu. The 1D open channels are connected through the bottleneck windows. Color code: Cu, green; C, gray; O, red. All hydrogen atoms and guest molecules have been omitted for clarity. (b, c) Variable-temperature pure-component (b) Kr and (c) Xe adsorption isotherms for FMOFCu collected up to pressures of 1 bar at six temperatures ranging from  $-70$  to  $40$  °C. Reproduced from ref 22. Copyright 2012 American Chemical Society.

packed with the activated material at  $55$  °C and 4 MPa. A significant improvement was observed for the Xe/Kr selectivity compared with activated carbons: the Xe concentration measured in the reactor outlet was reduced to 50 ppm because of the preferential adsorption of Xe in the MOF sorbent. We performed a dynamic breakthrough column measurement at 100 kPa and room temperature with pellets of commercially available HKUST-1.<sup>7</sup> The single-component and binary breakthrough curves reveal that this material preferentially adsorbs Xe over Kr. However, the Xe capacity (3.18 mol/kg) was still lower than that of the benchmark activated carbon (3.72 mol/kg). Moreover, the selectivities measured for three gas compositions (i.e., Xe/Kr = 20:80, 50:50, 80:20) were consistently lower than those for activated carbon (e.g.,  $\sim 2.6$  at 100 kPa). Interestingly, in accordance with nuclear fuel reprocessing applications, HKUST-1 was found to selectively adsorb low (ppm) concentrations of Xe and Kr from air (e.g.,  $N_2$ , 78%;  $O_2$ , 21%, Ar, 0.9%;  $CO_2$ , 0.03%, etc.) with values comparable to those for activated carbon.<sup>7</sup> To pinpoint the preferred adsorption sites of Xe in HKUST-1 and thereby understand the mechanism of Xe/Kr selectivity, studies were conducted using several analytical techniques including  $^{129}\text{Xe}$  NMR spectroscopy, grand-canonical Monte Carlo (GCMC) simulations, and synchrotron neutron and X-ray diffraction.<sup>27,28</sup>

These results, most notably those by Hulvey and co-workers, confirmed the location of the favorable Xe adsorption site as being the small pockets and the surrounding windows leading to the cavity. This is in contrast to what was observed for other gases (e.g.,  $H_2$ ,  $CO_2$ ), where the adsorbate primary interaction site is the accessible unsaturated Cu(II) center.<sup>27</sup>

### 3.3. FMOFCu

FMOFCu is a twofold-interpenetrated, partially fluorinated Cu-based MOF in which copper paddlewheel SBUs are connected by ditopic V-shaped 4,4'-hexafluoroisopropylidenebis(benzoate) (hfpbb) linkers to form the overall 3-periodic framework.<sup>22</sup> This particular MOF was specifically selected by us for Xe/Kr adsorption studies because of its potential to exhibit a "molecular sieving" effect. The pore structure contains tubular cavities (ca.  $0.51$  nm  $\times$   $0.51$  nm) with bottleneck windows having estimated dimensions of  $0.35$  nm  $\times$   $0.35$  nm. Accordingly, under the appropriate conditions it was possible for Kr to be selectively adsorbed over Xe, as their kinetic diameters are 0.36 and 0.39 nm, respectively. Most porous adsorbents (e.g., zeolites) preferentially adsorb Xe over Kr, a process primarily driven by the higher polarizability of Xe atoms. Indeed, pure-component gas adsorption isotherms confirmed that FMOFCu is selective toward Kr (termed



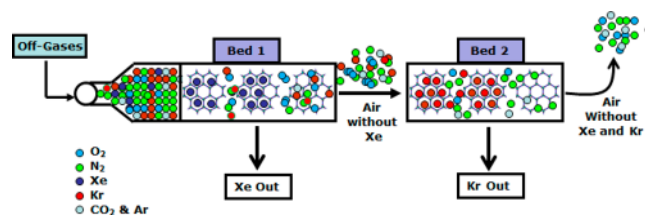
**Figure 3.** (a) Honeycomb network structure of Ni-DOBDC. (b) Xe and Kr adsorption isotherms at room temperature for M-DOBDC (M = Ni, Co). Reproduced with permission from ref 5. Copyright 2012 Royal Society of Chemistry.

“reverse selectivity”). The behavior was temperature-dependent and observed only below 0 °C (Figure 2).<sup>22</sup> The selectivity was reversed above 0 °C, where the Xe and Kr adsorption capacities were comparable across the entire pressure range. The lowest Xe capacity was observed at −70 °C, probably because of the contraction of the bottleneck windows. The windows appeared to expand and the molecules readily diffused above 0 °C. The “reverse selectivity” behavior was predicted by computational studies, though the example of FMOFCu remains the only experimental report to date.<sup>29,30</sup>

### 3.4. M-DOBDC (M-MOF-74)

M-DOBDC (M = Mg, Mn, Fe, Co, Ni, Zn; DOBDC = 2,5-dihydroxyterephthalate; MOF-74-M) is a class of isostructural microporous MOFs with regular, hexagonal unidimensional pores decorated with open metal sites at the pore surface.<sup>31</sup> The presence of abundant, accessible open metal sites and the significant porosity (~1000–1500 m<sup>2</sup>/g) leads to excellent adsorption properties for various adsorbates. We carried out adsorption experiments on Ni-DOBDC and found that it has a Xe adsorption capacity of 55 wt % at 100 kPa and 298 K, comparable to that of activated carbon (Figure 3).<sup>5</sup> However, it exhibits a Kr uptake of only 3 wt % under similar experimental conditions. Ni-DOBDC has a high isosteric heat of adsorption ( $Q_{st}$ ) across a wide range for Xe (22 kJ/mol) and a Xe/Kr selectivity of ~5–6, twice that of activated carbon. The preferential adsorption of Xe atoms and associated high  $Q_{st}$  are believed to be due to the interaction between adsorbed Xe atoms and the accessible open metal sites. The work by Perry and co-workers on the other M-DOBDC (M = Mg, Co, Zn) showed that the adsorption performance and selectivity was largely unaffected by variation of the metal center, as the formal charge and the nature of the interaction remained the same across the series.<sup>9</sup> Eventually, we were able to enhance the uptake capacity and selectivity of Ni-DOBDC with a nanoparticle loading approach.<sup>6</sup> The silver-nanoparticle-loaded Ni-DOBDC (Ag@Ni-DOBDC) had better Xe uptake capacity (70 wt %) and selectivity (Xe/Kr ≈ 7) than the parent framework because of the strong dipole–induced dipole interaction between adsorbed Xe atoms and uniformly dispersed silver clusters within the pores. The high Xe adsorption capacity of Ni-DOBDC and the reverse selectivity of FMOFCu were combined in a two-bed breakthrough measurement in which Xe was removed from the mixture stream first using a Ni-DOBDC

bed. The left-over gas stream containing a higher percentage of Kr than the original stream was then flowed over a FMOFCu bed at 233 K to adsorb the Kr. Since most of Xe was captured in the first bed, the competition for the adsorption site in second bed was comparatively low, leading to a higher Kr uptake than usual (Figure 4).<sup>32</sup>



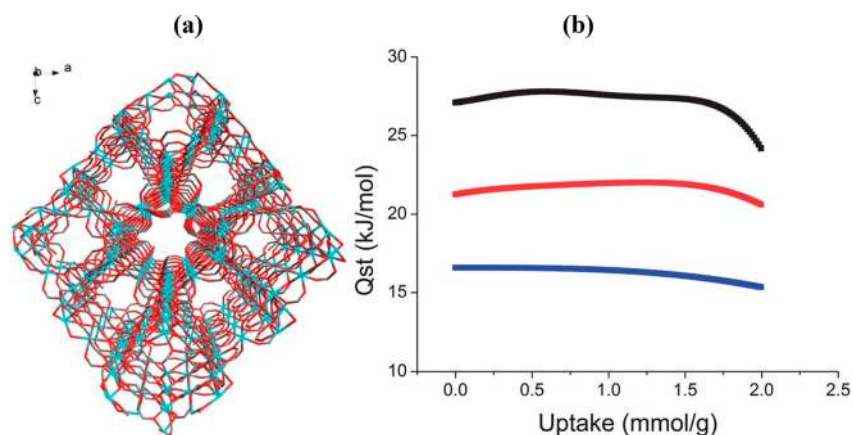
**Figure 4.** Separation of radioactive Kr from nuclear reprocessing plants using two-column adsorption modules. Reproduced from ref 32. Copyright 2014 American Chemical Society.

### 3.5. M<sub>3</sub>(HCOO)<sub>6</sub>

Among a diverse range of metal formates, M<sub>3</sub>(HCOO)<sub>6</sub> (M = Mg, Ni, Co, Zn, Mn) is particularly noteworthy because of its simplistic diamondoid topology and the existence of a zigzag channel with an effective pore size of 0.5 to 0.6 nm.<sup>8,11</sup> The adsorption of Xe in nanoporous Co<sub>3</sub>(HCOO)<sub>6</sub> shows a type I adsorption isotherm (26 wt % at 25 °C and 100 kPa), while the adsorption isotherm for Kr was found to be linear.<sup>8</sup> As expected from the nature of isotherms, a greater  $Q_{st}$  for Xe (29 kJ/mol) than for Kr (22 kJ/mol) was calculated for Co<sub>3</sub>(HCOO)<sub>6</sub>, and similar  $Q_{st}$  trends were also observed for the other isostructural metal analogues (Figure 5). The follow-up breakthrough experiments backed up the Xe selectivity (~6) for the M<sub>3</sub>(HCOO)<sub>6</sub> series.<sup>8</sup> Simulations showed that each Xe atom optimally fits within a segment (i.e., a zig or a zag) and thus can interact more effectively with the  $\pi$  cloud of the formate groups on the pore surface.<sup>11</sup>

### 3.6. MOF-505

MOF-505 is a 3-periodic MOF composed of copper paddlewheel SBUs connected by the organic linker biphenyl-3,3',5,5'-tetracarboxylate (bptc), forming different pore diameters (0.48, 0.71, and 0.95 nm).<sup>23</sup> Bae and co-workers chose MOF-505 on the basis of published simulation studies showing a high Xe/Kr selectivity over the typical operating pressure

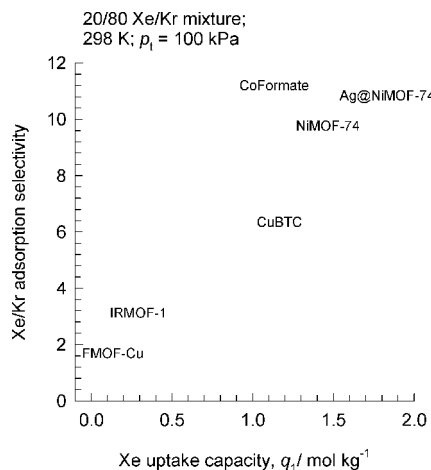


**Figure 5.** (a)  $\text{Co}_3(\text{HCOO})_6$  framework along the crystallographic [010] axis. (b)  $Q_{st}$  values for xenon (black), krypton (red), and argon (blue) measured at cryogenic temperatures. Reproduced with permission from ref 8. Copyright 2013 Royal Society of Chemistry.

range (0.1 to 1 MPa).<sup>23,29</sup> The breakthrough experiment with a 20:80 mixture of Xe and Kr indicated a much higher retention time for Xe compared with Kr, and the selectivity was calculated to be 9–10, in line with the results of the simulations. The higher Xe selectivity is attributed to the pore confinement effect and the presence of “polarizable” open metal sites of the paddle wheel SBUs at the pore surface.

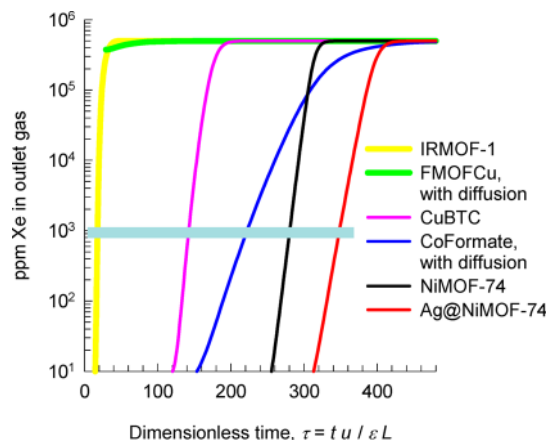
### 3.7. Comparison of the Separation Performance of Various MOFs

The separation performance of MOFs in industrial fixed-bed adsorbers is governed by a combination of three factors: (a) adsorption selectivity, (b) uptake capacity, and (c) intracrystalline diffusivities of guest molecules.<sup>33</sup> The selection of MOFs solely on the basis of adsorption selectivity, as is commonly done in published studies, often leads to misleading conclusions.<sup>29</sup> To illustrate this, we consider the separation of 20:80 Xe/Kr mixtures by each of six MOFs: Ni-DOBDC, Ag@Ni-DOBDC, HKUST-1, IRMOF-1, FMOFCu, and  $\text{Co}_3(\text{HCOO})_6$ . The hierarchy of Xe/Kr adsorption selectivities is  $\text{Co}_3(\text{HCOO})_6 > \text{Ag}@Ni\text{-DOBDC} > Ni\text{-DOBDC} > HKUST\text{-}1 > IRMOF\text{-}1 > FMOFCu$ . The Xe uptake capacities follow a different hierarchy:  $\text{Ag}@Ni\text{-DOBDC} > Ni\text{-DOBDC} > \text{Co}_3(\text{HCOO})_6 > HKUST\text{-}1 > IRMOF\text{-}1 > FMOFCu$  (Figure 6). Transient breakthrough simulations are potent tools for comparing the separation performance of MOFs because they



**Figure 6.** Plot of adsorption selectivity vs uptake Xe capacity.

take proper account of selectivity, uptake capacity, and diffusion limitations. The breakthrough characteristics of 20:80 Xe/Kr mixtures in fixed beds packed with each of the six MOFs are shown in Figure 7 (see the Supporting Information for



**Figure 7.** Transient breakthrough simulations showing the concentrations of Xe (in ppm) in the outlet gas mixtures of 20:80 Xe/Kr mixtures exiting fixed-bed absorbers containing various MOFs.

simulation details). Both IRMOF-1 and FMOFCu are incapable of producing Kr of the desired purity. The longest breakthrough time is obtained with Ag@Ni-DOBDC; consequently, this MOF is the best to produce Kr with the desired purity level (see the Supporting Information for a video animation). The hierarchy of Kr selectivities is  $\text{Ag}@Ni\text{-DOBDC} > Ni\text{-DOBDC} > \text{Co}_3(\text{HCOO})_6 > HKUST\text{-}1$ . It should be noted that because of the lower Xe uptake capacity and diffusion limitations,  $\text{Co}_3(\text{HCOO})_6$ , which has the highest Xe/Kr selectivity, performs significantly poorer than Ag@Ni-DOBDC.

### 3.8. Computational Studies

The number of potential MOFs for Xe/Kr separation is enormous, with many new novel structures produced weekly. However, because of time constraints and lack of available resources, it is not feasible for experimentalists to systematically screen all MOFs for their gas adsorption behavior. In an effort to alleviate this dilemma, the use of computational methods has gained momentum and provided valuable insight toward the development of structure–property trends that allow the

adsorption properties for a given material (e.g., capacity, selectivity, diffusion, preferred adsorption sites, etc.) to be simulated for both existing and hypothetical MOFs.<sup>29,30,34</sup> Sikora and co-workers used high-throughput computational methods to generate 137 000 hypothetical MOFs possessing assorted coordination modes, chemical compositions, pore sizes, and morphologies.<sup>30</sup> The Xe/Kr adsorption data generated from GCMC simulations confirmed that the pore size and shape play a fundamental role in governing the adsorbate–MOF interactions. Enhanced selectivity was observed for structures having tubelike uniform pores with diameters large enough to accommodate at most one Xe atom. However, a promising candidate must also exhibit high uptake capacities, and therefore, a fine balance exists between optimal pore size and surface area. This was exemplified by Ryan and co-workers, who performed GCMC simulations on a series of prominent MOFs with diverse chemical and structural characteristics.<sup>29</sup> Not surprisingly, they found that MOFs with higher surface area adsorb larger amounts of Xe and Kr and thus exhibit lower selectivity. Accordingly, among all of the MOFs tested, Pd-MOF is the most selective sorbent for Xe/Kr, but its low adsorption capacity leaves plenty of room for improvement. Given the diverse nature and internal complexity of these materials, employing the computer simulation results is often not straightforward and in many cases involves approximations that have the potential to significantly affect the outcome. In general, reported differences between simulated and experimental results commonly arise from sample preparation and activation procedures and impurities, pore blockage, particle size, and insufficient amount of sample for sorption analysis.<sup>34</sup> From a modeling perspective, differences could be attributed to the applied force field parameters (e.g., rigid vs flexible), taking into account or neglecting polarization, charges, etc. In order to produce high-quality data, it is therefore imperative to perform Brunauer–Emmett–Teller screening measurements to ensure that the appropriate solvent system and activation temperature are employed in order to fully exploit the available porosity of the MOF.

#### 4. FUTURE SCOPE AND OUTLOOK

Porous MOFs are advantageous over other adsorbents because they can be tailored for specific applications. However, as of the date of this article, no large-scale commercial use of MOF-based adsorbents has been reported. Traditionally, MOFs have been envisioned for applications related to carbon capture and sequestration, H<sub>2</sub> storage, and hydrocarbon separation. Since the scale of these applications is enormous, material cost is a major consideration for any practical application. Unlike industrial adsorbents such as zeolites, large-scale production of MOFs is rare. However, with advances in synthetic methodology and appropriate monetary investment in large-scale linker synthesis, MOF prices comparable to those of synthetic zeolites may be possible in the near future. The separation of Xe and Kr during UNF reprocessing is comparatively small-scale, and the cost of the adsorbent material may not have a major impact on the overall cost of a process based on MOFs (though the quality of separation does!). The separation of Xe and Kr in MOF-based solid-state adsorbents occurs as a function of adsorbate size and polarizability. On the basis of our own experimental work on Xe/Kr separation using MOF-based adsorbents, it is clear that an ideal material should have one or more of the following properties: (a) the presence of a high concentration of polar or

accessible unsaturated metal centers on the pore surface (e.g., Ni-DOBDC); (b) narrow uniform pores or pockets with diameters that are slightly larger than the kinetic diameter of the adsorbate (e.g., Co<sub>3</sub>(HCOO)<sub>6</sub>, CC3, and FMOFCu); (c) the introduction of polarized nanoparticles within the MOF (e.g., Ag@Ni-DOBDC); (d) temperature-dependent separation of the gas mixture (e.g., FMOFCu). Since it is highly unlikely that one single adsorbent will have all of the desired properties, an optimal MOF-based solid-state adsorbent system for Xe/Kr separation might eventually be obtained by a combination approach in which multiple MOF adsorbents are used to separate and capture Xe and Kr from the flue gas stream. We recently reported such a combination approach where a two-MOF system was used to obtain much higher separation performance. As mentioned previously, MOFs are more selective toward Xe over Kr because of the polarizability difference. However, the presence of excess Xe in the stream means that Xe competes for the same adsorption sites in the MOF as Kr. The use of a material with high Xe adsorption capacity (e.g., Ni-DOBDC) first leads to reduction of the concentration of Xe in the flue gas stream. The gas stream can then be flowed through a second material with high Kr selectivity (e.g., FMOFCu) to capture and sequester Kr from the flue gas. Since Xe is no longer present to compete for sorption sites in the adsorbent in the second material, the capacity and selectivity for Kr increases significantly.<sup>12,32</sup> Apart from the engineering challenges, the use of advanced computer programs to estimate and analyze the selectivities and capacities for MOF adsorbents is a major breakthrough. Computer simulations give direction for experimentalists to narrow their search for potential MOF structures and compositions from the enormous database or to design a new MOF by novel synthetic strategies. The application of computer simulations in predicting tailor-made MOF morphologies is likely to advance in the future with improvements in software and computing power. Finally, the adsorptive separation of Xe and Kr on porous MOFs is a relatively new research area, and relatively few materials have been evaluated to date. The deliberate tuning of the crystal structure and composition using crystal engineering principles, guided by the results of computational studies, to form MOFs that are tailored specifically for the separation of Xe and Kr is likely to yield further fundamental and applied results in the near future.

#### ■ ASSOCIATED CONTENT

##### Supporting Information

IAST calculations, comparisons of Xe/Kr separations with different MOFs on the basis of breakthrough experiments, transient breakthrough simulations, and a video animation of the transient breakthrough of Xe/Kr with Ag@Ni-DOBDC (AVI). This material is available free of charge via the Internet at <http://pubs.acs.org>.

#### ■ AUTHOR INFORMATION

##### Corresponding Author

\*E-mail: Praveen.thallapally@pnnl.gov.

##### Present Address

||A.J.C.: Aramco Services Company (ASC), Production Technology Team, 16300 Park Row, Houston, Texas 77084, USA.



## Author Contributions

The manuscript was written through contributions of all authors. All authors have given approval to the final version of the manuscript.

## Notes

The authors declare no competing financial interest.

## Biographies

**Debasis Banerjee** and **Amy J. Cairns** are postdoctoral associates at PNNL working on noble gas separation using porous materials as adsorbents.

**Jian Liu**, **Radha K. Motkuri**, **Satish K. Nune**, and **Carlos A. Fernandez** are senior scientists at PNNL working on several different research areas involving porous materials.

**Rajamani Krishna** is a professor at the University of Amsterdam in The Netherlands. He has more than 400 peer-reviewed journal articles on adsorption and diffusion in nanoporous crystalline materials.

**Denis M. Strachan** is a laboratory fellow at PNNL. His research interests include scientific problems related to nuclear waste management.

**Praveen K. Thallapally** is a senior scientist at PNNL. His research interests include several aspects of materials chemistry, including adsorptive separation, separation and immobilization of radionuclides (Kr, I<sub>2</sub>), and the development of electrooptic-responsive MOFs. He has more than 100 peer reviewed publications in the area of porous materials.

## ACKNOWLEDGMENTS

We thank the US Department of Energy (DOE), Office of Nuclear Energy, and in particular, J. Bresee, for their support. T. Todd (Idaho National Laboratory) and B. Jubin (Oak Ridge National Laboratory) provided programmatic support and guidance. Pacific Northwest National Laboratory is a multi-program national laboratory operated for the US Department of Energy by Battelle Memorial Institute under Contract DE-AC05-76RL01830.

## REFERENCES

- (1) *International Energy Outlook 2013*; U.S. Energy Information Administration: Washington, DC, 2013.
- (2) Hoffert, M. I.; Caldeira, K.; Benford, G.; Criswell, D. R.; Green, C.; Herzog, H.; Jain, A. K.; Khesghi, H. S.; Lackner, K. S.; Lewis, J. S.; Lightfoot, H. D.; Manheimer, W.; Mankins, J. C.; Mauel, M. E.; Perkins, L. J.; Schlesinger, M. E.; Volk, T.; Wigley, T. M. L. Advanced technology paths to global climate stability: Energy for a greenhouse planet. *Science* **2002**, *298*, 981–987.
- (3) *Blue Ribbon Commission on America's Energy Future: Report to the Secretary of Energy*; U.S. Department of Energy: Washington, DC, 2012.
- (4) *Strategy for the Management and Disposal of Used Nuclear Fuel and High-Level Radioactive Waste*; U.S. Department of Energy: Washington, DC, 2013.
- (5) Thallapally, P. K.; Grate, J. W.; Motkuri, R. K. Facile xenon capture and release at room temperature using a metal–organic framework: A comparison with activated charcoal. *Chem. Commun.* **2012**, *48*, 347–349.
- (6) Liu, J.; Strachan, D. M.; Thallapally, P. K. Enhanced noble gas adsorption in Ag@MOF-74Ni. *Chem. Commun.* **2014**, *50*, 466–468.
- (7) Liu, J.; Thallapally, P. K.; Strachan, D. Metal–Organic Frameworks for Removal of Xe and Kr from Nuclear Fuel Reprocessing Plants. *Langmuir* **2012**, *28*, 11584–11589.

(8) Wang, H.; Yao, K. X.; Zhang, Z. J.; Jagiello, J.; Gong, Q. H.; Han, Y.; Li, J. The first example of commensurate adsorption of atomic gas in a MOF and effective separation of xenon from other noble gases. *Chem. Sci.* **2014**, *5*, 620–624.

(9) Perry, J. J.; Teich-McGoldrick, S. L.; Meek, S. T.; Greathouse, J. A.; Haranczyk, M.; Allendorf, M. D. Noble Gas Adsorption in Metal–Organic Frameworks Containing Open Metal Sites. *J. Phys. Chem. C* **2014**, *118*, 11685–11698.

(10) Kerry, F. G. *Industrial Gas Handbook: Gas Separation and Purification*; CRC Press: Boca Raton, FL, 2007.

(11) Lawler, K. V.; Hulvey, Z.; Forster, P. M. Nanoporous metal formates for krypton/xenon separation. *Chem. Commun.* **2013**, *49*, 10959–10961.

(12) Soelberg, N. R.; Garn, T. G.; Greenhalgh, M. R.; Law, J. D.; Jubin, R.; Strachan, D. M.; Thallapally, P. K. Radioactive Iodine and Krypton Control for Nuclear Fuel Reprocessing Facilities. *Sci. Technol. Nucl. Install.* **2013**, No. 702496.

(13) Little, D. K.; Eby, R. S.; Norton, J. L.; Patton, J. L.; Schultz, R. M.; Varagona, J. M. *Noble Gas Removal and Concentration by Combining Fluorocarbon Adsorption and Adsorption Techniques*; Oak Ridge Gaseous Diffusion Plant: Oak Ridge, TN, 1982.

(14) *Separation, Storage and Disposal of Krypton-85*; International Atomic Energy Agency: Vienna, 1980.

(15) Breck, D. W. *Zeolite Molecular Sieves: Structure, Chemistry and Use*; John Wiley & Sons: New York, 1974.

(16) Jameson, C. J.; Jameson, A. K.; Lim, H. M. Competitive adsorption of xenon and krypton in zeolite NaA: Xe-129 nuclear magnetic resonance studies and grand canonical Monte Carlo simulations. *J. Chem. Phys.* **1997**, *107*, 4364–4372.

(17) Bazan, R. E.; Bastos-Neto, M.; Moeller, A.; Dreisbach, F.; Staudt, R. Adsorption equilibria of O<sub>2</sub>, Ar, Kr and Xe on activated carbon and zeolites: Single component and mixture data. *Adsorption* **2011**, *17*, 371–383.

(18) Chen, L.; Reiss, P. S.; Chong, S. Y.; Holden, D.; Jelfs, K. E.; Hasell, T.; Little, M. A.; Kewley, A.; Briggs, M. E.; Stephenson, A.; Thomas, K. M.; Armstrong, J. A.; Bell, J.; Busto, J.; Noel, R.; Liu, J.; Strachan, D. M.; Thallapally, P. K.; Cooper, A. I. Separation of rare gases and chiral molecules by selective binding in porous organic cages. *Nat. Mater.* **2014**, *13*, 954–960.

(19) Zhou, H. C.; Long, J. R.; Yaghi, O. M. Introduction to Metal–Organic Frameworks. *Chem. Rev.* **2012**, *112*, 673–674 and references therein.

(20) Kitagawa, S.; Kitaura, R.; Noro, S. Functional porous coordination polymers. *Angew. Chem., Int. Ed.* **2004**, *43*, 2334–2375.

(21) Férey, G. Hybrid porous solids: Past, present, future. *Chem. Soc. Rev.* **2008**, *37*, 191–214.

(22) Fernandez, C. A.; Liu, J.; Thallapally, P. K.; Strachan, D. M. Switching Kr/Xe Selectivity with Temperature in a Metal–Organic Framework. *J. Am. Chem. Soc.* **2012**, *134*, 9046–9049.

(23) Bae, Y. S.; Hauser, B. G.; Colon, Y. J.; Hupp, J. T.; Farha, O. K.; Snurr, R. Q. High xenon/krypton selectivity in a metal–organic framework with small pores and strong adsorption sites. *Microporous Mesoporous Mater.* **2013**, *169*, 176–179.

(24) Mueller, U.; Schubert, M.; Teich, F.; Puetter, H.; Schierle-Arndt, K.; Pastre, J. Metal–organic frameworks—Prospective industrial applications. *J. Mater. Chem.* **2006**, *16*, 626–636.

(25) Li, H.; Eddaoudi, M.; O'Keeffe, M.; Yaghi, O. M. Design and synthesis of an exceptionally stable and highly porous metal–organic framework. *Nature* **1999**, *402*, 276–279.

(26) Chui, S. S. Y.; Lo, S. M. F.; Charmant, J. P. H.; Orpen, A. G.; Williams, I. D. A chemically functionalizable nanoporous material [Cu<sub>3</sub>(TMA)<sub>2</sub>(H<sub>2</sub>O)<sub>3</sub>]<sub>n</sub>. *Science* **1999**, *283*, 1148–1150.

(27) Hulvey, Z.; Lawler, K. V.; Qao, Z. W.; Zhou, J.; Fairen-Jimenez, D.; Snurr, R. Q.; Ushakov, S. V.; Navrotsky, A.; Brown, C. M.; Forster, P. M. Noble Gas Adsorption in Copper Trimesate, HKUST-1: An Experimental and Computational Study. *J. Phys. Chem. C* **2013**, *117*, 20116–20126.

(28) Bohlmann, W.; Poppl, A.; Sabo, M.; Kaskel, S. Characterization of the metal–organic framework compound Cu<sub>3</sub>(benzene-1,3,5-

tricarboxylate)<sub>2</sub> by means of <sup>129</sup>Xe nuclear magnetic and electron paramagnetic resonance spectroscopy. *J. Phys. Chem. B* **2006**, *110*, 20177–20181.

(29) Ryan, P.; Farha, O. K.; Broadbelt, L. J.; Snurr, R. Q. Computational Screening of Metal–Organic Frameworks for Xenon/Krypton Separation. *AIChE J.* **2011**, *57*, 1759–1766.

(30) Sikora, B. J.; Wilmer, C. E.; Greenfield, M. L.; Snurr, R. Q. Thermodynamic analysis of Xe/Kr selectivity in over 137 000 hypothetical metal–organic frameworks. *Chem. Sci.* **2012**, *3*, 2217–2223.

(31) Caskey, S. R.; Wong-Foy, A. G.; Matzger, A. J. Dramatic Tuning of Carbon Dioxide Uptake via Metal Substitution in a Coordination Polymer with Cylindrical Pores. *J. Am. Chem. Soc.* **2008**, *130*, 10870–10871.

(32) Liu, J.; Fernandez, C. A.; Martin, P. F.; Thallapally, P. K.; Strachan, D. M. A Two-Column Method for the Separation of Kr and Xe from Process Off-Gases. *Ind. Eng. Chem. Res.* **2014**, *53*, 12893–12899.

(33) Krishna, R. The Maxwell–Stefan description of mixture diffusion in nanoporous crystalline materials. *Microporous Mesoporous Mater.* **2014**, *185*, 30–50.

(34) Van Heest, T.; Teich-McGoldrick, S. L.; Greathouse, J. A.; Allendorf, M. D.; Sholl, D. S. Identification of Metal–Organic Framework Materials for Adsorption Separation of Rare Gases: Applicability of Ideal Adsorbed Solution Theory (IAST) and Effects of Inaccessible Framework Regions. *J. Phys. Chem. C* **2012**, *116*, 13183–13195.