

Preparation of nanostructured TiO₂ photoelectrode for flexible dye-sensitized solar cell applications

S. Karuppuchamy · Y. Andou · T. Endo

Received: 28 December 2011 / Accepted: 14 June 2012 / Published online: 12 July 2012
© The Author(s) 2012. This article is published with open access at Springerlink.com

Abstract Nanocrystalline titanium dioxide (TiO₂) thin film was successfully prepared by simple electrodeposition method from alkaline aqueous solution containing potassium titanium oxalate and hydroxylamine. Surface characterization of the electrodeposited films indicates the formation of crystalline TiO₂. The dye solar cell constructed from dye-modified electrodeposited TiO₂ film achieved an overall light-to-electricity conversion efficiency of 2.1 % under 1 sun illumination, indicating its high potential as a photoelectrode material for the DSCs.

Keywords Electrodeposition · Titanium dioxide · Nanostructure · Solar cell

Introduction

Nanostructured semiconductor oxide materials have recently attracted a great deal of attention owing to their excellent optical, chemical, photoelectrochemical and electronic properties. Among the metal oxides, nanocrystalline titanium dioxide (TiO₂) is one of the most investigated materials due to its important applications in

environmental cleanup (Andersson et al. 2002; Karuppuchamy and Jeong 2005; Karuppuchamy et al. 2006), photocatalysis (Kawahara et al. 2007a, b; Miyazaki et al. 2008) and dye-sensitized solar cells (DSC) (O'Regan and Graetzel 1991; Karuppuchamy et al. 2001, 2002, 2006; Oekermann et al. 2004; Okada et al. 2005; Wessels et al. 2008; Park et al. 2011; Wang and Kerr 2011). For these industrial applications, the preparation of optically transparent TiO₂ films in a large area and the improvement of their photo-functional properties would be crucial tasks. So far thin films of transparent TiO₂ are classically deposited from the vapor phase. However, these methods have high costs, and the preparation of films in a large area is technically difficult. Electrodeposition is a promising technique for the preparation of transparent nanocrystalline semiconductor oxide thin films in large area substrates. Therefore, our recent research has been focused on the development of nanostructured TiO₂ films by simple and low-cost electrochemical method (Karuppuchamy et al. 2001, 2002; Oekermann et al. 2004). In this study, we describe a widely applicable and relatively simple electrochemical approach for the successful preparation of nanocrystalline TiO₂ thin film. Further, the promising applications of electrodeposited TiO₂ thin films in dye-sensitized solar cells also reported.

Experimental

A conventional three-electrode single compartment cell was used with an ITO-coated glass as a working electrode, a Pt foil as a counter electrode and an Ag/AgCl as a reference electrode. The deposition bath consisted of an aqueous solution of 0.1 M K₂[TiO(C₂O₄)₂] and 1 M Hydroxylamine. The pH of this solution was adjusted to 8.0 by the addition of KOH. Cathodic electrodeposition was carried out in the potential range between –1.0 and

S. Karuppuchamy
Department of Chemistry, Kongu Engineering College,
Perundurai, Erode, Tamilnadu 638 052, India

S. Karuppuchamy (✉) · Y. Andou
Eco-Town Collaborative R&D Center for the Environment
and Recycling, Kyushu Institute of Technology, 2-4 Hibikino,
Wakamatsu-ku, Kitakyushu, Fukuoka 808 0196, Japan
e-mail: skchamy@gmail.com

T. Endo
Molecular Engineering Institute, Kinki University,
11-6 Kayanomori, Iizuka, Fukuoka 820-8555, Japan

–1.2 V (vs. Ag/AgCl) which led to the formation of TiO₂ film on the ITO electrode. Subsequently, the electrodeposited film was subjected to heat-treatment at 450 °C for 1 h in air to obtain crystalline anatase TiO₂ thin film. The resultant films were characterized by X-ray diffractometry (XRD) and scanning electron microscopy (SEM).

For dye-sensitized photoelectrochemical investigations, a sandwich-type configuration was employed. A Pt-coated glass slide was used as a counter electrode, and 0.1 M LiI + 0.05 M I₂ + 0.6 M dimethylpropylimidazolium iodide + 0.5 M tert-butylpyridine in methoxypropionitrile was used as electrolyte. The dye tetrabutylammonium *cis*-di(thiocyanato)-*N,N'*-bis-(4-carboxylato-4'-carboxylic acid-2,2'-bipyridine)ruthenate(II) (N719, Solaronix) was adsorbed by immersing the electrodeposited TiO₂ films in a 0.3 mM ethanolic solution of the dye. The dye-coated electrodes were rinsed quickly with acetonitrile and used as such for photovoltaic measurements. Photocurrent–voltage characteristics of solar cells were measured using IV curve analyzer and solar simulator equipped with AM 1.5 filter was used as a light source.

Results and discussion

Figure 1 shows a typical XRD pattern of cathodically electrodeposited and heat-treated TiO₂ sample. The XRD pattern of the as-deposited film indicates the formation of reduced form of TiO₂, i.e. Ti₅O₉ (Fig. 1a). The reduced form of TiO₂ was completely converted into anatase TiO₂ after the heat treatment. Optical properties of the electrodeposited films were studied by UV–vis absorption spectra (Fig. 2). The electrodeposited pure TiO₂ thin film exhibits a gradual increase of absorbance along with decrease in wavelength due to light scattering and a sharp increase of band gap absorption below approximately 380 nm. The TiO₂/N719 thin film shows absorption in visible range peaking at 520 nm, somewhat shifted towards a longer wavelength compared to that of the solution. This may be due to the formation of ester-like linkage for the anchoring of the dyes with carboxylic acid groups on TiO₂ surface.

Figure 3 shows the photocurrent–voltage characteristic of the cell constructed from electrodeposited TiO₂ porous film. The solar cell generates a short-circuit photocurrent density (J_{sc}) of 6.5 mA/cm², an open-circuit voltage (V_{oc}) of 0.74 V, fill factor (F.F.) of 0.43 and an overall 2.1 % light-to-electricity conversion efficiency (η) under 1 sun illumination. The insufficient efficiency of the present material could be partly due to the low amount of dye in the film. The loaded dye in the present case was indeed much lower (9.7×10^{-9} mol/cm²) than the optimum value (exceeding 1×10^{-7} mol/cm²), which is attributable to the

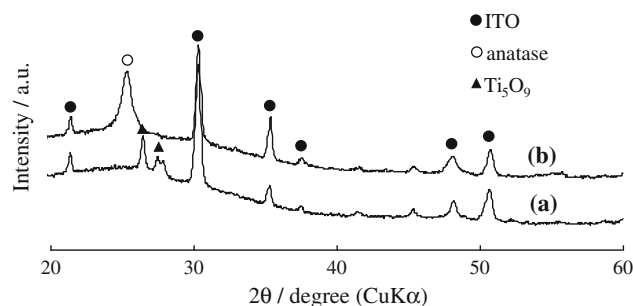


Fig. 1 X-ray diffractograms of electrodeposited TiO₂ thin films **a** as-deposited and heated at **b** 450 °C for 1 h in air

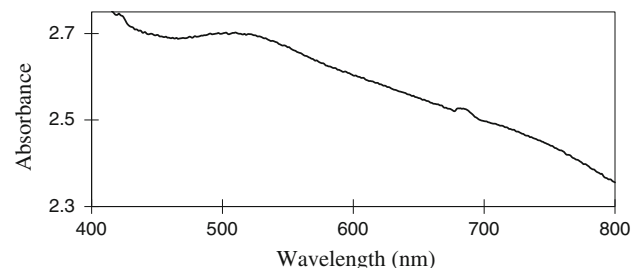


Fig. 2 UV–vis absorption spectrum of electrodeposited dye-modified TiO₂ thin film

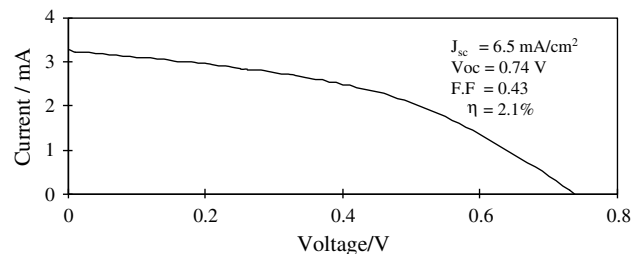


Fig. 3 Photocurrent–voltage curve of dye-sensitized solar cell made from electrodeposited TiO₂ thin film under illumination of AM 1.5 simulated sunlight 100 mW/cm² (Illumination area 0.5 cm²)

low surface area of our films. Further investigations to improve the photoelectrochemical performance of the electrodeposited TiO₂ are under way.

Conclusions

Nanocrystalline TiO₂ thin film was successfully prepared by simple electrodeposition method from alkaline aqueous solution containing potassium titanium oxalate and hydroxylamine. The dye solar cell constructed from dye-modified electrodeposited TiO₂ film achieved an overall light-to-electricity conversion efficiency of 2.1 % under 1 sun illumination, indicating its high potential as a photoelectrode material for the DSCs.

Open Access This article is distributed under the terms of the Creative Commons Attribution License which permits any use, distribution, and reproduction in any medium, provided the original author(s) and the source are credited.

References

- Andersson M, Osterlund L, Ljungstrom S, Palmqvist A (2002) Preparation of nanosize anatase and rutile TiO₂ by hydrothermal treatment of microemulsions and their activity for photocatalytic wet oxidation of phenol. *J Phys Chem B* 106:10674–10679
- Karuppuchamy S, Jeong J (2005) Super-hydrophilic amorphous titanium dioxide thin film deposited by cathodic electrodeposition. *Mater Chem Phys* 93:251–254
- Karuppuchamy S, Amalnerkar DP, Yamaguchi K, Yoshida T, Sugiura T, Minoura H (2001) Cathodic electrodeposition of TiO₂ thin films for dye-sensitized photoelectrochemical applications. *Chem Lett* 30(1):78–79
- Karuppuchamy S, Nonomura K, Yoshida T, Sugiura T, Minoura H (2002) Cathodic electrodeposition of oxide semiconductor thin films and their application to dye-sensitized solar cells. *Solid State Ionics* 151:19–27
- Karuppuchamy S, Jeong J, Amalnerkar DP, Minoura H (2006a) Photoinduced-hydrophilicity of titanium dioxide thin films deposited by cathodic electrodeposition. *Vacuum* 80:494–498
- Karuppuchamy S, Iwasaki M, Minoura H (2006b) Electrochemical properties of electrosynthesized TiO₂ thin films. *Appl Surf Sci* 253:2924–2929
- Kawahara T, Kuroda T, Matsui H, Mishima M, Karuppuchamy S, Seguchi Y, Yoshihara M (2007a) Electronic properties of calcined materials from a scandium-O-phenylene-O-yttrium-O-phenylene hybrid copolymer. *J Mater Sci* 42:3708–3713
- Kawahara T, Miyazaki H, Karuppuchamy S, Matsui H, Ito M, Yoshihara M (2007b) Electronic nature of vanadium nitride-carbon cluster composite materials obtained by the calcination of oxovanadylphthalocyanine. *Vacuum* 81:680–685
- Miyazaki H, Matsui H, Nagano T, Karuppuchamy S, Ito S, Yoshihara M (2008) Synthesis and electronic behaviors of TiO₂/carbon clusters/Cr₂O₃ composite materials. *Appl Surf Sci* 254:7365–7369
- O'Regan B, Graetzel M (1991) A low-cost, high-efficiency solar cell based on dye-sensitized colloidal TiO₂ films. *Nature* 353:737–740
- Oekermann T, Karuppuchamy S, Yoshida T, Schelettwein D, Woehrl D, Minoura H (2004) Electrochemical self-assembly of ZnO/SO₃EtPTCDI hybrid photoelectrodes. *J Electrochem Soc* 151(1):C62–C68
- Okada N, Karuppuchamy S, Kurihara M (2005) An efficient dye-sensitized photoelectrochemical solar cell made from CaCO₃-coated TiO₂ nanoporous film. *Chem Lett* 34(1):16–17
- Park H, Kim WR, Jeong H-T, Lee J-J, Kim H-G, Choi W-Y (2011) Fabrication of dye-sensitized solarcells by transplanting highly ordered TiO₂ nanotube arrays. *Sol Energy Mater Sol Cells* 95:184–189
- Wang B, Kerr LL (2011) Dye sensitized solar cells on paper substrates. *Sol Energy Mater Sol Cells* 95:2531–2535
- Wessels K, Maekawa M, Rathousky J, Yoshida T, Wark M, Oekermann T (2008) Highly porous TiO₂ films from anodically deposited titanate hybrids and their photoelectrochemical and photocatalytic activity. *Microporous Mesoporous Mater.* 111: 55–61