


NASA TECHNICAL NOTE



NASA/TN/D-7946

AN COPY: RE
WL TECHNICAL
KIRTLAND AFB

NASA TN D-7946

2. u/20

TECH LIBRARY KAFB, NM
01335560

X.
**PRESSURE DISTRIBUTIONS ON
A CAMBERED WING-BODY CONFIGURATION
AT SUBSONIC MACH NUMBERS**

*William P. Henderson
Langley Research Center
Hampton, Va. 23665*





0133560

1. Report No. NASA TN D-7946	2. Government Accession No.	3. Recipient's Catalog No.
4. Title and Subtitle PRESSURE DISTRIBUTIONS ON A CAMBERED WING-BODY CONFIGURATION AT SUBSONIC MACH NUMBERS		5. Report Date July 1975
7. Author(s) William P. Henderson		6. Performing Organization Code
9. Performing Organization Name and Address NASA Langley Research Center Hampton, Va. 23665		8. Performing Organization Report No. L-10105
12. Sponsoring Agency Name and Address National Aeronautics and Space Administration Washington, D.C. 20546		10. Work Unit No. 505-11-21-02
15. Supplementary Notes		11. Contract or Grant No.
16. Abstract <p>An investigation has been conducted in the Langley high-speed 7- by 10-foot tunnel at Mach numbers of 0.20 and 0.40 and angles of attack up to about 22° to measure the pressure distributions on two cambered-wing configurations. The wings had the same planform (aspect ratio of 2.5 and a leading-edge-sweep angle of 44°) but differed in amounts of camber and twist (wing design lift coefficient of 0.35 and 0.70). The effects of wing strake on the wing pressure distributions were also studied. The results indicate that the experimental chordwise pressure distribution agrees reasonably well with the design distribution over the forward 60 percent of nearly all the airfoil sections for the lower cambered wing. The measured lifting pressures are slightly less than the design pressures over the aft part of the airfoil. For the highly cambered wing, there is a significant difference between the experimental and the design pressure level. The experimental distribution, however, is still very similar to the prescribed distribution. At angles of attack above 12°, the addition of a wing-fuselage strake results in a significant increase in lifting pressure coefficient at all wing stations outboard of the strake-wing intersection.</p>		13. Type of Report and Period Covered Technical Note
17. Key Words (Suggested by Author(s)) Pressure distributions Cambered wing Wing-fuselage strake Subsonic	18. Distribution Statement Unclassified - Unlimited	14. Sponsoring Agency Code
19. Security Classif. (of this report) Unclassified	20. Security Classif. (of this page) Unclassified	21. No. of Pages 151
		22. Price* \$6.25
New Subject Category 02		

PRESSURE DISTRIBUTIONS ON A CAMBERED WING-BODY
CONFIGURATION AT SUBSONIC MACH NUMBERS

William P. Henderson
Langley Research Center

SUMMARY

An investigation has been conducted in the Langley high-speed 7- by 10-foot tunnel at Mach numbers of 0.20 and 0.40 and angles of attack up to about 22° to measure the pressure distributions on two cambered-wing configurations. The wings had the same planform (aspect ratio of 2.5 and a leading-edge-sweep angle of 44°) but differed in amounts of camber and twist (wing design lift coefficient of 0.35 and 0.70). The effects of wing strake on the wing pressure distributions were also studied. The results indicate that the experimental chordwise pressure distribution agrees reasonably well with the design distribution over the forward 60 percent of nearly all the airfoil sections for the lower cambered wing. The measured lifting pressures are slightly less than the design pressures over the aft part of the airfoil. For the highly cambered wing, there is a significant difference between the experimental and the design pressure level. The experimental distribution, however, is still very similar to the prescribed distribution. At angles of attack above 12° , the addition of a wing-fuselage strake results in a significant increase in lifting pressure coefficient at all wing stations outboard of the strake-wing intersection.

INTRODUCTION

The National Aeronautics and Space Administration is currently conducting wind-tunnel investigations to provide information useful in developing fighter aircraft concepts possessing desirable stability, control, and performance characteristics over a wide range of flight conditions. Two approaches for achieving high lift-drag ratios at maneuvering lift coefficients are discussed in reference 1. The first approach involved design of the wing camber and twist to support a load distribution for which the extent of regions of adverse pressure gradients is minimized; hence, the tendency for flow separation at the wing design lift coefficient is suppressed. The second approach utilizes the vortex lift produced by leading-edge separation from a sharp highly swept wing strake to enhance the wing lift.

The experimental results of reference 1 indicate that the wings performed well at the design conditions and confirmed that proper design of wing camber and twist can provide levels of drag commensurate with an elliptical span load distribution at reasonably high design lift coefficients. However, it is not known whether the desired load distribution on the wings was actually obtained. The benefits derived from the strakes were shown to be dependent upon wing design lift coefficient since its success depends on the mutual interaction of the strake vortex and the main wing, a phenomenon which is difficult to predict analytically.

For the foregoing reasons, it appeared desirable to measure the pressure distribution on these cambered wings both with and without a strake in order to validate the design procedures used to determine the camber surface of the wings, and to study the effect of the strake vortex on the pressure distributions.

Therefore, an investigation was conducted in the Langley high-speed 7- by 10-foot tunnel to determine the pressure distributions on wings having design lift coefficients of 0.35 and 0.70. The measurements were made at Mach numbers of 0.20 and 0.40 at angles of attack up to 22° .

SYMBOLS

Second symbol denotes computer printout symbol. The coefficients and symbols are defined as follows:

b	semispan, cm
C_l	section lift coefficient
$C_{L,d}$	wing design lift coefficient
$C_{p,CP}$	pressure coefficient, $\frac{p_l - p_\infty}{q_\infty}$
$\Delta C_p, \Delta CP$	differential pressure coefficient, $C_{p,u} - C_{p,l}$
c,C	local wing chord, cm
M	Mach number

p_l	local static pressure, Pa
p_∞	free-stream static pressure, Pa
q_∞	free-stream dynamic pressure, Pa
x, X	distance behind leading edge of wing, cm
y	distance along span from center line, cm
α	angle of attack, deg

Subscripts:

u, U	upper surface
l, L	lower surface

MODEL DESCRIPTION

A three-view drawing of the basic model is presented in figure 1(a) and a drawing showing the model with the wing strake is presented in figure 1(b). A photograph of the model sting mounted in the Langley high-speed 7- by 10-foot tunnel is presented in figure 2. The model, as illustrated in figure 1(a), consists of a simple wing-fuselage configuration with the wing having an aspect ratio of 2.5, a taper ratio of 0.20, a wing leading-edge sweep angle of 44° , and an NACA 64A series airfoil section (measured streamwise) with a thickness ratio of 6 percent at the fuselage, juncture, and 4 percent at the wing tip. Two variations in wing camber and twist corresponding to design lift coefficients of 0.35 and 0.70 were studied. At these lift coefficients the wings were designed to support an elliptical span load and a rectangular chord load distribution. Ordinates for the cambered airfoils are presented in reference 1. The wing strake was constructed of a 0.159-cm-thick flat plate with sharp leading edges. A total of 140 pressure orifices (70 on the upper surface and 70 on the lower) were placed on the wing in rows at six spanwise stations as shown in figure 1.

TEST AND CORRECTIONS

The investigation was conducted in the Langley high-speed 7- by 10-foot tunnel at Mach numbers of 0.20 and 0.40 and at angles of attack of up to 22° . The test Reynolds

number, based on the wing mean geometric chord, was 1.03×10^6 at a Mach number of 0.20 and 1.96×10^6 at a Mach number of 0.40. Transition strips 0.32 cm wide of No. 100 carborundum grains were placed 1.14 cm streamwise from the leading edge of the wings and 2.54 cm behind the nose of the fuselage. Corrections to the model angle of attack have been made for deflections of the balance and sting support system under aerodynamic load. Blockage corrections were found to be negligible and therefore were not applied to the data.

PRESENTATION OF RESULTS

All the pressure data obtained in this investigation are presented in tabulated form in tables I to VIII. Because of the large volume of data obtained, only the data for a Mach number of 0.40 are presented in plotted form. On the left-hand side of each data figure, the pressure coefficients measured for the upper and lower surfaces at each span station are presented; whereas on the right-hand side the differences in pressure between the upper and lower surface are presented. As an aid in locating a particular part of the data, the following index of figures is presented.

	Figures
Pressure distributions at $M = 0.40$ with strakes off $C_{L,d} = 0.35$	3
Pressure distributions at $M = 0.40$ with strakes on $C_{L,d} = 0.35$	4
Pressure distributions at $M = 0.40$ with strakes off $C_{L,d} = 0.70$	5
Pressure distributions at $M = 0.40$ with strakes on $C_{L,d} = 0.70$	6
Effect of strakes on the incremental pressure coefficients of $M = 0.40$ $C_{L,d} = 0.35$	7
Effect of strakes on the incremental pressure coefficients at $M = 0.40$ $C_{L,d} = 0.70$	8
Comparison of experimental and design pressure distribution on the model with strake off	9
Comparison of experimental and estimated spanwise lift distribution at two angles of attack for the strake on and off $C_{L,d} = 0.70$	10

RESULTS AND DISCUSSION

Since the volume of data obtained during this study is very large, the discussion is limited to the more significant observations. However, a tabulation of all the pressure data obtained during this investigation is presented in tables I to VIII.

Comparison of Experimental and Design Pressure Distributions

The wings for this study, as indicated in reference 1, were designed to support an elliptical span load and a rectangular chord load distribution at the design conditions ($M = 0.40$ at $C_{L,d} = 0.35$ and 0.70). The chord load distribution was specified in the design program by a Fourier series having four terms. The small number of terms accounts for the oscillation in the design pressure distribution (solid curve) presented in figure 9. Considerably more terms would be required to match a rectangular distribution exactly. Designing the camber surface to support this type of pressure distribution did not, however, result in any significant irregularities in the camber distribution. The design chordwise pressure distribution is compared with experimental data for the wing with a $C_{L,d}$ of 0.35 in figure 9(a) and a $C_{L,d}$ of 0.70 in figure 9(b). The experimental pressure distribution agrees reasonably well with the prescribed chordwise pressure distribution over the forward 60 percent of nearly all of spanwise stations for the wing with the lower camber ($C_{L,d} = 0.35$). The measured lifting pressures are slightly lower than the design pressures on the aft part of the airfoil at nearly all the stations where pressure data were obtained. This is not surprising since the theory used to design the wing camber surface (see ref. 2) does not account for the effects of wing or boundary-layer thickness. For the wing with higher camber ($C_{L,d} = 0.70$), there is a significant difference between the experimental and the design pressure distributions. The experimental chordwise pressure distribution, however, is very similar to the prescribed distribution. Even though the experimental chordwise pressure distributions are somewhat different from the prescribed pressure distributions, the drag levels for this wing, based on data presented in reference 1, are still commensurate with the values for full leading-edge suction and an elliptical span load distribution. These data presented in figure 10, which are discussed in more detail in the next section, again illustrate that the experimental span load agrees extremely well with the theoretical lift distribution corresponding to an elliptical span load.

Effect of Wing Strake

The difference in pressure coefficient ΔC_p between the wing upper and lower surfaces is presented for the configuration with the strake on and off in figures 7 and 8. Figure 7 is for the configuration with the cambered wing for a $C_{L,d} = 0.35$ and figure 8 is for $C_{L,d} = 0.70$. At the lower angles of attack, below 4° , there is no effect of the strake on the pressure distributions over the wing surface. In the intermediate angle-of-attack range (4° to 12°), the only significant effect of the strake on the wing pressure is isolated to the station immediately behind the strake (station 1). This effect (see fig. 8(h), for example) can undoubtedly be attributed to downwash off the strake. At the higher angles of attack, above 12° , significant increases in lifting pressure coefficient are noted at all wing stations outboard of the strake-wing intersection. Small effects are

noted even at the most outboard wing station, which is located at 97 percent of the wing semispan. A somewhat more definitive analysis of these results can be made with the aid of figure 10. This figure presents the variation of section lift (determined by integrating wing pressures at the various stations over the wing with $C_{L,d} = 0.70$) across the wing span for the strake on and off, compared with a theoretical estimate made for the wing alone at several angles of attack. The estimate was determined by use of the methods presented in reference 3. As noted in figure 10 at the lower angles of attack, there is very little difference in the variation of section lift over the wing with the strake on or off. The experimental variation of section lift is in close agreement with the estimated potential flow solution. At the higher angle of attack ($\alpha = 21.5^\circ$), the section lift characteristics developed on the wing with the strake on is considerably higher than those for the wing with the strake off. It was initially believed that the vortex created by the wing-fuselage strake was interacting with the wing flow field to keep the wing flow from separating up to higher angles of attack. However, the pressure distributions (for example, see fig. 7(m) or 8(m)) at an angle of attack of 21.5° show large lift increases over the forward part of the airfoil section. These pressure distributions (on stations 2 and 3) appear to be typical of the type expected with a leading-edge vortex-type flow. The existence of a wing-leading-edge vortex was substantiated by a flow-visualization study conducted on a similar model. Figure 10 indicates, however, that although the wing lift was increased by the strake, the total lift developed is only slightly higher than the value expected if potential flow has been maintained at the inboard stations and significantly less at the outboard stations. Since fully developed leading-edge vortex flow usually provides lift greater than fully attached flow, it appears that the wing vortex system is weak and probably does not extend to the tip. It is obvious, however, that the interaction of the strake vortex flow field with the wing flow field allowing the creation of a vortex on the wing has a significantly beneficial effect on the lift developed by the wing at the higher angles of attack.

CONCLUSIONS

A wind-tunnel study has been conducted to measure the pressure distribution on two cambered-wing configurations with and without a wing-fuselage strake. As a result of this study the following conclusions can be made:

1. The experimental chordwise pressure distribution agrees reasonably well with the design distribution over the forward 60 percent of nearly all the airfoil sections for the lower cambered wing. The measured lifting pressures are slightly less than the design pressures over the aft part of the airfoil section.

2. For the highly cambered wing, there is a significant difference between the experimental and the design pressure level. The experimental distribution, however, is still very similar to the prescribed distribution.

3. At angles of attack above 12° , the addition of a wing-fuselage strake results in a significant increase in the lifting pressure coefficient at all wing stations outboard of the strake-wing intersection.

Langley Research Center,
National Aeronautics and Space Administration,
Hampton, Va., April 30, 1975.

REFERENCES

1. Henderson, William P.; and Huffman, Jarrett K.: Effect of Wing Design on the Longitudinal Aerodynamic Characteristics of a Wing-Body Model at Subsonic Speeds. NASA TN D-7099, 1972.
2. Lamar, John E.: A Modified Multhopp Approach for Predicting Lifting Pressures and Camber Shape for Composite Planforms in Subsonic Flow. NASA TN D-4427, 1968.
3. Margason, Richard J.; and Lamar, John E.: Vortex-Lattice FORTRAN Program for Estimating Subsonic Aerodynamic Characteristics of Complex Planforms. NASA TN D-6142, 1971.

TABLE I. - PRESSURE COEFFICIENTS AT A MACH NUMBER OF 0.20
 FOR MODEL WITH STRAKE OFF. $C_{L,d} = 0.35$

(a) $\alpha = -3.79^\circ$

STATION 1			STATION 2			STATION 3		
X/C	CPU	CPL	X/C	CPU	CPL	X/C	CPU	CPL
.005	.5877	-1.2956	.005	.5668	-.8059	.010	.5720	-.6227
.010	.5850	-1.2654	.010	.5634	-.8200	.025	.4941	-.6148
.025	.4541	-1.3957	.025	.4646	-.7954	.050	.3924	-.6147
.050	.3499	-.2245	.050	.3635	-.8250	.100	.2418	-.6346
.100	.2444	-.1693	.100	.2480	-.8672	.200	.0960	-.6494
.200	.1131	-.1186	.200	.1075	-.5535	.400	-.0419	.0323
.300	.0302	-.0720	.300	-.0055	.0301	.600	-.0791	.1630
.400	-.0144	-.0690	.400	-.0556	.0245	.800	-.0437	.1918
.500	-.0197	-.0367	.500	-.0485	.0334	.900	-.0103	.2386
.600	-.0427	-.0301	.600	-.0684	.1100	.925	-.0287	.2744
.700	-.0319	.0769	.700	-.0744				
.800	.0011	.0827	.800	-.0292	.1727			
.900	.0270	-.0281	.900	-.0108	.2347			
.950	-.0093	.1832	.925	-.0222	.2589			
.970	.0176		.950	-.0208	.2858			

STATION 4			STATION 5			STATION 6		
X/C	CPU	CPL	X/C	CPU	CPL	X/C	CPU	CPL
.010	.5732	-.5122	.025	.4361	.0869	.025	.3815	-.6065
.025	.4857	-.5211	.050	.3380	.0713	.050	.2713	-.1540
.050	.3671	-.5100	.075	.2746	.0430	.100	.1771	-.1277
.100	.2678	-.5023	.150	.1466	.0367	.200	.0424	-.1192
.200	.1097	-.5067	.300	-.0502	.0389	.300	-.0488	-.0847
.400	-.0555	-.4971	.450	-.1063	.0359	.400	-.0852	-.0607
.600	-.1002	-.0571	.600	-.1462	-.0722	.500	-.1059	-.0466
.800	-.0392	.0746	.750	-.1312	-.0756	.600	-.1232	-.0202
.900	-.0539	.0831	.800	-.1123	-.0611	.700	-.1261	-.0061
.925	-.0772	.0770	.850	-.1006	-.0717	.800	-.0983	.0165

(b) $\alpha = -1.95^\circ$

STATION 1			STATION 2			STATION 3		
X/C	CPU	CPL	X/C	CPU	CPL	X/C	CPU	CPL
.005	.5746	-.4997	.005	.5751	-.49561	.010	.5392	-.6093
.010	.4719	-.9764	.010	.4955	-.9308	.025	.3808	-.5919
.025	.3444	-.6318	.025	.3770	-.9919	.050	.2823	-.6135
.050	.2159	-.1619	.050	.2699	-.8311	.100	.1458	-.6234
.100	.1383	-.1393	.100	.1485	-.0284	.200	.0102	-.2187
.200	.0385	-.0730	.200	.0309	-.0256	.400	-.0924	.0637
.300	-.0336	-.0307	.300	-.0525	-.0127	.600	-.1092	.1156
.400	-.0687	-.0208	.400	-.1145	-.0034	.800	-.0543	.1715
.500	-.0646	-.0193	.500	-.1046	.0290	.900	-.0270	.2205
.600	-.0787	-.0114	.600	-.1122	.0652	.925	-.0369	.2502
.700	-.0695	.0832	.700	-.1030				
.800	-.0298	.0913	.800	-.0542	.1627			
.900	.0025	-.0238	.900	-.0188	.2065			
.950	-.0149	.2044	.925	-.0359	.2249			
.970	.0198		.950	-.0303	.2551			

STATION 4			STATION 5			STATION 6		
X/C	CPU	CPL	X/C	CPU	CPL	X/C	CPU	CPL
.010	.5326	-.5203	.025	.3301	.0333	.025	.3266	.1859
.025	.3544	-.5226	.050	.2419	.0762	.050	.2206	-.1584
.050	.2891	-.5268	.075	.1818	.0024	.100	.1279	-.1325
.100	.1653	-.5311	.150	.0688	.0363	.200	.0212	-.1015
.200	.0088	-.5346	.300	-.1140	.0447	.300	-.0729	-.0767
.400	-.1129	-.5190	.450	-.1452	.0307	.400	-.0956	-.0551
.600	-.1382	.0538	.600	-.1677	.0231	.500	-.1158	-.0419
.800	-.1105	.0552	.750	-.1457	.0262	.600	-.1219	-.0290
.900	-.0705	.0618	.800	-.1033	.1812	.700	-.1107	-.0417
.925	-.0837	.0780	.850	-.0697	.1885	.800	-.0851	-.0253

TABLE I. - Continued

(c) $\alpha = -0.02^\circ$

STATION 1			STATION 2			STATION 3		
X/C	CPU	CPL	X/C	CPU	CPL	X/C	CPU	CPL
.005	.4842	-.5618	.005	.5074	-.6533	.010	.4334	-.5303
.010	.3064	-.2750	.010	.3621	-.6399	.025	.2574	-.5132
.025	.1916	-.1175	.025	.2265	-.6305	.050	.1496	-.2824
.050	.1085	-.0754	.050	.1229	-.1359	.100	.0329	-.1030
.100	.0470	-.0432	.100	.0375	-.0535	.200	-.0724	.0039
.200	-.0209	-.0070	.200	-.0576	-.0053	.400	-.1563	.0528
.300	-.1025	.0126	.300	-.1346	.0350	.600	-.1389	.1160
.400	-.1063	.0150	.400	-.1623	.0350	.800	-.0699	.1569
.500	-.1339	.0178	.500	-.1287	.0409	.900	-.0432	.2109
.600	-.1161	-.0126	.600	-.1427	.1057	.925	-.0350	.2409
.700	-.0712	.1012	.700	-.1229				
.800	-.0252	.1211	.800	-.0694	.1628			
.900	.0056	-.0146	.900	-.0260	.1965			
.950	-.0197	.2079	.925	-.0361	.2308			
.970	.0272		.950	-.0333	.2502			

STATION 4			STATION 5			STATION 6		
X/C	CPU	CPL	X/C	CPU	CPL	X/C	CPU	CPL
.010	.4152	-.5795	.025	.2258	.1550	.025	.2313	-.3245
.025	.2498	-.5910	.050	.1406	.1478	.050	.1293	-.3217
.050	.1269	-.3921	.075	.0827	-.4584	.100	.0483	-.3048
.100	.0345	-.2296	.150	-.0283	-.4598	.200	-.0323	-.2051
.200	-.0673	-.0290	.300	-.1727	-.4294	.300	-.1212	-.1554
.400	-.1826	-.0216	.450	-.1898	-.4163	.400	-.1531	.0365
.600	-.1741	.1367	.600	-.2090	-.0088	.500	-.1596	.0896
.800	-.1200	.1607	.750	-.1474	-.0159	.600	-.1521	.1027
.900	-.0775	.1563	.800	-.1184	.0731	.700	-.1447	.1234
.925	-.0910	.1761	.850	-.0806	.0821	.800	-.1091	.1248

(d) $\alpha = 1.94^\circ$

STATION 1			STATION 2			STATION 3		
X/C	CPU	CPL	X/C	CPU	CPL	X/C	CPU	CPL
.005	.2917	-.0559	.005	.3208	-.1995	.010	.2038	-.0708
.010	.0939	.0062	.010	.1106	-.0639	.025	.0190	-.0724
.025	.0105	.0519	.025	-.0127	-.0447	.050	-.0650	-.0514
.050	-.0303	.0575	.050	-.0401	.0244	.100	-.0878	.0148
.100	-.0778	.0585	.100	-.1113	.0254	.200	-.1645	.0617
.200	-.0974	.0669	.200	-.1469	.0772	.400	-.2237	.0895
.300	-.1520	.0787	.300	-.2129	.0919	.600	-.1916	.1326
.400	-.1720	.0618	.400	-.2317	.0834	.800	-.1039	.1609
.500	-.1327	.0707	.500	-.1802	.0808	.900	-.0438	.1851
.600	-.1276	.0109	.600	-.1730	.1282	.925	-.0522	.2310
.700	-.0835	.1407	.700	-.1484				
.800	-.0472	.1390	.800	-.0805	.1756			
.900	.0014	-.0205	.900	-.0344	.2100			
.950	-.0169	.2175	.925	-.0400	.2290			
.970	.0086		.950	-.0310	.2606			

STATION 4			STATION 5			STATION 6		
X/C	CPU	CPL	X/C	CPU	CPL	X/C	CPU	CPL
.010	.1976	-.1114	.025	.0174	.1820	.025	.0350	-.4091
.025	.0164	-.0901	.050	-.0527	.1815	.050	-.0301	-.2676
.050	-.0719	-.0112	.075	-.0709	.1744	.100	-.0509	-.0333
.100	-.0563	-.0102	.150	-.1367	.2443	.200	-.1192	-.0248
.200	-.1847	.0025	.300	-.2612	.2386	.300	-.1786	-.0296
.400	-.2469	.0073	.450	-.2292	.2405	.400	-.1989	.0751
.600	-.2076	.1458	.600	-.2297	.1621	.500	-.2035	.0828
.800	-.1335	.1606	.750	-.1616	.1662	.600	-.1853	.1209
.900	-.0737	.1687	.800	-.1282	.1843	.700	-.1749	.1371
.925	-.0875	.1989	.850	-.0882	.1786	.800	-.1370	.1456

TABLE I.- Continued

(e) $\alpha = 3.89^\circ$

STATION 1			STATION 2			STATION 3		
X/C	CPU	CPL	X/C	CPU	CPL	X/C	CPU	CPL
.005	-.0043	.3059	.005	-.0142	.2343	.010	-.1880	.2157
.010	-.1607	.2277	.010	-.1967	.2338	.025	-.2623	.2073
.025	-.2075	.1973	.025	-.2289	.2002	.050	-.2248	.1719
.050	-.1743	.1705	.050	-.2133	.1615	.100	-.2396	.1294
.100	-.1749	.1152	.100	-.2140	.1321	.200	-.2552	.1380
.200	-.1786	.1247	.200	-.2396	.1386	.400	-.2674	.1389
.300	-.2087	.1176	.300	-.2788	.1358	.600	-.2096	.1531
.400	-.1989	.0910	.400	-.2705	.1251	.800	-.1000	.1842
.500	-.1719	.0934	.500	-.2126	.1075	.900	-.0548	.2130
.600	-.1646	.0159	.600	-.1931	.1382	.925	-.0638	.2589
.700	-.0947	.1557	.700	-.1780				
.800	-.0471	.1571	.800	-.0885	.1831			
.900	-.0075	-.0068	.900	-.0445	.2063			
.950	-.0033	.2308	.925	-.0450	.2342			
.970	.0212		.950	-.0308	.2616			

STATION 4			STATION 5			STATION 6		
X/C	CPU	CPL	X/C	CPU	CPL	X/C	CPU	CPL
.010	-.2311	.2419	.025	-.3428	.2275	.025	-.2664	.1786
.025	-.2743	.1772	.050	-.3123	.2242	.050	-.2277	.0867
.050	-.2709	.1814	.075	-.2905	.2157	.100	-.1858	.0795
.100	-.2716	.1573	.150	-.2851	.2585	.200	-.2208	.0691
.200	-.2830	.1573	.300	-.3533	.2501	.300	-.2403	.0966
.400	-.2995	.1421	.450	-.3065	.2511	.400	-.2530	.0819
.600	-.2487	.1876	.600	-.2850	.1677	.500	-.2567	.0909
.800	-.1575	.1871	.750	-.1980	.1715	.600	-.2609	.1059
.900	-.0859	.1956	.800	-.1605	.1786	.700	-.2660	.1287
.925	-.0972	.2188	.850	-.1208	.1605	.800	-.2393	.1320

(f) $\alpha = 5.94^\circ$

STATION 1			STATION 2			STATION 3		
X/C	CPU	CPL	X/C	CPU	CPL	X/C	CPU	CPL
.005	-.4300	.4843	.005	-.6091	.5302	.010	-.7516	.4910
.010	-.5092	.4048	.010	-.6463	.4404	.025	-.6403	.3788
.025	-.4607	.3241	.025	-.5859	.3448	.050	-.5068	.3232
.050	-.3195	.2648	.050	-.4592	.2853	.100	-.4320	.2771
.100	-.2901	.2040	.100	-.3700	.2277	.200	-.3758	.2393
.200	-.2654	.1674	.200	-.3472	.1977	.400	-.3387	.2001
.300	-.2548	.1651	.300	-.3364	.1806	.600	-.2549	.2055
.400	-.2443	.1266	.400	-.3259	.1535	.800	-.1306	.2088
.500	-.1973	.1223	.500	-.2438	.1468	.900	-.0508	.2387
.600	-.1623	.0250	.600	-.2428	.1844	.925	-.0691	.2807
.700	-.0905	.1665	.700	-.1941				
.800	-.0569	.1513	.800	-.0953	.2120			
.900	-.0045	-.0082	.900	-.0463	.2453			
.950	-.0096	.2291	.925	-.0515	.2677			
.970	.0274		.950	-.0325	.2704			

STATION 4			STATION 5			STATION 6		
X/C	CPU	CPL	X/C	CPU	CPL	X/C	CPU	CPL
.010	-.8652	.5183	.025	-.7177	.2578	.025	-.6339	.2092
.025	-.7311	.3904	.050	-.5804	.2654	.050	-.4634	.2095
.050	-.5904	.3390	.075	-.5283	.2701	.100	-.3696	.2224
.100	-.4678	.3186	.150	-.4525	.2778	.200	-.3230	.1925
.200	-.4079	.2787	.300	-.4505	.2749	.300	-.3594	.1053
.400	-.3708	.2340	.450	-.3752	.2706	.400	-.3637	.0881
.600	-.2898	.2274	.600	-.3288	.2359	.500	-.3784	.0906
.800	-.1895	.2255	.750	-.2373	.2292	.600	-.3813	.1005
.900	-.1107	.2169	.800	-.2023	.2111	.700	-.3918	.1176
.925	-.1150	.2487	.850	-.1586	.2083	.800	-.3600	.1291

TABLE I. - Continued

(g) $\alpha = 7.94^\circ$

STATION 1			STATION 2			STATION 3		
X/C	CPU	CPL	X/C	CPU	CPL	X/C	CPU	CPL
.005	-.9047	.5899	.005	-1.3482	.5700	.010	-1.5352	.5910
.010	-.8971	.5332	.010	-1.1200	.5612	.025	-1.0603	.5053
.025	-.7257	.4375	.025	-1.0626	.4746	.050	-.7542	.4471
.050	-.4432	.3651	.050	-.5912	.3993	.100	-.5968	.3649
.100	-.4125	.2835	.100	-.5411	.3224	.200	-.5017	.3039
.200	-.3365	.2447	.200	-.4561	.2593	.400	-.4135	.2563
.300	-.3157	.2166	.300	-.4336	.2358	.600	-.2900	.2465
.400	-.2886	.1686	.400	-.3889	.2127	.800	-.1433	.2398
.500	-.2495	.1629	.500	-.3103	.1784	.900	-.0746	.2530
.600	-.1978	.0342	.600	-.2643	.2230	.925	-.0661	.2655
.700	-.1003	.1894	.700	-.2048				
.800	-.0637	.1795	.800	-.1202	.2377			
.900	-.0036	-.0218	.900	-.0409	.2577			
.950	-.0088	.2412	.925	-.0483	.2829			
.970	.0314		.950	-.0223	.2919			

STATION 4			STATION 5			STATION 6		
X/C	CPU	CPL	X/C	CPU	CPL	X/C	CPU	CPL
.010	-2.2485	.6031	.025	-1.6795	.2896	.025	-.9763	.2996
.025	-1.0160	.5732	.050	-1.4377	.3035	.050	-.9337	.3374
.050	-.8563	.4452	.075	-1.1653	.2988	.100	-.8467	.3189
.100	-.6544	.3856	.150	-.5347	.3049	.200	-.5479	.2129
.200	-.5368	.3819	.300	-.5150	.3056	.300	-.4650	.1032
.400	-.4354	.3168	.450	-.4333	.3025	.400	-.4595	.0782
.600	-.3253	.2574	.600	-.3846	.2992	.500	-.4880	.0737
.800	-.1985	.2316	.750	-.2758	.2834	.600	-.4858	.0935
.900	-.1055	.2425	.800	-.2336	.2492	.700	-.5275	.1097
.925	-.1125	.2750	.850	-.1878	.2287	.800	-.4986	.1294

(h) $\alpha = 10.02^\circ$

STATION 1			STATION 2			STATION 3		
X/C	CPU	CPL	X/C	CPU	CPL	X/C	CPU	CPL
.005	-1.3520	.6007	.005	-2.7909	.4891	.010	-3.0798	.5844
.010	-1.2948	.6095	.010	-1.6361	.5735	.025	-2.1179	.5821
.025	-1.1927	.5421	.025	-1.2904	.5520	.050	-1.0609	.5249
.050	-.6675	.4338	.050	-.9426	.4763	.100	-.7344	.4502
.100	-.5353	.3627	.100	-.7446	.4005	.200	-.5963	.3601
.200	-.4105	.3009	.200	-.5686	.3176	.400	-.4642	.2808
.300	-.3743	.2632	.300	-.5104	.2833	.600	-.3085	.2561
.400	-.3376	.2166	.400	-.4389	.2523	.800	-.1500	.2542
.500	-.2562	.1976	.500	-.3506	.2089	.900	-.0737	.2474
.600	-.2094	.0465	.600	-.2866	.2515	.925	-.0594	.2818
.700	-.1208	.2171	.700	-.2157				
.800	-.0869	.2018	.800	-.1378	.2628			
.900	-.0217	-.0125	.900	-.0479	.2561			
.950	.0007	.2461	.925	-.0398	.2871			
.970	.0184		.950	-.0260	.2974			

STATION 4			STATION 5			STATION 6		
X/C	CPU	CPL	X/C	CPU	CPL	X/C	CPU	CPL
.010	-1.8562	.5859	.025	-1.1991	.2741	.025	-.9159	.2804
.025	-1.8949	.5959	.050	-1.2284	.2899	.050	-.9017	.2813
.050	-1.8963	.5805	.075	-1.1936	.3024	.100	-.8795	.2876
.100	-1.4697	.4885	.150	-1.1549	.2961	.200	-.8425	.2704
.200	-.4846	.4657	.300	-.9981	.2937	.300	-.7641	.1485
.400	-.4683	.3591	.450	-.6443	.2975	.400	-.6819	.0668
.600	-.3526	.2747	.600	-.4479	.2909	.500	-.6754	.0668
.800	-.2099	.2455	.750	-.3408	.2900	.600	-.6481	.0826
.900	-.1148	.2585	.800	-.2926	.2632	.700	-.7140	.0898
.925	-.1196	.2866	.850	-.2375	.2374	.800	-.7183	.0946

TABLE I.- Continued

(i) $\alpha = 12.20^\circ$

STATION 1			STATION 2			STATION 3		
X/C	CPU	CPL	X/C	CPU	CPL	X/C	CPU	CPL
.005	-2.8343	.5192	.005	-2.2755	.2343	.010	-1.7496	.5431
.010	-1.6062	.6290	.010	-2.2708	.5183	.025	-1.7248	.6294
.025	-1.3390	.6099	.025	-2.3314	.5856	.050	-1.7657	.5741
.050	-.8855	.5296	.050	-2.3678	.5557	.100	-1.8026	.4840
.100	-.7075	.4517	.100	-1.7610	.4657	.200	-1.3255	.4111
.200	-.5127	.3682	.200	-.4649	.3843	.400	-.3776	.3141
.300	-.4337	.3198	.300	-.5199	.3364	.600	-.3113	.2676
.400	-.3648	.2670	.400	-.4700	.2757	.800	-.1799	.2441
.500	-.2975	.2333	.500	-.3590	.2466	.900	-.0950	.2450
.600	-.2466	.0410	.600	-.3109	.2677	.925	-.1017	.2729
.700	-.1326	.2391	.700	-.2235				
.800	-.0871	.2074	.800	-.1177	.2552			
.900	-.0211	-.0522	.900	-.0368	.2578			
.950	-.0058	.2501	.925	-.0388	.2659			
.970	.0154		.950	-.0124	.2770			

STATION 4			STATION 5			STATION 6		
X/C	CPU	CPL	X/C	CPU	CPL	X/C	CPU	CPL
.010	-1.4450	.5431	.025	-.9808	.2739	.025	-.7693	.4079
.025	-1.4077	.6199	.050	-.9593	.2808	.050	-.7464	.4019
.050	-1.3631	.6001	.075	-.9542	.2851	.100	-.7578	.3891
.100	-1.3833	.5395	.150	-.9313	.3001	.200	-.7629	.3707
.200	-1.3769	.5141	.300	-.8337	.2890	.300	-.7347	.1379
.400	-.9170	.3778	.450	-.7406	.2856	.400	-.7182	.0633
.600	-.4703	.2734	.600	-.6216	.2759	.500	-.6289	.0652
.800	-.2621	.2359	.750	-.5108	.2726	.600	-.6216	.0631
.900	-.1697	.2306	.800	-.4728	.2697	.700	-.6275	.0655
.925	-.1812	.2720	.850	-.4325	.2462	.800	-.5993	.0507

(j) $\alpha = 14.33^\circ$

STATION 1			STATION 2			STATION 3		
X/C	CPU	CPL	X/C	CPU	CPL	X/C	CPU	CPL
.005	-3.9404	.3515	.005	-1.8875	.3139	.010	-1.3705	.5753
.010	-2.6490	.6172	.010	-1.9056	.5658	.025	-1.3278	.6635
.025	-1.7500	.6713	.025	-1.9244	.6476	.050	-1.3610	.6176
.050	-1.1161	.6016	.050	-1.8888	.6063	.100	-1.3517	.5409
.100	-.8671	.5312	.100	-1.9753	.5244	.200	-1.2288	.4552
.200	-.6022	.4282	.200	-1.5670	.4195	.400	-.9868	.3540
.300	-.4974	.3699	.300	-.6979	.3746	.600	-.5918	.2898
.400	-.4251	.3083	.400	-.4460	.3189	.800	-.3698	.2378
.500	-.3610	.2713	.500	-.3535	.2825	.900	-.2314	.2457
.600	-.3033	.0536	.600	-.3213	.2963	.925	-.2401	.2640
.700	-.1608	.2665	.700	-.2776				
.800	-.1276	.2351	.800	-.1928	.2653			
.900	-.0529	-.0257	.900	-.1214	.2528			
.950	-.0486	.2679	.925	-.1378	.2889			
.970	.0097		.950	-.1194	.2951			

STATION 4			STATION 5			STATION 6		
X/C	CPU	CPL	X/C	CPU	CPL	X/C	CPU	CPL
.010	-1.0551	.5520	.025	-.7530	.2070	.025	-.6140	.2433
.025	-1.1221	.6330	.050	-.7537	.2133	.050	-.6166	.4007
.050	-1.0923	.6422	.075	-.7315	.2244	.100	-.6071	.4079
.100	-1.0194	.5816	.150	-.7451	.2282	.200	-.6680	.3992
.200	-.9256	.5858	.300	-.6788	.2418	.300	-.6723	.1463
.400	-.8347	.4271	.450	-.6291	.2409	.400	-.6248	.0876
.600	-.6669	.2867	.600	-.5959	.2337	.500	-.5886	.0940
.800	-.5330	.2112	.750	-.5172	.2303	.600	-.5694	.0772
.900	-.4198	.1853	.800	-.5129	.2206	.700	-.5369	.0828
.925	-.4141	.2031	.850	-.4901	.2188	.800	-.5310	.0445

TABLE I. - Continued

(k) $\alpha = 16.39^\circ$

STATION 1			STATION 2			STATION 3		
X/C	CPU	CPL	X/C	CPU	CPL	X/C	CPU	CPL
.005	-4.2487	.1609	.005	-1.4405	.3262	.010	-1.0907	.5742
.010	-4.2457	.5864	.010	-1.4483	.5582	.025	-1.0871	.6461
.025	-3.5021	.6892	.025	-1.4113	.6463	.050	-1.0762	.6356
.050	-1.0088	.6524	.050	-1.4186	.6260	.100	-1.0296	.5688
.100	-.8715	.5640	.100	-1.3445	.5372	.200	-.9686	.4672
.200	-.6233	.4522	.200	-1.2981	.4408	.400	-.8822	.3632
.300	-.5376	.4080	.300	-1.1610	.3828	.600	-.7087	.2848
.400	-.4650	.3265	.400	-.9563	.3333	.800	-.5506	.2171
.500	-.3801	.2921	.500	-.7496	.2812	.900	-.4423	.1639
.600	-.3453	.0287	.600	-.5800	.2979	.925	-.4263	.1910
.700	-.2134	.2510	.700	-.4938				
.800	-.1723	.2301	.800	-.3929	.2399			
.900	-.0810	-.0521	.900	-.2405	.2214			
.950	-.0618	.2562	.925	-.2417	.2485			
.970	-.0380		.950	-.1951	.2573			

STATION 4			STATION 5			STATION 6		
X/C	CPU	CPL	X/C	CPU	CPL	X/C	CPU	CPL
.010	-.8612	.5688	.025	-.6990	.1535	.025	-.6122	.5122
.025	-.8844	.6418	.050	-.7083	.1579	.050	-.6256	.4345
.050	-.8620	.6374	.075	-.6982	.3133	.100	-.5891	.4457
.100	-.8503	.6251	.150	-.6924	.3387	.200	-.6289	.4414
.200	-.8372	.6040	.300	-.6876	.3253	.300	-.6355	.1385
.400	-.7542	.4414	.450	-.6680	.3286	.400	-.5849	.0949
.600	-.6615	.2780	.600	-.6072	.3238	.500	-.5530	.0716
.800	-.6023	.1762	.750	-.5971	.3093	.600	-.5600	.0634
.900	-.5190	.1584	.800	-.5704	.2723	.700	-.5233	.0575
.925	-.5348	.1382	.850	-.5748	.2684	.800	-.5453	.0346

(l) $\alpha = 18.44^\circ$

STATION 1			STATION 2			STATION 3		
X/C	CPU	CPL	X/C	CPU	CPL	X/C	CPU	CPL
.005	-3.4285	.1540	.005	-1.2054	.3240	.010	-.9713	.5683
.010	-3.2297	.6030	.010	-1.2554	.5628	.025	-.9563	.6647
.025	-3.2123	.7286	.025	-1.2190	.6525	.050	-.9310	.6537
.050	-2.6253	.6968	.050	-1.1886	.6469	.100	-.9490	.5975
.100	-1.7805	.6098	.100	-1.1467	.5812	.200	-.8790	.5001
.200	-.6288	.5018	.200	-1.0822	.4672	.400	-.8347	.3740
.300	-.5561	.4281	.300	-1.0597	.4050	.600	-.7331	.2931
.400	-.4978	.3611	.400	-.9592	.3542	.800	-.5910	.1927
.500	-.4527	.3024	.500	-.8149	.2887	.900	-.5142	.1421
.600	-.3951	.0344	.600	-.7433	.3108	.925	-.4780	.1426
.700	-.2485	.2635	.700	-.6336				
.800	-.2523	.2302	.800	-.5553	.2203			
.900	-.1741	-.0481	.900	-.4207	.2073			
.950	-.1524	.2299	.925	-.3968	.1985			
.970	-.0756		.950	-.3605	.1903			

STATION 4			STATION 5			STATION 6		
X/C	CPU	CPL	X/C	CPU	CPL	X/C	CPU	CPL
.010	-.8447	.5441	.025	-.6507	.1624	.025	-.5620	.5157
.025	-.8543	.6356	.050	-.6675	.1782	.050	-.5752	.4532
.050	-.8236	.6356	.075	-.6442	.3501	.100	-.5674	.4097
.100	-.7983	.6399	.150	-.6571	.3545	.200	-.6158	.4083
.200	-.7838	.6084	.300	-.6769	.3627	.300	-.6219	.1514
.400	-.7442	.4527	.450	-.6275	.3517	.400	-.5930	.0922
.600	-.6927	.2832	.600	-.6241	.3377	.500	-.5752	.0914
.800	-.6283	.1768	.750	-.6052	.3329	.600	-.5616	.0686
.900	-.5537	.1439	.800	-.6206	.2547	.700	-.5463	.0498
.925	-.5407	.1175	.850	-.6027	.1788	.800	-.5661	.0252

TABLE I. - Concluded

(m) $\alpha = 20.47^\circ$

STATION 1			STATION 2			STATION 3		
X/C	CPU	CPL	X/C	CPU	CPL	X/C	CPU	CPL
.005	-2.1779	.2706	.005	-1.1247	.3000	.010	-.8901	.5314
.010	-2.2116	.6277	.010	-1.1435	.5533	.025	-.9308	.6714
.025	-2.1388	.7566	.025	-1.1173	.6646	.050	-.9127	.6595
.050	-2.0530	.7272	.050	-1.0578	.6683	.100	-.8984	.6261
.100	-1.9792	.6533	.100	-1.0440	.5984	.200	-.8378	.5160
.200	-1.2651	.5301	.200	-1.0041	.5104	.400	-.7827	.3965
.300	-.8075	.4692	.300	-.9810	.4397	.600	-.7355	.3061
.400	-.6402	.3981	.400	-.8945	.3813	.800	-.6352	.1953
.500	-.5299	.3358	.500	-.8407	.3273	.900	-.5976	.1050
.600	-.4571	.0387	.600	-.7949	.3208	.925	-.5823	.1196
.700	-.3428	.2805	.700	-.6833				
.800	-.3432	.2358	.800	-.6389	.2325			
.900	-.2524	-.0353	.900	-.5286	.2074			
.950	-.2080	.2319	.925	-.4865	.1639			
.970	-.1739		.950	-.4821	.1470			

STATION 4			STATION 5			STATION 6		
X/C	CPU	CPL	X/C	CPU	CPL	X/C	CPU	CPL
.010	-.8039	.5238	.025	-.6432	.0931	.025	-.5527	.5050
.025	-.7876	.6416	.050	-.6302	.1163	.050	-.5408	.4673
.050	-.7709	.6612	.075	-.6527	.3781	.100	-.5597	.4395
.100	-.7738	.6485	.100	-.6639	.3897	.200	-.5465	.4464
.200	-.7478	.6416	.300	-.6296	.3868	.300	-.5758	.1541
.400	-.7412	.5104	.450	-.6248	.3853	.400	-.5767	.0952
.600	-.6852	.3024	.600	-.6114	.3663	.500	-.5703	.0802
.800	-.6527	.1861	.750	-.6056	.3647	.600	-.5696	.0805
.900	-.6019	.1315	.800	-.5949	.1338	.700	-.5427	.0419
.925	-.5992	.1023	.850	-.5940	.1396	.800	-.5427	.0196

TABLE II. - PRESSURE COEFFICIENTS AT A MACH NUMBER OF 0.40
FOR MODEL STRAKE OFF. $C_{L,d} = 0.35$

(a) $\alpha = -3.90^\circ$

STATION 1			STATION 2			STATION 3		
X/C	CPU	CPL	X/C	CPU	CPL	X/C	CPU	CPL
.005	.5272	-1.6053	.005	.5166	-.8758	.010	.5266	-.7469
.010	.5289	-1.5996	.010	.5165	-.8691	.025	.4447	-.7335
.025	.4165	-1.5267	.025	.4292	-.8866	.050	.3420	-.7430
.050	.2847	-.3711	.050	.3237	-.8870	.100	.2102	-.7350
.100	.1996	-.2424	.100	.1933	-.9853	.200	.0413	-.7422
.200	.0739	-.1918	.200	.0442	-.6250	.400	-.1127	-.2747
.300	-.0290	-.1302	.300	-.0658	-.0306	.600	-.1500	.0915
.400	-.0764	-.1176	.400	-.1272	-.0002	.800	-.1134	.1308
.500	-.0934	-.0930	.500	-.1219	-.0104	.900	-.0870	.1762
.600	-.1151	-.0722	.600	-.1459	.0406	.925	-.1003	.2148
.700	-.1102	.0238	.700	-.1501				
.800	-.0720	.0522	.800	-.1028	.1084			
.900	-.0522	-.0779	.900	-.0808	.1590			
.950	-.0802	.1568	.925	-.1001	.1966			
.970	-.0457		.950	-.0993	.2253			

STATION 4			STATION 5			STATION 6		
X/C	CPU	CPL	X/C	CPU	CPL	X/C	CPU	CPL
.010	.5203	-.6383	.025	.4118	-.0083	.025	.3527	-.2950
.025	.4397	-.6180	.050	.3160	-.1983	.050	.2503	-.2873
.050	.3351	-.6222	.075	.2587	-.3573	.100	.1579	-.2854
.100	.2166	-.6073	.150	.1190	-.3408	.200	.0285	-.2742
.200	.0448	-.6107	.300	-.0783	-.3354	.300	-.0845	-.1991
.400	-.1287	-.5909	.450	-.1487	-.3340	.400	-.1309	-.1873
.600	-.1748	-.0938	.600	-.2021	-.3294	.500	-.1589	-.1674
.800	-.1486	.0903	.750	-.1759	-.3234	.600	-.1703	-.1172
.900	-.1070	.1715	.800	-.1592	-.3178	.700	-.1708	-.1024
.925	-.1201	.2316	.850	-.1467	-.3073	.800	-.1416	-.0903

(b) $\alpha = -1.96^\circ$

STATION 1			STATION 2			STATION 3		
X/C	CPU	CPL	X/C	CPU	CPL	X/C	CPU	CPL
.005	.5404	-1.1779	.005	.5334	-.9248	.010	.4853	-.6993
.010	.4325	-1.0786	.010	.4600	-.9107	.025	.3513	-.7030
.025	.3093	-.5682	.025	.3394	-.9240	.050	.2430	-.7010
.050	.1844	-.2273	.050	.2138	-.5802	.100	.1137	-.7199
.100	.0953	-.1803	.100	.0999	-.3068	.200	-.0330	-.2641
.200	-.0122	-.1227	.200	-.0214	-.0724	.400	-.1663	.0088
.300	-.0895	-.0792	.300	-.1219	-.0558	.600	-.1842	.0610
.400	-.1244	-.0804	.400	-.1652	-.0472	.800	-.1245	.1131
.500	-.1282	-.0588	.500	-.1575	-.0315	.900	-.0900	.1529
.600	-.1396	-.0618	.600	-.1769	.0311	.925	-.1022	.2059
.700	-.1170	.0425	.700	-.1696				
.800	-.0804	.0661	.800	-.1191	.1020			
.900	-.0528	-.0787	.900	-.0835	.1541			
.950	-.0768	.1605	.925	-.0968	.1771			
.970	-.0486		.950	-.0942	.1857			

STATION 4			STATION 5			STATION 6		
X/C	CPU	CPL	X/C	CPU	CPL	X/C	CPU	CPL
.010	.4862	-.5982	.025	.3375	.1730	.025	.2966	-.0722
.025	.3583	-.5826	.050	.2214	-.2805	.050	.1748	-.1861
.050	.2411	-.5895	.075	.1580	-.3939	.100	.0921	-.1940
.100	.1145	-.5899	.150	.0400	-.3904	.200	-.0090	-.1852
.200	-.0341	-.5906	.300	-.1491	-.3872	.300	-.1269	-.1616
.400	-.1741	-.0614	.450	-.1915	-.3879	.400	-.1578	-.1600
.600	-.2043	.0680	.600	-.2280	-.1699	.500	-.1814	-.1202
.800	-.1613	.0752	.750	-.1746	-.1324	.600	-.1759	-.1018
.900	-.1157	.0961	.800	-.1478	.0676	.700	-.1660	-.0971
.925	-.1297	.1813	.850	-.1227	.0865	.800	-.1331	-.0942

TABLE II. - Continued

(c) $\alpha = 0.03^\circ$

STATION 1			STATION 2			STATION 3		
X/C	CPU	CPL	X/C	CPU	CPL	X/C	CPU	CPL
.005	.4507	-.6513	.005	.4725	-.8075	.010	.3829	-.6930
.010	.2709	-.3059	.010	.3107	-.8162	.025	.2090	-.5782
.025	.1291	-.1918	.025	.1669	-.7089	.050	.1009	-.3598
.050	.0571	-.1259	.050	.0774	-.1526	.100	-.0142	-.1214
.100	-.0172	-.0891	.100	-.0178	-.1174	.200	-.1336	-.0448
.200	-.0876	-.0518	.200	-.1164	-.0480	.400	-.2185	.0082
.300	-.1550	-.0241	.300	-.1955	-.0225	.600	-.2196	.0707
.400	-.1736	-.0385	.400	-.2451	-.0134	.800	-.1419	.1255
.500	-.1712	-.0195	.500	-.1983	.0000	.900	-.0983	.1675
.600	-.1724	-.0512	.600	-.2103	.0672	.925	-.1064	.2055
.700	-.1362	.0657	.700	-.1923				
.800	-.0943	.0785	.800	-.1356	.1271			
.900	-.0590	-.0713	.900	-.0926	.1696			
.950	-.0752	.1715	.925	-.1036	.1858			
.970	-.0435		.950	-.0942	.2171			

STATION 4			STATION 5			STATION 6		
X/C	CPU	CPL	X/C	CPU	CPL	X/C	CPU	CPL
.010	.3808	-.7313	.025	.2051	-.0937	.025	.2030	-.2683
.025	.2084	-.4537	.050	.0879	-.4065	.050	.0725	-.4496
.050	.0843	-.2918	.075	.0273	-.5804	.100	.0086	-.4426
.100	-.0010	-.1677	.150	-.0667	-.5189	.200	-.0678	-.2626
.200	-.1396	-.1656	.300	-.2282	-.3831	.300	-.1852	-.0690
.400	-.2424	-.1633	.450	-.2497	-.1334	.400	-.2048	-.0049
.600	-.2421	.0496	.600	-.2600	-.0195	.500	-.2126	.0436
.800	-.1720	.0695	.750	-.1988	-.0003	.600	-.2071	.0771
.900	-.1235	.0820	.800	-.1638	.0747	.700	-.1892	.1091
.925	-.1361	.1268	.850	-.1316	.1016	.800	-.1599	.1197

(d) $\alpha = 2.12^\circ$

STATION 1			STATION 2			STATION 3		
X/C	CPU	CPL	X/C	CPU	CPL	X/C	CPU	CPL
.005	.2413	-.1262	.005	.2630	-.2570	.010	.1482	-.1670
.010	.0454	-.0526	.010	.0573	-.1857	.025	-.0458	-.0843
.025	-.0454	.0003	.025	-.0534	-.0698	.050	-.0920	-.0325
.050	-.0808	.0225	.050	-.1124	-.0094	.100	-.1563	-.0038
.100	-.1319	.0050	.100	-.1543	.0021	.200	-.2312	.0396
.200	-.1710	.0248	.200	-.2275	.0218	.400	-.2934	.0561
.300	-.2209	.0279	.300	-.2769	.0381	.600	-.2557	.0837
.400	-.2339	.0046	.400	-.3130	.0336	.800	-.1613	.1317
.500	-.2103	.0114	.500	-.2560	.0322	.900	-.1142	.1677
.600	-.2007	-.0397	.600	-.2515	.0791	.925	-.1186	.2100
.700	-.1434	.0877	.700	-.2173				
.800	-.1082	.0927	.800	-.1500	.1334			
.900	-.0635	-.0628	.900	-.1008	.1715			
.950	-.0766	.1796	.925	-.1073	.2005			
.970	-.0383		.950	-.0954	.2209			

STATION 4			STATION 5			STATION 6		
X/C	CPU	CPL	X/C	CPU	CPL	X/C	CPU	CPL
.010	.1269	-.1349	.025	-.0372	.1968	.025	-.0304	-.3217
.025	-.0487	-.1215	.050	-.1329	-.0361	.050	-.1138	-.1517
.050	-.1094	-.0723	.075	-.1403	-.0189	.100	-.1187	-.0544
.100	-.1731	-.0013	.150	-.1966	-.1451	.200	-.1485	-.0201
.200	-.2481	-.0020	.300	-.3233	-.1405	.300	-.2435	.0125
.400	-.3108	.0499	.450	-.3042	-.0694	.400	-.2618	.0138
.600	-.2851	.1145	.600	-.3027	.0706	.500	-.2542	.0601
.800	-.1945	.1158	.750	-.2181	.0848	.600	-.2524	.0726
.900	-.1311	.1155	.800	-.1883	.1253	.700	-.2330	.0909
.925	-.1453	.2021	.850	-.1486	.1282	.800	-.2141	.0964

TABLE II. - Continued

(e) $\alpha = 4.09^\circ$

STATION 1			STATION 2			STATION 3		
X/C	CPU	CPL	X/C	CPU	CPL	X/C	CPU	CPL
.005	-.0633	.2346	.005	-.0924	.2450	.010	-.2404	.2006
.010	-.2229	.1819	.010	-.2617	.2034	.025	-.3458	.1409
.025	-.2678	.1656	.025	-.3560	.1583	.050	-.3239	.1201
.050	-.2389	.1236	.050	-.2934	.1362	.100	-.3232	.1036
.100	-.2479	.0983	.100	-.2960	.0946	.200	-.3491	.1064
.200	-.2396	.0808	.200	-.3285	.1002	.400	-.3650	.0974
.300	-.2742	.0737	.300	-.3564	.0979	.600	-.2953	.1201
.400	-.2761	.0517	.400	-.3660	.0750	.800	-.1775	.1443
.500	-.2507	.0458	.500	-.2961	.0766	.900	-.1214	.1844
.600	-.2329	-.0315	.600	-.2759	.1160	.925	-.1232	.2124
.700	-.1658	.1092	.700	-.2369				
.800	-.1179	.1084	.800	-.1559	.1518			
.900	-.0682	-.0688	.900	-.1030	.1806			
.950	-.0720	.1874	.925	-.1144	.2070			
.970	-.0323		.950	-.1006	.2305			

STATION 4			STATION 5			STATION 6		
X/C	CPU	CPL	X/C	CPU	CPL	X/C	CPU	CPL
.010	-.3944	.2328	.025	-.4242	.1950	.025	-.3298	.0646
.025	-.3799	.1368	.050	-.3744	.1938	.050	-.3195	.0456
.050	-.3759	.1357	.075	-.3502	.1268	.100	-.2817	.0367
.100	-.3379	.1232	.150	-.3456	.0320	.200	-.2698	.0260
.200	-.3705	.1232	.300	-.4117	.0337	.300	-.3296	.0561
.400	-.3860	.1148	.450	-.3818	.0556	.400	-.3323	.0332
.600	-.3271	.1372	.600	-.3556	.1040	.500	-.3353	.0496
.800	-.2129	.1399	.750	-.2622	.1055	.600	-.3353	.0655
.900	-.1406	.1441	.800	-.2219	.1350	.700	-.3396	.0809
.925	-.1480	.1913	.850	-.1841	.1336	.800	-.3205	.0855

(f) $\alpha = 6.21^\circ$

STATION 1			STATION 2			STATION 3		
X/C	CPU	CPL	X/C	CPU	CPL	X/C	CPU	CPL
.005	-.4922	.4861	.005	-.7400	.4846	.010	-.9088	.4405
.010	-.5776	.3846	.010	-.7637	.4120	.025	-.7971	.3461
.025	-.5630	.3058	.025	-.6964	.3285	.050	-.6523	.2967
.050	-.3947	.2300	.050	-.5792	.2616	.100	-.4758	.2238
.100	-.3746	.1740	.100	-.4676	.1905	.200	-.4774	.1849
.200	-.3281	.1510	.200	-.4400	.1595	.400	-.4367	.1388
.300	-.3352	.1299	.300	-.4404	.1453	.600	-.3396	.1520
.400	-.3157	.0967	.400	-.4204	.1198	.800	-.1956	.1626
.500	-.2785	.0823	.500	-.3411	.1054	.900	-.1268	.1882
.600	-.2506	-.0297	.600	-.3097	.1450	.925	-.1249	.2216
.700	-.1689	.1299	.700	-.2600				
.800	-.1256	.1231	.800	-.1758	.1684			
.900	-.0707	-.0684	.900	-.1113	.1987			
.950	-.0673	.1933	.925	-.1114	.2134			
.970	-.0327		.950	-.0956	.2249			

STATION 4			STATION 5			STATION 6		
X/C	CPU	CPL	X/C	CPU	CPL	X/C	CPU	CPL
.010	-.10323	.4655	.025	-.8373	.2117	.025	-.6876	.1799
.025	-.8765	.3692	.050	-.7152	.2132	.050	-.5897	.1907
.050	-.7386	.2900	.075	-.5982	.2262	.100	-.4667	.1801
.100	-.5334	.2724	.150	-.5176	.1643	.200	-.4001	.0908
.200	-.5032	.2023	.300	-.5208	.1678	.300	-.4453	.0598
.400	-.4638	.1658	.450	-.4466	.1680	.400	-.4579	.0188
.600	-.3702	.1689	.600	-.4079	.1589	.500	-.4646	.0299
.800	-.2328	.1612	.750	-.3073	.1623	.600	-.4673	.0410
.900	-.1475	.1732	.800	-.2701	.1502	.700	-.4849	.0574
.925	-.1584	.2095	.850	-.2265	.1459	.800	-.4520	.0667

TABLE II. - Continued

(g) $\alpha = 8.31^\circ$

STATION 1			STATION 2			STATION 3		
X/C	CPU	CPL	X/C	CPU	CPL	X/C	CPU	CPL
.005	-1.0280	.5695	.005	-1.6449	.5401	.010	-1.5431	.5333
.010	-.9898	.5017	.010	-1.3896	.5270	.025	-1.1579	.4686
.025	-.8677	.4218	.025	-1.1135	.4409	.050	-.9005	.3965
.050	-.5544	.3308	.050	-.7963	.3655	.100	-.7153	.3086
.100	-.5015	.2635	.100	-.6511	.2768	.200	-.6023	.2410
.200	-.4173	.2147	.200	-.5475	.2305	.400	-.4954	.1751
.300	-.3995	.1790	.300	-.5269	.1951	.600	-.3661	.1709
.400	-.3598	.1352	.400	-.4815	.1677	.800	-.2091	.1706
.500	-.3065	.1198	.500	-.3778	.1449	.900	-.1299	.1911
.600	-.2739	-.0084	.600	-.3305	.1701	.925	-.1248	.2276
.700	-.1877	.1560	.700	-.2807				
.800	-.1393	.1436	.800	-.1860	.1818			
.900	-.0774	-.0674	.900	-.1104	.1982			
.950	-.0640	.2050	.925	-.1080	.2182			
.970	-.0283		.950	-.0874	.2340			

STATION 4			STATION 5			STATION 6		
X/C	CPU	CPL	X/C	CPU	CPL	X/C	CPU	CPL
.010	-2.4321	.5375	.025	-1.7982	.2295	.025	-1.0526	.3891
.025	-1.2467	.4738	.050	-1.7221	.2373	.050	-1.0246	.3291
.050	-.9987	.4171	.075	-1.4478	.3312	.100	-.9611	.2162
.100	-.7626	.3410	.150	-.6157	.3273	.200	-.7420	.0720
.200	-.6518	.2785	.300	-.5951	.3107	.300	-.5712	.0402
.400	-.5469	.2204	.450	-.5068	.2641	.400	-.5578	.0145
.600	-.4127	.1897	.600	-.4688	.1609	.500	-.5863	.0219
.800	-.2573	.1722	.750	-.3651	.1590	.600	-.5803	.0220
.900	-.1682	.1830	.800	-.3236	.1442	.700	-.6410	.0355
.925	-.1666	.2181	.850	-.2738	.1350	.800	-.6268	.0394

(h) $\alpha = 10.51^\circ$

STATION 1			STATION 2			STATION 3		
X/C	CPU	CPL	X/C	CPU	CPL	X/C	CPU	CPL
.005	-1.9164	.5906	.005	-3.3356	.4417	.010	-2.6434	.5333
.010	-1.4752	.5870	.010	-1.9389	.5503	.025	-2.4752	.5433
.025	-1.1140	.5253	.025	-1.4982	.5409	.050	-1.9358	.4901
.050	-.7856	.4273	.050	-1.1215	.4759	.100	-.8447	.4060
.100	-.6589	.3574	.100	-.8773	.3793	.200	-.6707	.3171
.200	-.5044	.2827	.200	-.6764	.2947	.400	-.5496	.2422
.300	-.4717	.2468	.300	-.6067	.2691	.600	-.3961	.2014
.400	-.4161	.1913	.400	-.5498	.2172	.800	-.2198	.1938
.500	-.3442	.1637	.500	-.4386	.1932	.900	-.1382	.2011
.600	-.3026	.0005	.600	-.3800	.2064	.925	-.1254	.2312
.700	-.1953	.1851	.700	-.3018				
.800	-.1507	.1686	.800	-.2004	.2010			
.900	-.0874	-.0469	.900	-.1185	.2090			
.950	-.0789	.2207	.925	-.1085	.2296			
.970	-.0406		.950	-.0809	.2475			

STATION 4			STATION 5			STATION 6		
X/C	CPU	CPL	X/C	CPU	CPL	X/C	CPU	CPL
.010	-1.8212	.5430	.025	-1.2462	.2345	.025	-.9698	.3594
.025	-1.8293	.5531	.050	-1.2519	.2441	.050	-.9587	.3580
.050	-1.8453	.4918	.075	-1.2109	.3787	.100	-.9434	.3528
.100	-1.8366	.4100	.150	-1.1852	.3753	.200	-.9058	.1304
.200	-1.0511	.3961	.300	-1.0649	.3644	.300	-.8655	.0384
.400	-.9254	.2905	.450	-.8315	.3294	.400	-.8070	-.0041
.600	-.4254	.2180	.600	-.6133	.1673	.500	-.7798	.0039
.800	-.2698	.1841	.750	-.4448	.1667	.600	-.7560	.0115
.900	-.1754	.1958	.800	-.4002	.1440	.700	-.8082	.0230
.925	-.1849	.2362	.850	-.3620	.1319	.800	-.7838	.0226

TABLE II. - Continued

(i) $\alpha = 12.70^\circ$

STATION 1			STATION 2			STATION 3		
X/C	CPU	CPL	X/C	CPU	CPL	X/C	CPU	CPL
.005	-3.0849	.5164	.005	-2.2771	.3031	.010	-1.7294	.5210
.010	-1.9882	.6129	.010	-2.2699	.5356	.025	-1.6829	.5740
.025	-1.4965	.5845	.025	-2.2319	.5726	.050	-1.6953	.5402
.050	-1.0163	.5095	.050	-2.2552	.5336	.100	-1.6850	.4498
.100	-.8272	.4148	.100	-2.1721	.4333	.200	-1.6034	.3581
.200	-.6281	.3419	.200	-.4299	.3454	.400	-.5891	.2698
.300	-.5390	.2927	.300	-.5646	.2957	.600	-.3795	.2131
.400	-.4637	.2342	.400	-.5697	.2522	.800	-.2666	.1878
.500	-.3847	.1925	.500	-.4517	.2135	.900	-.2051	.1946
.600	-.3276	-.0051	.600	-.3996	.2138	.925	-.2148	.2160
.700	-.2165	.2041	.700	-.3338				
.800	-.1731	.1776	.800	-.2308	.1979			
.900	-.1024	-.0703	.900	-.1501	.2011			
.950	-.0962	.2247	.925	-.1437	.2160			
.970	-.0623		.950	-.1197	.2284			

STATION 4			STATION 5			STATION 6		
X/C	CPU	CPL	X/C	CPU	CPL	X/C	CPU	CPL
.010	-1.3689	.5173	.025	-.9399	.2102	.025	-.7612	.4115
.025	-1.3498	.5726	.050	-.9542	.3788	.050	-.7613	.4131
.050	-1.3424	.5218	.075	-.9306	.4213	.100	-.7555	.2534
.100	-1.2837	.4464	.150	-.9098	.4222	.200	-.7953	.0936
.200	-1.2286	.4407	.300	-.8322	.3653	.300	-.7766	.0499
.400	-1.0222	.3251	.450	-.7404	.2921	.400	-.7152	.0036
.600	-.7186	.2179	.600	-.6528	.1564	.500	-.6887	.0016
.800	-.4751	.1636	.750	-.5810	.1419	.600	-.6692	.0054
.900	-.3563	.1586	.800	-.5481	.0901	.700	-.6383	.0085
.925	-.3416	.1916	.850	-.5256	.0851	.800	-.6216	-.0118

(j) $\alpha = 14.94^\circ$

STATION 1			STATION 2			STATION 3		
X/C	CPU	CPL	X/C	CPU	CPL	X/C	CPU	CPL
.005	-3.6650	.4051	.005	-1.6385	.3776	.010	-1.2664	.5395
.010	-3.4455	.6222	.010	-1.6102	.5640	.025	-1.2332	.5946
.025	-2.6375	.6459	.025	-1.5815	.6053	.050	-1.2047	.5592
.050	-1.0277	.5722	.050	-1.5321	.5712	.100	-1.1524	.4895
.100	-.8813	.4880	.100	-1.4819	.4838	.200	-1.0787	.3919
.200	-.6454	.3974	.200	-1.4801	.3908	.400	-.9669	.2820
.300	-.5667	.3404	.300	-1.2302	.3332	.600	-.7518	.2237
.400	-.5061	.2724	.400	-.9049	.2791	.800	-.5699	.1616
.500	-.4296	.2289	.500	-.7071	.2309	.900	-.4757	.1412
.600	-.3763	.0014	.600	-.5706	.2321	.925	-.4536	.1494
.700	-.2728	.2145	.700	-.4469				
.800	-.2375	.1828	.800	-.3743	.1883			
.900	-.1449	-.1033	.900	-.2508	.1818			
.950	-.1294	.2139	.925	-.2811	.1974			
.970	-.0895		.950	-.2703	.2121			

STATION 4			STATION 5			STATION 6		
X/C	CPU	CPL	X/C	CPU	CPL	X/C	CPU	CPL
.010	-.9879	.5308	.025	-.7622	.2964	.025	-.6390	.3690
.025	-.9832	.5808	.050	-.7449	.3928	.050	-.6656	.3660
.050	-.9624	.5467	.075	-.7350	.4466	.100	-.6683	.2679
.100	-.9518	.4782	.150	-.7390	.3763	.200	-.7086	.1931
.200	-.9080	.4687	.300	-.7272	.3689	.300	-.6945	.0619
.400	-.7926	.3763	.450	-.6949	.3337	.400	-.6529	.0056
.600	-.7105	.2101	.600	-.6407	.1420	.500	-.6270	.0059
.800	-.6015	.1263	.750	-.5949	.1328	.600	-.6211	.0079
.900	-.5198	.0927	.800	-.5949	.0619	.700	-.6035	-.0098
.925	-.5183	.0974	.850	-.5755	.0592	.800	-.5870	-.0349

TABLE II. - Continued

(k) $\alpha = 17.05^\circ$

STATION 1			STATION 2			STATION 3		
X/C	CPU	CPL	X/C	CPU	CPL	X/C	CPU	CPL
.005	-3.4021	.3453	.005	-1.3212	.3681	.010	-1.0306	.5372
.010	-3.5227	.6340	.010	-1.3399	.5499	.025	-.9982	.6105
.025	-3.3065	.6876	.025	-1.2930	.6178	.050	-1.0318	.5877
.050	-2.0778	.6205	.050	-1.2857	.5939	.100	-.9870	.5146
.100	-.8812	.5443	.100	-1.2614	.5052	.200	-.9510	.4214
.200	-.6676	.4435	.200	-1.2176	.4096	.400	-.8871	.3064
.300	-.6325	.4716	.300	-1.1098	.3505	.600	-.7463	.2232
.400	-.5595	.2970	.400	-.9929	.2858	.800	-.6448	.1371
.500	-.4898	.2518	.500	-.8694	.2433	.900	-.5660	.1002
.600	-.4457	-.0070	.600	-.7576	.2440	.925	-.5531	.0987
.700	-.3389	.2224	.700	-.6582				
.800	-.3042	.1732	.800	-.5614	.1752			
.900	-.2229	-.0919	.900	-.4712	.1412			
.950	-.1881	.2072	.925	-.4333	.1597			
.970	-.1414		.950	-.4260	.1481			

STATION 4			STATION 5			STATION 6		
X/C	CPU	CPL	X/C	CPU	CPL	X/C	CPU	CPL
.010	-.8721	.5273	.025	-.7217	.2731	.025	-.6298	.3590
.025	-.8663	.5854	.050	-.7144	.4153	.050	-.6215	.3826
.050	-.8770	.5839	.075	-.7080	.4710	.100	-.6306	.3218
.100	-.8808	.4982	.150	-.7162	.4538	.200	-.6472	.1327
.200	-.8542	.4457	.300	-.7010	.4491	.300	-.6628	.0810
.400	-.7920	.3912	.450	-.6852	.4081	.400	-.6348	.0169
.600	-.7261	.2209	.600	-.6601	.1424	.500	-.5962	.0116
.800	-.6532	.1010	.750	-.6400	.1139	.600	-.5993	-.0011
.900	-.5954	.0618	.800	-.6368	.0471	.700	-.5814	-.0118
.925	-.5915	.0669	.850	-.6322	.0505	.800	-.5681	-.0425

(l) $\alpha = 19.16^\circ$

STATION 1			STATION 2			STATION 3		
X/C	CPU	CPL	X/C	CPU	CPL	X/C	CPU	CPL
.005	-2.4057	.3658	.005	-1.1760	.3458	.010	-.9405	.5245
.010	-2.4539	.6524	.010	-1.1672	.5439	.025	-.9271	.6124
.025	-2.2439	.7151	.025	-1.1463	.6180	.050	-.9065	.6033
.050	-2.3406	.6670	.050	-1.1243	.6073	.100	-.9274	.5371
.100	-2.0889	.5826	.100	-1.0998	.5346	.200	-.9057	.4508
.200	-1.0917	.4734	.200	-1.0316	.4354	.400	-.8506	.3215
.300	-.6735	.4014	.300	-1.0205	.3775	.600	-.7624	.2311
.400	-.5826	.3248	.400	-.9440	.3157	.800	-.6745	.1212
.500	-.5502	.2754	.500	-.8697	.2562	.900	-.6256	.0861
.600	-.5242	.0129	.600	-.8089	.2361	.925	-.6210	.0443
.700	-.3987	.2303	.700	-.7354				
.800	-.3848	.1739	.800	-.6540	.1588			
.900	-.3073	-.1061	.900	-.5700	.1004			
.950	-.2705	.1761	.925	-.5462	.0972			
.970	-.2215		.950	-.5252	.0790			

STATION 4			STATION 5			STATION 6		
X/C	CPU	CPL	X/C	CPU	CPL	X/C	CPU	CPL
.010	-.8590	.4850	.025	-.6838	.2248	.025	-.5980	.3484
.025	-.8655	.5833	.050	-.6910	.3967	.050	-.6059	.3902
.050	-.8353	.5858	.075	-.6825	.4757	.100	-.6254	.3260
.100	-.8233	.5155	.150	-.6668	.4615	.200	-.6351	.2141
.200	-.8114	.5121	.300	-.6717	.4609	.300	-.6387	.0658
.400	-.7766	.4297	.450	-.6607	.3405	.400	-.6504	.0050
.600	-.7320	.2191	.600	-.6736	.1483	.500	-.6031	.0020
.800	-.6768	.0850	.750	-.6493	.1219	.600	-.6167	-.0238
.900	-.6298	.0383	.800	-.6364	.0473	.700	-.6100	-.0227
.925	-.6251	.0371	.850	-.6392	.0420	.800	-.6030	-.0565

TABLE II. - Concluded

(m) $\alpha = 21.20^\circ$

STATION 1			STATION 2			STATION 3		
X/C	CPU	CPL	X/C	CPU	CPL	X/C	CPU	CPL
.005	-1.8744	.3693	.005	-1.0569	.3151	.010	-.9173	.4940
.010	-1.9408	.6607	.010	-1.0287	.5259	.025	-.9066	.6123
.025	-1.8048	.7279	.025	-1.0665	.6221	.050	-.9112	.6129
.050	-1.8071	.6980	.050	-1.0268	.6320	.100	-.8988	.5615
.100	-1.7219	.6192	.100	-1.0286	.5618	.200	-.8843	.4607
.200	-1.3956	.5109	.200	-.9928	.4744	.400	-.8313	.3454
.300	-1.0003	.4389	.300	-.9460	.4054	.600	-.7787	.2401
.400	-.8050	.3625	.400	-.9340	.3495	.800	-.7091	.1153
.500	-.6742	.2922	.500	-.8918	.2760	.900	-.6573	.0369
.600	-.6246	-.0000	.600	-.8369	.2689	.925	-.6672	.0419
.700	-.4863	.2405	.700	-.7735				
.800	-.4865	.1792	.800	-.6997	.1560			
.900	-.3608	-.1145	.900	-.6246	.0767			
.950	-.3574	.1491	.925	-.5954	.0564			
.970	-.2819		.950	-.6072	.0473			

STATION 4			STATION 5			STATION 6		
X/C	CPU	CPL	X/C	CPU	CPL	X/C	CPU	CPL
.010	-.8093	.4713	.025	-.6938	.3098	.025	-.6104	.3618
.025	-.8362	.5958	.050	-.6873	.3945	.050	-.6028	.4066
.050	-.8285	.5905	.075	-.6951	.5022	.100	-.6054	.3767
.100	-.7579	.5890	.150	-.6855	.4925	.200	-.6020	.1381
.200	-.7871	.5750	.300	-.6861	.4942	.300	-.6217	.0806
.400	-.7739	.4975	.450	-.6698	.4451	.400	-.6345	.0245
.600	-.7343	.2353	.600	-.6739	.1540	.500	-.6220	.0032
.800	-.6901	.0862	.750	-.6735	.1099	.600	-.6217	-.0090
.900	-.6652	.0387	.800	-.6652	.0356	.700	-.6225	-.0317
.925	-.6666	.0260	.850	-.6693	.0374	.800	-.6065	-.0461

TABLE III. - PRESSURE COEFFICIENTS AT A MACH NUMBER OF 0.20
FOR MODEL WITH STRAKE ON. $C_{L,d} = 0.35$

(a) $\alpha = -3.79^\circ$

STATION 1			STATION 2			STATION 3		
X/C	CPU	CPL	X/C	CPU	CPL	X/C	CPU	CPL
.005	.2744	.0581	.005	.5747	-1.0211	.010	.5916	-.7746
.010	.2711	-.0124	.010	.5908	-1.0409	.025	.5039	-.7846
.025	.2403	-.0340	.025	.4880	-1.0644	.050	.4025	-.7900
.050	.1875	-.0725	.050	.3846	-1.1769	.100	.2755	-.8466
.100	.1605	-.0945	.100	.2724	-.9811	.200	.1137	-.7729
.200	.0987	-.0840	.200	.1143	.0230	.400	-.0325	.1357
.300	.0235	-.0490	.300	.0030	-.0021	.600	-.0712	.1364
.400	-.0141	-.0339	.400	-.0489	-.0026	.800	-.0369	.1840
.500	-.0130	-.0226	.500	-.0449	.0023	.900	-.0130	.2275
.600	-.0332	-.0277	.600	-.0779	.0687	.925	-.0270	.2676
.700	-.0290	.0813	.700	-.0622				
.800	.0084	.0991	.800	-.0272	.1750			
.900	.0333	-.0340	.900	.0004	.2171			
.950	.0087	.2028	.925	-.0188	.2427			
.970	.0366		.950	-.0220	.2531			

STATION 4			STATION 5			STATION 6		
X/C	CPU	CPL	X/C	CPU	CPL	X/C	CPU	CPL
.010	.5777	-.6064	.025	.4444	-.0502	.025	.4026	-.0958
.025	.5104	-.6143	.050	.3440	-.1885	.050	.2962	-.1463
.050	.4114	-.6157	.075	.2836	-.2786	.100	.2034	-.1205
.100	.2793	-.6234	.150	.1591	.0201	.200	.0640	-.1208
.200	.1213	-.6383	.300	-.0411	.0183	.300	-.0390	-.0748
.400	-.0434	-.2361	.450	-.0994	.0027	.400	-.0810	-.0674
.600	-.0977	.2213	.600	-.1491	-.2631	.500	-.1014	-.0419
.800	-.1025	.2181	.750	-.1310	-.2219	.600	-.1192	-.0323
.900	-.0620	.2360	.800	-.1078	-.1233	.700	-.1223	-.0136
.925	-.0660	.3071	.850	-.0842	-.0924	.800	-.0971	-.0028

(b) $\alpha = -1.91^\circ$

STATION 1			STATION 2			STATION 3		
X/C	CPU	CPL	X/C	CPU	CPL	X/C	CPU	CPL
.005	.2518	.1290	.005	.5935	-.8845	.010	.5616	-.6080
.010	.2499	.0588	.010	.5163	-.9127	.025	.4099	-.6363
.025	.1988	.0244	.025	.4083	-.9155	.050	.3047	-.6313
.050	.1546	-.0123	.050	.2910	-1.0425	.100	.1776	-.6580
.100	.1087	-.0418	.100	.1469	-.0061	.200	.0285	-.1225
.200	.0434	-.0325	.200	.0348	-.0492	.400	-.0928	.0670
.300	-.0104	-.0174	.300	-.0505	-.0101	.600	-.0918	.1239
.400	-.0473	-.0060	.400	-.0860	.0130	.800	-.0369	.1797
.500	-.0475	-.0094	.500	-.0720	.0168	.900	-.0133	.2141
.600	-.0514	-.0079	.600	-.0900	.0951	.925	-.0214	.2530
.700	-.0250	.0914	.700	-.0711				
.800	-.0032	.0985	.800	-.0262	.1607			
.900	.0311	-.0450	.900	.0005	.2026			
.950	.0206	.2033	.925	-.0169	.2215			
.970	.0356		.950	-.0187	.2450			

STATION 4			STATION 5			STATION 6		
X/C	CPU	CPL	X/C	CPU	CPL	X/C	CPU	CPL
.010	.5488	-.5084	.025	.3583	-.1012	.025	.3338	-.0795
.025	.4051	-.5021	.050	.2476	-.2379	.050	.2205	-.1655
.050	.3080	-.5014	.075	.1979	-.3287	.100	.1301	-.1475
.100	.1744	-.5452	.150	.0810	-.2120	.200	.0133	-.1063
.200	.0322	-.5375	.300	-.1049	-.2189	.300	-.0719	-.0739
.400	-.0938	-.0170	.450	-.1431	-.2321	.400	-.0991	-.0666
.600	-.1189	.1589	.600	-.1696	.0442	.500	-.1275	-.0457
.800	-.1107	.1800	.750	-.1207	.1183	.600	-.1270	-.0607
.900	-.0701	.1773	.800	-.0989	.1805	.700	-.1180	-.0553
.925	-.0818	.2176	.850	-.0660	.1871	.800	-.0805	-.0378

TABLE III. - Continued

(c) $\alpha = -0.02^\circ$

STATION 1			STATION 2			STATION 3		
X/C	CPU	CPL	X/C	CPU	CPL	X/C	CPU	CPL
.005	.2328	.1327	.005	.5334	-.0663	.010	.4571	-.4918
.010	.2273	.0792	.010	.3787	-.6687	.025	.2732	-.5074
.025	.1733	.0441	.025	.2658	-.6323	.050	.1719	-.3146
.050	.1066	.0186	.050	.1472	-.1331	.100	.0645	-.0445
.100	.0547	-.0034	.100	.0604	-.0624	.200	-.0523	.0119
.200	-.0158	-.0004	.200	-.0432	-.0134	.400	-.1403	.0640
.300	-.0688	.0153	.300	-.1253	.0188	.600	-.1358	.1179
.400	-.0942	.0032	.400	-.1497	.0272	.800	-.0583	.1738
.500	-.0925	.0181	.500	-.1176	.0316	.900	-.0201	.2062
.600	-.0808	-.0130	.600	-.1235	.1109	.925	-.0383	.2376
.700	-.0526	.0894	.700	-.1056				
.800	-.0187	.1043	.800	-.0499	.1720			
.900	.0098	-.0256	.900	-.0061	.2077			
.950	.0137	.1789	.925	-.0241	.2330			
.970	.0321		.950	-.0084	.2495			

STATION 4			STATION 5			STATION 6		
X/C	CPU	CPL	X/C	CPU	CPL	X/C	CPU	CPL
.010	.4485	-.5411	.025	.2127	-.1145	.025	.2293	-.1067
.025	.2652	-.5518	.050	.1231	-.2643	.050	.1061	-.3206
.050	.1676	-.4395	.075	.0667	-.4434	.100	.0353	-.2882
.100	.0512	-.1009	.150	-.0281	-.3577	.200	-.0521	-.1940
.200	-.0624	.0001	.300	-.1880	-.3655	.300	-.1327	.0275
.400	-.1690	.0399	.450	-.2115	-.2469	.400	-.1667	.0716
.600	-.1506	.1403	.600	-.2055	.0851	.500	-.1579	.1018
.800	-.1359	.1668	.750	-.1604	.0883	.600	-.1649	.1313
.900	-.0842	.1846	.800	-.1280	.0906	.700	-.1588	.1607
.925	-.0947	.2252	.850	-.1009	.0837	.800	-.1146	.1748

(d) $\alpha = 1.91^\circ$

STATION 1			STATION 2			STATION 3		
X/C	CPU	CPL	X/C	CPU	CPL	X/C	CPU	CPL
.005	.2271	.1761	.005	.3638	-.2379	.010	.2320	-.1051
.010	.2198	.1221	.010	.1498	-.0955	.025	.0325	-.0245
.025	.1590	.0876	.025	.0338	-.0338	.050	-.0071	.0256
.050	.0781	.0532	.050	-.0113	.0306	.100	-.0751	.0558
.100	.0170	.0438	.100	-.0770	.0371	.200	-.1495	.0822
.200	-.0590	.0589	.200	-.1396	.0533	.400	-.1956	.1057
.300	-.1189	.0608	.300	-.1890	.0784	.600	-.1666	.1552
.400	-.1251	.0514	.400	-.2106	.0784	.800	-.0810	.1786
.500	-.1170	.0491	.500	-.1568	.0723	.900	-.0313	.2270
.600	-.1105	-.0017	.600	-.1493	.1334	.925	-.0340	.2578
.700	-.0548	.1175	.700	-.1263				
.800	-.0244	.1199	.800	-.0698	.1802			
.900	-.0139	-.0266	.900	-.0134	.2126			
.950	-.0019	.1910	.925	-.0206	.2409			
.970	.0422		.950	-.0103	.2684			

STATION 4			STATION 5			STATION 6		
X/C	CPU	CPL	X/C	CPU	CPL	X/C	CPU	CPL
.010	.2348	-.0964	.025	-.0016	.1684	.025	.0232	-.3573
.025	.0266	-.0642	.050	-.0626	.1001	.050	-.0208	-.0168
.050	-.0089	-.0100	.075	-.0743	.0297	.100	-.0571	.0135
.100	-.0905	-.0072	.150	-.1509	-.1153	.200	-.1367	.0624
.200	-.1562	-.0137	.300	-.2575	.0586	.300	-.1897	.1062
.400	-.2108	-.0014	.450	-.2480	.0997	.400	-.2039	.1078
.600	-.1875	.1633	.600	-.2416	.1720	.500	-.2011	.1156
.800	-.1480	.1767	.750	-.1722	.1851	.600	-.2052	.1319
.900	-.0925	.1814	.800	-.1375	.1833	.700	-.1889	.1487
.925	-.1000	.1889	.850	-.1063	.1847	.800	-.1488	.1571

TABLE III. - Continued

(e) $\alpha = 3.89^\circ$

STATION 1			STATION 2			STATION 3		
X/C	CPU	CPL	X/C	CPU	CPL	X/C	CPU	CPL
.005	.1519	.2050	.005	.0070	.2375	.010	-.1657	.2572
.010	.1682	.1501	.010	-.1962	.1465	.025	-.2349	.1943
.025	.1374	.1143	.025	-.2585	.1693	.050	-.2260	.1920
.050	.0755	.0976	.050	-.1929	.1664	.100	-.2218	.1709
.100	.0096	.0945	.100	-.2027	.1326	.200	-.2491	.1640
.200	-.0933	.0938	.200	-.2238	.1232	.400	-.2592	.1491
.300	-.1456	.1051	.300	-.2482	.1117	.600	-.1925	.1859
.400	-.1691	.0825	.400	-.2519	.1102	.800	-.0931	.2055
.500	-.1504	.0676	.500	-.1950	.1046	.900	-.0410	.2395
.600	-.1339	.0070	.600	-.1752	.1686	.925	-.0474	.2671
.700	-.0777	.1408	.700	-.1411				
.800	-.0520	.1358	.800	-.0699	.2101			
.900	.0056	-.0248	.900	-.0045	.2321			
.950	-.0181	.2105	.925	-.0108	.2628			
.970	.0214		.950	.0063	.2773			

STATION 4			STATION 5			STATION 6		
X/C	CPU	CPL	X/C	CPU	CPL	X/C	CPU	CPL
.010	-.2390	.2862	.025	-.3601	.2685	.025	-.2666	.1886
.025	-.2826	.2629	.050	-.3005	.2754	.050	-.2524	.0909
.050	-.2843	.1845	.075	-.2915	.1905	.100	-.2163	.0928
.100	-.2422	.1792	.150	-.2879	.0871	.200	-.2462	.0933
.200	-.2787	.1691	.300	-.3559	.1119	.300	-.2750	.1096
.400	-.2804	.1640	.450	-.3134	.1291	.400	-.2791	.1122
.600	-.2260	.2017	.600	-.2817	.1858	.500	-.2639	.1244
.800	-.1667	.2083	.750	-.2088	.1858	.600	-.2722	.1346
.900	-.0975	.2238	.800	-.1789	.2045	.700	-.2869	.1398
.925	-.1002	.2713	.850	-.1284	.1971	.800	-.2544	.1578

(f) $\alpha = 5.91^\circ$

STATION 1			STATION 2			STATION 3		
X/C	CPU	CPL	X/C	CPU	CPL	X/C	CPU	CPL
.005	-.0367	.2295	.005	-.5138	.4880	.010	-.7587	.3026
.010	.0148	.1826	.010	-.5950	.4157	.025	-.5934	.3769
.025	-.0013	.1477	.025	-.5880	.3292	.050	-.4947	.3357
.050	-.0196	.1378	.050	-.4056	.2704	.100	-.4156	.2710
.100	-.0568	.1276	.100	-.3341	.2009	.200	-.3593	.2357
.200	-.1499	.1378	.200	-.2960	.1773	.400	-.3082	.1990
.300	-.1790	.1253	.300	-.3005	.1642	.600	-.2310	.2103
.400	-.1987	.1122	.400	-.2895	.1422	.800	-.0882	.2071
.500	-.1613	.1041	.500	-.2107	.1417	.900	-.0308	.2508
.600	-.1494	.0039	.600	-.1856	.2041	.925	-.0242	.2804
.700	-.0788	.1559	.700	-.1429				
.800	-.0563	.1459	.800	-.0610	.2244			
.900	-.0013	-.0314	.900	-.0147	.2256			
.950	-.0367	.2089	.925	-.0087	.2691			
.970	.0137		.950	.0014	.2847			

STATION 4			STATION 5			STATION 6		
X/C	CPU	CPL	X/C	CPU	CPL	X/C	CPU	CPL
.010	-.8634	.5153	.025	-.7553	.2980	.025	-.7034	.2095
.025	-.7150	.4946	.050	-.5892	.2962	.050	-.4639	.2156
.050	-.5739	.3388	.075	-.5019	.3008	.100	-.3639	.2122
.100	-.4424	.2894	.150	-.4435	.2259	.200	-.3365	.2018
.200	-.3960	.2527	.300	-.4548	.2256	.300	-.3711	.1095
.400	-.3572	.2136	.450	-.3712	.2161	.400	-.3769	.0971
.600	-.2634	.2217	.600	-.3295	.2004	.500	-.3745	.0996
.800	-.1647	.2216	.750	-.2394	.2030	.600	-.3759	.1099
.900	-.1008	.2382	.800	-.2014	.1972	.700	-.3848	.1208
.925	-.1028	.2810	.850	-.1605	.2004	.800	-.3695	.1284

TABLE III. - Continued

(g) $\alpha = 7.94^\circ$

STATION 1			STATION 2			STATION 3		
X/C	CPU	CPL	X/C	CPU	CPL	X/C	CPU	CPL
.005	-.2288	.1993	.005	-1.0944	.4808	.010	-1.4522	.5391
.010	-.1873	.1500	.010	-.9622	.4459	.025	-.9663	.4613
.025	-.2028	.1247	.025	-.8839	.3680	.050	-.6825	.3977
.050	-.1528	.1028	.050	-.5207	.3013	.100	-.5483	.3128
.100	-.1867	.1093	.100	-.4299	.2261	.200	-.4386	.2576
.200	-.2491	.1154	.200	-.3661	.1779	.400	-.3538	.1987
.300	-.2418	.1079	.300	-.3548	.1558	.600	-.2366	.1936
.400	-.2305	.0837	.400	-.3156	.1430	.800	-.0917	.1936
.500	-.2121	.0774	.500	-.2383	.1181	.900	-.0237	.2096
.600	-.1853	-.0327	.600	-.2126	.1785	.925	-.0057	.2444
.700	-.1048	.1123	.700	-.1604				
.800	-.0788	.1077	.800	-.0865	.1991			
.900	-.0204	-.0855	.900	-.0177	.2166			
.950	-.0415	.1697	.925	-.0228	.2378			
.970	-.0071		.950	-.0276	.2558			

STATION 4			STATION 5			STATION 6		
X/C	CPU	CPL	X/C	CPU	CPL	X/C	CPU	CPL
.010	-2.0129	.5541	.025	-1.7294	.2794	.025	-1.0383	.2472
.025	-.9943	.5585	.050	-1.5334	.2688	.050	-1.0122	.2495
.050	-.8383	.4312	.075	-1.2512	.2835	.100	-.8769	.2397
.100	-.6028	.3392	.150	-.5885	.2731	.200	-.6309	.2127
.200	-.4979	.2718	.300	-.5659	.2701	.300	-.5101	.0742
.400	-.3865	.2279	.450	-.4898	.2677	.400	-.5186	.0483
.600	-.2658	.2075	.600	-.4376	.2011	.500	-.5322	.0435
.800	-.2398	.1990	.750	-.3403	.1895	.600	-.5349	.0589
.900	-.1532	.2033	.800	-.3058	.1722	.700	-.5857	.0722
.925	-.1476	.2472	.850	-.2573	.1708	.800	-.5718	.0959

(h) $\alpha = 10.03^\circ$

STATION 1			STATION 2			STATION 3		
X/C	CPU	CPL	X/C	CPU	CPL	X/C	CPU	CPL
.005	-.3768	.2715	.005	-2.2015	.4502	.010	-2.8370	.5578
.010	-.3644	.2456	.010	-1.5755	.5287	.025	-1.7428	.5649
.025	-.3608	.2002	.025	-.9965	.5008	.050	-.9229	.5013
.050	-.3233	.2006	.050	-.7505	.4291	.100	-.6697	.4236
.100	-.3514	.2083	.100	-.5854	.3552	.200	-.5199	.3430
.200	-.3711	.2102	.200	-.4307	.2869	.400	-.3828	.2747
.300	-.3415	.2100	.300	-.3967	.2610	.600	-.2521	.2543
.400	-.3144	.1840	.400	-.3671	.2253	.800	-.1155	.2279
.500	-.2715	.1606	.500	-.3005	.1876	.900	-.0552	.2529
.600	-.2202	.0194	.600	-.2345	.2435	.925	-.0516	.2742
.700	-.1259	.1973	.700	-.1833				
.800	-.0904	.1729	.800	-.0909	.2422			
.900	-.0327	-.0421	.900	-.0167	.2615			
.950	-.0518	.2313	.925	-.0317	.2801			
.970	-.0014		.950	-.0234	.2934			

STATION 4			STATION 5			STATION 6		
X/C	CPU	CPL	X/C	CPU	CPL	X/C	CPU	CPL
.010	-1.7898	.5798	.025	-1.2235	.2920	.025	-.9090	.4445
.025	-1.8201	.5880	.050	-1.2211	.3011	.050	-.8807	.4326
.050	-1.8026	.5679	.075	-1.2355	.3995	.100	-.8668	.4119
.100	-1.6268	.4326	.150	-1.1487	.4022	.200	-.7918	.4084
.200	-.4063	.4203	.300	-.9897	.3378	.300	-.7319	.1011
.400	-.4221	.3210	.450	-.6831	.2931	.400	-.6857	.0718
.600	-.3013	.2623	.600	-.4596	.2220	.500	-.6906	.0741
.800	-.1789	.2396	.750	-.3172	.2247	.600	-.6439	.0794
.900	-.0972	.2476	.800	-.2789	.2031	.700	-.7203	.0988
.925	-.0991	.2702	.850	-.2313	.1941	.800	-.7359	.0998

TABLE III. - Continued

(i) $\alpha = 12.17^\circ$

STATION 1			STATION 2			STATION 3		
X/C	CPU	CPL	X/C	CPU	CPL	X/C	CPU	CPL
.005	-.5493	.3076	.005	-2.3702	.2835	.010	-1.8606	.5292
.010	-.5238	.2736	.010	-2.4572	.4781	.025	-1.8825	.6038
.025	-.5068	.2455	.025	-2.6979	.5210	.050	-1.9581	.5609
.050	-.4815	.2369	.050	-1.0248	.4776	.100	-2.1854	.4754
.100	-.4912	.2411	.100	-.5035	.4064	.200	-.3085	.3823
.200	-.5252	.2627	.200	-.4343	.3414	.400	-.3459	.3016
.300	-.4546	.2613	.300	-.4137	.3068	.600	-.2554	.2657
.400	-.3831	.2253	.400	-.3952	.2546	.800	-.1204	.2355
.500	-.3158	.2004	.500	-.3073	.2248	.900	-.0497	.2553
.600	-.2612	.0170	.600	-.2646	.2562	.925	-.0517	.2738
.700	-.1528	.2226	.700	-.2068				
.800	-.1219	.1957	.800	-.1240	.2477			
.900	-.0503	-.0313	.900	-.0430	.2530			
.950	-.0518	.2302	.925	-.0335	.2789			
.970	.0012		.950	-.0136	.2945			

STATION 4			STATION 5			STATION 6		
X/C	CPU	CPL	X/C	CPU	CPL	X/C	CPU	CPL
.010	-1.5525	.5379	.025	-1.0104	.3853	.025	-.7901	.5049
.025	-1.5389	.5681	.050	-1.0147	.3858	.050	-.7815	.4707
.050	-1.5496	.5637	.075	-.9780	.4100	.100	-.7809	.4707
.100	-1.6089	.5357	.150	-.9342	.4086	.200	-.7212	.1826
.200	-1.6656	.5072	.300	-.8657	.3683	.300	-.6735	.1126
.400	-.3658	.3282	.450	-.7943	.3360	.400	-.6177	.0720
.600	-.2593	.2802	.600	-.7230	.2201	.500	-.5819	.0743
.800	-.2165	.2463	.750	-.6186	.2219	.600	-.5524	.0855
.900	-.1388	.2462	.800	-.5824	.1822	.700	-.5403	.0882
.925	-.1487	.2817	.850	-.5209	.1632	.800	-.5247	.0586

(j) $\alpha = 14.37^\circ$

STATION 1			STATION 2			STATION 3		
X/C	CPU	CPL	X/C	CPU	CPL	X/C	CPU	CPL
.005	-.7005	.3389	.005	-2.4558	.1507	.010	-1.9924	.4838
.010	-.6644	.3193	.010	-2.5253	.4478	.025	-2.0019	.6192
.025	-.6799	.2789	.025	-2.5961	.5578	.050	-1.9797	.6107
.050	-.6658	.2762	.050	-3.4041	.5391	.100	-2.4441	.5435
.100	-.6877	.2955	.100	-.3393	.4732	.200	-1.0218	.4493
.200	-.6834	.3026	.200	-.4584	.3867	.400	-.3275	.3466
.300	-.5680	.2871	.300	-.4331	.3430	.600	-.2973	.2894
.400	-.4743	.2673	.400	-.4032	.2979	.800	-.1657	.2600
.500	-.3964	.2372	.500	-.3455	.2518	.900	-.1116	.2610
.600	-.3062	.0388	.600	-.3341	.2618	.925	-.1121	.2794
.700	-.1747	.2414	.700	-.2671				
.800	-.1540	.2030	.800	-.1568	.2657			
.900	-.0721	-.0322	.900	-.0669	.2596			
.950	-.0576	.2374	.925	-.0472	.2823			
.970	-.0184		.950	-.0258	.2908			

STATION 4			STATION 5			STATION 6		
X/C	CPU	CPL	X/C	CPU	CPL	X/C	CPU	CPL
.010	-1.4570	.5063	.025	-.8614	.4721	.025	-.6775	.5208
.025	-1.4621	.6296	.050	-.8537	.4999	.050	-.6796	.5157
.050	-1.4811	.6339	.075	-.8579	.5254	.100	-.6767	.5117
.100	-1.5133	.6209	.150	-.8232	.5182	.200	-.6507	.5056
.200	-1.7164	.5551	.300	-.7567	.4094	.300	-.6422	.1491
.400	-.9704	.3407	.450	-.7284	.3524	.400	-.6111	.1062
.600	-.4865	.2977	.600	-.7178	.2425	.500	-.5820	.1039
.800	-.3103	.2521	.750	-.6570	.2194	.600	-.5552	.0922
.900	-.2234	.2565	.800	-.6421	.1498	.700	-.5327	.0906
.925	-.2373	.2768	.850	-.6068	.1472	.800	-.5112	.0680

TABLE III. - Continued

(k) $\alpha = 16.42^\circ$

STATION 1			STATION 2			STATION 3		
X/C	CPU	CPL	X/C	CPU	CPL	X/C	CPU	CPL
.005	-.8492	.3653	.005	-2.6029	.0268	.010	-2.0375	.4219
.010	-.8111	.3370	.010	-2.6585	.3833	.025	-2.0365	.6013
.025	-.8252	.3135	.025	-2.7853	.5557	.050	-2.0916	.6147
.050	-.7949	.3145	.050	-4.2220	.5682	.100	-2.5592	.5495
.100	-.8418	.3342	.100	-.8181	.5133	.200	-1.5839	.4756
.200	-.8292	.3497	.200	-.4670	.4294	.400	-.4190	.3639
.300	-.6942	.3417	.300	-.4783	.3777	.600	-.3249	.2957
.400	-.5744	.3060	.400	-.4783	.3304	.800	-.2172	.2518
.500	-.4582	.2741	.500	-.4521	.2824	.900	-.1429	.2429
.600	-.3858	.0357	.600	-.3994	.2944	.925	-.1506	.2679
.700	-.2004	.2628	.700	-.2989				
.800	-.1710	.2210	.800	-.1935	.2666			
.900	-.0839	-.0475	.900	-.1226	.2464			
.950	-.0593	.2482	.925	-.0904	.2564			
.970	-.0144		.950	-.0630	.2614			

STATION 4			STATION 5			STATION 6		
X/C	CPU	CPL	X/C	CPU	CPL	X/C	CPU	CPL
.010	-1.4018	.4568	.025	-.8683	.4216	.025	-.6391	.5107
.025	-1.4036	.6173	.050	-.8702	.4724	.050	-.6519	.4951
.050	-1.4386	.6300	.075	-.8745	.5348	.100	-.6148	.5003
.100	-1.5105	.6225	.150	-.8765	.5380	.200	-.6169	.2287
.200	-1.6721	.6116	.300	-.8005	.3806	.300	-.5919	.1493
.400	-1.1169	.3612	.450	-.7876	.3146	.400	-.5736	.0942
.600	-.6379	.3103	.600	-.7757	.2254	.500	-.5559	.0884
.800	-.4229	.2377	.750	-.7071	.2014	.600	-.5440	.0795
.900	-.2663	.2250	.800	-.6664	.1384	.700	-.5186	.0728
.925	-.3072	.2410	.850	-.6651	.1349	.800	-.5045	.0594

(l) $\alpha = 18.50^\circ$

STATION 1			STATION 2			STATION 3		
X/C	CPU	CPL	X/C	CPU	CPL	X/C	CPU	CPL
.005	-1.0041	.3836	.005	-2.8121	-.1634	.010	-2.0309	.3764
.010	-.9540	.3521	.010	-2.8158	.3014	.025	-1.9923	.6068
.025	-.9710	.3399	.025	-2.9421	.5339	.050	-2.0806	.6265
.050	-.9456	.3497	.050	-4.1444	.5882	.100	-2.0033	.5942
.100	-.9744	.3502	.100	-1.5380	.5500	.200	-1.9594	.5085
.200	-.9474	.3780	.200	-.5541	.4610	.400	-.6123	.3962
.300	-.7959	.3723	.300	-.5656	.4146	.600	-.3977	.3139
.400	-.6601	.3234	.400	-.6146	.3619	.800	-.2859	.2492
.500	-.5408	.2849	.500	-.5637	.3167	.900	-.2145	.2182
.600	-.4237	.0298	.600	-.4650	.3222	.925	-.1989	.2480
.700	-.2265	.2703	.700	-.3885				
.800	-.1915	.2279	.800	-.3009	.2670			
.900	-.0867	-.0380	.900	-.2576	.2344			
.950	-.0454	.2500	.925	-.2614	.2345			
.970	.0002		.950	-.2486	.2391			

STATION 4			STATION 5			STATION 6		
X/C	CPU	CPL	X/C	CPU	CPL	X/C	CPU	CPL
.010	-1.5049	.4064	.025	-.9159	.4187	.025	-.6105	.5201
.025	-1.5009	.6243	.050	-.9207	.4601	.050	-.6070	.5130
.050	-1.5150	.6418	.075	-.9105	.5800	.100	-.5961	.5021
.100	-1.5716	.6337	.150	-.8795	.5729	.200	-.5758	.2484
.200	-1.6424	.6296	.300	-.8075	.3965	.300	-.5820	.1658
.400	-1.1999	.3854	.450	-.8322	.3256	.400	-.5690	.1223
.600	-.7456	.3267	.600	-.8158	.2494	.500	-.5613	.1067
.800	-.4936	.2305	.750	-.7546	.2258	.600	-.5406	.0968
.900	-.3361	.2131	.800	-.7396	.1592	.700	-.5181	.1087
.925	-.3742	.2333	.850	-.6544	.1616	.800	-.4853	.0743

TABLE III. - Concluded.

(m) $\alpha = 20.60^\circ$

STATION 1			STATION 2			STATION 3		
X/C	CPU	CPL	X/C	CPU	CPL	X/C	CPU	CPL
.005	-1.1620	.4108	.005	-2.8614	-.3765	.010	-1.9338	.2868
.010	-1.1296	.3910	.010	-2.9041	.1881	.025	-1.9479	.5829
.025	-1.1530	.3794	.025	-3.0901	.5040	.050	-1.9681	.6467
.050	-1.1367	.3844	.050	-4.1486	.5978	.100	-1.8229	.6258
.100	-1.1599	.4059	.100	-2.3452	.5761	.200	-2.1744	.5352
.200	-1.1449	.4224	.200	-.7144	.5072	.400	-.8526	.4214
.300	-.9440	.4172	.300	-.7292	.4473	.600	-.5814	.3335
.400	-.7650	.3674	.400	-.8028	.3967	.800	-.4553	.2381
.500	-.6065	.3182	.500	-.7065	.3339	.900	-.3099	.1706
.600	-.4743	.0330	.600	-.6796	.3290	.925	-.3727	.1787
.700	-.2535	.2919	.700	-.6691				
.800	-.1777	.2487	.800	-.6756	.2495			
.900	-.0289	-.0643	.900	-.6560	.1762			
.950	.0015	.2684	.925	-.6206	.1635			
.970	.0360		.950	-.5987	.1385			

STATION 4			STATION 5			STATION 6		
X/C	CPU	CPL	X/C	CPU	CPL	X/C	CPU	CPL
.010	-1.4674	.3208	.025	-.8957	.4251	.025	-.5696	.5084
.025	-1.4826	.6084	.050	-.9049	.4877	.050	-.5859	.4984
.050	-1.5416	.6434	.075	-.9242	.5777	.100	-.5789	.4909
.100	-1.5427	.6403	.150	-.9114	.5682	.200	-.5839	.4909
.200	-1.5443	.6407	.300	-.8628	.4124	.300	-.5717	.1948
.400	-1.1923	.4121	.450	-.8133	.3347	.400	-.5554	.1350
.600	-.8029	.3318	.600	-.7745	.2618	.500	-.5296	.1177
.800	-.5689	.2222	.750	-.7250	.2166	.600	-.5113	.1162
.900	-.4287	.2009	.800	-.6848	.1648	.700	-.4780	.1089
.925	-.4378	.1883	.850	-.6375	.1686	.800	-.4529	.0877

TABLE IV.- PRESSURE COEFFICIENTS AT A MACH NUMBER OF 0.40
FOR MODEL WITH STRAKE ON. $C_{L,d} = 0.35$

(a) $\alpha = -3.94^\circ$

STATION 1			STATION 2			STATION 3		
X/C	CPU	CPL	X/C	CPU	CPL	X/C	CPU	CPL
.005	.2205	-.0059	.005	.5049	-1.0839	.010	.5283	-.8550
.010	.2217	-.0453	.010	.5231	-1.0868	.025	.4475	-.8710
.025	.1654	-.0808	.025	.4413	-1.1221	.050	.3513	-.8647
.050	.1317	-.1402	.050	.3266	-1.2344	.100	.2109	-.9489
.100	.0575	-.1666	.100	.2017	-1.2444	.200	.0485	-.9885
.200	.0328	-.1457	.200	.0457	-.0266	.400	-.1018	.0848
.300	-.0434	-.0983	.300	-.0547	-.0574	.600	-.1485	.0735
.400	-.0841	-.0948	.400	-.1324	-.0616	.800	-.1090	.1185
.500	-.0989	-.0773	.500	-.1200	-.0492	.900	-.0841	.1686
.600	-.1129	-.0758	.600	-.1438	.0158	.925	-.1011	.2099
.700	-.1094	.0298	.700	-.1454				
.800	-.0733	.0425	.800	-.1024	.1066			
.900	-.0454	-.0818	.900	-.0785	.1626			
.950	-.0682	.1617	.925	-.1018	.1842			
.970	-.0367		.950	-.1028	.2021			

STATION 4			STATION 5			STATION 6		
X/C	CPU	CPL	X/C	CPU	CPL	X/C	CPU	CPL
.010	.5154	-.6947	.025	.4215	-.1303	.025	.3580	-.1825
.025	.4492	-.6954	.050	.3080	-.2503	.050	.2491	-.1938
.050	.3450	-.7021	.075	.2476	-.3939	.100	.1563	-.1933
.100	.2113	-.7045	.150	.1096	-.3159	.200	.0308	-.1829
.200	.0561	-.7110	.300	-.0857	-.3423	.300	-.0897	-.1795
.400	-.1137	-.4757	.450	-.1614	-.3873	.400	-.1375	-.1668
.600	-.1648	.0684	.600	-.2132	-.3669	.500	-.1671	-.1239
.800	-.1544	.1593	.750	-.1907	-.3000	.600	-.1773	-.1217
.900	-.1143	.2019	.800	-.1683	-.2215	.700	-.1778	-.0996
.925	-.1366	.2504	.850	-.1515	-.1778	.800	-.1587	-.0947

(b) $\alpha = -1.87^\circ$

STATION 1			STATION 2			STATION 3		
X/C	CPU	CPL	X/C	CPU	CPL	X/C	CPU	CPL
.005	.1929	.0950	.005	.5325	-.8861	.010	.4767	-.6895
.010	.1889	.0265	.010	.4470	-.8789	.025	.3389	-.6864
.025	.1340	-.0255	.025	.3142	-.9002	.050	.2228	-.6933
.050	.0925	-.0609	.050	.2104	-.8917	.100	.1014	-.7185
.100	.0490	-.0947	.100	.1011	-.3606	.200	-.0461	-.3252
.200	-.0263	-.0875	.200	-.0388	-.0638	.400	-.1667	.0045
.300	-.0881	-.0603	.300	-.1303	-.0493	.600	-.1864	.0580
.400	-.1308	-.0629	.400	-.1837	-.0367	.800	-.1257	.1098
.500	-.1330	-.0527	.500	-.1579	-.0251	.900	-.0910	.1640
.600	-.1414	-.0595	.600	-.1738	.0342	.925	-.1045	.2015
.700	-.1186	.0453	.700	-.1723				
.800	-.0817	.0584	.800	-.1183	.1069			
.900	-.0524	-.0754	.900	-.0855	.1572			
.950	-.0707	.1613	.925	-.1042	.1801			
.970	-.0358		.950	-.1001	.2016			

STATION 4			STATION 5			STATION 6		
X/C	CPU	CPL	X/C	CPU	CPL	X/C	CPU	CPL
.010	.4840	-.5973	.025	.3320	-.1595	.025	.2850	-.1296
.025	.3444	-.5838	.050	.2213	-.2634	.050	.1752	-.2315
.050	.2293	-.5907	.075	.1564	-.4053	.100	.0892	-.2149
.100	.1062	-.5932	.150	.0365	-.3667	.200	-.0196	-.1812
.200	-.0338	-.5894	.300	-.1567	-.3711	.300	-.1321	-.1445
.400	-.1788	-.0502	.450	-.1989	-.3404	.400	-.1620	-.1212
.600	-.2063	.0869	.600	-.2301	-.0776	.500	-.1764	-.1163
.800	-.1619	.0892	.750	-.1814	.0429	.600	-.1855	-.1131
.900	-.1146	.1463	.800	-.1502	.1106	.700	-.1715	-.0940
.925	-.1328	.2045	.850	-.1218	.1241	.800	-.1381	-.1063

TABLE IV.- Continued

(c) $\alpha = 0.03^0$

STATION 1			STATION 2			STATION 3		
X/C	CPU	CPL	X/C	CPU	CPL	X/C	CPU	CPL
.005	.2000	.1066	.005	.4701	-.8017	.010	.3877	-.6668
.010	.1645	.0501	.010	.3173	-.8326	.025	.1850	-.4927
.025	.1043	.0144	.025	.1790	-.5663	.050	.0995	-.3303
.050	.0361	-.0154	.050	.0826	-.1485	.100	-.0184	-.1243
.100	-.0057	-.0439	.100	-.0072	-.1041	.200	-.1255	-.0495
.200	-.0831	-.0389	.200	-.1153	-.0538	.400	-.2203	-.0001
.300	-.1482	-.0214	.300	-.2074	-.0150	.600	-.2216	.0671
.400	-.1724	-.0325	.400	-.2443	-.0058	.800	-.1486	.1195
.500	-.1649	-.0187	.500	-.2006	.0028	.900	-.1026	.1627
.600	-.1688	-.0496	.600	-.2093	.0592	.925	-.1058	.1974
.700	-.1314	.0604	.700	-.1917				
.800	-.0989	.0745	.800	-.1317	.1213			
.900	-.0586	-.0632	.900	-.0902	.1632			
.950	-.0671	.1586	.925	-.1035	.1901			
.970	-.0314		.950	-.0973	.2127			

STATION 4			STATION 5			STATION 6		
X/C	CPU	CPL	X/C	CPU	CPL	X/C	CPU	CPL
.010	.3918	-.7552	.025	.1756	-.1539	.025	.1953	-.2794
.025	.1939	-.4706	.050	.0872	-.4464	.050	.0858	-.4222
.050	.0789	-.2713	.075	.0437	-.5572	.100	.0030	-.4263
.100	-.0060	-.1460	.150	-.0631	-.4888	.200	-.0707	-.2565
.200	-.1299	-.0639	.300	-.2299	-.2337	.300	-.1798	-.0133
.400	-.2421	-.0022	.450	-.2427	-.0584	.400	-.1990	.0026
.600	-.2385	.0836	.600	-.2603	.1009	.500	-.2083	.0460
.800	-.1805	.0833	.750	-.1976	.1252	.600	-.2036	.0706
.900	-.1201	.1405	.800	-.1694	.1350	.700	-.1948	.1060
.925	-.1364	.1570	.850	-.1352	.1364	.800	-.1583	.1279

(d) $\alpha = 2.04^0$

STATION 1			STATION 2			STATION 3		
X/C	CPU	CPL	X/C	CPU	CPL	X/C	CPU	CPL
.005	.2059	.1417	.005	.2523	-.2570	.010	.1570	-.1864
.010	.1607	.0872	.010	.0638	-.2094	.025	-.0419	-.0913
.025	.0876	.0473	.025	-.0476	-.0658	.050	-.0931	-.0476
.050	.0094	.0242	.050	-.1033	-.0119	.100	-.1615	-.0050
.100	-.0552	.0163	.100	-.1627	-.0039	.200	-.2317	.0289
.200	-.1421	.0150	.200	-.2184	.0137	.400	-.2908	.0399
.300	-.2034	.0246	.300	-.2730	.0348	.600	-.2572	.0879
.400	-.2181	.0074	.400	-.2961	.0339	.800	-.1581	.1255
.500	-.2057	.0172	.500	-.2423	.0339	.900	-.1069	.1670
.600	-.1981	-.0427	.600	-.2374	.0798	.925	-.1099	.2011
.700	-.1453	.0791	.700	-.2120				
.800	-.1103	.0844	.800	-.1420	.1287			
.900	-.0666	-.0652	.900	-.0890	.1649			
.950	-.0754	.1626	.925	-.0997	.1914			
.970	-.0413		.950	-.0903	.2133			

STATION 4			STATION 5			STATION 6		
X/C	CPU	CPL	X/C	CPU	CPL	X/C	CPU	CPL
.010	.1379	-.1794	.025	-.0759	-.0599	.025	-.0079	-.3234
.025	-.0570	-.1054	.050	-.1123	-.0889	.050	-.0981	-.0936
.050	-.1043	-.0487	.075	-.1331	-.0466	.100	-.1262	-.0507
.100	-.1591	-.0193	.150	-.2011	-.1234	.200	-.1504	-.0033
.200	-.2419	-.0183	.300	-.3209	-.0115	.300	-.2405	.0390
.400	-.3123	.0090	.450	-.3112	.0380	.400	-.2578	.0401
.600	-.2784	.1073	.600	-.3052	.1105	.500	-.2660	.0520
.800	-.1964	.1056	.750	-.2232	.1311	.600	-.2525	.0654
.900	-.1333	.1463	.800	-.1917	.1276	.700	-.2398	.0866
.925	-.1423	.1607	.850	-.1554	.1299	.800	-.2063	.0941

TABLE IV. - Continued

(e) $\alpha = 4.10^\circ$

STATION 1			STATION 2			STATION 3		
X/C	CPU	CPL	X/C	CPU	CPL	X/C	CPU	CPL
.005	.1108	.1054	.005	-.0940	.2153	.010	-.2916	.2175
.010	.1062	.1126	.010	-.2746	.1836	.025	-.3602	.1587
.025	.0658	.0777	.025	-.3262	.1542	.050	-.3276	.1339
.050	.0063	.0607	.050	-.2905	.1303	.100	-.3123	.1253
.100	-.0692	.0532	.100	-.2805	.1021	.200	-.3486	.1198
.200	-.1780	.0617	.200	-.3152	.0884	.400	-.3572	.0940
.300	-.2356	.0581	.300	-.3484	.0831	.600	-.2869	.1254
.400	-.2539	.0439	.400	-.3465	.0711	.800	-.1713	.1446
.500	-.2344	.0414	.500	-.2809	.0653	.900	-.1121	.1791
.600	-.2153	-.0360	.600	-.2613	.1094	.925	-.1138	.2127
.700	-.1576	.1027	.700	-.2247				
.800	-.1170	.1020	.800	-.1455	.1485			
.900	-.0723	-.0730	.900	-.0882	.1784			
.950	-.0923	.1766	.925	-.0891	.2039			
.970	-.0537		.950	-.0734	.2214			

STATION 4			STATION 5			STATION 6		
X/C	CPU	CPL	X/C	CPU	CPL	X/C	CPU	CPL
.010	-.3901	.2437	.025	-.4716	.2083	.025	-.4009	.0663
.025	-.3902	.1402	.050	-.4150	.1961	.050	-.3119	.0437
.050	-.3774	.1385	.075	-.3705	.1766	.100	-.2807	.0313
.100	-.3429	.1251	.150	-.3660	.1033	.200	-.2740	.0309
.200	-.3684	.1256	.300	-.4177	.1223	.300	-.3229	.0508
.400	-.3819	.1168	.450	-.3710	.1146	.400	-.3356	.0402
.600	-.3170	.1368	.600	-.3446	.1311	.500	-.3382	.0451
.800	-.2142	.1433	.750	-.2596	.1496	.600	-.3351	.0566
.900	-.1423	.1603	.800	-.2221	.1405	.700	-.3530	.0757
.925	-.1491	.2074	.850	-.1862	.1335	.800	-.3176	.0824

(f) $\alpha = 6.22^\circ$

STATION 1			STATION 2			STATION 3		
X/C	CPU	CPL	X/C	CPU	CPL	X/C	CPU	CPL
.005	-.0689	.1968	.005	-.6420	.4666	.010	-.9153	.4410
.010	-.0725	.1473	.010	-.7532	.3698	.025	-.7906	.3326
.025	-.0997	.1128	.025	-.6596	.3066	.050	-.6098	.2721
.050	-.0855	.1025	.050	-.5488	.2469	.100	-.4692	.2193
.100	-.1376	.0940	.100	-.4373	.2036	.200	-.4513	.1785
.200	-.2371	.1056	.200	-.4136	.1494	.400	-.4124	.1372
.300	-.2734	.1100	.300	-.4128	.1469	.600	-.3165	.1508
.400	-.2846	.0800	.400	-.3925	.1210	.800	-.1766	.1626
.500	-.2618	.0725	.500	-.3069	.1076	.900	-.1108	.1903
.600	-.2477	-.0254	.600	-.2776	.1404	.925	-.1066	.2199
.700	-.1781	.1281	.700	-.2318				
.800	-.1349	.1146	.800	-.1521	.1656			
.900	-.0810	-.0712	.900	-.0942	.1955			
.950	-.1040	.1904	.925	-.0874	.2159			
.970	-.0655		.950	-.0665	.2351			

STATION 4			STATION 5			STATION 6		
X/C	CPU	CPL	X/C	CPU	CPL	X/C	CPU	CPL
.010	-1.0484	.4852	.025	-.8491	.2261	.025	-.7419	.2798
.025	-.8537	.3439	.050	-.6967	.2297	.050	-.5920	.2746
.050	-.7083	.2834	.075	-.6047	.2321	.100	-.4513	.1303
.100	-.5248	.2458	.150	-.5267	.1645	.200	-.4206	.0582
.200	-.5000	.1855	.300	-.5233	.1654	.300	-.4465	.0520
.400	-.4469	.1675	.450	-.4426	.1612	.400	-.4702	.0283
.600	-.3520	.1587	.600	-.4043	.1437	.500	-.4735	.0338
.800	-.2188	.1565	.750	-.3036	.1479	.600	-.4685	.0385
.900	-.1398	.1752	.800	-.2615	.1431	.700	-.4906	.0599
.925	-.1456	.2219	.850	-.2163	.1389	.800	-.4518	.0698

TABLE IV. - Continued

(g) $\alpha = 8.39^\circ$

STATION 1			STATION 2			STATION 3		
X/C	CPU	CPL	X/C	CPU	CPL	X/C	CPU	CPL
.005	-.2857	.2248	.005	-1.5069	.5042	.010	-1.4589	.5198
.010	-.2902	.1818	.010	-1.2299	.4854	.025	-1.1287	.4533
.025	-.3053	.1496	.025	-1.0221	.4137	.050	-.8542	.3895
.050	-.2689	.1382	.050	-.8642	.3416	.100	-.6858	.2984
.100	-.2944	.1406	.100	-.5697	.2606	.200	-.5722	.2346
.200	-.3583	.1500	.200	-.4743	.2045	.400	-.4650	.1813
.300	-.3463	.1497	.300	-.4562	.1882	.600	-.3401	.1699
.400	-.3348	.1252	.400	-.4161	.1603	.800	-.1803	.1703
.500	-.3108	.1123	.500	-.3426	.1362	.900	-.1045	.1913
.600	-.2873	-.0194	.600	-.3082	.1695	.925	-.0971	.2185
.700	-.2106	.1439	.700	-.2525				
.800	-.1630	.1266	.800	-.1681	.1767			
.900	-.1006	-.0699	.900	-.0967	.1990			
.950	-.1226	.1971	.925	-.1008	.2215			
.970	-.0822		.950	-.1042	.2432			

STATION 4			STATION 5			STATION 6		
X/C	CPU	CPL	X/C	CPU	CPL	X/C	CPU	CPL
.010	-2.5509	.5299	.025	-1.7874	.4214	.025	-1.0478	.4011
.025	-1.2559	.4681	.050	-1.7019	.4220	.050	-1.0134	.3090
.050	-1.0045	.3980	.075	-1.5208	.4124	.100	-.9597	.2204
.100	-.7611	.3288	.150	-.7686	.3219	.200	-.7862	.0712
.200	-.6320	.3183	.300	-.5664	.3051	.300	-.5954	.0372
.400	-.5179	.2712	.450	-.4971	.2452	.400	-.5467	.0095
.600	-.3846	.1879	.600	-.4566	.1515	.500	-.5770	.0108
.800	-.2294	.1650	.750	-.3544	.1554	.600	-.5664	.0161
.900	-.1430	.1865	.800	-.3068	.1377	.700	-.6366	.0311
.925	-.1459	.2258	.850	-.2586	.1345	.800	-.6129	.0438

(h) $\alpha = 10.61^\circ$

STATION 1			STATION 2			STATION 3		
X/C	CPU	CPL	X/C	CPU	CPL	X/C	CPU	CPL
.005	-.4249	.2507	.005	-2.9439	.4075	.010	-2.4870	.5141
.010	-.4406	.2048	.010	-1.5400	.4976	.025	-2.3376	.5292
.025	-.4774	.1807	.025	-1.2126	.4733	.050	-1.9538	.4670
.050	-.4431	.1734	.050	-.9028	.4153	.100	-.7221	.3978
.100	-.4433	.1799	.100	-.7108	.3269	.200	-.6144	.3111
.200	-.5200	.1978	.200	-.5622	.2679	.400	-.4691	.2279
.300	-.4599	.1867	.300	-.5402	.2340	.600	-.3472	.2069
.400	-.4206	.1619	.400	-.4866	.1919	.800	-.2009	.2003
.500	-.3789	.1425	.500	-.3862	.1668	.900	-.1335	.2065
.600	-.3235	-.0150	.600	-.3244	.1984	.925	-.1233	.2382
.700	-.2258	.1598	.700	-.2631				
.800	-.1871	.1450	.800	-.1684	.2016			
.900	-.1144	-.0737	.900	-.1012	.2203			
.950	-.1183	.1974	.925	-.1071	.2399			
.970	-.0771		.950	-.1016	.2575			

STATION 4			STATION 5			STATION 6		
X/C	CPU	CPL	X/C	CPU	CPL	X/C	CPU	CPL
.010	-1.8142	.5329	.025	-1.2282	.3631	.025	-.9433	.3997
.025	-1.7785	.5471	.050	-1.2159	.4057	.050	-.9440	.3659
.050	-1.7938	.4914	.075	-1.1719	.4086	.100	-.8956	.2424
.100	-1.8138	.4186	.150	-1.1459	.4084	.200	-.8781	.0970
.200	-1.0878	.3835	.300	-1.0708	.4064	.300	-.8171	.0483
.400	-.4880	.3393	.450	-.9068	.3099	.400	-.7666	.0165
.600	-.3799	.2167	.600	-.6459	.1696	.500	-.7684	.0147
.800	-.2381	.1834	.750	-.4674	.1598	.600	-.7296	.0222
.900	-.1445	.2003	.800	-.4272	.1419	.700	-.7474	.0324
.925	-.1622	.2349	.850	-.3830	.1363	.800	-.7556	.0267

TABLE IV.- Continued

(i) $\alpha = 12.86^\circ$

STATION 1			STATION 2			STATION 3		
X/C	CPU	CPL	X/C	CPU	CPL	X/C	CPU	CPL
.005	-.6133	.2862	.005	-2.2778	.2616	.010	-1.9348	.4937
.010	-.6317	.2462	.010	-2.3303	.4673	.025	-1.9370	.5581
.025	-.6351	.2189	.025	-2.5504	.5097	.050	-1.9424	.5313
.050	-.6114	.2155	.050	-2.8554	.4691	.100	-2.1555	.4440
.100	-.6340	.2248	.100	-.4721	.4000	.200	-1.0498	.3523
.200	-.6801	.2375	.200	-.5420	.3200	.400	-.3809	.2583
.300	-.5892	.2333	.300	-.5014	.2737	.600	-.3594	.2192
.400	-.5190	.2067	.400	-.4757	.2384	.800	-.2379	.1914
.500	-.4405	.1800	.500	-.4065	.2028	.900	-.1603	.2070
.600	-.3789	.0060	.600	-.3630	.2186	.925	-.1626	.2361
.700	-.2587	.1903	.700	-.3144				
.800	-.2166	.1611	.800	-.2183	.2019			
.900	-.1386	-.0783	.900	-.1322	.2064			
.950	-.1250	.2035	.925	-.1248	.2227			
.970	-.0809		.950	-.1087	.2386			

STATION 4			STATION 5			STATION 6		
X/C	CPU	CPL	X/C	CPU	CPL	X/C	CPU	CPL
.010	-1.5567	.4903	.025	-.9577	.3614	.025	-.7482	.3698
.025	-1.5416	.5536	.050	-.9454	.4250	.050	-.7391	.3754
.050	-1.5778	.5209	.075	-.9295	.4455	.100	-.7237	.3332
.100	-1.5742	.4648	.150	-.8904	.4429	.200	-.7130	.1132
.200	-1.6659	.3945	.300	-.7941	.3918	.300	-.6925	.0688
.400	-.8529	.3236	.450	-.7561	.2964	.400	-.6360	.0213
.600	-.4594	.2244	.600	-.7059	.1678	.500	-.6188	.0261
.800	-.3459	.1753	.750	-.6421	.1545	.600	-.5943	.0164
.900	-.2569	.1931	.800	-.6201	.0942	.700	-.5737	.0214
.925	-.2765	.2234	.850	-.5977	.0983	.800	-.5538	.0035

(j) $\alpha = 15.18^\circ$

STATION 1			STATION 2			STATION 3		
X/C	CPU	CPL	X/C	CPU	CPL	X/C	CPU	CPL
.005	-.7510	.3062	.005	-2.3689	.1861	.010	-1.9183	.4624
.010	-.7857	.2736	.010	-2.4167	.4443	.025	-1.8936	.5734
.025	-.8023	.2519	.025	-2.4372	.5278	.050	-1.9140	.5535
.050	-.7809	.2497	.050	-2.9927	.5239	.100	-2.4279	.4858
.100	-.7882	.2666	.100	-1.5514	.4461	.200	-1.6470	.3999
.200	-.8205	.2847	.200	-.5095	.3673	.400	-.4861	.2932
.300	-.7037	.2710	.300	-.5269	.3112	.600	-.3958	.2364
.400	-.5969	.2352	.400	-.5281	.2691	.800	-.2971	.1914
.500	-.5182	.2117	.500	-.4784	.2232	.900	-.2182	.1908
.600	-.4315	.0001	.600	-.4663	.2378	.925	-.2215	.2198
.700	-.2873	.2054	.700	-.3895				
.800	-.2459	.1721	.800	-.2694	.2069			
.900	-.1536	-.0798	.900	-.1683	.1994			
.950	-.1392	.2096	.925	-.1527	.2140			
.970	-.0969		.950	-.1236	.2282			

STATION 4			STATION 5			STATION 6		
X/C	CPU	CPL	X/C	CPU	CPL	X/C	CPU	CPL
.010	-1.4115	.4687	.025	-.8609	.3578	.025	-.6949	.3625
.025	-1.4257	.5781	.050	-.8724	.4244	.050	-.7098	.3913
.050	-1.4417	.5593	.075	-.8565	.4522	.100	-.7012	.2947
.100	-1.4577	.4927	.150	-.8412	.4445	.200	-.6841	.1318
.200	-1.5764	.4817	.300	-.7875	.4139	.300	-.6751	.0775
.400	-1.1334	.3711	.450	-.7646	.2839	.400	-.6462	.0342
.600	-.7220	.2355	.600	-.7493	.1681	.500	-.6257	.0205
.800	-.4997	.1654	.750	-.7048	.1539	.600	-.6054	.0137
.900	-.3553	.1563	.800	-.6808	.0826	.700	-.5665	.0112
.925	-.3765	.1786	.850	-.6595	.0826	.800	-.5623	-.0110

TABLE IV.- Continued

(k) $\alpha = 17.37^\circ$

STATION 1			STATION 2			STATION 3		
X/C	CPU	CPL	X/C	CPU	CPL	X/C	CPU	CPL
.005	-.9162	.3475	.005	-2.5614	.0811	.010	-2.0677	.4057
.010	-.9246	.3190	.010	-2.5083	.3850	.025	-2.0512	.5757
.025	-.9364	.3010	.025	-2.6151	.5378	.050	-2.0355	.5840
.050	-.9362	.2952	.050	-3.2379	.5675	.100	-2.0452	.5280
.100	-.9819	.3099	.100	-2.0968	.4886	.200	-2.1329	.4436
.200	-.9857	.3366	.200	-.5980	.4097	.400	-.7610	.3156
.300	-.8315	.3216	.300	-.5958	.3574	.600	-.4835	.2586
.400	-.7289	.2829	.400	-.6328	.3094	.800	-.3396	.1986
.500	-.6181	.2487	.500	-.6076	.2609	.900	-.2748	.1735
.600	-.5222	.0035	.600	-.5241	.2638	.925	-.2752	.2055
.700	-.3320	.2287	.700	-.4476				
.800	-.2865	.1946	.800	-.3504	.2153			
.900	-.1764	-.0781	.900	-.2719	.1876			
.950	-.1394	.2229	.925	-.2528	.1917			
.970	-.0921		.950	-.2270	.2043			

STATION 4			STATION 5			STATION 6		
X/C	CPU	CPL	X/C	CPU	CPL	X/C	CPU	CPL
.010	-1.3822	.4085	.025	-.9288	.3529	.025	-.7357	.3729
.025	-1.3855	.5877	.050	-.9163	.4229	.050	-.7297	.4171
.050	-1.4046	.5783	.075	-.9163	.4604	.100	-.7251	.3675
.100	-1.4645	.5397	.150	-.8907	.4538	.200	-.7240	.1708
.200	-1.5544	.4628	.300	-.8480	.4073	.300	-.6889	.1051
.400	-1.2175	.3847	.450	-.8215	.2035	.400	-.6562	.0503
.600	-.8319	.2670	.600	-.8126	.1860	.500	-.6250	.0338
.800	-.5899	.1689	.750	-.7782	.1059	.600	-.5964	.0281
.900	-.4153	.1623	.800	-.7352	.0890	.700	-.5669	.0217
.925	-.4483	.1766	.850	-.7230	.0902	.800	-.5373	.0068

(l) $\alpha = 19.58^\circ$

STATION 1			STATION 2			STATION 3		
X/C	CPU	CPL	X/C	CPU	CPL	X/C	CPU	CPL
.005	-1.0459	.3763	.005	-2.5267	-.0995	.010	-1.9865	.3580
.010	-1.0710	.3479	.010	-2.5310	.3001	.025	-1.9858	.5623
.025	-1.0873	.3314	.025	-2.7221	.5163	.050	-1.9320	.5915
.050	-1.0970	.3331	.050	-3.0186	.5656	.100	-1.8237	.5606
.100	-1.1263	.3507	.100	-3.0565	.5228	.200	-2.0923	.4716
.200	-1.1403	.3724	.200	-.7524	.4466	.400	-.9938	.3516
.300	-.9617	.3580	.300	-.7001	.3923	.600	-.6251	.2721
.400	-.8330	.3233	.400	-.8563	.3401	.800	-.5397	.1819
.500	-.6942	.2807	.500	-.7898	.2909	.900	-.4111	.1419
.600	-.5638	.0208	.600	-.6959	.2847	.925	-.3909	.1476
.700	-.3828	.2529	.700	-.6326				
.800	-.2996	.2073	.800	-.6016	.2072			
.900	-.1322	-.0767	.900	-.5725	.1509			
.950	-.0882	.2279	.925	-.5683	.1395			
.970	-.0462		.950	-.5587	.1355			

STATION 4			STATION 5			STATION 6		
X/C	CPU	CPL	X/C	CPU	CPL	X/C	CPU	CPL
.010	-1.3227	.3566	.025	-.8636	.3734	.025	-.7028	.3654
.025	-1.3450	.5756	.050	-.8737	.4599	.050	-.7022	.4287
.050	-1.3658	.5947	.075	-.8948	.5260	.100	-.7125	.3617
.100	-1.4425	.5889	.150	-.8942	.4950	.200	-.7122	.1830
.200	-1.4634	.5121	.300	-.8414	.4090	.300	-.6812	.1133
.400	-1.1802	.4449	.450	-.8078	.3197	.400	-.6591	.0604
.600	-.8597	.2658	.600	-.7848	.1985	.500	-.6200	.0420
.800	-.6564	.1618	.750	-.7255	.1936	.600	-.6087	.0410
.900	-.4767	.1407	.800	-.7113	.1048	.700	-.5785	.0323
.925	-.5175	.1486	.850	-.6872	.1069	.800	-.5388	.0118

TABLE IV.- Concluded.

(m) $\alpha = 21.80^\circ$

STATION 1			STATION 2			STATION 3		
X/C	CPU	CPL	X/C	CPU	CPL	X/C	CPU	CPL
.005	-1.1978	.3994	.005	-2.7178	-.2373	.010	-2.0448	.2612
.010	-1.2239	.3808	.010	-2.7494	.2389	.025	-2.0466	.5398
.025	-1.2571	.3624	.025	-2.9059	.5037	.050	-2.0644	.6007
.050	-1.2576	.3622	.050	-3.1640	.5748	.100	-1.9768	.5854
.100	-1.2932	.3961	.100	-3.5280	.5568	.200	-2.4878	.5057
.200	-1.3064	.4192	.200	-1.0875	.4852	.400	-1.2354	.3839
.300	-1.0904	.4073	.300	-.8853	.4315	.600	-.8340	.2823
.400	-.9187	.3642	.400	-.9753	.3726	.800	-.6554	.1593
.500	-.7713	.3251	.500	-.9861	.3203	.900	-.6094	.0806
.600	-.6443	.0294	.600	-.9567	.2994	.925	-.6147	.0955
.700	-.3883	.2951	.700	-.9671				
.800	-.2570	.2430	.800	-.9646	.2167			
.900	-.0608	-.0977	.900	-1.0022	.1181			
.950	-.0611	.2704	.925	-.9182	.0898			
.970	-.0048		.950	-.8548	.0592			

STATION 4			STATION 5			STATION 6		
X/C	CPU	CPL	X/C	CPU	CPL	X/C	CPU	CPL
.010	-1.2923	.2771	.025	-.9329	.4486	.025	-.7521	.3751
.025	-1.3367	.5466	.050	-.9376	.4672	.050	-.7202	.4487
.050	-1.3493	.5977	.075	-.9486	.5528	.100	-.7244	.3743
.100	-1.4434	.5931	.150	-.9818	.5140	.200	-.7208	.2267
.200	-1.6457	.5940	.300	-.8861	.4671	.300	-.7047	.1401
.400	-1.3679	.4081	.450	-.8449	.3718	.400	-.6879	.0698
.600	-.9664	.2807	.600	-.7897	.2215	.500	-.6621	.0569
.800	-.7050	.1433	.750	-.7373	.1888	.600	-.6252	.0428
.900	-.5509	.0962	.800	-.7215	.1121	.700	-.5861	.0413
.925	-.5792	.0966	.850	-.6584	.1146	.800	-.5636	.0256

TABLE V. - PRESSURE COEFFICIENTS AT A MACH NUMBER OF 0.20
 FOR THE MODEL WITH STRAKE OFF. $C_{L,d} = 0.70$

(a) $\alpha = -3.78^\circ$

STATION 1			STATION 2			STATION 3		
X/C	CPU	CPL	X/C	CPU	CPL	X/C	CPU	CPL
.005	.4742	-1.6684	.005	.4490	-.6499	.010	.5412	-.5635
.010	.5758	-1.7865	.010	.5442	-.7841	.025	.4843	-.5790
.025	.4920	-2.0209	.025	.4790	-.8066	.050	.4040	-.5911
.050	.3544	-1.4967	.050	.3980	-.8779	.100	.2426	-.6145
.100	.2163	-.1194	.100	.2282	-.9614	.200	.0253	-.7940
.200	.0637	-.0956	.200	.0312	-.5235	.400	-.1934	-.4748
.300	-.0841	-.0425	.300	-.1222	-.2894	.600	-.2682	-.1918
.400	-.1180	-.0441	.400	-.1775	.1229	.800	-.2016	.3310
.500	-.1447	-.0118	.500	-.1889	.1687	.900	-.1902	.3887
.600	-.1635	.0607	.600	-.2470	.2166	.925	-.2337	.4276
.700	-.2006	.1227	.700					
.800	-.1696	-.0654	.800	-.1796	.2693			
.900	-.1411	.2049	.900	-.1902	.3128			
.950	-.1869	.2548	.925	-.2268	.3820			
.970	-.1180		.950	-.2209	.3868			

STATION 4			STATION 5			STATION 6		
X/C	CPU	CPL	X/C	CPU	CPL	X/C	CPU	CPL
.010	.5361	-.3923	.025	.4342	.1745	.025	.4346	
.025	.4835	-.3776	.050	.3631		.050	.3464	-.0308
.050	.3976	-.3887	.075	.2731	-.1758	.100	.2107	
.100	.2484	-.4332	.150	.1555	-.1888	.200	.0304	-.0380
.200	.0234	-.4560	.300	-.1844	-.1985	.300	-.1058	-.0398
.400	-.2003	-.5415	.450	-.2582	-.2048	.400	-.1528	-.0428
.600	-.3306	-.2870	.600	-.3668	-.1996	.500	-.2328	
.800	-.2513	-.2185	.750	-.4003	-.2008	.600	-.2898	-.0497
.900	-.2496	.1655	.800	-.3512	-.2089	.700	-.3422	-.0614
.925	-.2922	.1728	.850	-.3242	-.2353	.800	-.3440	-.1069

(b) $\alpha = -1.91^\circ$

STATION 1			STATION 2			STATION 3		
X/C	CPU	CPL	X/C	CPU	CPL	X/C	CPU	CPL
.005	.5432	-1.2943	.005	.5211	-.5649	.010	.5199	-.4638
.010	.5187	-1.2957	.010	.5187	-.6583	.025	.4172	-.4836
.025	.4152	-1.5897	.025	.4166	-.6812	.050	.3023	-.4877
.050	.2455	-.6357	.050	.3101	-.7169	.100	.1571	-.5359
.100	.1278	-.0645	.100	.1339	-.8324	.200	-.0618	-.6280
.200	-.0239	-.0436	.200	-.0465	-.3157	.400	-.2568	-.1415
.300	-.1558	.0026	.300	-.2137	.0268	.600	-.3189	.2863
.400	-.1777	-.0005	.400	-.2314	.1728	.800	-.2285	.3220
.500	-.1810	.0291	.500	-.2220	.1805	.900	-.2083	.3779
.600	-.1946	.0935	.600	-.2799	.2251	.925	-.2560	.4253
.700	-.2277	.1526	.700					
.800	-.1958	-.0491	.800	-.2057	.2731			
.900	-.1493	.2060	.900	-.1996	.3293			
.950	-.2003	.2580	.925	-.2492	.3759			
.970	-.1192		.950	-.2297	.3817			

STATION 4			STATION 5			STATION 6		
X/C	CPU	CPL	X/C	CPU	CPL	X/C	CPU	CPL
.010	.5089	-.3382	.025	.4139	.3272	.025	.4162	
.025	.4148	-.3400	.050	.3021		.050	.3150	-.0407
.050	.3171	-.3589	.075	.2143	-.1474	.100	.1668	
.100	.1643	-.3740	.150	.0937	-.1562	.200	.0042	-.0348
.200	-.0738	-.3854	.300	-.2318	-.1827	.300	-.1435	-.0397
.400	-.2643	-.3727	.450	-.2922	-.1655	.400	-.1871	-.0410
.600	-.3403	-.1466	.600	-.3954	-.1530	.500	-.2434	
.800	-.2600	.2966	.750	-.3896	-.1406	.600	-.2920	-.0521
.900	-.2339	.3284	.800	-.3226	-.1375	.700	-.3399	-.0874
.925	-.2782	.3264	.850	-.2813	-.0937	.800	-.3402	-.1211

TABLE V.- Continued

(c) $\alpha = 0.00$

STATION 1			STATION 2			STATION 3		
X/C	CPU	CPL	X/C	CPU	CPL	X/C	CPU	CPL
.005	.5334	-.9818	.005	.5272	-.4306	.010	.4549	-.3746
.010	.4483	-.9571	.010	.4480	-.4976	.025	.3156	-.3866
.025	.2750	-1.2154	.025	.3090	-.5195	.050	.1946	-.3969
.050	.1353	.0319	.050	.1415	-.5592	.100	.0643	-.4341
.100	.0276	-.0525	.100	.0345	-.5688	.200	-.1552	-.3461
.200	-.0486	.0052	.200	-.1311	-.1434	.400	-.3333	.0905
.300	-.2005	.0339	.300	-.2846	.1017	.600	-.3455	.2501
.400	-.2253	.0493	.400	-.2844	.1537	.800	-.2446	.2927
.500	-.2155	.0531	.500	-.2726	.1645	.900	-.2156	.3489
.600	-.2342	.1216	.600	-.3324	.2180	.925	-.2528	.3865
.700	-.2465	.1613	.700					
.800	-.2055	-.0524	.800	-.2244	.2686			
.900	-.1527	.2233	.900	-.2193	.3117			
.950	-.1871	.2649	.925	-.2489	.3543			
.970	-.1046		.950	-.2225	.3919			

STATION 4			STATION 5			STATION 6		
X/C	CPU	CPL	X/C	CPU	CPL	X/C	CPU	CPL
.010	.4759	-.2988	.025	.3327	.2424	.025	.3701	
.025	.3099	-.3012	.050	.2109		.050	.2504	-.0498
.050	.2125	-.3012	.075	.1447	-.1047	.100	.1084	
.100	.0475	-.2923	.150	.0073	-.1389	.200	-.0566	-.0319
.200	-.1613	-.3263	.300	-.3073	-.1469	.300	-.2030	-.0360
.400	-.3341	-.0743	.450	-.3533	-.1432	.400	-.2483	-.0346
.600	-.3893	.1466	.600	-.4178	-.0772	.500	-.2806	
.800	-.2729	.2169	.750	-.3919	.0615	.600	-.3282	-.0834
.900	-.2594	.2773	.800	-.3104	.0917	.700	-.3637	-.1163
.925	-.2938	.2674	.850	-.2555	.1456	.800	-.3712	-.1163

(d) $\alpha = 1.920$

STATION 1			STATION 2			STATION 3		
X/C	CPU	CPL	X/C	CPU	CPL	X/C	CPU	CPL
.005	.4553	-.6606	.005	.4766	-.3159	.010	.3730	-.2808
.010	.3143	-.6880	.010	.3318	-.3653	.025	.2015	-.2779
.025	.1428	-.3410	.025	.1757	-.3831	.050	.0653	-.2899
.050	.0070	-.0171	.050	.0622	-.4119	.100	-.0510	-.3132
.100	-.0619	.0130	.100	-.0729	-.2912	.200	-.2519	.0342
.200	-.1621	.0548	.200	-.2085	-.0116	.400	-.3743	.1997
.300	-.2623	.0928	.300	-.3592	.1338	.600	-.3757	.2526
.400	-.2734	.0942	.400	-.3442	.1420	.800	-.2430	.2845
.500	-.2430	.0897	.500	-.3085	.1740	.900	-.2200	.3218
.600	-.2536	.1449	.600	-.3516	.2279	.925	-.2544	.3677
.700	-.2550	.1838	.700					
.800	-.2042	-.0233	.800	-.2180	.2746			
.900	-.1472	.2397	.900	-.2076	.3210			
.950	-.1590	.2942	.925	-.2377	.3677			
.970	-.0887		.950	-.2125	.3842			

STATION 4			STATION 5			STATION 6		
X/C	CPU	CPL	X/C	CPU	CPL	X/C	CPU	CPL
.010	.3763	-.2130	.025	.2093	.3287	.025	.2852	
.025	.1990	-.2194	.050	.0846		.050	.1444	-.0472
.050	.0754	-.2243	.075	.0202	-.1058	.100	.0147	
.100	-.0538	-.2214	.150	-.1006	-.1090	.200	-.1424	-.0486
.200	-.2685	-.2514	.300	-.4031	-.1323	.300	-.2804	-.0775
.400	-.4018	.2650	.450	-.4218	.0583	.400	-.3318	-.1146
.600	-.4359	.2732	.600	-.4807	.2702	.500	-.3536	
.800	-.2999	.2861	.750	-.4341	.3449	.600	-.4355	-.0888
.900	-.2753	.3292	.800	-.3484	.3474	.700	-.4862	.0295
.925	-.3109	.3405	.850	-.2944	.3350	.800	-.4533	.1272

TABLE V. - Continued

(e) $\alpha = 3.90^\circ$

STATION 1			STATION 2*			STATION 3		
X/C	CPU	CPL	X/C	CPU	CPL	X/C	CPU	CPL
.005	.2987	-.2349	.005	.3182	-.2556	.010	.1149	-.1869
.010	.0730	-.1969	.010	.1299	-.2845	.025	-.0311	-.2122
.025	-.0532	-.0241	.025	-.0280	-.2284	.050	-.1094	-.0913
.050	-.1513	.0609	.050	-.1079	.0443	.100	-.2082	.1317
.100	-.1884	.0864	.100	-.1957	.0928	.200	-.3631	.1959
.200	-.2562	.1105	.200	-.3250	-.0051	.400	-.4580	.2053
.300	-.3333	.1297	.300	-.4403	.1544	.600	-.4350	.2574
.400	-.3315	.1171	.400	-.4267	.1637	.800	-.2808	.2909
.500	-.2901	.1129	.500	-.3647	.1867	.900	-.2388	.3253
.600	-.2889	.1430	.600	-.3932	.2393	.925	-.2710	.3638
.700	-.2832	.2026	.700					
.800	-.2123	-.0253	.800	-.2481	.2776			
.900	-.1602	.2407	.900	-.2192	.3133			
.950	-.1713	.2861	.925	-.2406	.3557			
.970	-.0859		.950	-.2231	.3748			

STATION 4			STATION 5			STATION 6		
X/C	CPU	CPL	X/C	CPU	CPL	X/C	CPU	CPL
.010	.1797	-.1727	.025	.0065	.2771	.025	.1364	
.025	-.0184	-.1659	.050	-.0830		.050	.0060	-.1787
.050	-.1067	-.1740	.075	-.1380	-.1561	.100	-.1106	
.100	-.2243	.0749	.150	-.2474	.0186	.200	-.2641	-.0651
.200	-.4045	.1865	.300	-.5230	.2164	.300	-.3891	.0984
.400	-.4869	.2317	.450	-.5081	.2357	.400	-.4247	.1559
.600	-.4972	.2759	.600	-.5463	.2671	.500	-.4481	
.800	-.3278	.2444	.750	-.4770	.2980	.600	-.5221	.1709
.900	-.2878	.3282	.800	-.4042	.2883	.700	-.5826	.1837
.925	-.3131	.3569	.850	-.3426	.2785	.800	-.5468	.1848

(f) $\alpha = 5.90^\circ$

STATION 1			STATION 2			STATION 3		
X/C	CPU	CPL	X/C	CPU	CPL	X/C	CPU	CPL
.005	.0459	.1526	.005	.0088	.0716	.010	-.1714	.1078
.010	-.1490	.1429	.010	-.1595	.1009	.025	-.2720	.1695
.025	-.2864	.1650	.025	-.2724	.1394	.050	-.3086	.2301
.050	-.2884	.1515	.050	-.3068	.1718	.100	-.3559	.2164
.100	-.2815	.1545	.100	-.3256	.1900	.200	-.4824	.2503
.200	-.3430	.1801	.200	-.4266	.0438	.400	-.5237	.2437
.300	-.4050	.1714	.300	-.5243	.2065	.600	-.4676	.2911
.400	-.3683	.1576	.400	-.4927	.1578	.800	-.2870	.3104
.500	-.3137	.1419	.500	-.4096	.2107	.900	-.2383	.3462
.600	-.2985	.1925	.600	-.4166	.2709	.925	-.2604	.3873
.700	-.2834	.2157	.700					
.800	-.2189	-.0192	.800	-.2497	.2930			
.900	-.1525	.2531	.900	-.2093	.3329			
.950	-.1398	.3040	.925	-.2393	.3676			
.970	-.0655		.950	-.1973	.3795			

STATION 4			STATION 5			STATION 6		
X/C	CPU	CPL	X/C	CPU	CPL	X/C	CPU	CPL
.010	-.1483	.1171	.025	-.2593	.3547	.025	-.1480	
.025	-.3110	.1819	.050	-.3426		.050	-.1934	.0566
.050	-.3269	.2222	.075	-.3592	.1874	.100	-.2446	
.100	-.3886	.1764	.150	-.3844	.1897	.200	-.3642	.1314
.200	-.5076	.2467	.300	-.6253	.2200	.300	-.4810	.1576
.400	-.5595	.2600	.450	-.5827	.2457	.400	-.5094	.1501
.600	-.5412	.2856	.600	-.6006	.2716	.500	-.5346	
.800	-.3380	.3006	.750	-.5250	.2962	.600	-.6184	.1543
.900	-.2984	.3337	.800	-.4367	.2926	.700	-.7050	.1421
.925	-.3155	.3558	.850	-.3734	.2785	.800	-.6963	.1265

TABLE V.- Continued

(g) $\alpha = 7.94^{\circ}$

STATION 1			STATION 2			STATION 3		
X/C	CPU	CPL	X/C	CPU	CPL	X/C	CPU	CPL
.005	-.3407	.4139	.005	-.5367	.3332	.010	-.6504	.4044
.010	-.4694	.3327	.010	-.6052	.3050	.025	-.6568	.3294
.025	-.4937	.2844	.025	-.5997	.2964	.050	-.6223	.3466
.050	-.5038	.2486	.050	-.5390	.2491	.100	-.5333	.2910
.100	-.4087	.2389	.100	-.4949	.2704	.200	-.6072	.2848
.200	-.4102	.2221	.200	-.5493	.0496	.400	-.6046	.2836
.300	-.4597	.2194	.300	-.6164	.2499	.600	-.5075	.2945
.400	-.4176	.1908	.400	-.5516	.2323	.800	-.3085	.3029
.500	-.3611	.1684	.500	-.4558	.2426	.900	-.2393	.3447
.600	-.3359	.2093	.600	-.4607	.2763	.925	-.2573	.3823
.700	-.2994	.2362	.700					
.800	-.2266	-.0265	.800	-.2643	.3003			
.900	-.1416	.2557	.900	-.2094	.3307			
.950	-.1412	.3107	.925	-.2135	.3692			
.970	-.0763		.950	-.1902	.3832			

STATION 4			STATION 5			STATION 6		
X/C	CPU	CPL	X/C	CPU	CPL	X/C	CPU	CPL
.010	-.6130	.4182	.025	-.6863	.3747	.025	-.5152	
.025	-.6989	.3353	.050	-.6438		.050	-.4975	.2176
.050	-.6666	.3353	.075	-.6064	.2337	.100	-.4543	
.100	-.6058	.2949	.150	-.5883	.2517	.200	-.5177	.1315
.200	-.6670	.3007	.300	-.7825	.2671	.300	-.6292	.1365
.400	-.6429	.2924	.450	-.7064	.2501	.400	-.6746	.1100
.600	-.5867	.3099	.600	-.6914	.2664	.500	-.7179	
.800	-.3711	.3089	.750	-.6048	.2892	.600	-.8069	.0882
.900	-.3045	.3446	.800	-.5078	.2773	.700	-.9390	.1116
.925	-.3324	.3720	.850	-.4493	.2633	.800	-.9198	.1036

(h) $\alpha = 10.01^{\circ}$

STATION 1			STATION 2			STATION 3		
X/C	CPU	CPL	X/C	CPU	CPL	X/C	CPU	CPL
.005	-.7925	.5551	.005	-1.2050	.4528	.010	-1.2372	.5275
.010	-.8622	.4863	.010	-1.1323	.4800	.025	-1.0497	.4677
.025	-.8058	.3901	.025	-.9673	.4238	.050	-.8853	.4276
.050	-.7148	.3401	.050	-.8369	.3711	.100	-.7204	.3710
.100	-.5361	.3086	.100	-.6572	.3393	.200	-.7546	.3421
.200	-.4917	.2841	.200	-.6773	.0801	.400	-.6668	.3110
.300	-.5195	.2686	.300	-.7122	.2879	.600	-.5467	.3091
.400	-.4694	.2332	.400	-.6170	.2673	.800	-.3146	.3102
.500	-.3834	.2123	.500	-.5150	.2757	.900	-.2444	.3385
.600	-.3503	.2411	.600	-.4899	.3063	.925	-.2526	.3978
.700	-.3186	.2660	.700					
.800	-.2262	-.0210	.800	-.2849	.3176			
.900	-.1427	.2704	.900	-.2049	.3376			
.950	-.1402	.3265	.925	-.2115	.3825			
.970	-.0819		.950	-.1770	.3908			

STATION 4			STATION 5			STATION 6		
X/C	CPU	CPL	X/C	CPU	CPL	X/C	CPU	CPL
.010	-1.2040	.5609	.025	-.9647	.3685	.025	-1.3298	
.025	-1.0680	.4718	.050	-.9026		.050	-.6773	.2931
.050	-.9357	.4206	.075	-.8638	.2353	.100	-.6302	
.100	-.7944	.3534	.150	-.7825	.2376	.200	-.6458	.1332
.200	-.8237	.3490	.300	-.9019	.2682	.300	-.7836	.1208
.400	-.7326	.3180	.450	-.7793	.2734	.400	-.8418	.0731
.600	-.6307	.3162	.600	-.7587	.2775	.500	-.8962	
.800	-.3897	.3196	.750	-.6472	.2914	.600	-.9888	.0486
.900	-.3128	.3457	.800	-.5500	.2871	.700	-1.0890	.0630
.925	-.3117	.3650	.850	-.4801	.2614	.800	-1.1146	.0630

TABLE V. - Continued

(i) $\alpha = 12.14^\circ$

STATION 1			STATION 2			STATION 3		
X/C	CPU	CPL	X/C	CPU	CPL	X/C	CPU	CPL
.005	-1.4384	.5934	.005	-2.1784	.4246	.010	-2.1728	.5728
.010	-1.2886	.5724	.010	-1.6566	.5507	.025	-1.4150	.5422
.025	-1.1202	.4986	.025	-1.2864	.4878	.050	-1.2030	.4970
.050	-.8877	.4265	.050	-1.0989	.4544	.100	-.9616	.4401
.100	-.6705	.3863	.100	-.8664	.3944	.200	-.8768	.3847
.200	-.5865	.3415	.200	-.8025	.3080	.400	-.7479	.3433
.300	-.5718	.3073	.300	-.7961	.3219	.600	-.5823	.3440
.400	-.4976	.2677	.400	-.6706	.3017	.800	-.3346	.3363
.500	-.4076	.2457	.500	-.5516	.3000	.900	-.2479	.3462
.600	-.3690	.2611	.600	-.5149	.3275	.925	-.2475	.3865
.700	-.3258	.2870	.700					
.800	-.2429	-.0178	.800	-.2795	.3184			
.900	-.1605	.2856	.900	-.2000	.3399			
.950	-.1533	.3309	.925	-.1880	.3839			
.970	-.0901		.950	-.1521	.3919			

STATION 4			STATION 5			STATION 6		
X/C	CPU	CPL	X/C	CPU	CPL	X/C	CPU	CPL
.010	-2.8108	.5215	.025	-1.8753	.3656	.025	-1.4132	
.025	-1.5492	.5574	.050	-1.8204		.050	-1.4139	.3649
.050	-1.2642	.5130	.075	-1.7374	.2580	.100	-1.2179	
.100	-1.0263	.4608	.150	-1.1690	.3412	.200	-.8413	.1305
.200	-.9696	.4150	.300	-.9118	.3374	.300	-.9156	.0869
.400	-.8139	.3529	.450	-.8212	.2946	.400	-.9864	.0366
.600	-.6666	.3445	.600	-.7988	.2908	.500	-1.0491	
.800	-.4032	.3346	.750	-.6836	.2864	.600	-1.1516	.0077
.900	-.2980	.3451	.800	-.6014	.2743	.700	-1.2824	.0197
.925	-.3037	.3649	.850	-.5174	.2450	.800	-1.3587	.0227

(j) $\alpha = 14.32^\circ$

STATION 1			STATION 2			STATION 3		
X/C	CPU	CPL	X/C	CPU	CPL	X/C	CPU	CPL
.005	-2.5841	.5321	.005	-3.7514	.2739	.010	-3.0958	.5377
.010	-1.4873	.6291	.010	-2.4500	.5380	.025	-2.9870	.5898
.025	-1.3865	.5746	.025	-1.6929	.5563	.050	-2.3177	.5609
.050	-1.0838	.5045	.050	-1.3715	.5078	.100	-1.0739	.4967
.100	-.8154	.4441	.100	-1.0648	.4632	.200	-.9401	.4338
.200	-.6708	.4029	.200	-.9131	.4364	.400	-.7886	.3731
.300	-.6469	.3647	.300	-.8657	.3752	.600	-.5940	.3657
.400	-.5483	.3232	.400	-.7352	.3491	.800	-.3044	.3393
.500	-.4443	.2889	.500	-.5847	.3298	.900	-.2014	.3454
.600	-.3976	.2943	.600	-.5414	.3487	.925	-.2010	.3919
.700	-.3558	.3138	.700					
.800	-.2648	-.0029	.800	-.2941	.3344			
.900	-.1637	.3027	.900	-.1967	.3482			
.950	-.1869	.3477	.925	-.1667	.3840			
.970	-.1062		.950	-.1406	.3857			

STATION 4			STATION 5			STATION 6		
X/C	CPU	CPL	X/C	CPU	CPL	X/C	CPU	CPL
.010	-2.3585	.4405	.025	-1.6183	.3670	.025	-1.3343	
.025	-2.3247	.5849	.050	-1.5894		.050	-1.3646	.3707
.050	-2.4161	.5526	.075	-1.5846	.3201	.100	-1.3886	
.100	-2.1947	.5343	.150	-1.5299	.3836	.200	-1.2968	.0830
.200	-.8597	.4579	.300	-1.2876	.3805	.300	-1.0719	.0473
.400	-.7827	.3712	.450	-1.0022	.2869	.400	-1.0976	-.0159
.600	-.6710	.3653	.600	-.8321	.2855	.500	-1.1304	
.800	-.4057	.3437	.750	-.7014	.2803	.600	-1.2541	-.0228
.900	-.3322	.3556	.800	-.6499	.2598	.700	-1.4572	-.0091
.925	-.3483	.3699	.850	-.5819	.2210	.800	-1.5169	-.0008

TABLE V. - Continued

(k) $\alpha = 16.36^\circ$

STATION 1			STATION 2			STATION 3		
X/C	CPU	CPL	X/C	CPU	CPL	X/C	CPU	CPL
.005	-3.9054	.3902	.005	-2.7507	.1023	.010	-2.1756	.5151
.010	-2.0815	.6160	.010	-2.7915	.4770	.025	-2.1846	.6189
.025	-1.7354	.6187	.025	-2.7878	.5804	.050	-2.2024	.6038
.050	-1.3743	.5575	.050	-2.7484	.5667	.100	-2.2258	.5577
.100	-1.0123	.5064	.100	-1.9748	.5133	.200	-1.7833	.4862
.200	-.7849	.4393	.200	-.7875	.1464	.400	-.7536	.4105
.300	-.7162	.4012	.300	-.8610	.4152	.600	-.5949	.3874
.400	-.6013	.3530	.400	-.7437	.3680	.800	-.3733	.3467
.500	-.4969	.3146	.500	-.6072	.4535	.900	-.2932	.3568
.600	-.4282	.3201	.600	-.5611	.3590	.925	-.3571	.3877
.700	-.3690	.3313	.700					
.800	-.2632	.0077	.800	-.2871	.3450			
.900	-.1642	.3110	.900	-.1944	.3450			
.950	-.1804	.3613	.925	-.1787	.3833			
.970	-.1068		.950	-.1362	.3874			

STATION 4			STATION 5			STATION 6		
X/C	CPU	CPL	X/C	CPU	CPL	X/C	CPU	CPL
.010	-1.8216	.4160	.025	-1.3173	.3571	.025	-1.1010	
.025	-1.7724	.6130	.050	-1.3106		.050	-1.1205	.3805
.050	-1.7758	.5924	.075	-1.3134	.3140	.100	-1.1852	
.100	-1.6504	.5614	.150	-1.2715	.4049	.200	-1.2029	.0774
.200	-1.6543	.4958	.300	-1.1983	.3950	.300	-1.1652	.0765
.400	-1.2788	.4066	.450	-1.0873	.3059	.400	-1.1103	.0022
.600	-.9069	.3698	.600	-.9339	.2961	.500	-1.1415	
.800	-.6055	.3472	.750	-.7912	.2703	.600	-1.1493	.0135
.900	-.4637	.3374	.800	-.7542	.2494	.700	-1.1323	.0278
.925	-.4832	.3676	.850	-.7029	.1937	.800	-1.0796	.0242

(l) $\alpha = 18.42^\circ$

STATION 1			STATION 2			STATION 3		
X/C	CPU	CPL	X/C	CPU	CPL	X/C	CPU	CPL
.005	-4.5790	.2125	.005	-2.0184	.1954	.010	-1.5634	.5516
.010	-3.4964	.5720	.010	-2.1308	.5334	.025	-1.5915	.6285
.025	-2.0343	.6635	.025	-1.9948	.6210	.050	-1.5462	.6164
.050	-1.4940	.6032	.050	-2.0573	.5956	.100	-1.5462	.5734
.100	-1.0840	.5538	.100	-1.9167	.5465	.200	-1.4240	.5088
.200	-.8496	.4854	.200	-1.8121	.1530	.400	-1.1869	.4264
.300	-.7675	.4310	.300	-1.2823	.4269	.600	-.8976	.3883
.400	-.6522	.3878	.400	-1.0521	.3895	.800	-.6287	.3246
.500	-.5672	.3362	.500	-.7552	.3774	.900	-.5155	.3210
.600	-.4926	.3384	.600	-.6896	.3881	.925	-.4661	.3628
.700	-.4342	.3389	.700					
.800	-.3354	.0026	.800	-.4277	.3389			
.900	-.2120	.3192	.900	-.3521	.3429			
.950	-.2195	.3584	.925	-.3878	.3697			
.970	-.1344		.950	-.3462	.3744			

STATION 4			STATION 5			STATION 6		
X/C	CPU	CPL	X/C	CPU	CPL	X/C	CPU	CPL
.010	-1.2834	.4632	.025	-1.0276	.2994	.025	-.9667	
.025	-1.3080	.6158	.050	-1.0716		.050	-.9766	.4071
.050	-1.2511	.6031	.075	-1.0390	.5225	.100	-1.0304	
.100	-1.2287	.6032	.150	-1.0431	.4542	.200	-1.0331	.1554
.200	-1.2239	.5126	.300	-1.0623	.4026	.300	-.9855	.1106
.400	-1.0709	.4188	.450	-1.0097	.3000	.400	-.9505	.0647
.600	-.9220	.3721	.600	-.9049	.2884	.500	-.9353	
.800	-.7431	.3162	.750	-.7624	.2546	.600	-.8840	.0623
.900	-.6288	.2794	.800	-.7542	.2186	.700	-.8282	.0554
.925	-.6084	.3049	.850	-.7174	.1770	.800	-.8433	.0371

TABLE V. - Concluded

(m) $\alpha = 20.48^\circ$

STATION 1			STATION 2			STATION 3		
X/C	CPU	CPL	X/C	CPU	CPL	X/C	CPU	CPL
.005	-4.2877	.1155	.005	-1.5266	.2767	.010	-1.2135	.5737
.010	-4.2240	.5727	.010	-1.4962	.5549	.025	-1.2472	.6461
.025	-3.8796	.6931	.025	-1.5274	.6124	.050	-1.1958	.6321
.050	-2.2431	.6678	.050	-1.5393	.6032	.100	-1.2342	.5806
.100	-1.0305	.5969	.100	-1.3888	.5579	.200	-1.1598	.5105
.200	-.8625	.5315	.200	-1.3276	.1470	.400	-1.0563	.4249
.300	-.7781	.4618	.300	-1.2619	.4322	.600	-.9339	.3884
.400	-.6832	.4098	.400	-1.1774	.3681	.800	-.7279	.3011
.500	-.5871	.3582	.500	-1.0111	.3814	.900	-.6493	.2773
.600	-.5513	.3515	.600	-.8710	.3814	.925	-.6394	.2846
.700	-.5213	.3462	.700					
.800	-.4222	.0009	.800	-.6246	.3247			
.900	-.3015	.2960	.900	-.5226	.2939			
.950	-.2760	.3529	.925	-.5076	.3260			
.970	-.1999		.950	-.4814	.3330			

STATION 4			STATION 5			STATION 6		
X/C	CPU	CPL	X/C	CPU	CPL	X/C	CPU	CPL
.010	-1.1284	.4814	.025	-.8743	.3049	.025	-.8296	
.025	-1.1328	.6088	.050	-.8820		.050	-.8536	.4044
.050	-1.1255	.6146	.075	-.8627	.5399	.100	-.8258	
.100	-1.0845	.6092	.150	-.8770	.4562	.200	-.9024	.1681
.200	-1.0372	.5290	.300	-.9261	.3914	.300	-.9136	.1128
.400	-.9748	.4176	.450	-.8682	.3132	.400	-.7903	.0792
.600	-.9014	.3751	.600	-.7900	.2856	.500	-.7653	
.800	-.7881	.3021	.750	-.7586	.2482	.600	-.7122	.0667
.900	-.6942	.2366	.800	-.7443	.2073	.700	-.7475	.0578
.925	-.6914	.2683	.850	-.7177	.1474	.800	-.7102	.0220

TABLE VI. - PRESSURE COEFFICIENTS AT A MACH NUMBER OF 0.40
FOR THE MODEL WITH STRAKE OFF. $C_{L,d} = 0.70$

(a) $\alpha = -3.92^\circ$

STATION 1			STATION 2			STATION 3		
X/C	CPU	CPL	X/C	CPU	CPL	X/C	CPU	CPL
.005	.5007	-1.0987	.005	.4516	-.6962	.010	.5267	-.5694
.010	.5752	-1.7573	.010	.5301	-.7960	.025	.4721	-.5885
.025	.4944	-2.0805	.025	.4769	-.8182	.050	.3862	-.6125
.050	.3782	-1.6403	.050	.3801	-.8740	.100	.2348	-.6652
.100	.2139	-.1519	.100	.2217	-.9306	.200	.0050	-.8187
.200	.0490	-.1104	.200	.0150	-.6920	.400	-.2256	-.5697
.300	-.0914	-.0605	.300	-.1599	-.4695	.600	-.3145	.0446
.400	-.1467	-.0396	.400	-.2020	.0772	.800	-.2382	.3022
.500	-.1589	-.0184	.500	-.2145	.1298	.900	-.2321	.3693
.600	-.1973	.0575	.600	-.2946	.1880	.925	-.2756	.4195
.700	-.2428	.1213	.700					
.800	-.2079	-.0625	.800	-.2203	.2455			
.900	-.1755	.1966	.900	-.2251	.3064			
.950	-.2329	.2501	.925	-.2757	.3626			
.970	-.1442		.950	-.2574	.3870			

STATION 4			STATION 5			STATION 6		
X/C	CPU	CPL	X/C	CPU	CPL	X/C	CPU	CPL
.010	.5242	-.4256	.025	.4550	.1665	.025	.4420	
.025	.4617	-.4424	.050	.3636		.050	.3521	-.0843
.050	.3841	-.4467	.075	.3026	-.2248	.100	.2195	
.100	.2392	-.4486	.150	.1552	-.2165	.200	.0478	-.0764
.200	.0025	-.4468	.300	-.1634	-.2269	.300	-.1223	-.0860
.400	-.2477	-.5469	.450	-.2712	-.2406	.400	-.1921	-.0874
.600	-.3502	-.3759	.600	-.4008	-.2451	.500	-.2374	
.800	-.2762	-.0977	.750	-.4315	-.2703	.600	-.2965	-.1016
.900	-.2759	.1753	.800	-.3755	-.2648	.700	-.3474	-.1185
.925	-.3278	.2317	.850	-.3584	-.2744	.800	-.3553	-.1597

(b) $\alpha = -1.95^\circ$

STATION 1			STATION 2			STATION 3		
X/C	CPU	CPL	X/C	CPU	CPL	X/C	CPU	CPL
.005	.5499	-1.3215	.005	.5043	-.5849	.010	.5133	-.5181
.010	.5471	-1.3333	.010	.5123	-.6653	.025	.4173	-.5300
.025	.4059	-1.6495	.025	.3948	-.6813	.050	.3005	-.5414
.050	.2811	-.7662	.050	.2893	-.7359	.100	.1507	-.5820
.100	.1280	-.0960	.100	.1284	-.8592	.200	-.0686	-.6952
.200	-.0253	-.0584	.200	-.0637	-.4396	.400	-.2868	-.2766
.300	-.1601	-.0099	.300	-.2375	-.0580	.600	-.3438	.2703
.400	-.1973	-.0003	.400	-.2637	.1729	.800	-.2468	.3034
.500	-.2041	.0136	.500	-.2548	.1502	.900	-.2324	.3514
.600	-.2321	.0807	.600	-.3202	.2025	.925	-.2823	.4100
.700	-.2628	.1461	.700					
.800	-.2171	-.0542	.800	-.2251	.2473			
.900	-.1754	.2132	.900	-.2244	.3089			
.950	-.2241	.2673	.925	-.2742	.3586			
.970	-.1340		.950	-.2567	.3809			

STATION 4			STATION 5			STATION 6		
X/C	CPU	CPL	X/C	CPU	CPL	X/C	CPU	CPL
.010	.5144	-.3741	.025	.4104	.2789	.025	.4145	
.025	.3944	-.3928	.050	.3051		.050	.3013	-.0750
.050	.3012	-.3902	.075	.2254	-.1876	.100	.1623	
.100	.1751	-.3961	.150	.0899	-.1977	.200	-.0041	-.0653
.200	-.0833	-.4532	.300	-.2476	-.2083	.300	-.1689	-.0722
.400	-.2991	-.4732	.450	-.3257	-.2099	.400	-.2300	-.0747
.600	-.3821	-.1873	.600	-.4242	-.2152	.500	-.2552	
.800	-.2713	.2134	.750	-.4227	-.2066	.600	-.3162	-.0982
.900	-.2576	.3803	.800	-.3458	-.1909	.700	-.3619	-.1373
.925	-.3058	.4410	.850	-.3117	-.1738	.800	-.3753	-.1586

TABLE VI. - Continued

(c) $\alpha = 0.05^{\circ}$

STATION 1			STATION 2			STATION 3		
X/C	CPU	CPL	X/C	CPU	CPL	X/C	CPU	CPL
.005	.5453	-.9983	.005	.5134	-.4743	.010	.4640	-.4220
.010	.4550	-1.0243	.010	.4480	-.5271	.025	.3152	-.4407
.025	.2733	-1.2580	.025	.2923	-.5443	.050	.2002	-.4245
.050	.1649	-.0380	.050	.1765	-.5897	.100	.0392	-.4545
.100	.0213	-.0612	.100	.0423	-.5868	.200	-.1801	-.3944
.200	-.1048	-.0111	.200	-.1613	-.1669	.400	-.3572	.0497
.300	-.2341	.0270	.300	-.3130	.0582	.600	-.3903	.2241
.400	-.2568	.0296	.400	-.3282	.1412	.800	-.2702	.2745
.500	-.2421	.0420	.500	-.3107	.1320	.900	-.2518	.3248
.600	-.2632	.1065	.600	-.3620	.1957	.925	-.2970	.3726
.700	-.2778	.1569	.700					
.800	-.2301	-.0450	.800	-.2475	.2457			
.900	-.1611	.2204	.900	-.2459	.2976			
.950	-.2152	.2772	.925	-.2804	.3534			
.970	-.1250		.950	-.2582	.3773			

STATION 4			STATION 5			STATION 6		
X/C	CPU	CPL	X/C	CPU	CPL	X/C	CPU	CPL
.010	.4724	-.3224	.025	.3408	.3590	.025	.3701	
.025	.3228	-.3299	.050	.2270		.050	.2432	-.0962
.050	.2146	-.3299	.075	.1337	-.1890	.100	.0987	
.100	.0651	-.3330	.150	.0147	-.1932	.200	-.0600	-.0773
.200	-.1913	-.3288	.300	-.3243	-.1924	.300	-.2301	-.0741
.400	-.3752	-.1594	.450	-.3853	-.1858	.400	-.2735	-.0731
.600	-.4328	.1550	.600	-.4553	-.1404	.500	-.3062	
.800	-.3003	.2571	.750	-.4206	-.0200	.600	-.3700	-.1240
.900	-.2791	.3254	.800	-.3441	.0373	.700	-.4249	-.1657
.925	-.3296	.3654	.850	-.2839	.0920	.800	-.4167	-.1782

(d) $\alpha = 2.07^{\circ}$

STATION 1			STATION 2			STATION 3		
X/C	CPU	CPL	X/C	CPU	CPL	X/C	CPU	CPL
.005	.4813	-.7283	.005	.4664	-.3453	.010	.3405	-.3270
.010	.3087	-.7685	.010	.3094	-.3879	.025	.1659	-.3264
.025	.1232	-.2758	.025	.1452	-.4181	.050	.0601	-.3331
.050	.0234	-.0257	.050	.0283	-.4346	.100	-.0848	-.3633
.100	-.0812	-.0115	.100	-.0960	-.2809	.200	-.2779	.0231
.200	-.1871	.0432	.200	-.2504	-.0284	.400	-.4274	.1650
.300	-.2570	.0760	.300	-.4035	.1198	.600	-.4372	.2179
.400	-.3101	.0745	.400	-.4039	.1316	.800	-.2903	.2612
.500	-.2842	.0789	.500	-.3605	.1386	.900	-.2589	.3040
.600	-.2976	.1331	.600	-.4073	.1976	.925	-.3006	.3460
.700	-.3073	.1846	.700					
.800	-.2444	-.0308	.800	-.2711	.2470			
.900	-.1887	.2331	.900	-.2459	.2991			
.950	-.2062	.2935	.925	-.2777	.3485			
.970	-.1163		.950	-.2513	.3654			

STATION 4			STATION 5			STATION 6		
X/C	CPU	CPL	X/C	CPU	CPL	X/C	CPU	CPL
.010	.3440	-.2641	.025	.1899	.3077	.025	.2670	
.025	.1673	-.2652	.050	.0886		.050	.1321	-.0976
.050	.0519	-.2617	.075	-.0034	-.1313	.100	-.0126	
.100	-.0490	-.2617	.150	-.1084	-.1526	.200	-.1488	-.1084
.200	-.3047	-.2669	.300	-.4376	-.1758	.300	-.3228	-.1296
.400	-.4616	.2278	.450	-.4640	-.0223	.400	-.3693	-.1519
.600	-.4777	.2343	.600	-.5292	.1697	.500	-.4006	
.800	-.3257	.2272	.750	-.4786	.3198	.600	-.4782	-.1065
.900	-.2974	.3133	.800	-.3899	.3044	.700	-.5416	-.0021
.925	-.3432	.3193	.850	-.3274	.2871	.800	-.4957	.1384

TABLE VI.- Continued

(e) $\alpha = 4.13^\circ$

STATION 1			STATION 2			STATION 3		
X/C	CPU	CPL	X/C	CPU	CPL	X/C	CPU	CPL
.005	.3070	-.2867	.005	.3029	-.3778	.010	.1437	-.3424
.010	.0906	-.1533	.010	.0922	-.3912	.025	-.0721	-.3037
.025	-.0735	-.0034	.025	-.0573	-.0537	.050	-.1357	.0360
.050	-.1306	.0760	.050	-.1527	.0571	.100	-.2242	.0927
.100	-.2035	.0771	.100	-.2488	.0902	.200	-.4037	.1540
.200	-.2842	.1136	.200	-.3761	.0053	.400	-.5077	.1785
.300	-.3746	.1242	.300	-.5025	.1462	.600	-.4836	.2393
.400	-.4793	.1121	.400	-.4717	.1549	.800	-.3107	.2682
.500	-.3299	.1095	.500	-.4107	.1628	.900	-.2686	.3101
.600	-.3291	.1563	.600	-.4451	.2189	.925	-.2988	.3515
.700	-.3268	.1977	.700					
.800	-.2556	-.0236	.800	-.2801	.2540			
.900	-.1866	.2371	.900	-.2480	.3002			
.950	-.1882	.2980	.925	-.2761	.3400			
.970	-.1068		.950	-.2405	.3552			

STATION 4			STATION 5			STATION 6		
X/C	CPU	CPL	X/C	CPU	CPL	X/C	CPU	CPL
.010	.1577	-.2307	.025	-.0247	.3494	.025	.1093	
.025	-.0713	-.2245	.050	-.1123		.050	-.0269	-.1624
.050	-.1326	-.2196	.075	-.1839	-.0825	.100	-.1392	
.100	-.2090	.0771	.150	-.2674	-.0733	.200	-.2683	.0903
.200	-.4395	.1458	.300	-.5051	.0585	.300	-.4323	.1362
.400	-.5421	.1956	.450	-.5558	.1628	.400	-.4697	.1377
.600	-.5270	.1980	.600	-.5977	.1814	.500	-.4911	
.800	-.3486	.2637	.750	-.5291	.2683	.600	-.5774	.1389
.900	-.3087	.2753	.800	-.4382	.2689	.700	-.6439	.1333
.925	-.3499	.3504	.850	-.3751	.2583	.800	-.6105	.1152

(f) $\alpha = 6.24^\circ$

STATION 1			STATION 2			STATION 3		
X/C	CPU	CPL	X/C	CPU	CPL	X/C	CPU	CPL
.005	.0212	.2027	.005	-.0325	.0905	.010	-.2666	.1144
.010	-.1794	.1598	.010	-.2109	.1228	.025	-.3451	.1350
.025	-.2911	.1467	.025	-.3405	.1629	.050	-.3681	.1902
.050	-.3088	.1525	.050	-.3653	.1693	.100	-.4171	.1946
.100	-.3339	.1599	.100	-.3978	.1944	.200	-.5409	.2198
.200	-.3692	.1641	.200	-.4830	.0373	.400	-.6054	.2191
.300	-.4484	.1725	.300	-.5899	.1974	.600	-.5275	.2607
.400	-.4184	.1507	.400	-.5440	.1909	.800	-.3283	.2785
.500	-.3644	.1426	.500	-.4642	.1945	.900	-.2729	.3203
.600	-.3540	.1796	.600	-.4822	.2425	.925	-.2979	.3621
.700	-.3316	.2210	.700					
.800	-.2590	-.0249	.800	-.2960	.2730			
.900	-.1782	.2524	.900	-.2504	.3113			
.950	-.1744	.3061	.925	-.2712	.3559			
.970	-.0977		.950	-.2345	.3667			

STATION 4			STATION 5			STATION 6		
X/C	CPU	CPL	X/C	CPU	CPL	X/C	CPU	CPL
.010	-.2402	.0900	.025	-.3787	.3633	.025	-.1841	
.025	-.3690	.1716	.050	-.3909		.050	-.2484	.0827
.050	-.4376	.2031	.075	-.4264	.1393	.100	-.3142	
.100	-.4008	.1829	.150	-.4099	.1630	.200	-.3708	.1095
.200	-.5819	.2256	.300	-.7028	.1952	.300	-.5417	.1214
.400	-.6346	.2375	.450	-.6487	.2117	.400	-.5786	.1073
.600	-.5816	.2675	.600	-.6591	.2242	.500	-.5975	
.800	-.3708	.2783	.750	-.5882	.2608	.600	-.7001	.1012
.900	-.3188	.3233	.800	-.4845	.2589	.700	-.7886	.0990
.925	-.3525	.3637	.850	-.4213	.2472	.800	-.7898	.0911

TABLE VI. - Continued

(g) $\alpha = 8.37^\circ$

STATION 1			STATION 2			STATION 3		
X/C	CPU	CPL	X/C	CPU	CPL	X/C	CPU	CPL
.005	-.3660	.4461	.005	-.5751	.4003	.010	-.8231	.4031
.010	-.5309	.3773	.010	-.6829	.3494	.025	-.7547	.3369
.025	-.5985	.3046	.025	-.7026	.3089	.050	-.6766	.3230
.050	-.5146	.2563	.050	-.6481	.2914	.100	-.6039	.2783
.100	-.4608	.2461	.100	-.5776	.2643	.200	-.6780	.2780
.200	-.4634	.2318	.200	-.6170	.0713	.400	-.6681	.2581
.300	-.5125	.2284	.300	-.6926	.2411	.600	-.5769	.2837
.400	-.4651	.1997	.400	-.6092	.2289	.800	-.3503	.2914
.500	-.3976	.1781	.500	-.5159	.2245	.900	-.2800	.3264
.600	-.3735	.2161	.600	-.5170	.2679	.925	-.2989	.3692
.700	-.3443	.2466	.700					
.800	-.2595	-.0212	.800	-.3040	.2881			
.900	-.1786	.2643	.900	-.2410	.3204			
.950	-.1643	.3159	.925	-.2548	.3624			
.970	-.0938		.950	-.2101	.3735			

STATION 4			STATION 5			STATION 6		
X/C	CPU	CPL	X/C	CPU	CPL	X/C	CPU	CPL
.010	-.7977	.4326	.025	-.7810	.3708	.025	-.6474	
.025	-.7898	.3602	.050	-.6997		.050	-.5667	.2238
.050	-.7552	.3229	.075	-.6701	.2500	.100	-.5116	
.100	-.5940	.2473	.150	-.6440	.2486	.200	-.5112	.1098
.200	-.7118	.2868	.300	-.8467	.2495	.300	-.7039	.1010
.400	-.7366	.2691	.450	-.7450	.2420	.400	-.7537	.0717
.600	-.6336	.2820	.600	-.7499	.2481	.500	-.7840	
.800	-.3972	.2900	.750	-.6525	.2667	.600	-.9025	.0564
.900	-.3319	.3270	.800	-.5543	.2605	.700	-1.0134	.0587
.925	-.3493	.3696	.850	-.4823	.2581	.800	-1.0441	.0568

(h) $\alpha = 10.54^\circ$

STATION 1			STATION 2			STATION 3		
X/C	CPU	CPL	X/C	CPU	CPL	X/C	CPU	CPL
.005	-.9181	.5648	.005	-1.3552	.4673	.010	-1.4561	.5227
.010	-.9702	.5093	.010	-1.3126	.5059	.025	-1.3008	.4479
.025	-.8497	.4278	.025	-1.1140	.4337	.050	-.9292	.4272
.050	-.7416	.3610	.050	-.9139	.3775	.100	-.8268	.3541
.100	-.5897	.3162	.100	-.7504	.3404	.200	-.8126	.3265
.200	-.5603	.2947	.200	-.7381	.0991	.400	-.7552	.2990
.300	-.5807	.2679	.300	-.7830	.2879	.600	-.6106	.3046
.400	-.5107	.2451	.400	-.6855	.2732	.800	-.3632	.2997
.500	-.4217	.2118	.500	-.5680	.2558	.900	-.2772	.3306
.600	-.3932	.2455	.600	-.5504	.2866	.925	-.2838	.3692
.700	-.3590	.2691	.700					
.800	-.2629	-.0057	.800	-.3112	.2973			
.900	-.1754	.2754	.900	-.2371	.3245			
.950	-.1759	.3276	.925	-.2395	.3644			
.970	-.1109		.950	-.1916	.3743			

STATION 4			STATION 5			STATION 6		
X/C	CPU	CPL	X/C	CPU	CPL	X/C	CPU	CPL
.010	-1.2397	.5330	.025	-1.2648	.3602	.025	-1.4327	
.025	-1.2935	.4614	.050	-1.0705		.050	-.9255	.2880
.050	-1.0616	.4496	.075	-.9731	.3020	.100	-.7372	
.100	-.8872	.3732	.150	-.8472	.3214	.200	-.7342	.1093
.200	-.9181	.3360	.300	-.9710	.3183	.300	-.8816	.0884
.400	-.8167	.2986	.450	-.8440	.2469	.400	-.9456	.0425
.600	-.6838	.3028	.600	-.8290	.2556	.500	-.9719	
.800	-.4254	.2977	.750	-.7042	.2711	.600	-1.0778	.0237
.900	-.3365	.3254	.800	-.6043	.2549	.700	-1.2119	.0263
.925	-.3429	.3619	.850	-.5234	.2356	.800	-1.2570	.0183

TABLE VI. - Continued

(i) $\alpha = 12.73^\circ$

STATION 1			STATION 2			STATION 3		
X/C	CPU	CPL	X/C	CPU	CPL	X/C	CPU	CPL
.005	-1.5661	.6003	.005	-2.7605	.4330	.010	-2.5863	.5536
.010	-1.4758	.6024	.010	-1.6066	.5577	.025	-1.6270	.5353
.025	-1.2164	.5220	.025	-1.4582	.5125	.050	-1.3627	.4849
.050	-.9968	.4476	.050	-1.1857	.4622	.100	-1.0685	.4284
.100	-.7490	.3826	.100	-.9554	.4061	.200	-.9690	.3859
.200	-.6438	.3554	.200	-.8646	.3666	.400	-.8278	.3301
.300	-.6390	.3306	.300	-.8754	.3556	.600	-.6429	.3301
.400	-.5563	.2830	.400	-.7419	.3161	.800	-.3723	.3160
.500	-.4638	.2539	.500	-.6069	.2915	.900	-.2704	.3330
.600	-.4243	.2766	.600	-.5744	.3153	.925	-.2494	.3747
.700	-.3758	.2918	.700					
.800	-.2822	-.0091	.800	-.3175	.3144			
.900	-.1935	.2945	.900	-.2244	.3261			
.950	-.2106	.3443	.925	-.2148	.3680			
.970	-.1349		.950	-.1705	.3776			

STATION 4			STATION 5			STATION 6		
X/C	CPU	CPL	X/C	CPU	CPL	X/C	CPU	CPL
.010	-2.9382	.4964	.025	-1.8107	.3516	.025	-1.4543	
.025	-2.2505	.5281	.050	-1.8215		.050	-1.4595	.3449
.050	-1.7319	.5065	.075	-1.7697	.4302	.100	-1.4295	
.100	-1.1117	.4372	.150	-1.6117	.4058	.200	-1.0500	.1015
.200	-1.0461	.3879	.300	-1.0444	.3691	.300	-.9924	.0615
.400	-.8769	.3362	.450	-.8885	.2621	.400	-1.0935	.0034
.600	-.7159	.3250	.600	-.8416	.2673	.500	-1.1369	
.800	-.4296	.3158	.750	-.7325	.2658	.600	-1.2675	-.0108
.900	-.3323	.3261	.800	-.6616	.2510	.700	-1.4156	-.0082
.925	-.3258	.3477	.850	-.5798	.2503	.800	-1.5099	-.0126

(j) $\alpha = 15.01^\circ$

STATION 1			STATION 2			STATION 3		
X/C	CPU	CPL	X/C	CPU	CPL	X/C	CPU	CPL
.005	-2.9454	.5444	.005	-3.1612	.3131	.010	-2.6022	.5378
.010	-1.8004	.6352	.010	-3.3368	.5451	.025	-2.6430	.5774
.025	-1.5227	.5851	.025	-2.5846	.5633	.050	-2.3849	.5339
.050	-1.2015	.5232	.050	-1.6030	.5295	.100	-2.2184	.4828
.100	-.9174	.4524	.100	-1.1224	.4803	.200	-.8707	.4226
.200	-.7529	.3965	.200	-.9783	.3661	.400	-.8290	.3539
.300	-.7241	.3642	.300	-.9278	.3837	.600	-.6482	.3363
.400	-.6216	.3295	.400	-.7340	.3456	.800	-.3764	.3163
.500	-.5183	.2970	.500	-.6429	.3190	.900	-.2863	.3288
.600	-.4612	.3019	.600	-.5931	.3429	.925	-.2786	.3703
.700	-.4139	.3206	.700					
.800	-.3122	.0050	.800	-.3203	.3184			
.900	-.2022	.3119	.900	-.2055	.3337			
.950	-.2296	.3617	.925	-.1843	.3751			
.970	-.1441		.950	-.1467	.3738			

STATION 4			STATION 5			STATION 6		
X/C	CPU	CPL	X/C	CPU	CPL	X/C	CPU	CPL
.010	-2.0665	.4578	.025	-1.5289	.4036	.025	-1.3396	
.025	-2.1143	.5725	.050	-1.5326		.050	-1.3005	.3382
.050	-2.0275	.5714	.075	-1.5429	.3405	.100	-1.3608	
.100	-1.9876	.4928	.150	-1.4761	.3914	.200	-1.3647	.0785
.200	-1.8538	.4287	.300	-1.3413	.3395	.300	-1.2393	.0261
.400	-.9838	.3561	.450	-1.1619	.2578	.400	-1.1554	-.0313
.600	-.7015	.3365	.600	-.9741	.2612	.500	-1.1853	
.800	-.4633	.3081	.750	-.8189	.2540	.600	-1.2693	-.0293
.900	-.4015	.3269	.800	-.7772	.2321	.700	-1.3631	-.0318
.925	-.4346	.3686	.850	-.7048	.1715	.800	-1.3912	-.0338

TABLE VI. - Continued

(k) $\alpha = 17.12^\circ$

STATION 1			STATION 2			STATION 3		
X/C	CPU	CPL	X/C	CPU	CPL	X/C	CPU	CPL
.005	-3.9018	.4440	.005	-2.1953	.2198	.010	-1.7330	.5453
.010	-2.9208	.6365	.010	-2.2274	.5258	.025	-1.7110	.6145
.025	-1.8841	.6387	.025	-2.1926	.5976	.050	-1.6969	.5869
.050	-1.4468	.5981	.050	-2.1488	.5669	.100	-1.6351	.5319
.100	-1.0563	.5214	.100	-2.1431	.5211	.200	-1.5228	.4697
.200	-.8328	.4616	.200	-1.5940	.1911	.400	-1.2009	.3940
.300	-.7831	.4217	.300	-.9161	.4136	.600	-.8740	.3648
.400	-.6712	.3730	.400	-.7814	.3685	.800	-.5965	.3296
.500	-.5846	.3417	.500	-.6513	.3594	.900	-.4843	.3285
.600	-.5200	.3431	.600	-.6337	.3657	.925	-.4647	.3833
.700	-.4551	.3457	.700					
.800	-.3476	.0056	.800	-.4022	.3423			
.900	-.2264	.3220	.900	-.3334	.3392			
.950	-.2377	.3718	.925	-.3702	.3883			
.970	-.1532		.950	-.3415	.3818			

STATION 4			STATION 5			STATION 6		
X/C	CPU	CPL	X/C	CPU	CPL	X/C	CPU	CPL
.010	-1.4693	.4495	.025	-1.1265	.3578	.025	-1.0293	
.025	-1.4414	.5952	.050	-1.0623		.050	-1.0471	.3870
.050	-1.3773	.5915	.075	-1.1147	.4832	.100	-1.0589	
.100	-1.4145	.5933	.150	-1.1474	.4326	.200	-1.0770	.1173
.200	-1.3549	.4666	.300	-1.1085	.3684	.300	-1.0113	.0725
.400	-1.1768	.3881	.450	-1.0343	.2915	.400	-.9667	.0196
.600	-.9317	.3529	.600	-.9192	.2805	.500	-.9694	
.800	-.7245	.3017	.750	-.8013	.2462	.600	-.9289	.0210
.900	-.6163	.3050	.800	-.7580	.2353	.700	-.9221	.0082
.925	-.5910	.3245	.850	-.7320	.1621	.800	-.8752	-.0114

(l) $\alpha = 19.22^\circ$

STATION 1			STATION 2			STATION 3		
X/C	CPU	CPL	X/C	CPU	CPL	X/C	CPU	CPL
.005	-3.7156	.3656	.005	-1.6228	.1548	.010	-1.2471	.5372
.010	-3.7521	.6344	.010	-1.6498	.4843	.025	-1.2714	.6174
.025	-3.3680	.6805	.025	-1.6051	.5985	.050	-1.2610	.6069
.050	-1.9625	.6355	.050	-1.6070	.5916	.100	-1.2367	.5448
.100	-.9772	.5610	.100	-1.4856	.5470	.200	-1.1844	.4797
.200	-.8516	.4956	.200	-1.4044	.2024	.400	-1.0485	.4077
.300	-.7999	.4405	.300	-1.2586	.4260	.600	-.9408	.3586
.400	-.6917	.3851	.400	-1.1396	.3779	.800	-.7577	.2986
.500	-.6049	.3369	.500	-1.0217	.3725	.900	-.6707	.2794
.600	-.5829	.3380	.600	-.8995	.3606	.925	-.6348	.3072
.700	-.5501	.3388	.700					
.800	-.4581	-.0040	.800	-.6534	.3205			
.900	-.3270	.2987	.900	-.5328	.3089			
.950	-.3248	.3402	.925	-.5379	.3472			
.970	-.2372		.950	-.5037	.3527			

STATION 4			STATION 5			STATION 6		
X/C	CPU	CPL	X/C	CPU	CPL	X/C	CPU	CPL
.010	-1.1389	.4454	.025	-.9057	.3365	.025	-.8457	
.025	-1.1339	.6082	.050	-.9187		.050	-.8502	.3825
.050	-1.1356	.5960	.075	-.8999	.3798	.100	-.9096	
.100	-1.0780	.5936	.150	-.9235	.4314	.200	-.9111	.1314
.200	-1.0829	.4751	.300	-.9672	.3636	.300	-.9139	.0962
.400	-.9874	.3856	.450	-.9127	.2854	.400	-.8480	.0578
.600	-.8842	.3417	.600	-.8615	.2648	.500	-.7969	
.800	-.7780	.2668	.750	-.7779	.2343	.600	-.7712	.0462
.900	-.7052	.2482	.800	-.7567	.1877	.700	-.7479	.0311
.925	-.6974	.2791	.850	-.7434	.1324	.800	-.7513	.0091

TABLE VI. - Concluded

(m) $\alpha = 21.28^\circ$

STATION 1			STATION 2			STATION 3		
X/C	CPU	CPL	X/C	CPU	CPL	X/C	CPU	CPL
.005	-2.7469	.3794	.005	-1.3519	.3312	.010	-1.1075	.5539
.010	-2.7555	.6646	.010	-1.3250	.5760	.025	-1.1232	.6095
.025	-2.5972	.7107	.025	-1.2880	.6282	.050	-1.0969	.5963
.050	-2.6190	.6684	.050	-1.2674	.5957	.100	-1.0863	.5484
.100	-2.0387	.5977	.100	-1.2223	.5536	.200	-1.0678	.4892
.200	-1.0078	.5185	.200	-1.1733	.2088	.400	-.9799	.3888
.300	-.8039	.4598	.300	-1.1293	.4336	.600	-.8989	.3492
.400	-.7440	.3951	.400	-1.0708	.3857	.800	-.7965	.2625
.500	-.6641	.3426	.500	-1.0208	.3595	.900	-.7100	.2226
.600	-.6323	.3374	.600	-.9277	.3500	.925	-.7029	.2481
.700	-.6122	.3307	.700					
.800	-.5356	-.0308	.800	-.7627	.2785			
.900	-.4465	.2782	.900	-.6738	.2397			
.950	-.4159	.3057	.925	-.6515	.2778			
.970	-.3390		.950	-.6391	.2724			

STATION 4			STATION 5			STATION 6		
X/C	CPU	CPL	X/C	CPU	CPL	X/C	CPU	CPL
.010	-1.0301	.4702	.025	-.8354	.2739	.025	-.7454	
.025	-.9965	.6002	.050	-.8578		.050	-.7637	.3708
.050	-.9916	.5814	.075	-.8224	.3319	.100	-.7871	
.100	-.9878	.5878	.150	-.8506	.4303	.200	-.8168	.1455
.200	-.9475	.4684	.300	-.8294	.3557	.300	-.8102	.1018
.400	-.9142	.3891	.450	-.8137	.2692	.400	-.7811	.0560
.600	-.8800	.3194	.600	-.7921	.2584	.500	-.7368	
.800	-.7986	.2325	.750	-.7608	.2180	.600	-.7141	.0482
.900	-.7568	.2051	.800	-.7759	.1934	.700	-.6992	.0258
.925	-.7583	.2402	.850	-.7454	.1286	.800	-.7245	.0036

TABLE VII.- PRESSURE COEFFICIENTS AT A MACH NUMBER OF 0.20
FOR THE MODEL WITH STRAKE ON. $C_{L,d} = 0.70$

(a) $\alpha = -3.80^\circ$

STATION 1			STATION 2			STATION 3		
X/C	CPU	CPL	X/C	CPU	CPL	X/C	CPU	CPL
.005	.3018	-.1029	.005	.4095	-.8591	.010	.5431	-.6905
.010	.3048	-.1146	.010	.5450	-1.0270	.025	.5127	-.7085
.025	.2469	-.1589	.025	.5092	-1.0713	.050	.4351	-.7167
.050	.1820	-.1312	.050	.4235	-1.1788	.100	.2663	-.7638
.100	.1360	-.1500	.100	.2451	-1.8908	.200	.0400	-1.5216
.200	.0384	-.0534	.200	.0521	-.0647	.400	-.1797	.1769
.300	-.0789	-.0024	.300	-.1340	.0426	.600	-.2536	.2472
.400	-.1203	.0307	.400	-.1588	.0465	.800	-.1815	.2581
.500	-.1258	.0524	.500	-.1671	.0615	.900	-.1846	.2757
.600	-.1689	.1059	.600	-.2300	.1155	.925	-.2319	.3266
.700	-.1880	.1694	.700					
.800	-.1534	-.0376	.800	-.1825	.1033			
.900	-.1254	.2373	.900	-.1947	.2390			
.950	-.1741	.2974	.925	-.2362	.3079			
.970	-.0887		.950	-.2260	.3509			

STATION 4			STATION 5			STATION 6		
X/C	CPU	CPL	X/C	CPU	CPL	X/C	CPU	CPL
.010	.5499	-.4820	.025	.4733	.2650	.025	.4712	
.025	.5078	-.4779	.050	.3885		.050	.3701	-.0303
.050	.4409	-.4709	.075	.3307	-.2100	.100	.2539	
.100	.2918	-.4783	.150	.1735	-.2100	.200	.0775	-.0193
.200	.0473	-.4853	.300	-.1368	-.2211	.300	-.0827	-.0318
.400	-.1785	-.6882	.450	-.2431	-.2629	.400	-.1559	-.0215
.600	-.3217	-.0985	.600	-.3464	-.3929	.500	-.2159	
.800	-.2378	.1842	.750	-.3670	-.3212	.600	-.2836	-.0374
.900	-.2386	.3147	.800	-.3115	-.2852	.700	-.3353	-.0668
.925	-.2979	.3132	.850	-.2747	-.2350	.800	-.3544	-.1392

(b) $\alpha = -1.91^\circ$

STATION 1			STATION 2			STATION 3		
X/C	CPU	CPL	X/C	CPU	CPL	X/C	CPU	CPL
.005	.2736	-.0654	.005	.5101	-.7314	.010	.5432	-.5907
.010	.2642	-.0839	.010	.5159	-.8783	.025	.4410	-.6050
.025	.2168	-.1282	.025	.4343	-.8697	.050	.3401	-.6004
.050	.1587	-.1198	.050	.3192	-1.0135	.100	.1796	-.6406
.100	.0739	-.1351	.100	.1615	-1.5961	.200	-.0561	-1.0088
.200	-.0170	-.0763	.200	-.0293	-.0507	.400	-.2522	.2413
.300	-.1411	-.0170	.300	-.1915	.0801	.600	-.2986	.2684
.400	-.1777	-.0031	.400	-.2217	.0684	.800	-.2091	.2972
.500	-.1800	.0093	.500	-.2221	.1267	.900	-.1994	.3540
.600	-.1999	.0756	.600	-.2756	.1881	.925	-.2468	.3753
.700	-.2107	.1095	.700					
.800	-.1791	-.0725	.800	-.1919	.2446			
.900	-.1446	.1809	.900	-.1862	.2773			
.950	-.1743	.2441	.925	-.2347	.3277			
.970	-.0931		.950	-.2201	.3377			

STATION 4			STATION 5			STATION 6		
X/C	CPU	CPL	X/C	CPU	CPL	X/C	CPU	CPL
.010	.5296	-.3978	.025	.3829	.4128	.025	.4070	
.025	.4392	-.3982	.050	.2840		.050	.2827	-.0351
.050	.3320	-.4024	.075	.2056	-.1888	.100	.1329	
.100	.1807	-.4076	.150	.0529	-.1973	.200	-.0195	-.0279
.200	-.0562	-.4094	.300	-.2640	-.2165	.300	-.1690	-.0314
.400	-.2543	-.3856	.450	-.3350	-.3204	.400	-.2367	-.0292
.600	-.3828	.3007	.600	-.4163	-.3273	.500	-.2752	
.800	-.2897	.3664	.750	-.4219	-.1768	.600	-.3308	-.1036
.900	-.2665	.4018	.800	-.3419	-.1475	.700	-.4024	-.1843
.925	-.3251	.4528	.850	-.2943	-.0749	.800	-.4317	-.2488

TABLE VII.- Continued

(c) $\alpha = 0.00^\circ$

STATION 1			STATION 2			STATION 3		
X/C	CPU	CPL	X/C	CPU	CPL	X/C	CPU	CPL
.005	.2530	.0397	.005	.5349	-.5440	.010	.4836	-.4489
.010	.2404	.0109	.010	.4873	-.6734	.025	.3289	-.4543
.025	.1830	-.0248	.025	.3263	-.6998	.050	.2291	-.4626
.050	.1061	-.0207	.050	.2185	-.7240	.100	.0799	-.5012
.100	.0368	-.0231	.100	.0492	-.6900	.200	-.1478	-.3900
.200	-.0885	.0026	.200	-.1270	.0382	.400	-.3081	.2350
.300	-.1942	.0369	.300	-.2783	.1534	.600	-.3453	.2604
.400	-.2194	.0431	.400	-.2852	.1544	.800	-.2360	.3060
.500	-.2052	.0558	.500	-.2687	.1509	.900	-.2095	.3381
.600	-.2218	.1125	.600	-.3064	.2156	.925	-.2421	.3939
.700	-.2328	.1495	.700					
.800	-.1867	-.0350	.800	-.2006	.2550			
.900	-.1318	.2070	.900	-.1978	.3142			
.950	-.1572	.2506	.925	-.2428	.3528			
.970	-.0790		.950	-.2212	.3672			

STATION 4			STATION 5			STATION 6		
X/C	CPU	CPL	X/C	CPU	CPL	X/C	CPU	CPL
.010	.4834	-.3290	.025	.3423	.3230	.025	.3893	
.025	.3422	-.3272	.050	.2144		.050	.2341	-.0576
.050	.2512	-.3313	.075	.1309	-.1667	.100	.1107	
.100	.0895	-.3258	.150	.0051	-.1667	.200	-.0638	-.0314
.200	-.1139	-.3382	.300	-.3042	-.1962	.300	-.2011	-.0249
.400	-.2852	-.0516	.450	-.3510	-.1519	.400	-.2588	-.0119
.600	-.3958	.1386	.600	-.4212	-.0713	.500	-.2863	
.800	-.2693	.2501	.750	-.3943	.0743	.600	-.3357	-.0593
.900	-.2623	.3244	.800	-.3079	.1227	.700	-.3742	-.0902
.925	-.3041	.3175	.850	-.2603	.1649	.800	-.3701	-.0731

(d) $\alpha = 1.92^\circ$

STATION 1			STATION 2			STATION 3		
X/C	CPU	CPL	X/C	CPU	CPL	X/C	CPU	CPL
.005	.2500	.0659	.005	.4795	-.3904	.010	.3676	-.3348
.010	.2330	.0406	.010	.3264	-.4782	.025	.1903	-.3297
.025	.1615	.0056	.025	.1753	-.4929	.050	.0844	-.3428
.050	.0757	.0296	.050	.0701	-.4805	.100	-.0490	-.3479
.100	-.0212	.0354	.100	-.0604	-.1214	.200	-.2466	.1264
.200	-.1480	.0620	.200	-.2272	.0049	.400	-.3770	.1975
.300	-.2534	.0751	.300	-.3516	.1310	.600	-.3853	.2518
.400	-.2646	.0793	.400	-.3422	.1253	.800	-.2444	.2809
.500	-.2413	.0897	.500	-.3144	.1608	.900	-.2180	.3215
.600	-.2533	.1419	.600	-.3488	.2205	.925	-.2578	.3696
.700	-.2624	.1728	.700					
.800	-.2112	-.0210	.800	-.2329	.2599			
.900	-.1460	.2211	.900	-.1965	.3091			
.950	-.1571	.2637	.925	-.2291	.3509			
.970	-.0843		.950	-.2038	.3624			

STATION 4			STATION 5			STATION 6		
X/C	CPU	CPL	X/C	CPU	CPL	X/C	CPU	CPL
.010	.4011	-.2548	.025	.2151	.2547	.025	.2733	
.025	.1856	-.2525	.050	.0802		.050	.1433	-.0590
.050	.0929	-.2552	.075	.0124	-.1224	.100	.0075	
.100	-.0565	-.2596	.150	-.1086	-.1494	.200	-.1433	-.0488
.200	-.2579	-.2397	.300	-.4107	-.1536	.300	-.2835	-.0900
.400	-.3558	.2577	.450	-.4306	.0621	.400	-.3417	-.1219
.600	-.4454	.2521	.600	-.4939	.2671	.500	-.3862	
.800	-.3009	.2481	.750	-.4565	.3439	.600	-.4468	-.0506
.900	-.2735	.2476	.800	-.3528	.3410	.700	-.4831	.0024
.925	-.3145	.2417	.850	-.3042	.3201	.800	-.4637	.1533

TABLE VII. - Continued

(e) $\alpha = 3.90^\circ$

STATION 1			STATION 2			STATION 3		
X/C	CPU	CPL	X/C	CPU	CPL	X/C	CPU	CPL
.005	.2327	.1059	.005	.3341	-.2366	.010	.1698	-.1935
.010	.2240	.1009	.010	.1494	-.2824	.025	-.0212	-.1869
.025	.1698	.0547	.025	-.0106	-.1863	.050	-.0921	-.0502
.050	.0964	.0751	.050	-.0942	.0313	.100	-.1885	.1415
.100	-.0221	.0848	.100	-.1843	.1066	.200	-.3488	.1925
.200	-.1700	.1061	.200	-.2969	.0275	.400	-.4353	.2259
.300	-.2770	.1237	.300	-.4232	.1646	.600	-.4168	.2609
.400	-.3003	.1231	.400	-.3692	.1688	.800	-.2522	.2997
.500	-.2645	.1231	.500	-.3406	.1827	.900	-.2125	.3330
.600	-.2728	.1644	.600	-.3631	.2422	.925	-.2369	.3680
.700	-.2665	.1950	.700					
.800	-.2067	-.0105	.800	-.2163	.2801			
.900	-.1385	.2254	.900	-.1770	.3235			
.950	-.1782	.2868	.925	-.1845	.3634			
.970	-.0899		.950	-.1509	.3635			

STATION 4			STATION 5			STATION 6		
X/C	CPU	CPL	X/C	CPU	CPL	X/C	CPU	CPL
.010	.2011	-.1615	.025	.0321	.2770	.025	.1559	
.025	-.0184	-.1670	.050	-.0865		.050	.0099	-.2895
.050	-.0867	-.1443	.075	-.1432	-.1109	.100	-.1008	
.100	-.2073	-.1071	.150	-.2387	-.0706	.200	-.2541	.0856
.200	-.3783	.0438	.300	-.5062	.1637	.300	-.3806	.1013
.400	-.4636	.1799	.450	-.5034	.2347	.400	-.4247	.1051
.600	-.4827	.1980	.600	-.5345	.2678	.500	-.4432	
.800	-.3151	.2075	.750	-.4744	.2913	.600	-.5198	.1611
.900	-.2693	.2180	.800	-.3814	.2952	.700	-.5757	.1733
.925	-.3078	.2817	.850	-.3279	.2732	.800	-.5452	.1566

(f) $\alpha = 5.93^\circ$

STATION 1			STATION 2			STATION 3		
X/C	CPU	CPL	X/C	CPU	CPL	X/C	CPU	CPL
.005	.0621	.1387	.005	.0373	.0268	.010	-.1652	.1394
.010	.0493	.1177	.010	-.1664	.1034	.025	-.2599	.1736
.025	.0428	.0868	.025	-.2498	.1591	.050	-.3140	.2180
.050	.0322	.1199	.050	-.2775	.1756	.100	-.3346	.2149
.100	-.0683	.1219	.100	-.2871	.1795	.200	-.4539	.2549
.200	-.1884	.1473	.200	-.3950	.0426	.400	-.4938	.2514
.300	-.2889	.1594	.300	-.4830	.1989	.600	-.4355	.2921
.400	-.3064	.1554	.400	-.4363	.2046	.800	-.2548	.3087
.500	-.2779	.1482	.500	-.3661	.2218	.900	-.2045	.3459
.600	-.2789	.1867	.600	-.3710	.2530	.925	-.2195	.3872
.700	-.2820	.2159	.700					
.800	-.2201	-.0150	.800	-.2074	.2952			
.900	-.1588	.2496	.900	-.1580	.3296			
.950	-.2104	.2939	.925	-.1655	.3734			
.970	-.1182		.950	-.1318	.3845			

STATION 4			STATION 5			STATION 6		
X/C	CPU	CPL	X/C	CPU	CPL	X/C	CPU	CPL
.010	-.1523	.1261	.025	-.2868	.3752	.025	-.1346	
.025	-.3499	.1959	.050	-.3545		.050	-.2116	.0485
.050	-.3472	.2442	.075	-.3586	.1944	.100	-.2665	
.100	-.3867	.2338	.150	-.3829	.1956	.200	-.3553	.1297
.200	-.5091	.2563	.300	-.6143	.2246	.300	-.4915	.1662
.400	-.5412	.2630	.450	-.5753	.2505	.400	-.4997	.1428
.600	-.5139	.2947	.600	-.5950	.2739	.500	-.5387	
.800	-.3368	.3044	.750	-.5098	.3031	.600	-.6143	.1431
.900	-.2720	.3452	.800	-.4333	.2880	.700	-.6886	.1428
.925	-.3046	.3846	.850	-.3710	.2791	.800	-.6969	.1402

TABLE VII.- Continued

(g) $\alpha = 7.98^\circ$

STATION 1			STATION 2			STATION 3		
X/C	CPU	CPL	X/C	CPU	CPL	X/C	CPU	CPL
.005	-.1187	.1695	.005	-.3905	.3102	.010	-.6135	.3668
.010	-.1285	.1474	.010	-.5155	.3256	.025	-.6054	.3461
.025	-.1381	.1238	.025	-.5170	.2802	.050	-.5750	.3281
.050	-.1402	.1349	.050	-.4779	.2709	.100	-.5084	.2903
.100	-.1944	.1634	.100	-.4237	.2582	.200	-.5626	.3002
.200	-.2734	.1833	.200	-.4908	.0646	.400	-.5548	.2781
.300	-.3477	.1994	.300	-.5413	.2324	.600	-.4557	.3041
.400	-.3691	.1802	.400	-.4847	.2327	.800	-.2571	.3138
.500	-.3202	.1788	.500	-.4005	.2272	.900	-.1859	.3502
.600	-.3160	.1980	.600	-.3950	.2895	.925	-.1918	.3795
.700	-.3189	.2375	.700					
.800	-.2577	-.0208	.800	-.2179	.2997			
.900	-.1859	.2596	.900	-.1635	.3365			
.950	-.2333	.3094	.925	-.1790	.3690			
.970	-.1407		.950	-.1576	.3833			

STATION 4			STATION 5			STATION 6		
X/C	CPU	CPL	X/C	CPU	CPL	X/C	CPU	CPL
.010	-.6456	.4276	.025	-.7062	.3887	.025	-.5239	
.025	-.6980	.3981	.050	-.6418		.050	-.4725	.2258
.050	-.6135	.3321	.075	-.6226	.1520	.100	-.4501	
.100	-.5947	.3296	.150	-.5955	.2137	.200	-.5067	.1417
.200	-.6455	.3108	.300	-.7506	.2400	.300	-.6122	.1431
.400	-.6218	.2901	.450	-.6667	.2524	.400	-.6599	.1076
.600	-.5671	.3108	.600	-.6659	.2522	.500	-.7104	
.800	-.3335	.3136	.750	-.5758	.2767	.600	-.8053	.1032
.900	-.2743	.3509	.800	-.4876	.2864	.700	-.9239	.1144
.925	-.2955	.3974	.850	-.4122	.2754	.800	-.9308	.1034

(h) $\alpha = 10.06^\circ$

STATION 1			STATION 2			STATION 3		
X/C	CPU	CPL	X/C	CPU	CPL	X/C	CPU	CPL
.005	-.2685	.1924	.005	-.9389	.4068	.010	-1.1915	.5191
.010	-.2768	.1868	.010	-.9317	.4391	.025	-.9826	.4602
.025	-.3123	.1495	.025	-.8102	.3811	.050	-.8586	.4175
.050	-.3025	.1774	.050	-.6826	.3515	.100	-.6797	.3658
.100	-.3440	.1883	.100	-.5100	.3139	.200	-.6603	.3480
.200	-.3841	.2323	.200	-.5497	.0900	.400	-.6022	.3164
.300	-.4141	.2342	.300	-.5718	.2803	.600	-.4681	.3211
.400	-.4174	.2217	.400	-.4967	.2707	.800	-.2458	.3289
.500	-.3592	.2062	.500	-.4192	.2772	.900	-.1641	.3604
.600	-.3380	.2328	.600	-.4007	.3201	.925	-.1624	.3945
.700	-.3372	.2659	.700					
.800	-.2679	-.0158	.800	-.2210	.3217			
.900	-.1887	.2770	.900	-.1667	.3494			
.950	-.2556	.3223	.925	-.1960	.3923			
.970	-.1596		.950	-.1809	.3954			

STATION 4			STATION 5			STATION 6		
X/C	CPU	CPL	X/C	CPU	CPL	X/C	CPU	CPL
.010	-1.2082	.5599	.025	-.9637	.4035	.025	-1.3582	
.025	-1.0336	.5629	.050	-.8947		.050	-.6460	.3078
.050	-.9039	.4339	.075	-.8472	.2121	.100	-.6336	
.100	-.7348	.4280	.150	-.7523	.2929	.200	-.6322	.1301
.200	-.7592	.3552	.300	-.8726	.3026	.300	-.7618	.1235
.400	-.6790	.3181	.450	-.7450	.2870	.400	-.8104	.0676
.600	-.5770	.3305	.600	-.7180	.2845	.500	-.8649	
.800	-.3343	.3217	.750	-.5977	.3053	.600	-.9508	.0625
.900	-.2539	.3575	.800	-.5088	.2845	.700	-1.0455	.0680
.925	-.2551	.3949	.850	-.4417	.2679	.800	-1.0690	.0694

TABLE VII. - Continued

(i) $\alpha = 12.18^\circ$

STATION 1			STATION 2			STATION 3		
X/C	CPU	CPL	X/C	CPU	CPL	X/C	CPU	CPL
.005	-.4293	.2224	.005	-1.5869	.3866	.010	-2.2101	.5591
.010	-.4294	.2117	.010	-1.4007	.5087	.025	-1.2662	.5213
.025	-.4584	.1852	.025	-1.0559	.4590	.050	-1.0496	.4842
.050	-.4898	.2114	.050	-.8028	.4109	.100	-.8503	.4260
.100	-.5374	.2238	.100	-.6517	.3652	.200	-.7554	.3869
.200	-.5425	.2610	.200	-.5968	.1071	.400	-.6230	.3423
.300	-.5196	.2655	.300	-.6025	.3120	.600	-.4837	.3440
.400	-.4773	.2480	.400	-.5360	.2963	.800	-.2734	.3355
.500	-.4172	.2339	.500	-.4553	.2971	.900	-.2084	.3526
.600	-.3780	.2532	.600	-.4263	.3201	.925	-.2128	.3822
.700	-.3822	.2902	.700					
.800	-.2982	-.0034	.800	-.2260	.3306			
.900	-.2031	.2650	.900	-.1666	.3409			
.950	-.2332	.3167	.925	-.1970	.3871			
.970	-.1406		.950	-.1887	.3970			

STATION 4			STATION 5			STATION 6		
X/C	CPU	CPL	X/C	CPU	CPL	X/C	CPU	CPL
.010	-2.7789	.4501	.025	-1.8199	.3847	.025	-1.3450	
.025	-1.4632	.4707	.050	-1.7769		.050	-1.3456	.3535
.050	-1.1832	.4642	.075	-1.6928	.1814	.100	-1.2015	
.100	-.9486	.4637	.150	-1.1592	.3126	.200	-.8501	.1305
.200	-.8872	.4529	.300	-.8683	.3178	.300	-.8665	.1000
.400	-.7189	.4208	.450	-.7849	.3037	.400	-.9526	.0367
.600	-.5809	.3460	.600	-.7545	.3023	.500	-.9854	
.800	-.3320	.3260	.750	-.6279	.3075	.600	-1.0966	.0131
.900	-.2392	.3408	.800	-.5414	.2804	.700	-1.2364	.0308
.925	-.2014	.3792	.850	-.4663	.2496	.800	-1.3193	.0394

(j) $\alpha = 14.37^\circ$

STATION 1			STATION 2			STATION 3		
X/C	CPU	CPL	X/C	CPU	CPL	X/C	CPU	CPL
.005	-.5475	.2630	.005	-2.7298	.2917	.010	-2.7852	.5368
.010	-.5808	.2585	.010	-1.9757	.4998	.025	-2.6868	.5524
.025	-.6127	.2278	.025	-1.2173	.5034	.050	-1.7005	.5424
.050	-.6191	.2530	.050	-.9868	.4546	.100	-.8219	.4803
.100	-.7014	.2655	.100	-.7693	.4246	.200	-.7873	.4316
.200	-.6782	.3100	.200	-.7014	.1354	.400	-.6210	.3768
.300	-.6295	.3197	.300	-.6612	.3515	.600	-.4903	.3714
.400	-.5679	.2896	.400	-.5882	.3266	.800	-.3217	.3602
.500	-.4927	.2627	.500	-.4769	.4270	.900	-.2524	.3678
.600	-.4196	.2890	.600	-.4446	.3534	.925	-.2801	.4146
.700	-.4092	.2959	.700					
.800	-.3236	.0081	.800	-.2417	.3454			
.900	-.2179	.2920	.900	-.1678	.3659			
.950	-.2052	.3374	.925	-.1845	.3984			
.970	-.1306		.950	-.1536	.4101			

STATION 4			STATION 5			STATION 6		
X/C	CPU	CPL	X/C	CPU	CPL	X/C	CPU	CPL
.010	-2.1881	.4557	.025	-1.5665	.3950	.025	-1.2401	
.025	-2.1842	.5865	.050	-1.5513		.050	-1.2567	.3784
.050	-2.2101	.5602	.075	-1.5113	.4452	.100	-1.2409	
.100	-2.1177	.5560	.150	-1.4649	.4523	.200	-1.1975	.1015
.200	-.7651	.5574	.300	-1.3249	.3956	.300	-1.0712	.0606
.400	-.6898	.3817	.450	-1.0512	.3034	.400	-1.0338	.0024
.600	-.5814	.3701	.600	-.9120	.2953	.500	-1.1044	
.800	-.3295	.3565	.750	-.7533	.2951	.600	-1.2483	.0079
.900	-.2396	.3617	.800	-.6535	.2729	.700	-1.3978	.0193
.925	-.2226	.3989	.850	-.5495	.2482	.800	-1.4434	.0166

TABLE VII. - Continued

(k) $\alpha = 16.44^\circ$

STATION 1			STATION 2			STATION 3		
X/C	CPU	CPL	X/C	CPU	CPL	X/C	CPU	CPL
.005	-.6989	.2797	.005	-2.7756	.1420	.010	-2.4466	.4772
.010	-.7444	.2692	.010	-2.8843	.4590	.025	-2.4494	.5793
.025	-.7781	.2530	.025	-3.1934	.5243	.050	-2.5124	.5823
.050	-.8044	.2766	.050	-.6475	.5061	.100	-2.9107	.5234
.100	-.8551	.2880	.100	-.7324	.4676	.200	-.5184	.4573
.200	-.8275	.3197	.200	-.6740	.1386	.400	-.6295	.4078
.300	-.7592	.3333	.300	-.7027	.3821	.600	-.5075	.3817
.400	-.6659	.3153	.400	-.6336	.3527	.800	-.2827	.3661
.500	-.5536	.2962	.500	-.5243	.3540	.900	-.2230	.3656
.600	-.4656	.3003	.600	-.4970	.3709	.925	-.2274	.4178
.700	-.4486	.3134	.700					
.800	-.3631	-.0035	.800	-.2680	.3564			
.900	-.2575	.2869	.900	-.1831	.3638			
.950	-.2668	.3415	.925	-.1772	.4039			
.970	-.1672		.950	-.1294	.3931			

STATION 4			STATION 5			STATION 6		
X/C	CPU	CPL	X/C	CPU	CPL	X/C	CPU	CPL
.010	-2.0208	.3967	.025	-1.4497	.4318	.025	-1.1511	
.025	-2.0298	.5857	.050	-1.4374		.050	-1.1632	.3814
.050	-2.0652	.5808	.075	-1.4321	.3164	.100	-1.1561	
.100	-2.1392	.5808	.150	-1.3642	.4078	.200	-1.1386	.1036
.200	-2.1149	.5727	.300	-1.2649	.3995	.300	-1.0850	.1067
.400	-.6243	.4939	.450	-1.1889	.3191	.400	-1.0534	.0564
.600	-.5535	.3753	.600	-1.1200	.3080	.500	-1.0673	
.800	-.3810	.3444	.750	-.9831	.2850	.600	-1.0904	.0460
.900	-.3272	.3589	.800	-.9196	.2660	.700	-1.0615	.0557
.925	-.3638	.3998	.850	-.8263	.1989	.800	-.9510	.0429

(l) $\alpha = 18.52^\circ$

STATION 1			STATION 2			STATION 3		
X/C	CPU	CPL	X/C	CPU	CPL	X/C	CPU	CPL
.005	-.8422	.3123	.005	-2.8810	.0270	.010	-2.4550	.4396
.010	-.8625	.2981	.010	-2.9228	.4036	.025	-2.4977	.5804
.025	-.9227	.2872	.025	-3.7477	.5342	.050	-2.6147	.6000
.050	-.9513	.3037	.050	-2.7613	.5289	.100	-3.4540	.5601
.100	-1.0276	.3323	.100	-.6611	.5026	.200	-.6840	.4958
.200	-1.0004	.3706	.200	-.6984	.1648	.400	-.6238	.4239
.300	-.8808	.3642	.300	-.7090	.4232	.600	-.5629	.3971
.400	-.7599	.3518	.400	-.6840	.3882	.800	-.3537	.3597
.500	-.6396	.3216	.500	-.5926	.3755	.900	-.2674	.3663
.600	-.5508	.3253	.600	-.5431	.3855	.925	-.2729	.4095
.700	-.5140	.3352	.700					
.800	-.4026	-.0099	.800	-.3164	.3591			
.900	-.2900	.3003	.900	-.2187	.3605			
.950	-.2839	.3489	.925	-.1806	.3950			
.970	-.2022		.950	-.1367	.3833			

STATION 4			STATION 5			STATION 6		
X/C	CPU	CPL	X/C	CPU	CPL	X/C	CPU	CPL
.010	-2.0018	.3271	.025	-1.2922	.3692	.025	-1.0612	
.025	-2.0046	.5773	.050	-1.2748		.050	-1.0866	.4266
.050	-2.0465	.6059	.075	-1.2785	.5479	.100	-1.0695	
.100	-2.0858	.6059	.150	-1.2577	.4739	.200	-1.0573	.1744
.200	-2.2162	.6020	.300	-1.1603	.4105	.300	-1.0073	.1234
.400	-1.2113	.4134	.450	-1.1450	.3278	.400	-.9856	.0728
.600	-.7148	.3865	.600	-1.1259	.3122	.500	-.9621	
.800	-.4829	.3696	.750	-1.0358	.2753	.600	-.9506	.0700
.900	-.4168	.3443	.800	-.9923	.2380	.700	-.9200	.0617
.925	-.4829	.3706	.850	-.9217	.1839	.800	-.8785	.0424

TABLE VII. - Concluded

(m) $\alpha = 20.60^\circ$

STATION 1			STATION 2			STATION 3		
X/C	CPU	CPL	X/C	CPU	CPL	X/C	CPU	CPL
.005	-.9586	.3566	.005	-3.0991	-.0762	.010	-2.6108	.3953
.010	-1.0022	.3479	.010	-3.1488	.3631	.025	-2.6628	.5788
.025	-1.0697	.3228	.025	-3.7095	.5365	.050	-2.7444	.6186
.050	-1.0931	.3446	.050	-4.3858	.5607	.100	-3.5323	.6035
.100	-1.1731	.3755	.100	-.6991	.5342	.200	-1.1705	.5304
.200	-1.1212	.4122	.200	-.7286	.1716	.400	-.6871	.4474
.300	-.9756	.4155	.300	-.7569	.4535	.600	-.5847	.4142
.400	-.8458	.3900	.400	-.7420	.4214	.800	-.3838	.3674
.500	-.6969	.3425	.500	-.6539	.3955	.900	-.2969	.3547
.600	-.5912	.3662	.600	-.5917	.4054	.925	-.3229	.3960
.700	-.5292	.3729	.700					
.800	-.4337	.0099	.800	-.3706	.3737			
.900	-.3141	.3250	.900	-.2618	.3628			
.950	-.2880	.3762	.925	-.2478	.3943			
.970	-.1941		.950	-.2121	.3918			

STATION 4			STATION 5			STATION 6		
X/C	CPU	CPL	X/C	CPU	CPL	X/C	CPU	CPL
.010	-1.8444	.2936	.025	-1.2444	.3745	.025	-.9827	
.025	-1.8665	.5999	.050	-1.2339		.050	-1.0078	.4407
.050	-1.8934	.6223	.075	-1.2030	.5268	.100	-1.0071	
.100	-1.9703	.6248	.150	-1.2010	.5081	.200	-.9763	.1905
.200	-2.1054	.6267	.300	-1.1157	.4467	.300	-.9457	.1356
.400	-1.4481	.4852	.450	-1.1314	.3323	.400	-.9134	.0770
.600	-.9227	.4226	.600	-1.0901	.3243	.500	-.8864	
.800	-.5864	.3700	.750	-1.0195	.2893	.600	-.8581	.0694
.900	-.5179	.3363	.800	-1.0047	.2495	.700	-.8265	.0676
.925	-.5248	.3526	.850	-.9333	.1940	.800	-.8035	.0465

TABLE VIII.- PRESSURE COEFFICIENTS AT A MACH NUMBER OF 0.40

FOR THE MODEL WITH STRAKE ON. $C_{L,d} = 0.70$

(a) $\alpha = -3.94^\circ$

STATION 1			STATION 2			STATION 3		
X/C	CPU	CPL	X/C	CPU	CPL	X/C	CPU	CPL
.005	.3166	-.1078	.005	.4039	-.8973	.010	.5262	-.7500
.010	.3009	-.1459	.010	.5191	-1.0391	.025	.4978	-.7457
.025	.7421	-.1997	.025	.4958	-1.0794	.050	.4071	-.7712
.050	.1890	-.1576	.050	.3944	-1.2065	.100	.2510	-.8216
.100	.1286	-.2066	.100	.2221	-1.7874	.200	.0173	-1.5934
.200	.0210	-.1116	.200	.0263	-.1660	.400	-.2256	.0777
.300	-.1051	-.0305	.300	-.1514	-.0191	.600	-.3089	.2237
.400	-.1516	.0072	.400	-.2006	.0118	.800	-.2448	.2053
.500	-.1595	.0303	.500	-.2103	.0341	.900	-.2491	.2625
.600	-.1964	.0957	.600	-.2896	.0476	.925	-.3083	.2931
.700	-.2342	.1528	.700					
.800	-.2035	-.0540	.800	-.2202	.1134			
.900	-.1673	.2229	.900	-.2323	.2680			
.950	-.2154	.2884	.925	-.2653	.3312			
.970	-.1340		.950	-.2707	.3533			

STATION 4			STATION 5			STATION 6		
X/C	CPU	CPL	X/C	CPU	CPL	X/C	CPU	CPL
.010	.5251	-.5266	.025	.4750	.2533	.025	.4644	
.025	.4832	-.5305	.050	.3884		.050	.3704	-.0948
.050	.4079	-.5277	.075	.3153	-.1857	.100	.2397	
.100	.2629	-.5307	.150	.1779	-.2122	.200	.0685	-.0667
.200	.0100	-.5265	.300	-.1525	-.2515	.300	-.1025	-.0712
.400	-.2352	-.9393	.450	-.2584	-.2242	.400	-.1738	-.0817
.600	-.3353	-.1694	.600	-.3860	-.3421	.500	-.2258	
.800	-.2619	.2888	.750	-.4154	-.4402	.600	-.2946	-.0970
.900	-.2596	.3474	.800	-.3563	-.4399	.700	-.3553	-.1146
.925	-.3213	.4017	.850	-.3229	-.3594	.800	-.3751	-.1531

(b) $\alpha = -1.95^\circ$

STATION 1			STATION 2			STATION 3		
X/C	CPU	CPL	X/C	CPU	CPL	X/C	CPU	CPL
.005	.2756	-.0479	.005	.4948	-.7356	.010	.5252	-.6209
.010	.2654	-.0695	.010	.5225	-.8563	.025	.4307	-.6221
.025	.2092	-.1098	.025	.4196	-.8496	.050	.3236	-.6247
.050	.1503	-.1089	.050	.3100	-.5775	.100	.1694	-.6925
.100	.0754	-.1324	.100	.1423	-1.5214	.200	-.0631	-1.2404
.200	-.0389	-.0600	.200	-.0544	-.0513	.400	-.2894	.2194
.300	-.1617	.0025	.300	-.2288	.1001	.600	-.3485	.2440
.400	-.1963	.0112	.400	-.2627	.0859	.800	-.2558	.2735
.500	-.1975	.0290	.500	-.2540	.0867	.900	-.2407	.3311
.600	-.2308	.0915	.600	-.3192	.1620	.925	-.2945	.3797
.700	-.2522	.1529	.700					
.800	-.2142	-.0461	.800	-.2311	.1916			
.900	-.1626	.2170	.900	-.2365	.2499			
.950	-.2096	.2737	.925	-.2826	.3046			
.970	-.1288		.950	-.2609	.3284			

STATION 4			STATION 5			STATION 6		
X/C	CPU	CPL	X/C	CPU	CPL	X/C	CPU	CPL
.010	.5186	-.4336	.025	.4243	.3015	.025	.4311	
.025	.4141	-.4353	.050	.3168		.050	.3246	-.0802
.050	.3284	-.4352	.075	.2337	-.2048	.100	.1777	
.100	.1882	-.4362	.150	.1020	-.2310	.200	.0073	-.0718
.200	-.0750	-.4986	.300	-.2329	-.2408	.300	-.1565	-.0823
.400	-.3039	-.5190	.450	-.3205	-.3687	.400	-.2181	-.0840
.600	-.3830	.1120	.600	-.4207	-.3713	.500	-.2613	
.800	-.2775	.3406	.750	-.4149	-.2864	.600	-.3309	-.1267
.900	-.2623	.3868	.800	-.3390	-.2449	.700	-.4040	-.2078
.925	-.3208	.4385	.850	-.2860	-.1466	.800	-.4394	-.2991

TABLE VIII.- Continued

(c) $\alpha = 0.05^{\circ}$

STATION 1			STATION 2			STATION 3		
X/C	CPU	CPL	X/C	CPU	CPL	X/C	CPU	CPL
.005	.2463	.0195	.005	.5185	-.5795	.010	.4702	-.4902
.010	.2343	.0012	.010	.4550	-.6939	.025	.3089	-.4945
.025	.1695	-.0411	.025	.3143	-.7170	.050	.2122	-.5010
.050	.1096	-.0245	.050	.1811	-.7667	.100	.0415	-.5574
.100	.0085	-.0351	.100	.0343	-.7899	.200	-.1721	-.5457
.200	-.1158	.0016	.200	-.1446	.0062	.400	-.3539	.2262
.300	-.2278	.0267	.300	-.3211	.1233	.600	-.3893	.2344
.400	-.2531	.0336	.400	-.3272	.1170	.800	-.2694	.2679
.500	-.2439	.0438	.500	-.3048	.1140	.900	-.2484	.3237
.600	-.2620	.1055	.600	-.3645	.1808	.925	-.2982	.3746
.700	-.2780	.1560	.700					
.800	-.2300	-.0336	.800	-.2468	.2414			
.900	-.1751	.2138	.900	-.2366	.2916			
.950	-.1986	.2537	.925	-.2804	.3369			
.970	-.1188		.950	-.2555	.3514			

STATION 4			STATION 5			STATION 6		
X/C	CPU	CPL	X/C	CPU	CPL	X/C	CPU	CPL
.010	.4716	-.3517	.025	.3355	.2917	.025	.3689	
.025	.2568	-.3505	.050	.2100		.050	.2416	-.0791
.050	.2114	-.3561	.075	.1237	-.1662	.100	.0926	
.100	.0696	-.3556	.150	.0074	-.1977	.200	-.0603	-.0773
.200	-.1844	-.4361	.300	-.3400	-.2212	.300	-.2277	-.0791
.400	-.3731	-.1501	.450	-.3897	-.2420	.400	-.2750	-.0935
.600	-.4324	.2333	.600	-.4675	-.2024	.500	-.2969	
.800	-.3006	.3080	.750	-.4256	-.0197	.600	-.3618	-.1532
.900	-.2802	.3541	.800	-.3429	.0331	.700	-.4138	-.1973
.925	-.3310	.4069	.850	-.2851	.1442	.800	-.4049	-.2045

(d) $\alpha = 2.09^{\circ}$

STATION 1			STATION 2			STATION 3		
X/C	CPU	CPL	X/C	CPU	CPL	X/C	CPU	CPL
.005	.2582	.0651	.005	.4551	-.4101	.010	.3478	-.3648
.010	.2387	.0504	.010	.3282	-.4849	.025	.1729	-.3658
.025	.1548	.0121	.025	.1362	-.5191	.050	.0408	-.3772
.050	.0737	.0222	.050	.0361	-.5034	.100	-.0957	-.3993
.100	-.0408	.0243	.100	-.0973	-.1081	.200	-.2833	.0973
.200	-.1776	.0537	.200	-.2596	-.0099	.400	-.4308	.1664
.300	-.2823	.0747	.300	-.3975	.1162	.600	-.4339	.2234
.400	-.3010	.0702	.400	-.3937	.1280	.800	-.2854	.2614
.500	-.2864	.0788	.500	-.3504	.1354	.900	-.2568	.3054
.600	-.2941	.1239	.600	-.4017	.1943	.925	-.2993	.3518
.700	-.2971	.1744	.700					
.800	-.2371	-.0295	.800	-.2606	.2402			
.900	-.1745	.2214	.900	-.2328	.2872			
.950	-.1987	.2650	.925	-.2623	.3294			
.970	-.1167		.950	-.2342	.3453			

STATION 4			STATION 5			STATION 6		
X/C	CPU	CPL	X/C	CPU	CPL	X/C	CPU	CPL
.010	.3576	-.2770	.025	.1841	.3120	.025	.2663	
.025	.1575	-.2844	.050	.0687		.050	.1212	-.0693
.050	.0589	-.2843	.075	-.0056	-.1150	.100	-.0045	
.100	-.0546	-.2872	.150	-.1047	-.1667	.200	-.1545	-.1087
.200	-.3042	-.2808	.300	-.4477	-.1780	.300	-.3182	-.1369
.400	-.4515	.2213	.450	-.4717	-.0054	.400	-.3720	-.1552
.600	-.4786	.2400	.600	-.5269	.1072	.500	-.4098	
.800	-.3292	.2519	.750	-.4771	.3306	.600	-.4828	-.0739
.900	-.2955	.2758	.800	-.3878	.3119	.700	-.5363	-.0201
.925	-.3460	.3053	.850	-.3314	.2934	.800	-.4942	.1328

TABLE VIII.- Continued

(e) $\alpha = 4.16^\circ$

STATION 1			STATION 2			STATION 3		
X/C	CPU	CPL	X/C	CPU	CPL	X/C	CPU	CPL
.005	.2148	.1028	.005	.2940	-.3640	.010	.1238	-.3266
.010	.2152	.0865	.010	.1091	-.4124	.025	-.0570	-.2584
.025	.1544	.0488	.025	-.0489	-.0847	.050	-.1373	.0515
.050	.0813	.0682	.050	-.1349	.0323	.100	-.2192	.0954
.100	-.0488	.0745	.100	-.2232	.0873	.200	-.4061	.1567
.200	-.2050	.1007	.200	-.3535	.0102	.400	-.5033	.1884
.300	-.3238	.1166	.300	-.4801	.1480	.600	-.4734	.2395
.400	-.3441	.1121	.400	-.4580	.1554	.800	-.2969	.2713
.500	-.3153	.1137	.500	-.3968	.1621	.900	-.2535	.3109
.600	-.3203	.1569	.600	-.4212	.2189	.925	-.2835	.3460
.700	-.3198	.1987	.700					
.800	-.2606	-.0188	.800	-.2606	.2568			
.900	-.1900	.2354	.900	-.2160	.2951			
.950	-.2329	.2865	.925	-.2259	.3429			
.970	-.1379		.950	-.1849	.3624			

STATION 4			STATION 5			STATION 6		
X/C	CPU	CPL	X/C	CPU	CPL	X/C	CPU	CPL
.010	.1615	-.2065	.025	-.0043	.3465	.025	.1115	
.025	-.0502	-.2350	.050	-.1135		.050	-.0416	-.1606
.050	-.1408	-.1917	.075	-.1746	-.1046	.100	-.1447	
.100	-.2181	.0389	.150	-.2521	-.0095	.200	-.2637	.0075
.200	-.4360	.1283	.300	-.5612	.1749	.300	-.4249	.0691
.400	-.5388	.1949	.450	-.5541	.2123	.400	-.4577	.1158
.600	-.5232	.1917	.600	-.5866	.2390	.500	-.4827	
.800	-.3434	.2556	.750	-.5243	.2781	.600	-.5696	.1517
.900	-.2989	.2824	.800	-.4276	.2721	.700	-.6394	.1331
.925	-.3397	.3504	.850	-.3702	.2454	.800	-.6073	.1674

(f) $\alpha = 6.31^\circ$

STATION 1			STATION 2			STATION 3		
X/C	CPU	CPL	X/C	CPU	CPL	X/C	CPU	CPL
.005	.0107	.1379	.005	-.0601	.0813	.010	-.2669	.1224
.010	.0058	.1229	.010	-.2203	.0892	.025	-.3618	.1500
.025	-.0012	.0792	.025	-.3107	.1429	.050	-.3895	.1952
.050	-.0187	.1058	.050	-.3550	.1600	.100	-.3976	.1919
.100	-.1053	.1134	.100	-.3612	.1848	.200	-.5345	.2172
.200	-.2392	.1507	.200	-.4661	.0431	.400	-.5737	.2202
.300	-.3529	.1614	.300	-.5526	.1958	.600	-.5036	.2530
.400	-.3772	.1514	.400	-.5115	.1933	.800	-.3079	.2750
.500	-.3514	.1485	.500	-.4303	.1820	.900	-.2436	.3137
.600	-.3537	.1801	.600	-.4430	.2363	.925	-.2587	.3547
.700	-.3520	.2179	.700					
.800	-.2880	-.0151	.800	-.2616	.2608			
.900	-.2082	.2513	.900	-.2078	.3022			
.950	-.2665	.2993	.925	-.2092	.3463			
.970	-.1687		.950	-.1667	.3564			

STATION 4			STATION 5			STATION 6		
X/C	CPU	CPL	X/C	CPU	CPL	X/C	CPU	CPL
.010	-.2133	.1156	.025	-.3702	.3468	.025	-.2074	
.025	-.3868	.1463	.050	-.3933		.050	-.2878	.0286
.050	-.4168	.2165	.075	-.4156	.1564	.100	-.3259	
.100	-.3880	.2104	.150	-.4217	.1556	.200	-.3719	.1011
.200	-.5974	.2188	.300	-.7011	.1624	.300	-.5437	.1101
.400	-.6273	.2308	.450	-.6506	.1732	.400	-.5663	.0914
.600	-.5698	.2584	.600	-.6600	.1766	.500	-.6127	
.800	-.3583	.2649	.750	-.5785	.2362	.600	-.6816	.0889
.900	-.3020	.2978	.800	-.4806	.2384	.700	-.7997	.0952
.925	-.3329	.3469	.850	-.4163	.2405	.800	-.7925	.0889

TABLE VIII. - Continued

(g) $\alpha = 8.46^\circ$

STATION 1			STATION 2			STATION 3		
X/C	CPU	CPL	X/C	CPU	CPL	X/C	CPU	CPL
.005	-.1795	.1635	.005	-.4951	.3287	.010	-.7547	.3825
.010	-.1763	.1489	.010	-.6380	.3275	.025	-.7572	.3206
.025	-.2372	.1088	.025	-.6108	.2938	.050	-.6903	.3150
.050	-.2272	.1372	.050	-.5619	.2632	.100	-.5787	.2745
.100	-.2680	.1521	.100	-.5108	.2563	.200	-.6547	.2759
.200	-.3413	.1958	.200	-.5559	.0644	.400	-.6383	.2567
.300	-.4119	.2005	.300	-.6096	.2390	.600	-.5303	.2406
.400	-.4244	.1887	.400	-.5448	.2280	.800	-.3003	.2919
.500	-.3898	.1726	.500	-.4583	.2119	.900	-.2242	.3238
.600	-.3801	.2075	.600	-.4579	.2541	.925	-.2193	.3609
.700	-.3790	.2372	.700					
.800	-.3152	-.0202	.800	-.2711	.2796			
.900	-.2306	.2571	.900	-.2154	.3089			
.950	-.2886	.3170	.925	-.2307	.3572			
.970	-.1910		.950	-.2129	.3670			

STATION 4			STATION 5			STATION 6		
X/C	CPU	CPL	X/C	CPU	CPL	X/C	CPU	CPL
.010	-.8188	.4376	.025	-.7927	.3541	.025	-.7121	
.025	-.8063	.3621	.050	-.7088		.050	-.5854	.1858
.050	-.7111	.3315	.075	-.6805	.2385	.100	-.5326	
.100	-.6210	.2474	.150	-.6516	.2529	.200	-.5191	.1039
.200	-.7351	.2677	.300	-.8902	.2526	.300	-.6938	.0972
.400	-.7102	.2709	.450	-.7463	.2442	.400	-.7582	.0638
.600	-.6186	.2736	.600	-.7386	.2472	.500	-.7931	
.800	-.3783	.2793	.750	-.6394	.2621	.600	-.8900	.0583
.900	-.3039	.2985	.800	-.5376	.2537	.700	-1.0022	.0481
.925	-.3211	.3554	.850	-.4635	.2354	.800	-1.0295	.0516

(h) $\alpha = 10.65^\circ$

STATION 1			STATION 2			STATION 3		
X/C	CPU	CPL	X/C	CPU	CPL	X/C	CPU	CPL
.005	-.3346	.1965	.005	-1.1022	.4147	.010	-1.4072	.5090
.010	-.3458	.1830	.010	-1.0873	.4458	.025	-1.2290	.4420
.025	-.3618	.1425	.025	-.9237	.3982	.050	-.8675	.4011
.050	-.3987	.1710	.050	-.7569	.3521	.100	-.7666	.3444
.100	-.4261	.1879	.100	-.6232	.3179	.200	-.7550	.3228
.200	-.4654	.2275	.200	-.6311	.6967	.400	-.6817	.2863
.300	-.4988	.2307	.300	-.6661	.2786	.600	-.5439	.3032
.400	-.4886	.2180	.400	-.5852	.2616	.800	-.3037	.3016
.500	-.4331	.2030	.500	-.4946	.2528	.900	-.2137	.3265
.600	-.4076	.2304	.600	-.4775	.2673	.925	-.2036	.3670
.700	-.4103	.2535	.700					
.800	-.3416	-.0151	.800	-.2783	.3009			
.900	-.2472	.2636	.900	-.2170	.3266			
.950	-.3146	.3244	.925	-.2548	.3734			
.970	-.2159		.950	-.2474	.3833			

STATION 4			STATION 5			STATION 6		
X/C	CPU	CPL	X/C	CPU	CPL	X/C	CPU	CPL
.010	-1.2663	.5298	.025	-1.3368	.3699	.025	-1.4842	
.025	-1.2695	.4683	.050	-1.1235		.050	-1.0079	.2985
.050	-1.0728	.4172	.075	-.9467	.3117	.100	-.7324	
.100	-.8684	.4152	.150	-.8435	.3190	.200	-.7217	.0966
.200	-.8884	.3301	.300	-.9547	.3039	.300	-.8578	.0788
.400	-.7821	.2952	.450	-.8225	.2541	.400	-.9315	.0335
.600	-.6268	.3015	.600	-.8012	.2573	.500	-.9692	
.800	-.3658	.2955	.750	-.6686	.2680	.600	-1.0946	.0194
.900	-.2711	.3295	.800	-.5734	.2564	.700	-1.1957	.0212
.925	-.2687	.3694	.850	-.4917	.2246	.800	-1.2450	.0192

TABLE VIII.- Continued

(i) $\alpha = 12.90^\circ$

STATION 1			STATION 2			STATION 3		
X/C	CPU	CPL	X/C	CPU	CPL	X/C	CPU	CPL
.005	-.4752	.2299	.005	-2.0886	.3988	.010	-2.1148	.5326
.010	-.5041	.2164	.010	-1.3757	.5023	.025	-1.4992	.4984
.025	-.5448	.1867	.025	-1.1698	.4619	.050	-1.2401	.4637
.050	-.5601	.2145	.050	-.9358	.4195	.100	-.9808	.4090
.100	-.6205	.2208	.100	-.7642	.3794	.200	-.8603	.3620
.200	-.6138	.2643	.200	-.6951	.3308	.400	-.7077	.3200
.300	-.6115	.2760	.300	-.7050	.3229	.600	-.5996	.3252
.400	-.5696	.2540	.400	-.6256	.2967	.800	-.3582	.3219
.500	-.4956	.2340	.500	-.5340	.2855	.900	-.2884	.3365
.600	-.4500	.2553	.600	-.5072	.3127	.925	-.3037	.3749
.700	-.4378	.2796	.700					
.800	-.3735	-.0006	.800	-.2657	.3145			
.900	-.2583	.2731	.900	-.2142	.3386			
.950	-.2798	.3249	.925	-.2404	.3824			
.970	-.1724		.950	-.2270	.3925			

STATION 4			STATION 5			STATION 6		
X/C	CPU	CPL	X/C	CPU	CPL	X/C	CPU	CPL
.010	-2.7074	.4720	.025	-1.7410	.3581	.025	-1.3633	
.025	-2.3181	.5161	.050	-1.7052		.050	-1.3734	.3120
.050	-1.7389	.5125	.075	-1.6729	.3167	.100	-1.3519	
.100	-1.0315	.4092	.150	-1.5964	.3746	.200	-1.1672	.0951
.200	-.9639	.3807	.300	-1.0528	.3269	.300	-.9773	.0477
.400	-.7994	.3334	.450	-.8387	.2600	.400	-1.0659	.0049
.600	-.6200	.3235	.600	-.8015	.2584	.500	-1.1085	
.800	-.3379	.3092	.750	-.6985	.2624	.600	-1.2347	-.0230
.900	-.2315	.3172	.800	-.6157	.2456	.700	-1.3738	-.0162
.925	-.2095	.3554	.850	-.5345	.2081	.800	-1.4666	-.0160

(j) $\alpha = 15.22^\circ$

STATION 1			STATION 2			STATION 3		
X/C	CPU	CPL	X/C	CPU	CPL	X/C	CPU	CPL
.005	-.6297	.2610	.005	-3.1911	.2783	.010	-2.4908	.5081
.010	-.6618	.2502	.010	-2.3433	.4965	.025	-2.5562	.5406
.025	-.7059	.2149	.025	-1.3938	.4986	.050	-2.5015	.5265
.050	-.7464	.2422	.050	-1.0965	.4723	.100	-1.7357	.4717
.100	-.7894	.2567	.100	-.8951	.4274	.200	-.7508	.4160
.200	-.8106	.3025	.200	-.8085	.3585	.400	-.7042	.3556
.300	-.7503	.3175	.300	-.7727	.3569	.600	-.5614	.3471
.400	-.6675	.2881	.400	-.6638	.3324	.800	-.3508	.3431
.500	-.5733	.2725	.500	-.5506	.3104	.900	-.2910	.3533
.600	-.5060	.2812	.600	-.5329	.3414	.925	-.3139	.3978
.700	-.4824	.3007	.700					
.800	-.3922	-.0088	.800	-.3009	.3300			
.900	-.2828	.2917	.900	-.2212	.3514			
.950	-.2856	.3308	.925	-.2297	.3869			
.970	-.1962		.950	-.1948	.3944			

STATION 4			STATION 5			STATION 6		
X/C	CPU	CPL	X/C	CPU	CPL	X/C	CPU	CPL
.010	-2.0954	.4330	.025	-1.5742	.3649	.025	-1.2739	
.025	-2.1329	.5621	.050	-1.5425		.050	-1.2685	.3149
.050	-2.1577	.5556	.075	-1.5133	.3469	.100	-1.2620	
.100	-2.1867	.4864	.150	-1.4881	.4115	.200	-1.2449	.0813
.200	-1.8146	.4238	.300	-1.3620	.3463	.300	-1.1592	.0222
.400	-.6939	.3587	.450	-1.2105	.2755	.400	-1.1001	-.0271
.600	-.6204	.3419	.600	-1.0687	.2718	.500	-1.1449	
.800	-.3784	.3248	.750	-.8903	.2525	.600	-1.2826	-.0133
.900	-.3094	.3413	.800	-.8321	.2333	.700	-1.3171	-.0235
.925	-.3380	.3665	.850	-.7236	.1928	.800	-1.2146	-.0220

TABLE VIII.- Continued

(k) $\alpha = 17.42^\circ$

STATION 1			STATION 2			STATION 3		
X/C	CPU	CPL	X/C	CPU	CPL	X/C	CPU	CPL
.005	-.7829	.3036	.005	-2.7371	.1626	.010	-2.3499	.4811
.010	-.8131	.2857	.010	-2.7174	.4689	.025	-2.3956	.5562
.025	-.8733	.2623	.025	-3.2401	.5364	.050	-2.4301	.5447
.050	-.8950	.2947	.050	-2.5162	.5158	.100	-2.9414	.5018
.100	-.9908	.3091	.100	-.7594	.4798	.200	-.5960	.4446
.200	-.9765	.3506	.200	-.7384	.1832	.400	-.6840	.3758
.300	-.8775	.3574	.300	-.7403	.4019	.600	-.6185	.3550
.400	-.7678	.3304	.400	-.6883	.3656	.800	-.4038	.3574
.500	-.6753	.3095	.500	-.6100	.3391	.900	-.3346	.3454
.600	-.5838	.3220	.600	-.6074	.3467	.925	-.3438	.3865
.700	-.5297	.3277	.700					
.800	-.4392	.0077	.800	-.3626	.3309			
.900	-.3257	.3005	.900	-.2478	.3376			
.950	-.3329	.3498	.925	-.2254	.3745			
.970	-.2302		.950	-.1732	.3816			

STATION 4			STATION 5			STATION 6		
X/C	CPU	CPL	X/C	CPU	CPL	X/C	CPU	CPL
.010	-1.9466	.3902	.025	-1.2529	.3803	.025	-1.0880	
.025	-1.9561	.5686	.050	-1.2333		.050	-1.0625	.3826
.050	-1.9462	.5635	.075	-1.2470	.3415	.100	-1.0633	
.100	-1.9308	.5619	.150	-1.2113	.4248	.200	-1.0504	.1192
.200	-2.0255	.4530	.300	-1.1326	.3607	.300	-1.0404	.0754
.400	-1.2884	.3830	.450	-1.0594	.2846	.400	-1.0005	.0306
.600	-.7831	.3496	.600	-1.0168	.2723	.500	-.9847	
.800	-.5510	.3173	.750	-.9490	.2409	.600	-.9409	.0286
.900	-.4760	.3226	.800	-.9238	.2109	.700	-.9014	.0163
.925	-.5205	.3566	.850	-.8626	.1534	.800	-.8734	-.0047

(l) $\alpha = 19.61^\circ$

STATION 1			STATION 2			STATION 3		
X/C	CPU	CPL	X/C	CPU	CPL	X/C	CPU	CPL
.005	-.9241	.3255	.005	-2.7042	.0968	.010	-2.3192	.4512
.010	-.9587	.3191	.010	-2.7712	.4310	.025	-2.3541	.5700
.025	-1.0099	.2953	.025	-3.0454	.5419	.050	-2.4167	.5821
.050	-1.0450	.3224	.050	-3.6204	.5421	.100	-3.0980	.5460
.100	-1.1386	.3428	.100	-.6933	.5150	.200	-1.5662	.4873
.200	-1.1222	.3850	.200	-.7460	.2016	.400	-.7610	.4062
.300	-1.0169	.3924	.300	-.7879	.4283	.600	-.6808	.3776
.400	-.8799	.3658	.400	-.7696	.3860	.800	-.4705	.3458
.500	-.7486	.3372	.500	-.7050	.3635	.900	-.3896	.3373
.600	-.6455	.3427	.600	-.6714	.3753	.925	-.4033	.3746
.700	-.5846	.3455	.700					
.800	-.4865	.0095	.800	-.4269	.3388			
.900	-.3527	.3135	.900	-.3135	.3316			
.950	-.3526	.3610	.925	-.2899	.3653			
.970	-.2484		.950	-.2407	.3708			

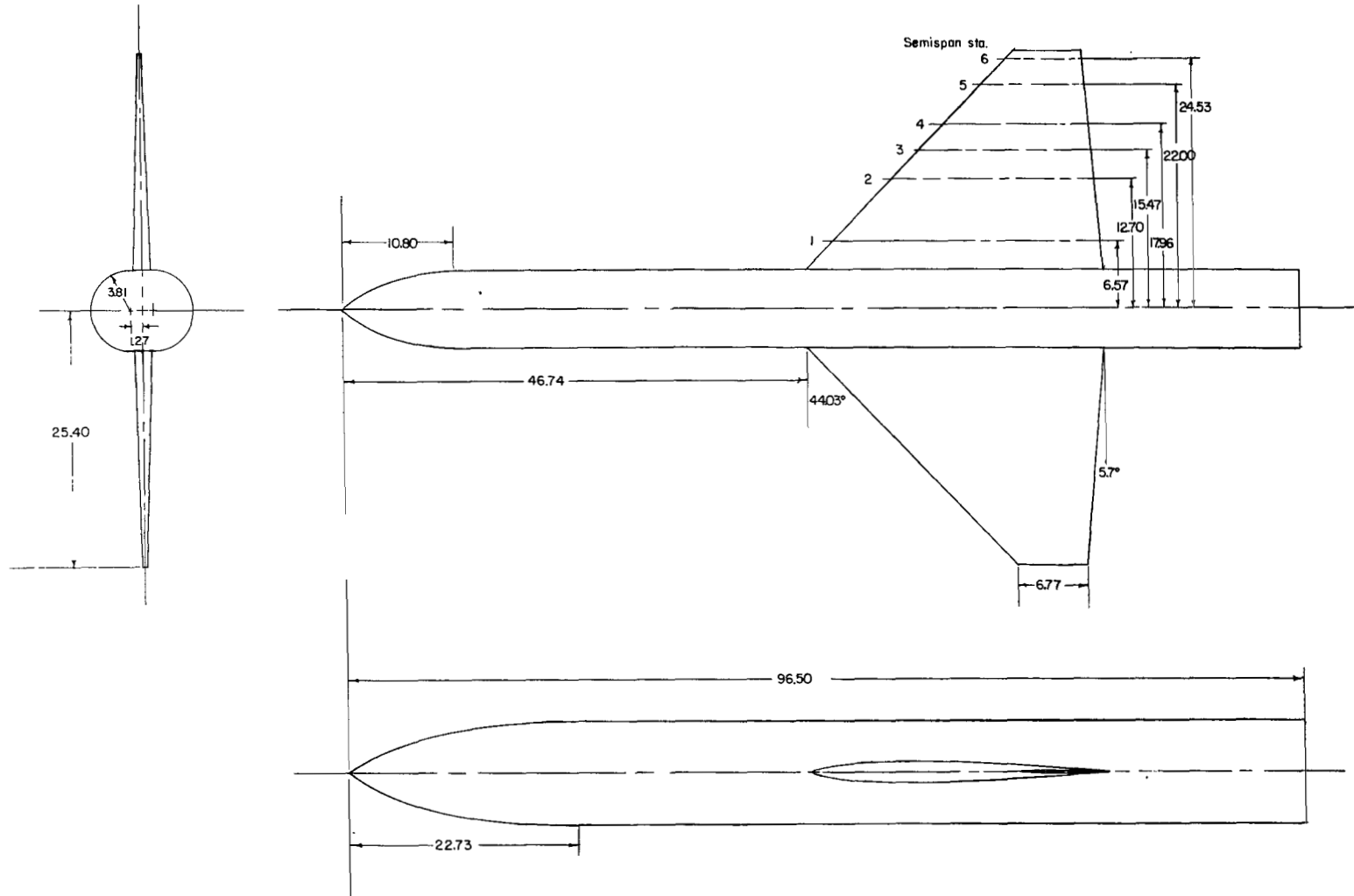
STATION 4			STATION 5			STATION 6		
X/C	CPU	CPL	X/C	CPU	CPL	X/C	CPU	CPL
.010	-1.7493	.3730	.025	-1.2098	.3421	.025	-1.0368	
.025	-1.7677	.5808	.050	-1.2101		.050	-1.0541	.3642
.050	-1.7913	.5832	.075	-1.1821	.3594	.100	-1.0289	
.100	-1.8245	.5793	.150	-1.1775	.4535	.200	-1.0266	.1463
.200	-1.8871	.4797	.300	-1.1158	.3788	.300	-.9816	.0921
.400	-1.4194	.4042	.450	-1.0877	.3066	.400	-.9311	.0497
.600	-1.0386	.3636	.600	-1.0326	.2877	.500	-.8971	
.800	-.6847	.3226	.750	-.9968	.2496	.600	-.8749	.0333
.900	-.5702	.3094	.800	-.9701	.2099	.700	-.8485	.0261
.925	-.6283	.3453	.850	-.8869	.1521	.800	-.8218	-.0011

TABLE VIII. - Concluded

(m) $\alpha = 21.77^\circ$

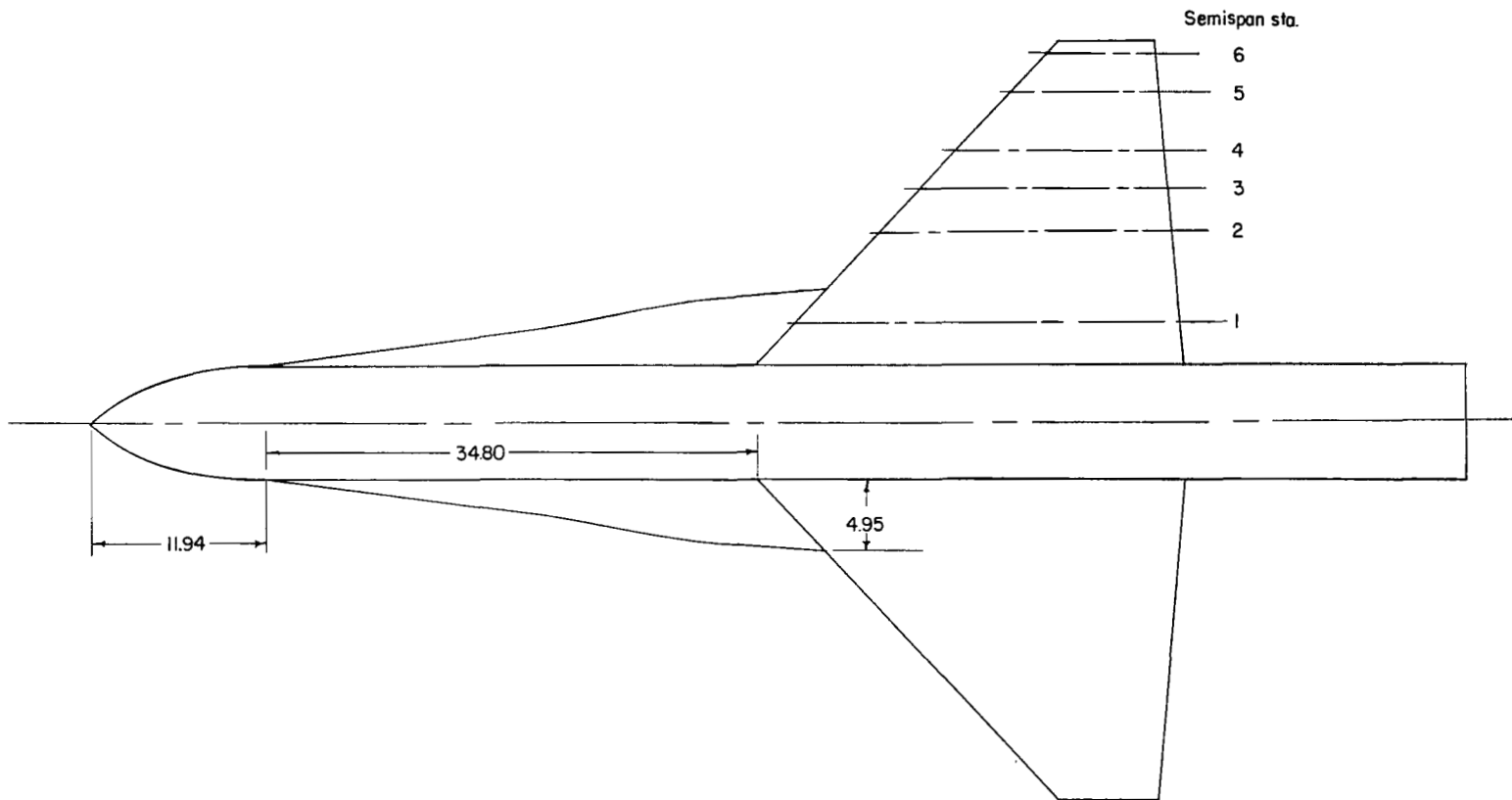
STATION 1			STATION 2			STATION 3		
X/C	CPU	CPL	X/C	CPU	CPL	X/C	CPU	CPL
.005	-1.0632	.3611	.005	-3.0079	-.0021	.010	-2.0299	.4464
.010	-1.0886	.3459	.010	-3.0312	.3981	.025	-2.0047	.5776
.025	-1.1664	.3248	.025	-3.0579	.5501	.050	-1.9358	.6029
.050	-1.2085	.3625	.050	-3.5501	.5690	.100	-2.0440	.5628
.100	-1.3000	.3822	.100	-1.3002	.5446	.200	-1.9889	.5030
.200	-1.2717	.4247	.200	-.8017	.2156	.400	-.9736	.4120
.300	-1.1445	.4247	.300	-.9670	.4588	.600	-.8094	.3682
.400	-.9987	.3451	.400	-.9251	.4159	.800	-.6068	.2988
.500	-.8550	.3636	.500	-.8691	.3681	.900	-.5003	.2840
.600	-.7281	.3607	.600	-.8196	.3725	.925	-.5308	.3191
.700	-.6674	.3626	.700					
.800	-.5586	.0086	.800	-.6028	.3191			
.900	-.4153	.3239	.900	-.4942	.2934			
.950	-.3799	.3651	.925	-.4945	.3301			
.970	-.2689		.950	-.4454	.3238			

STATION 4			STATION 5			STATION 6		
X/C	CPU	CPL	X/C	CPU	CPL	X/C	CPU	CPL
.010	-1.6584	.3582	.025	-1.1574	.2999	.025	-.9243	
.025	-1.6604	.5785	.050	-1.1472		.050	-.9166	.3537
.050	-1.6738	.5799	.075	-1.1303	.3600	.100	-.9147	
.100	-1.6152	.5793	.150	-1.1218	.4644	.200	-.9082	.1578
.200	-1.5387	.5371	.300	-1.0581	.3832	.300	-.8638	.1021
.400	-1.2906	.4135	.450	-.9918	.3003	.400	-.8369	.0579
.600	-1.0412	.3515	.600	-.9467	.2735	.500	-.8078	
.800	-.7916	.2894	.750	-.8828	.2360	.600	-.7905	.0374
.900	-.7361	.2508	.800	-.8756	.1926	.700	-.7584	.0204
.925	-.7841	.2863	.850	-.8277	.1467	.800	-.7430	-.0016



(a) Model with strake off.

Figure 1.- Drawing of the model. All dimensions are in centimeters.



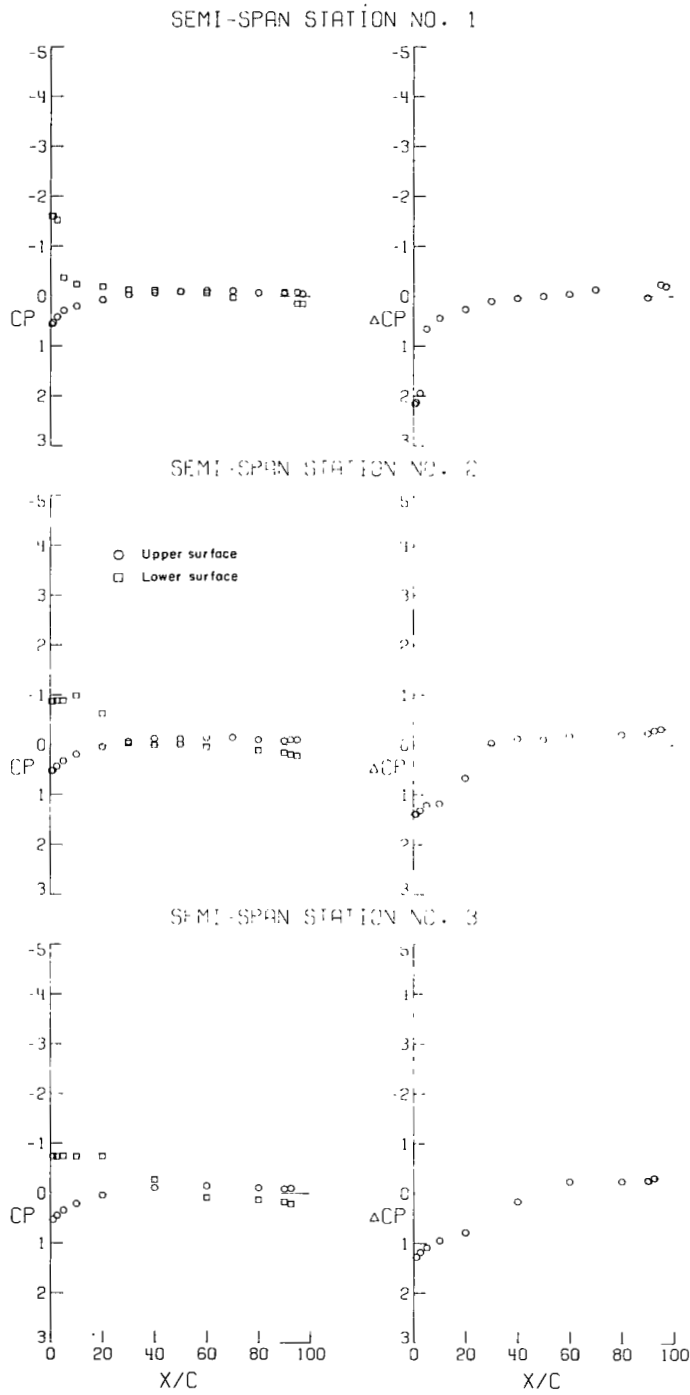
(b) Model with strake on.

Figure 1.- Concluded.



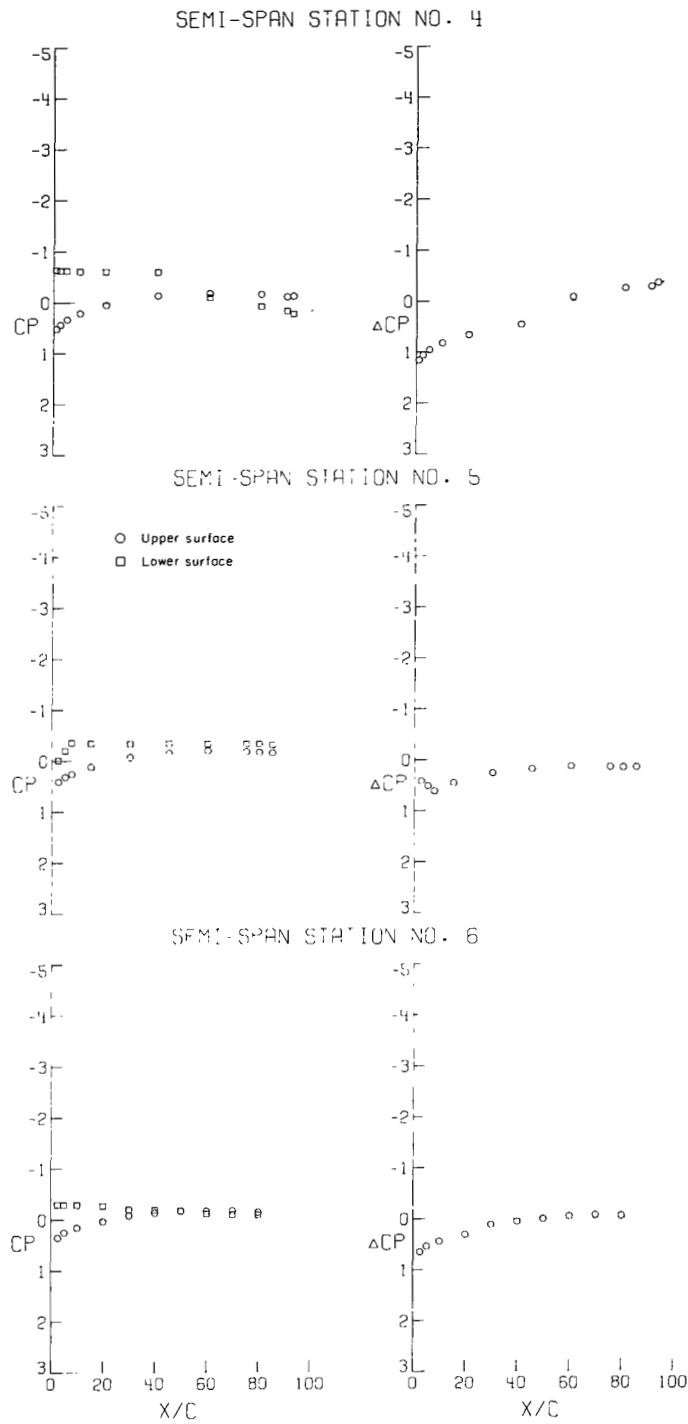
L-71-8385

Figure 2.- Photograph of model in Langley high-speed 7- by 10-foot tunnel.



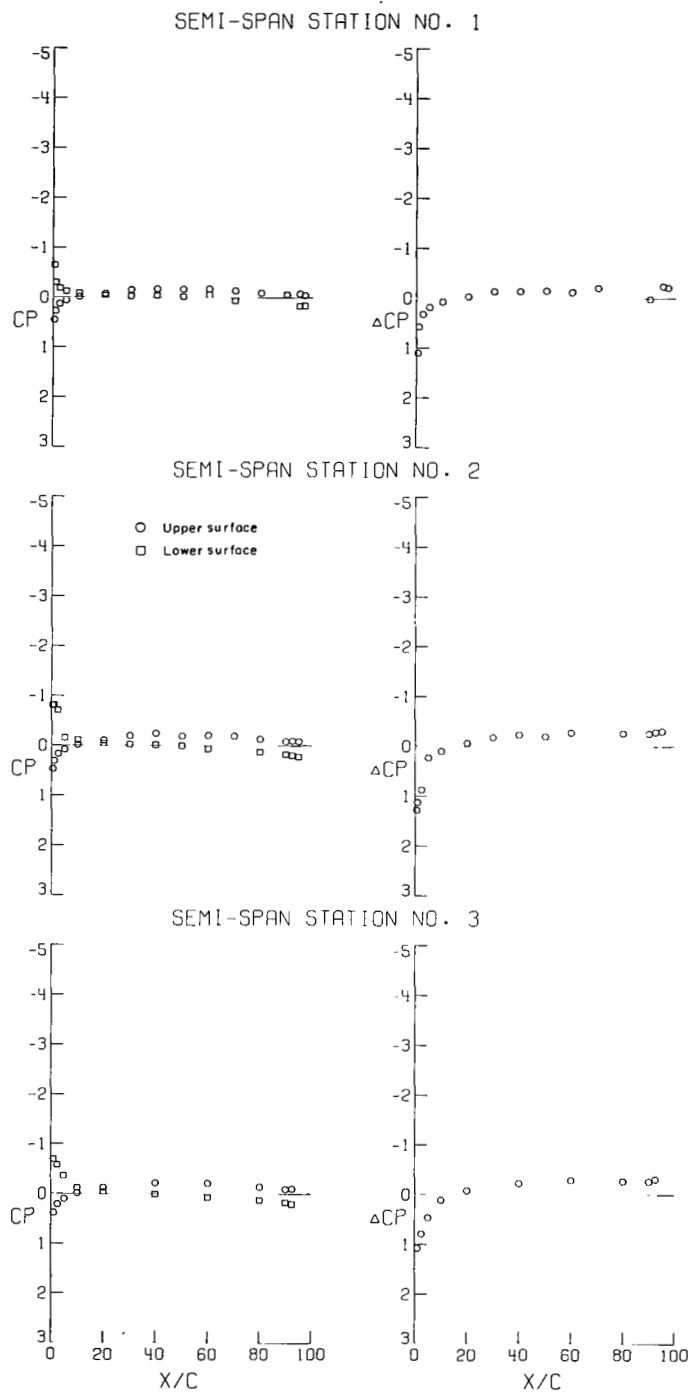
(a) $\alpha = -3.90^\circ$.

Figure 3.- Pressure distributions at a Mach number of 0.40 for the model with strakes off. $C_{L,d} = 0.35$.



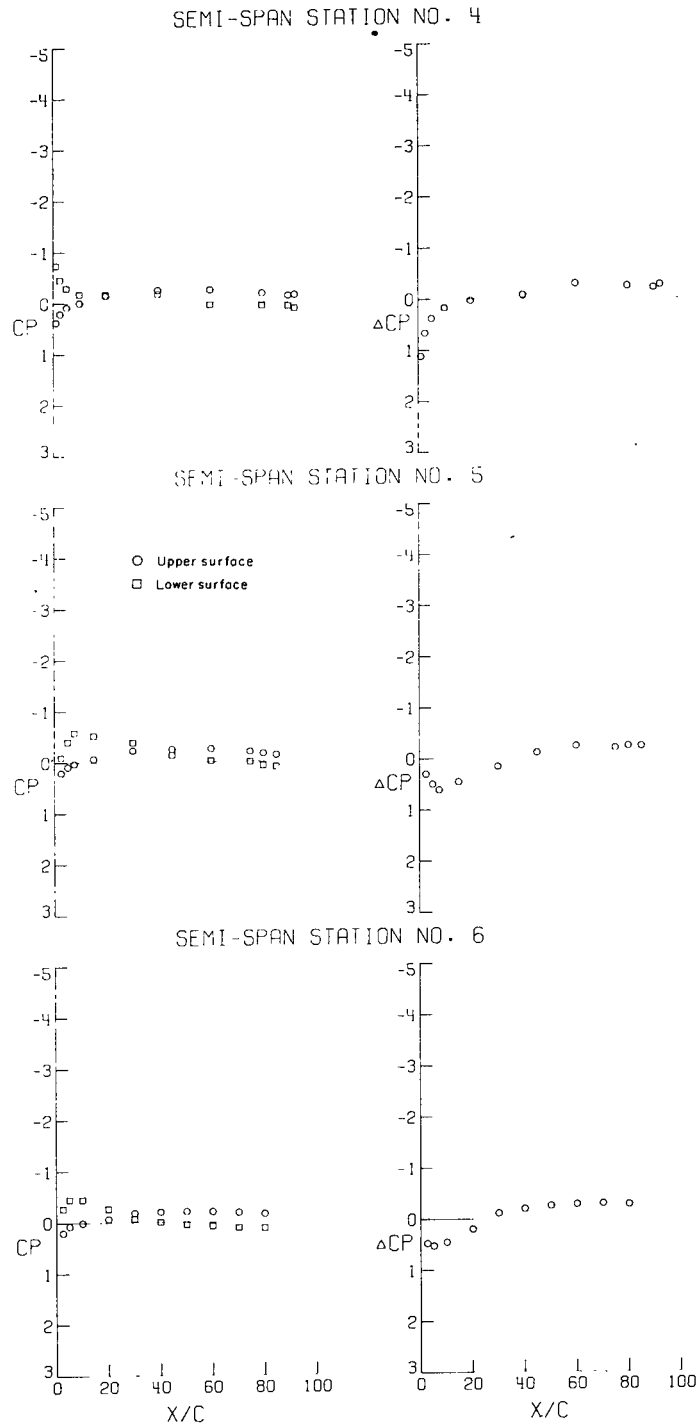
(a) Concluded.

Figure 3.- Continued.



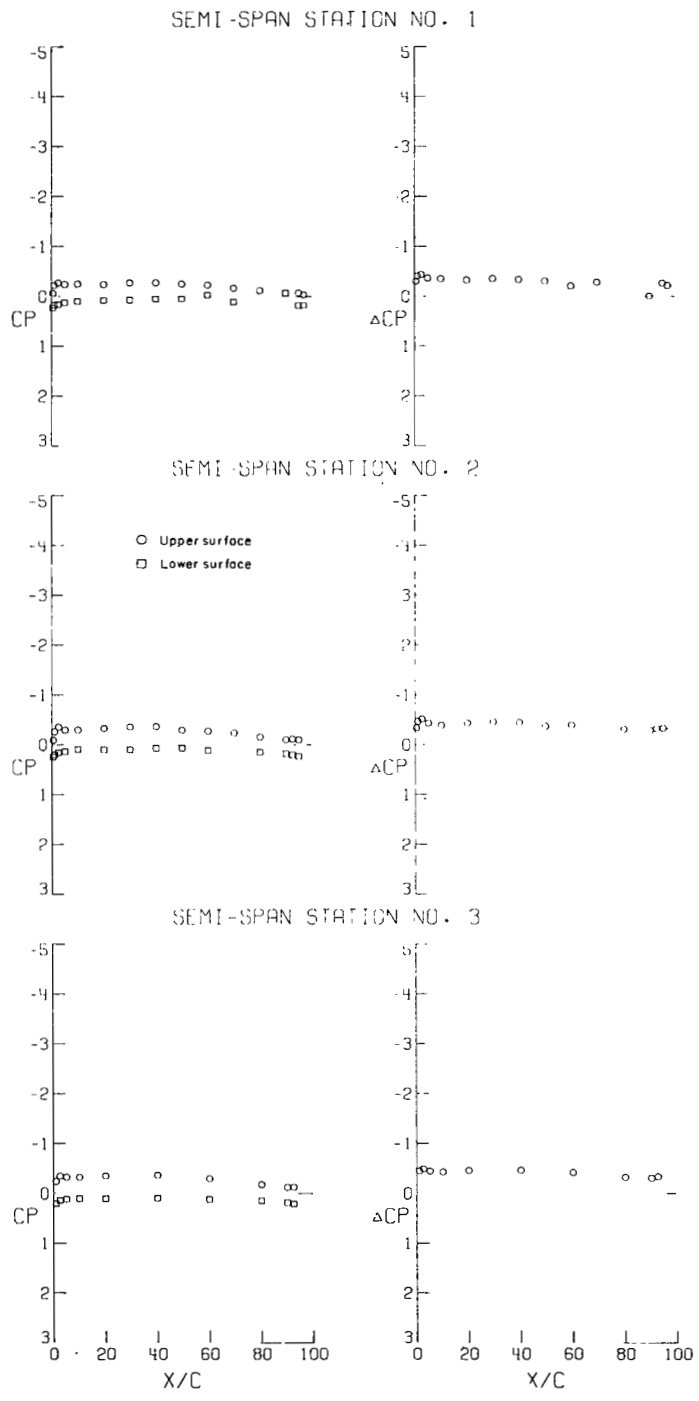
(b) $\alpha = 0.03^\circ$.

Figure 3.- Continued.



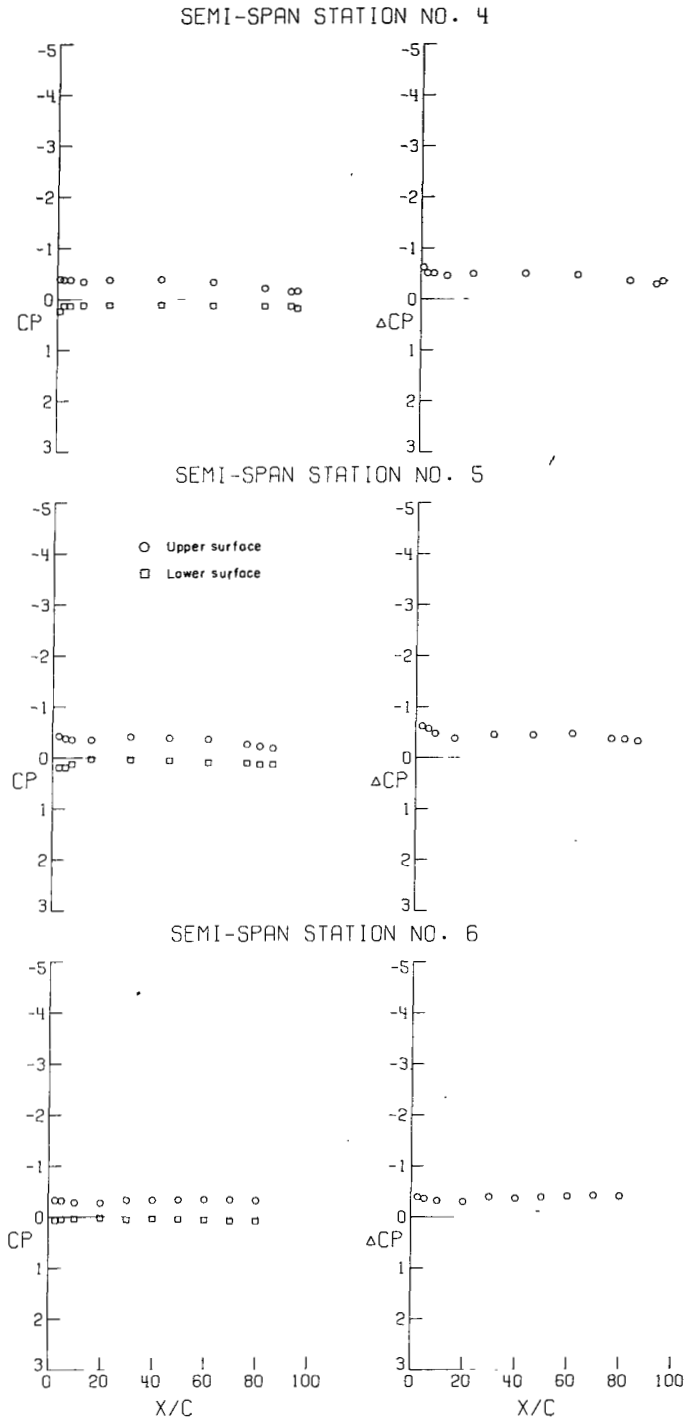
(b) Concluded.

Figure 3.- Continued.



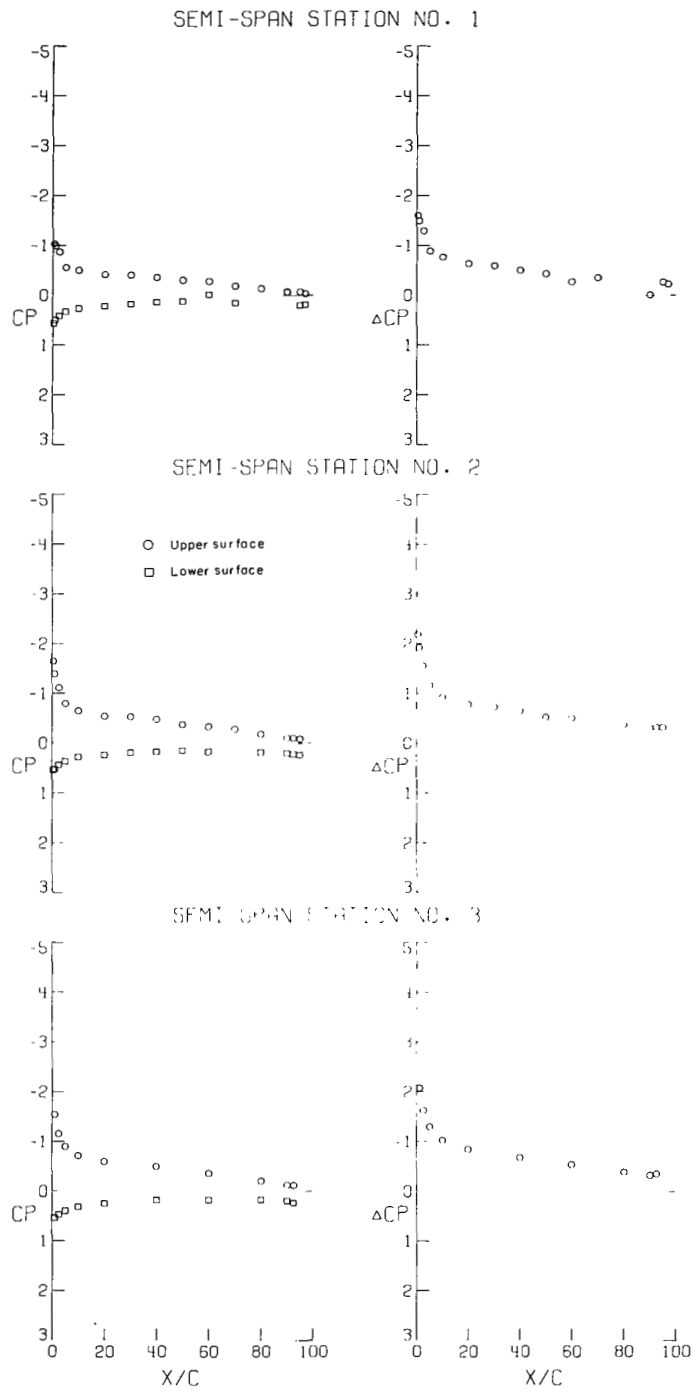
(c) $\alpha = 4.09^\circ$.

Figure 3.- Continued.



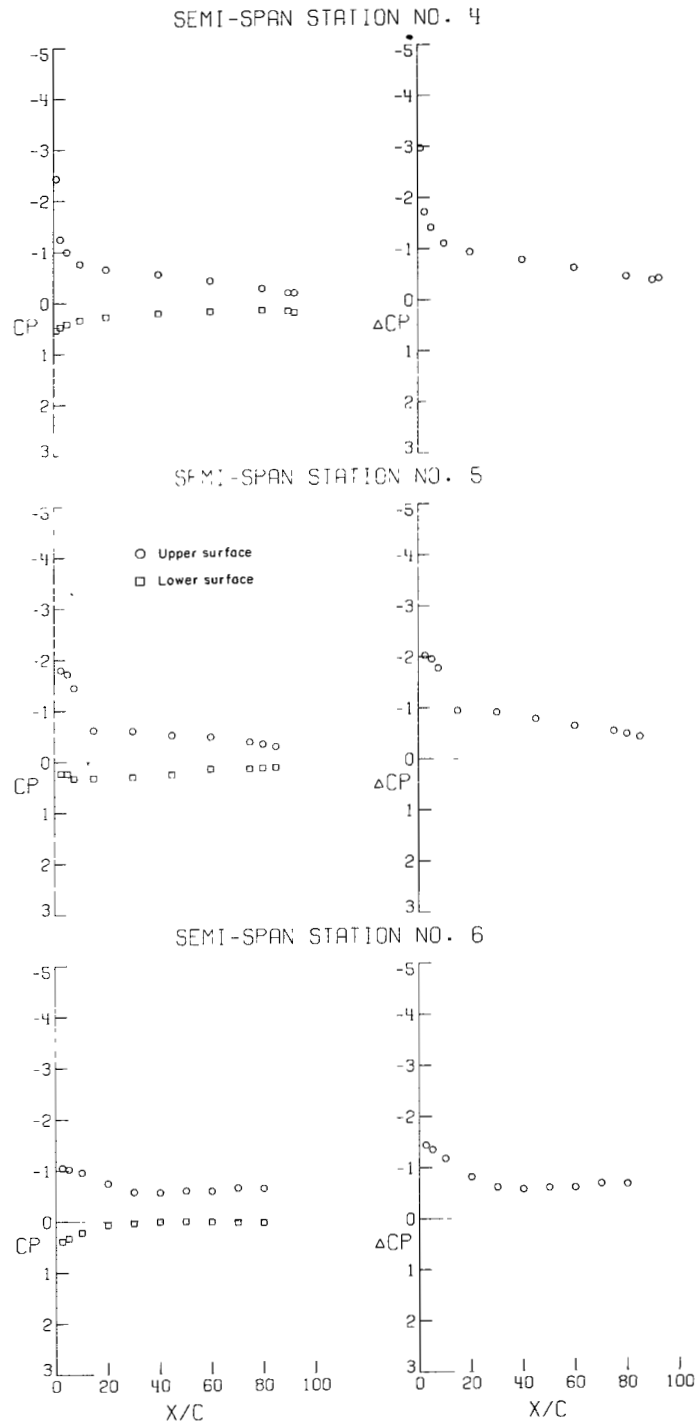
(c) Concluded.

Figure 3.- Continued.



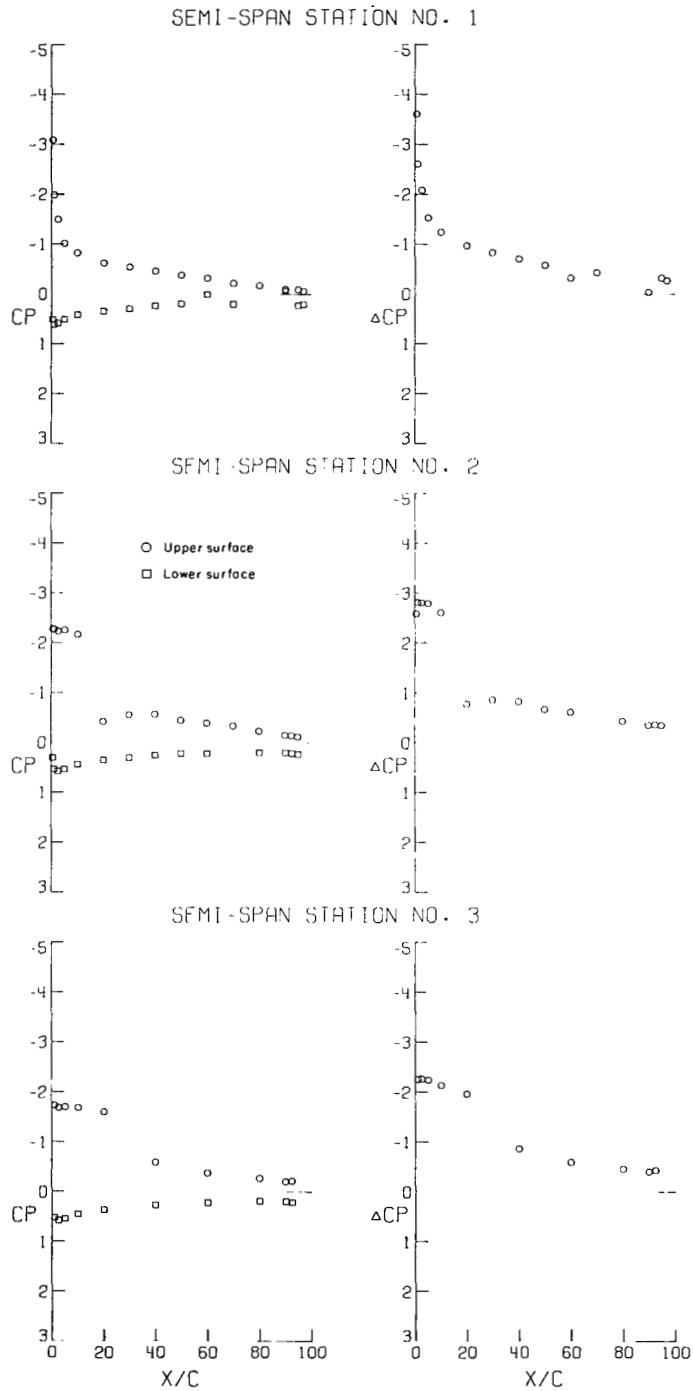
(d) $\alpha = 8.31^\circ$.

Figure 3.- Continued.



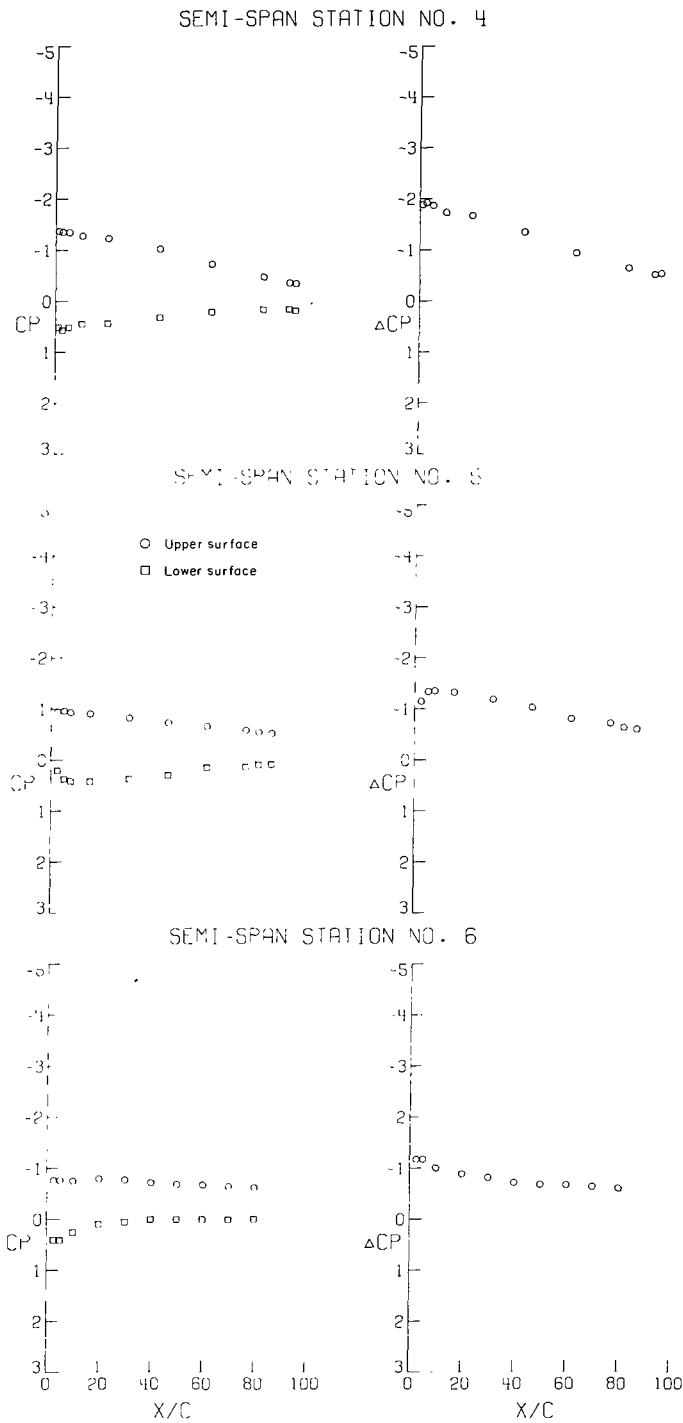
(d) Concluded.

Figure 3.- Continued.



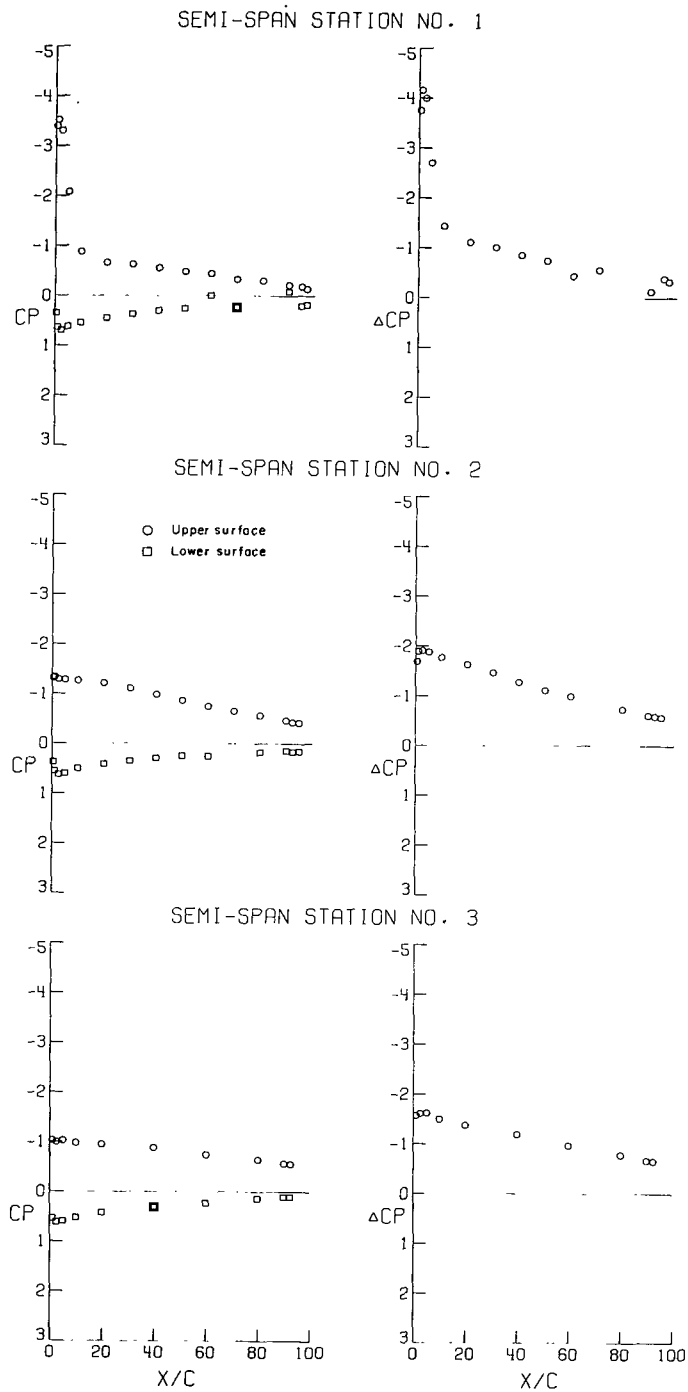
(e) $\alpha = 12.70^\circ$.

Figure 3.- Continued.



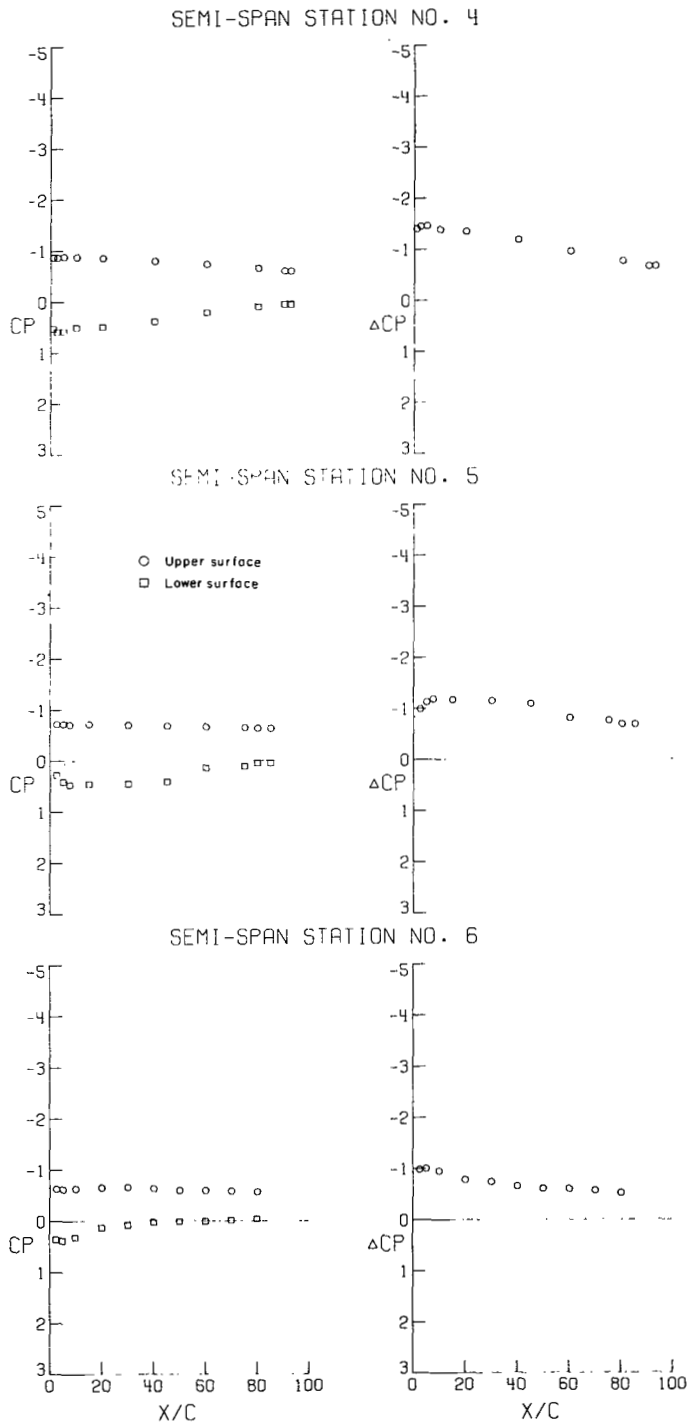
(e) Concluded.

Figure 3.- Continued.



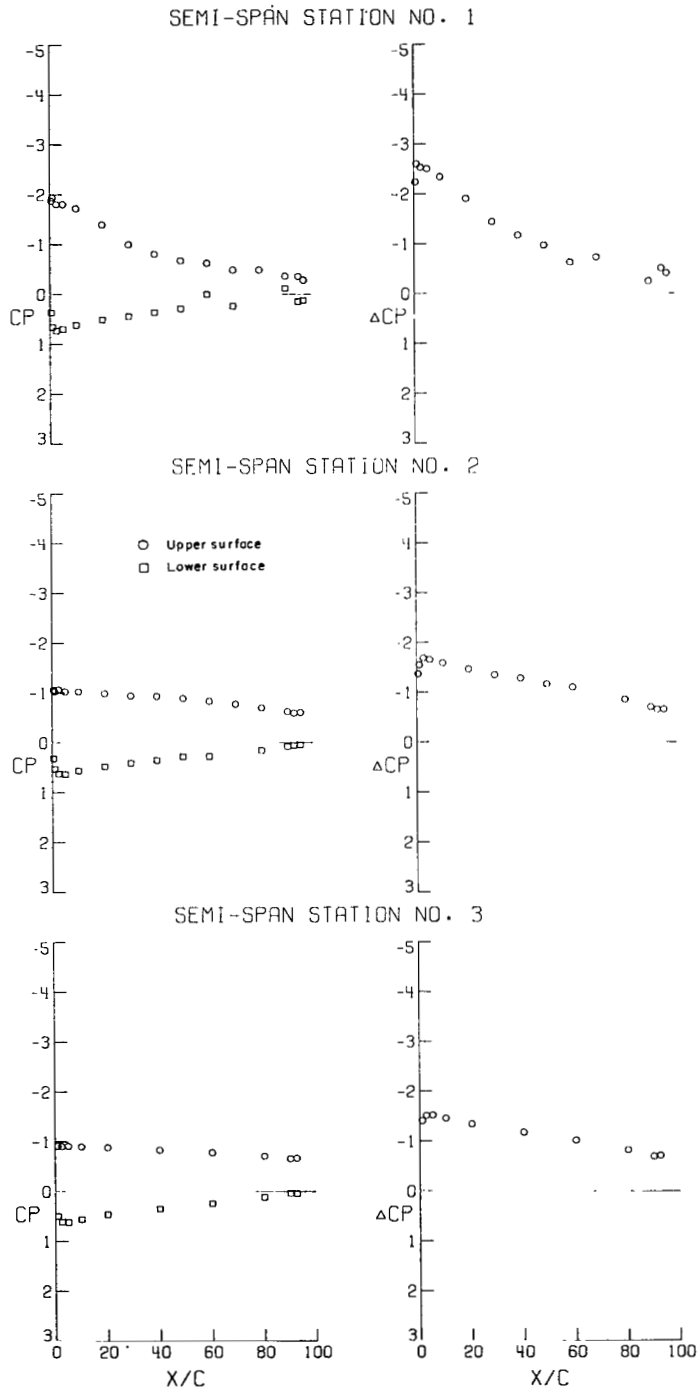
(f) $\alpha = 17.05^\circ$.

Figure 3. - Continued.



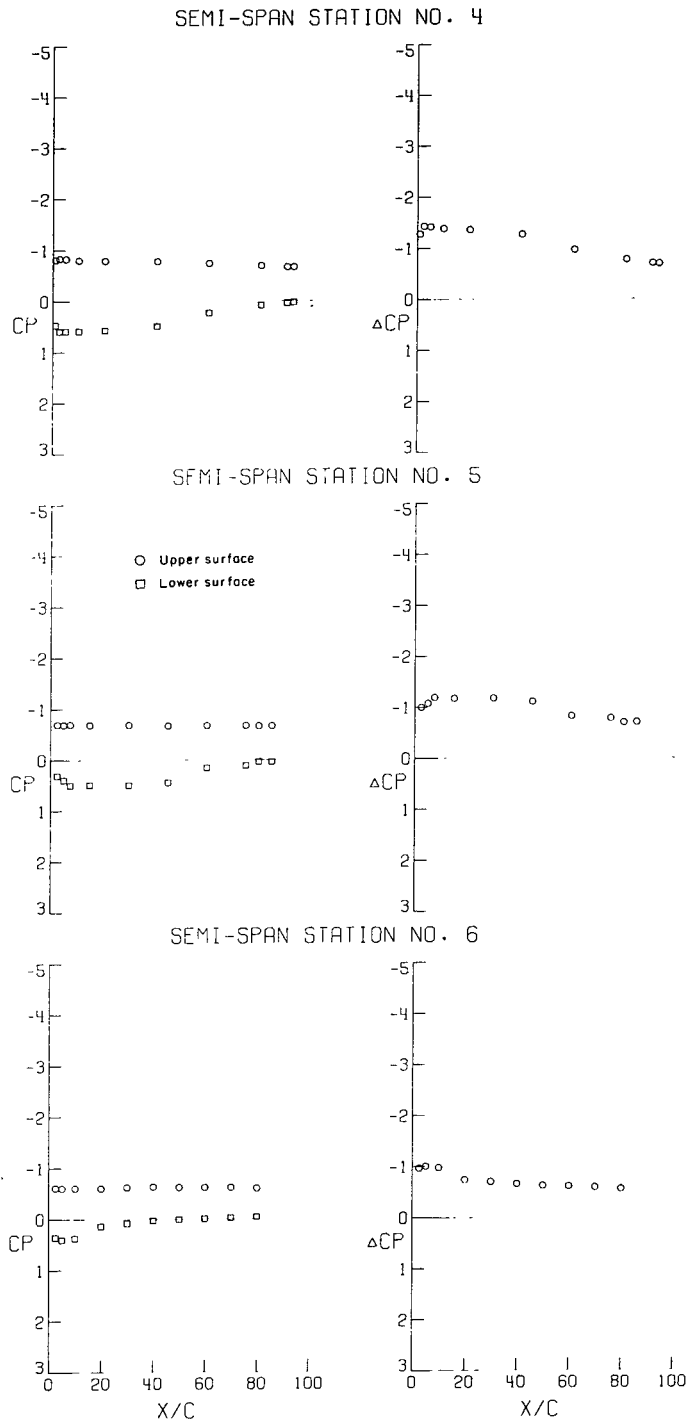
(f) Concluded.

Figure 3.- Continued.



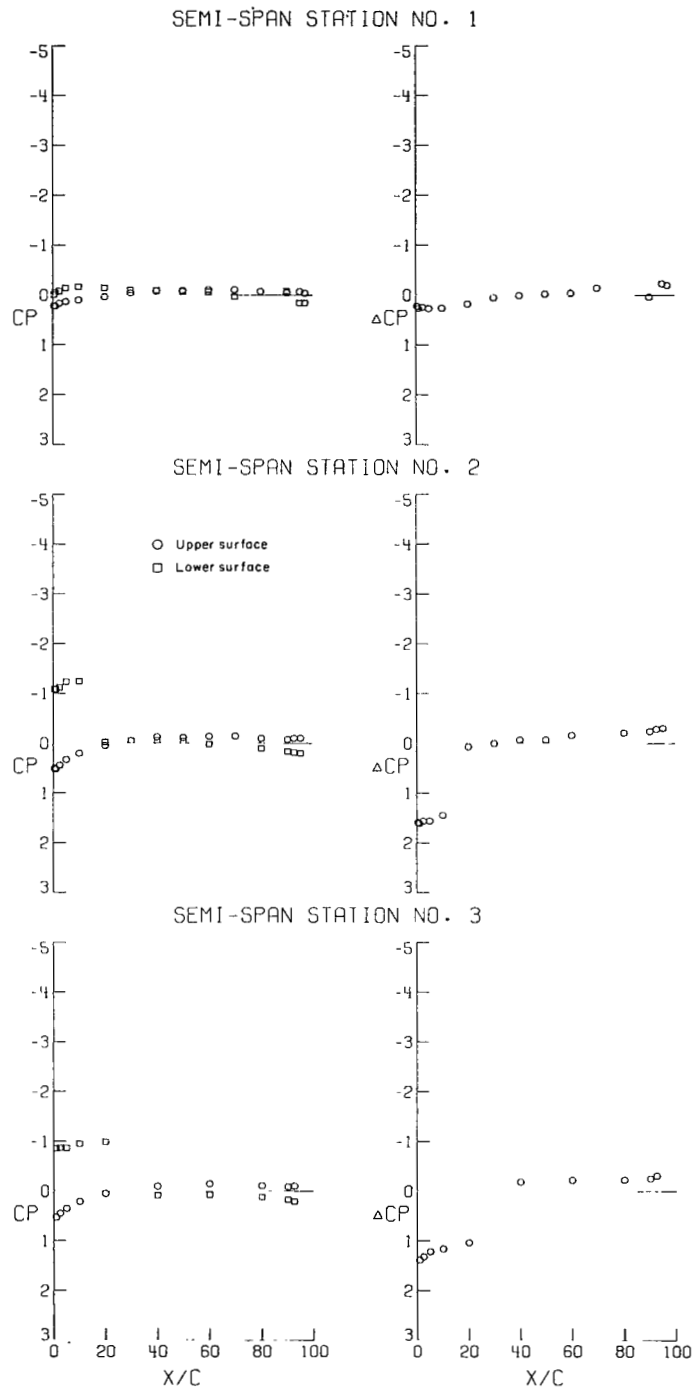
(g) $\alpha = 21.20^\circ$.

Figure 3.- Continued.



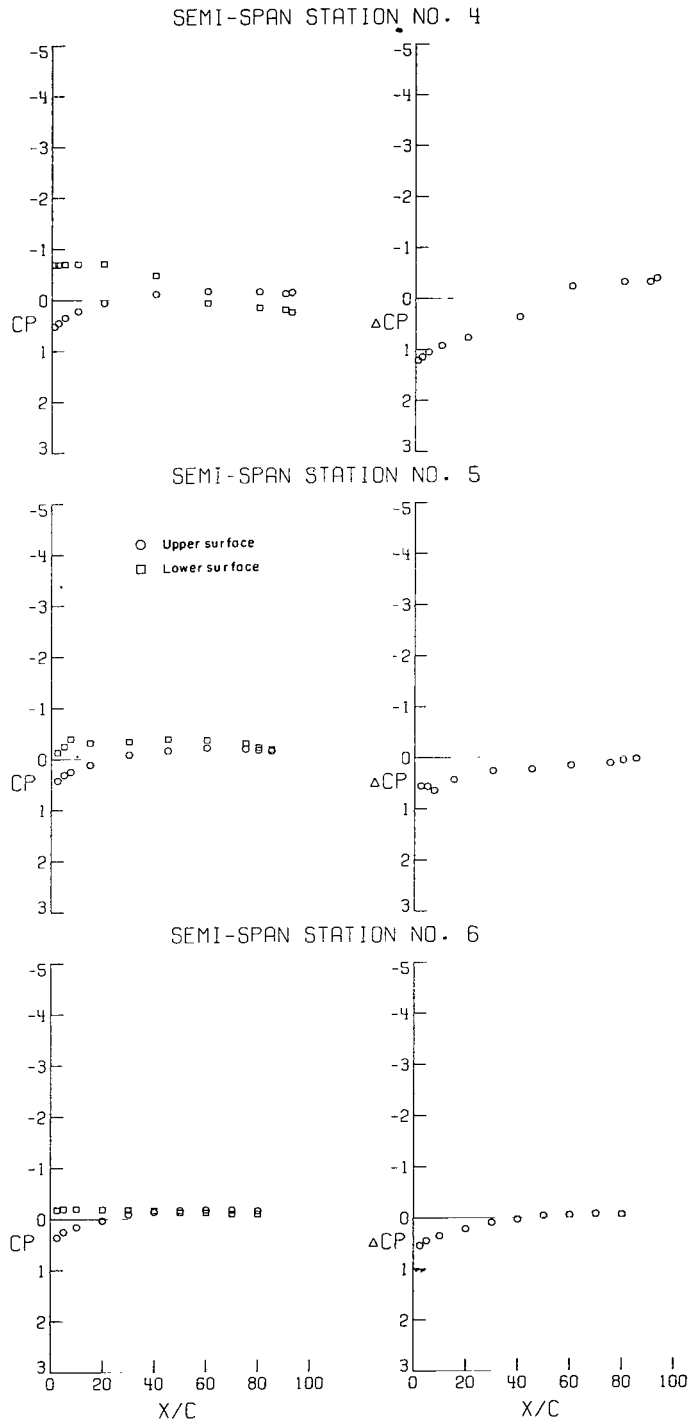
(g) Concluded.

Figure 3.- Concluded.



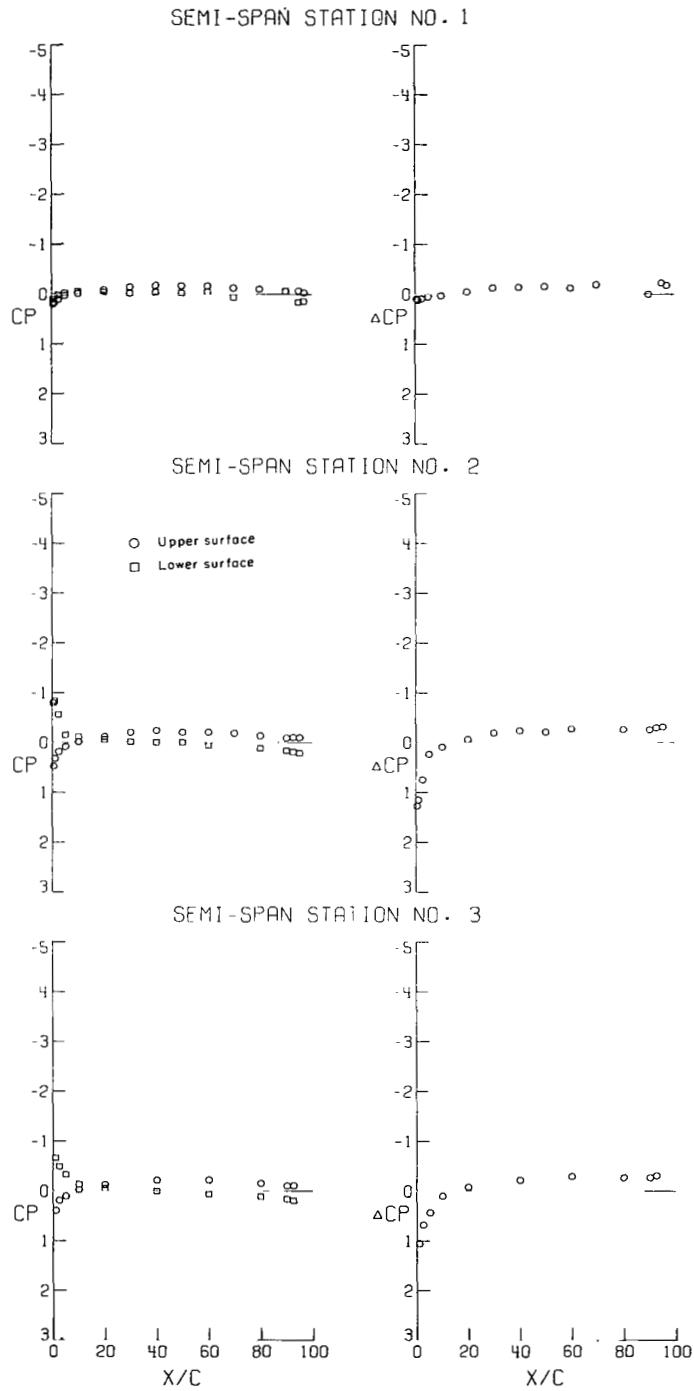
(a) $\alpha = -3.94^\circ$.

Figure 4.- Pressure distributions at a Mach number of 0.40 for the model with strakes on. $C_{L,d} = 0.35$.



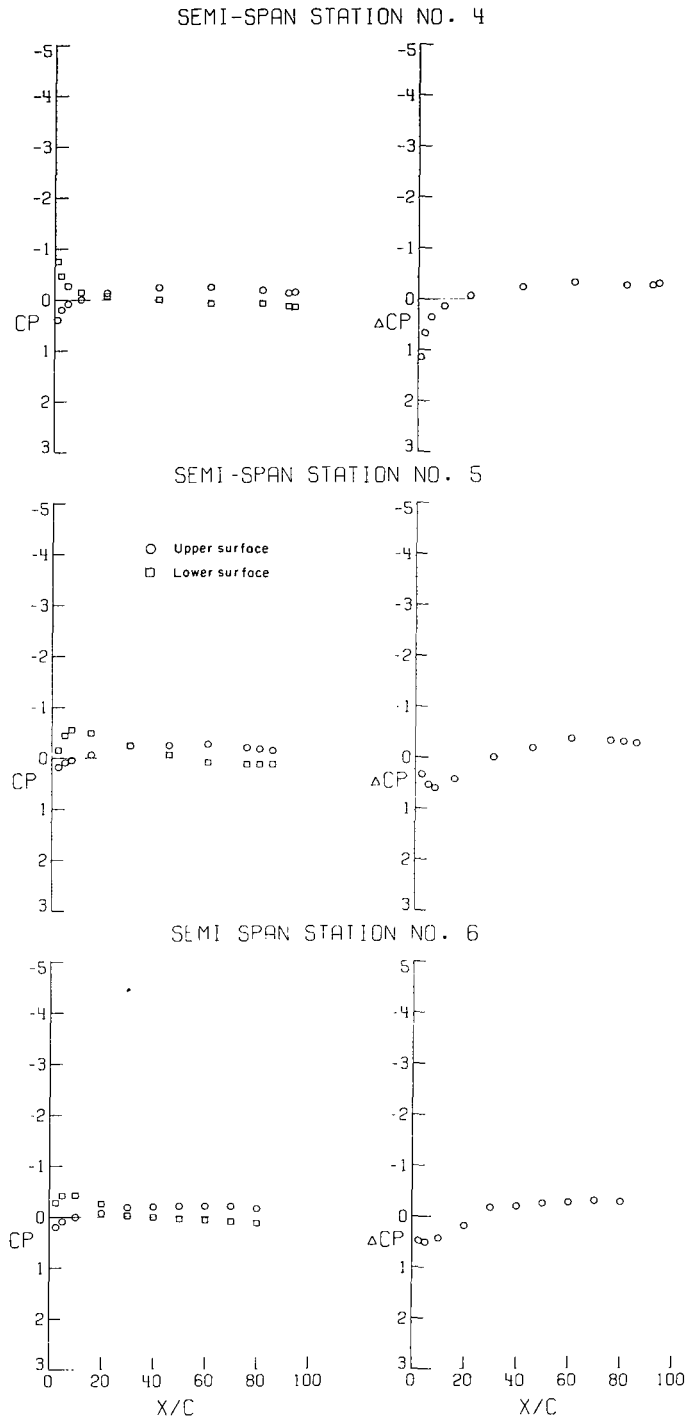
(a) Concluded.

Figure 4.- Continued.



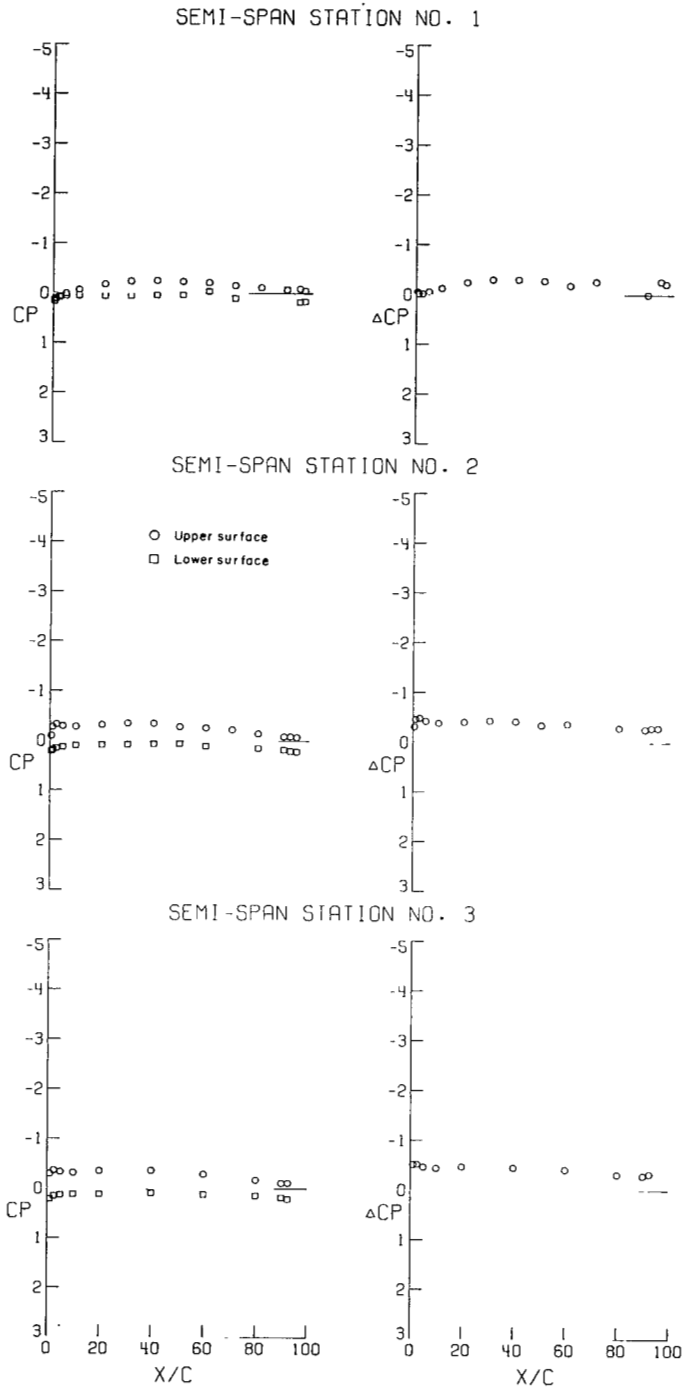
(b) $\alpha = 0.03^\circ$.

Figure 4.- Continued.



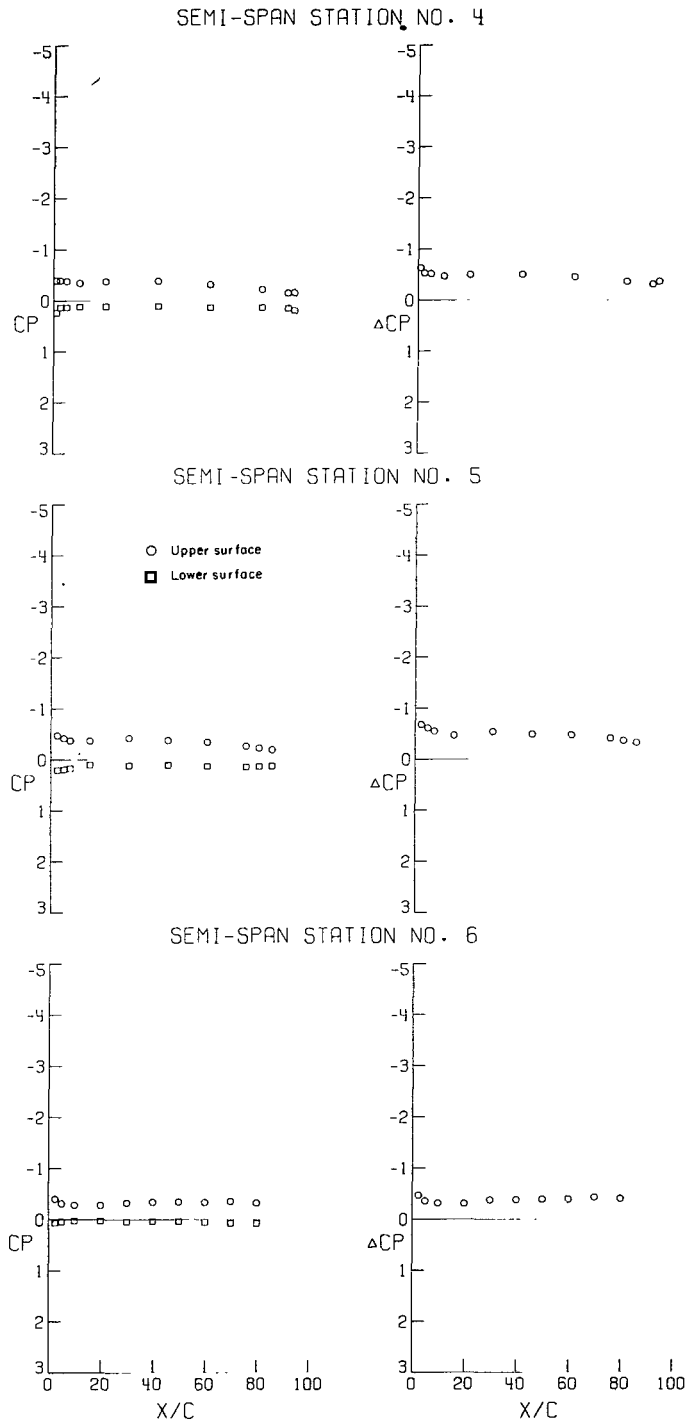
(b) Concluded.

Figure 4.- Continued.



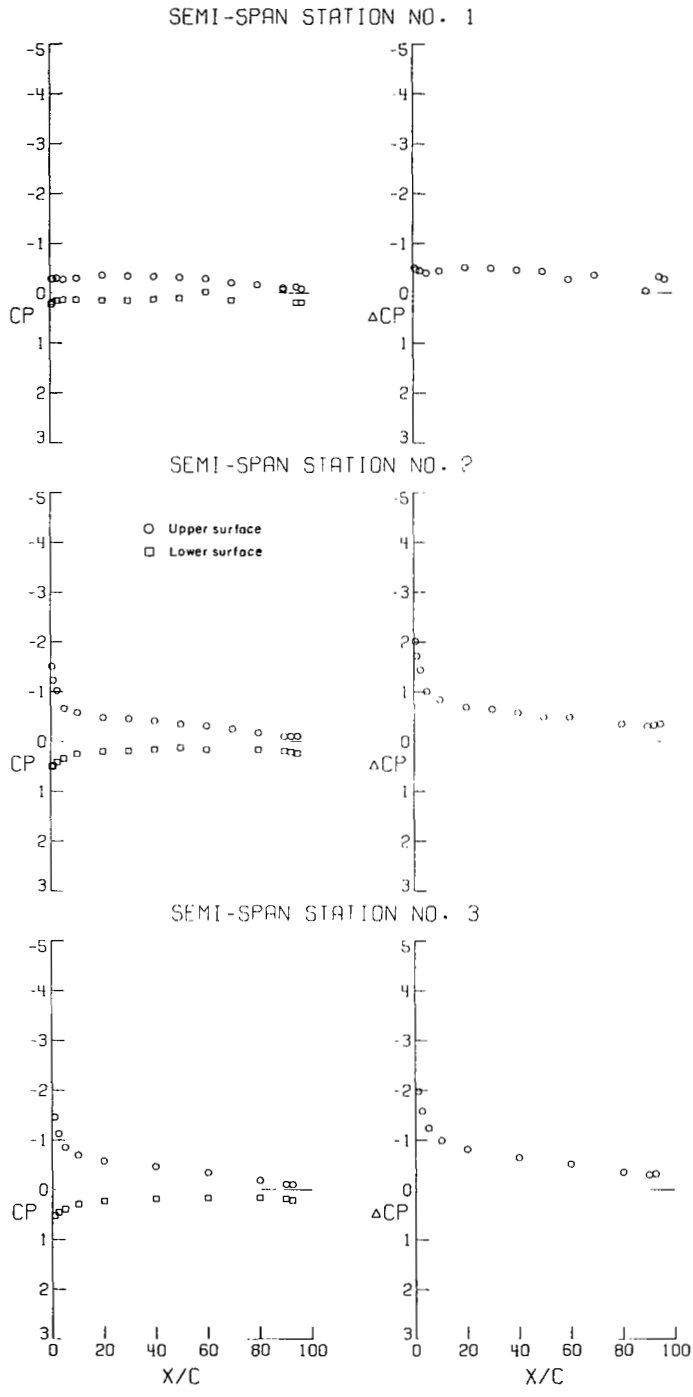
(c) $\alpha = 4.10^\circ$.

Figure 4.- Continued.



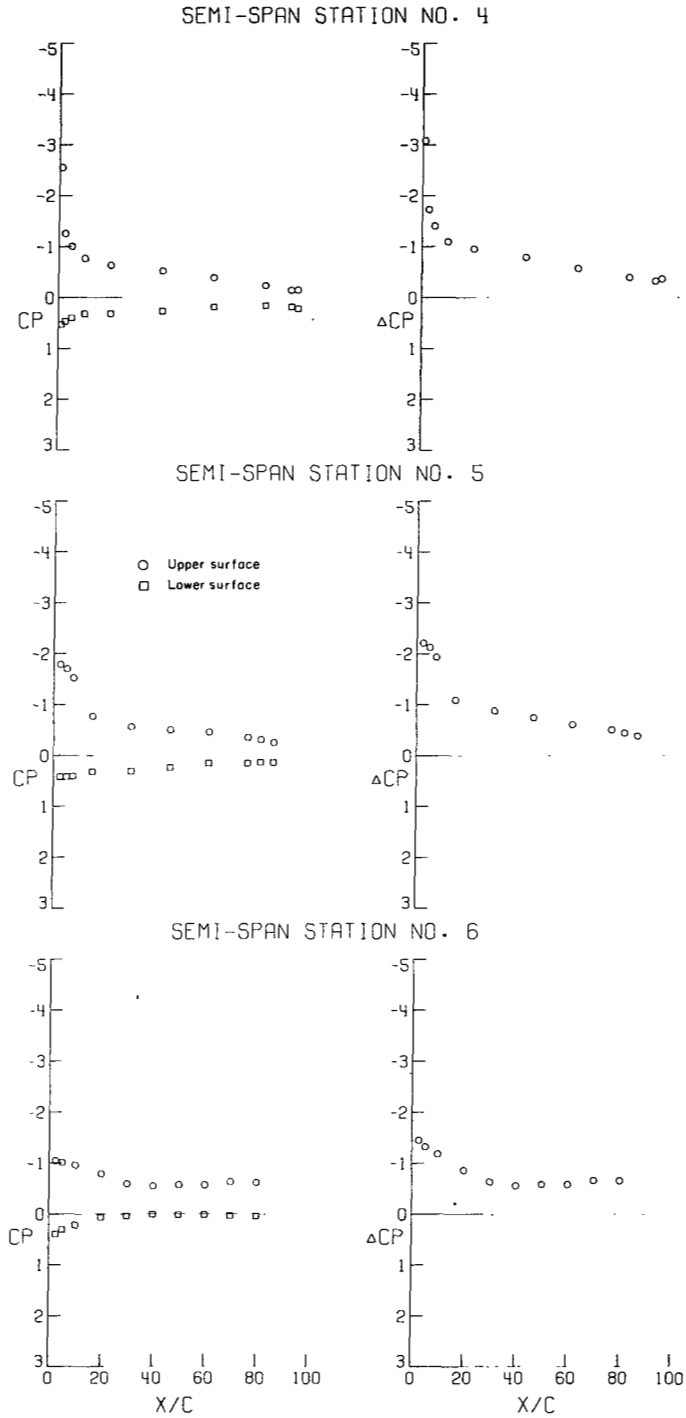
(c) Concluded.

Figure 4.- Continued.



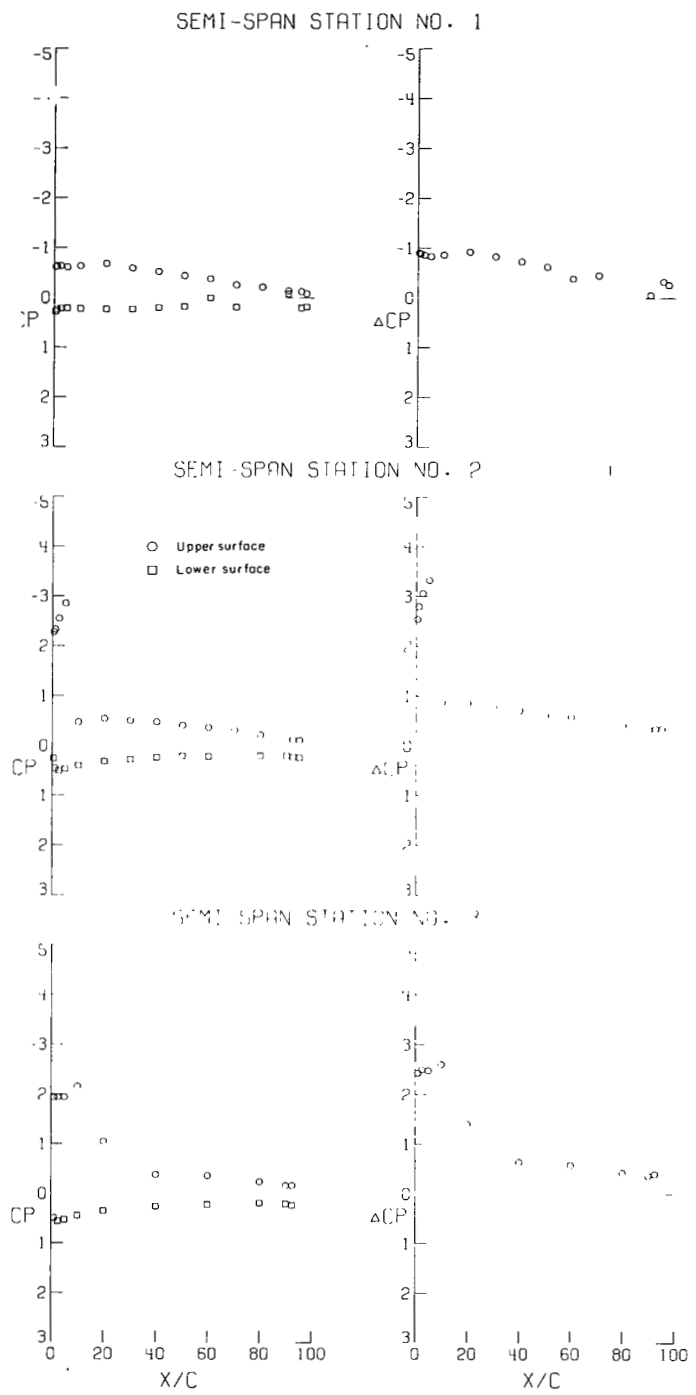
(d) $\alpha = 8.39^\circ$.

Figure 4.- Continued.



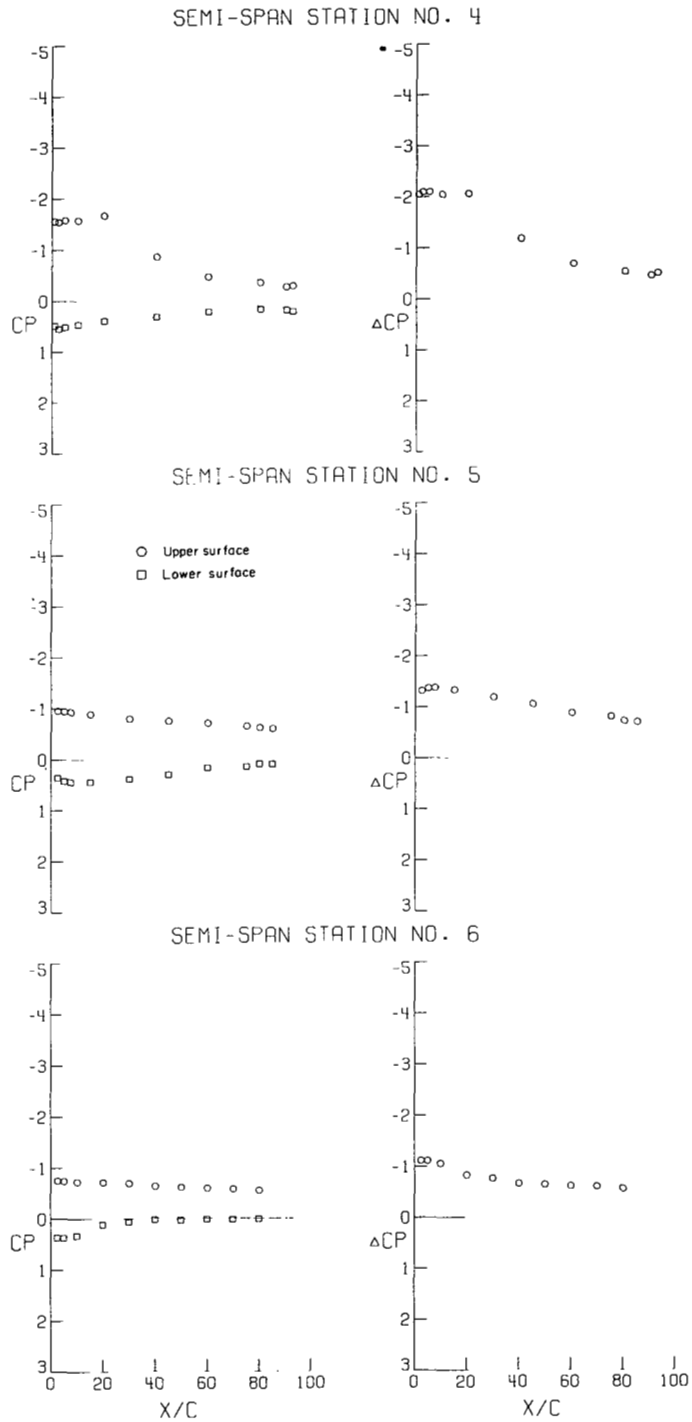
(d) Concluded.

Figure 4.- Continued.



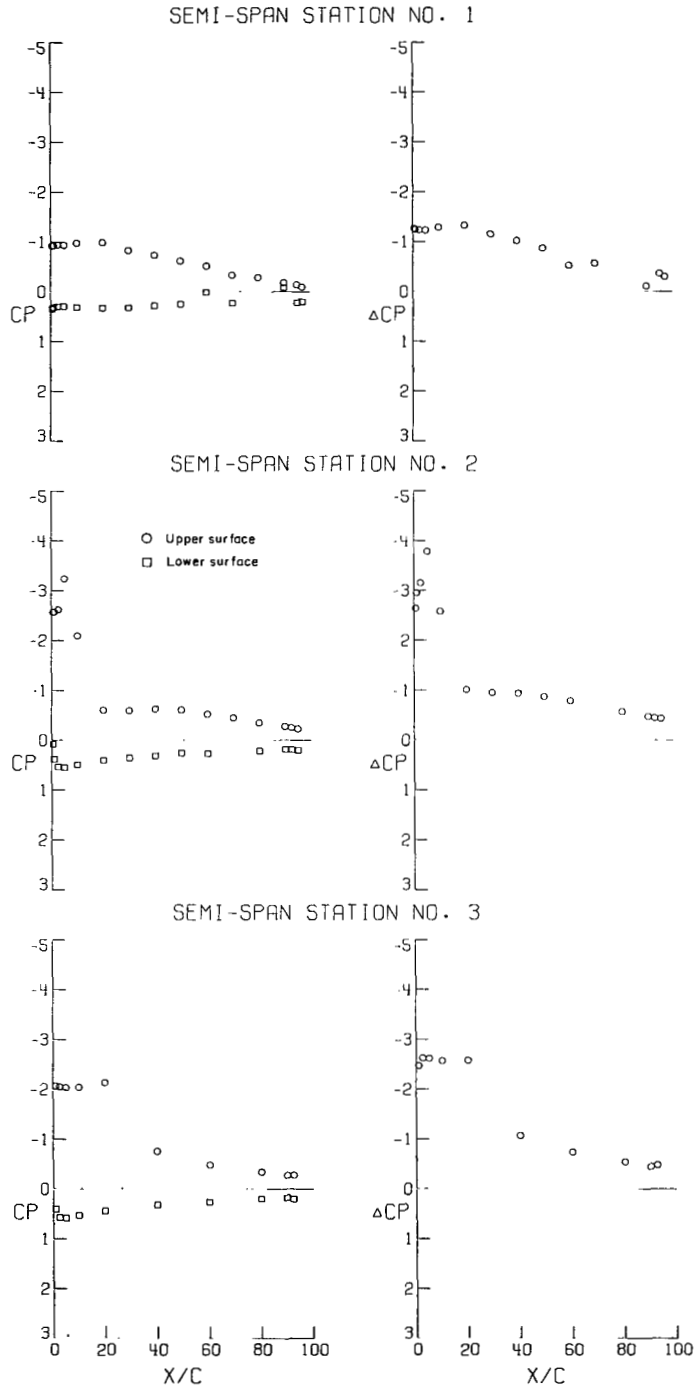
(e) $\alpha = 12.86^\circ$.

Figure 4.- Continued.



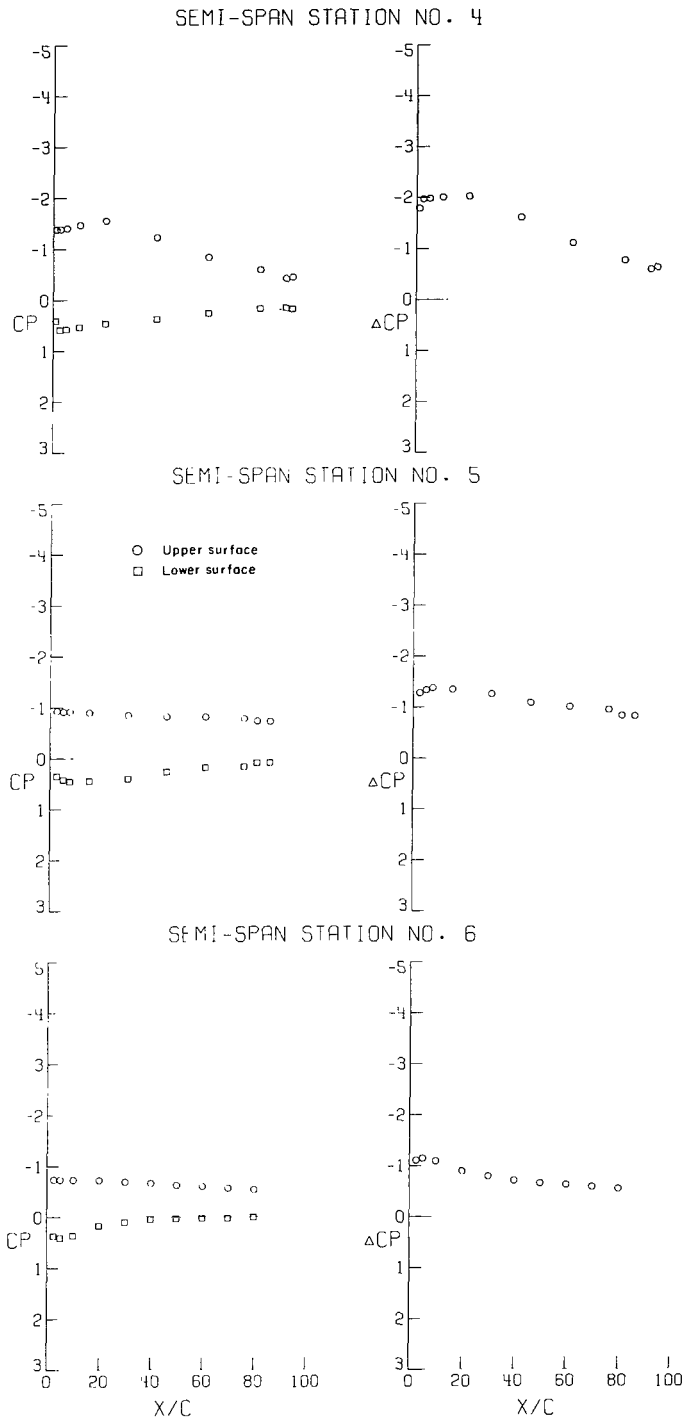
(e) Concluded.

Figure 4.- Continued.



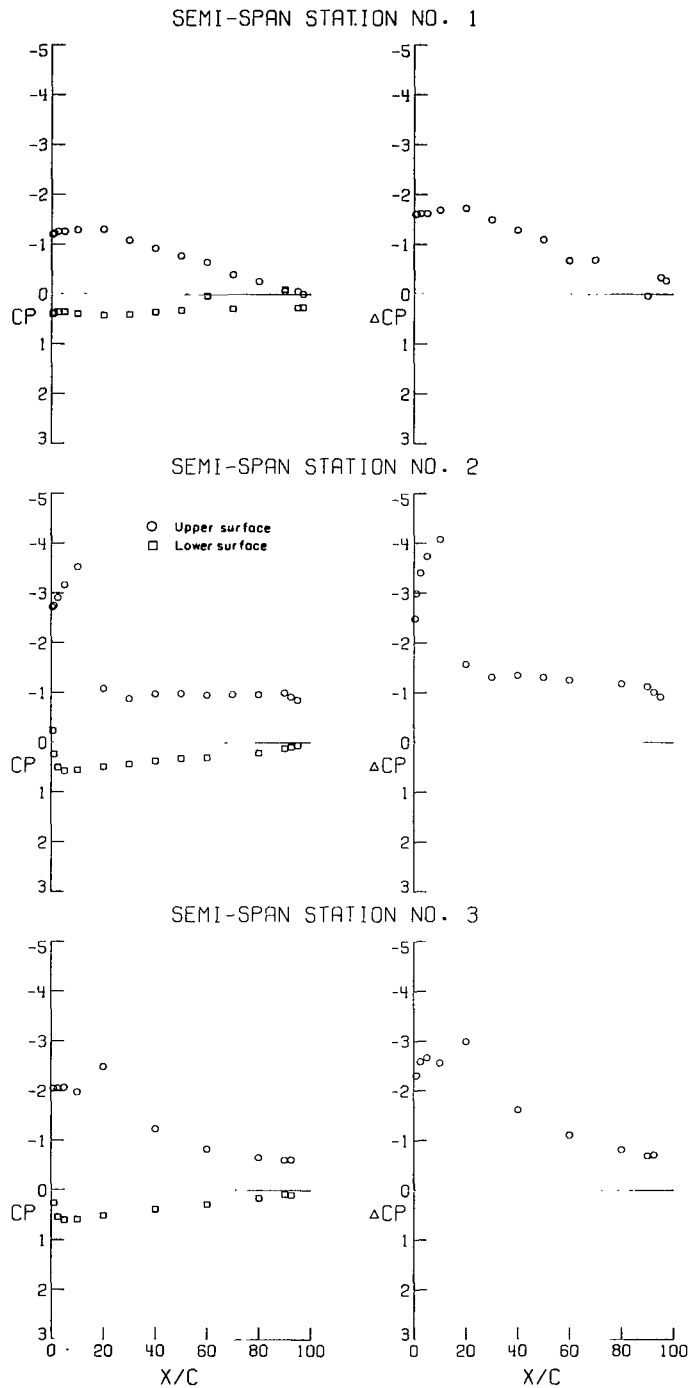
(f) $\alpha = 17.37^\circ$.

Figure 4. - Continued.



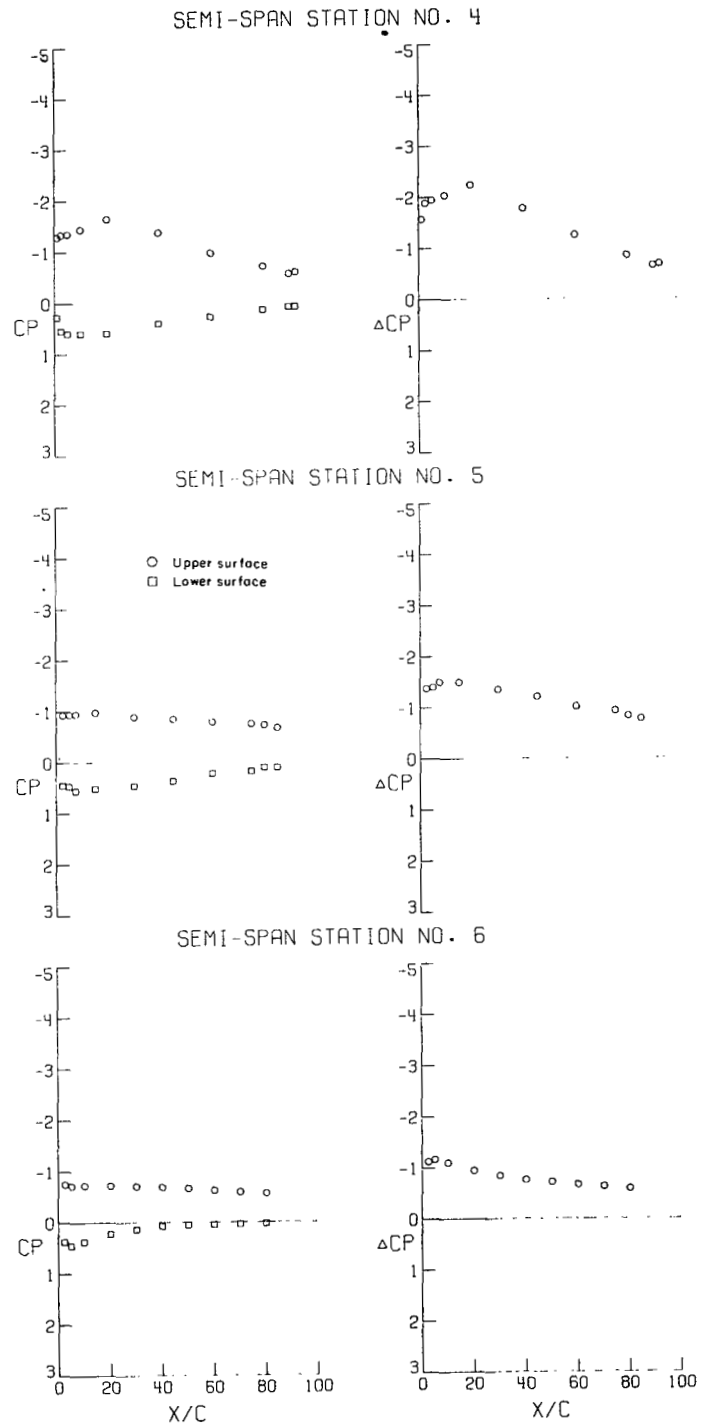
(f) Concluded.

Figure 4. - Continued.



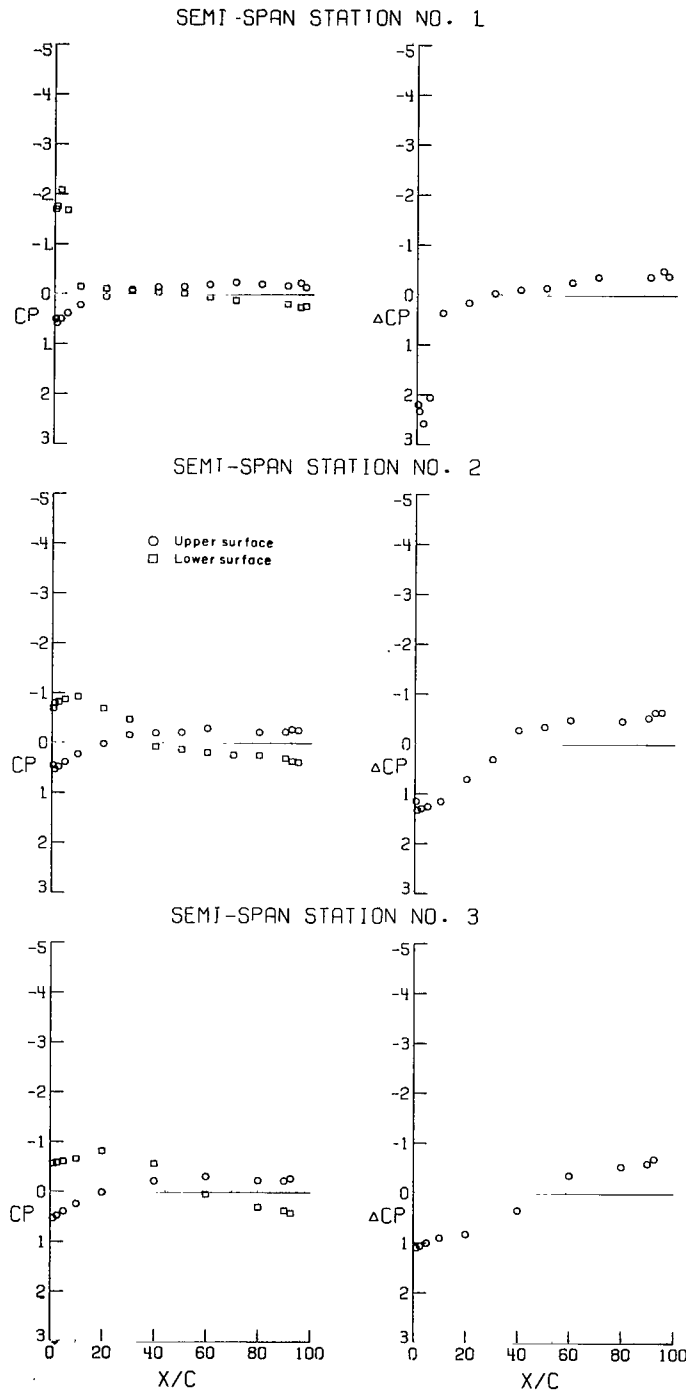
(g) $\alpha = 21.80^\circ$.

Figure 4. - Continued.



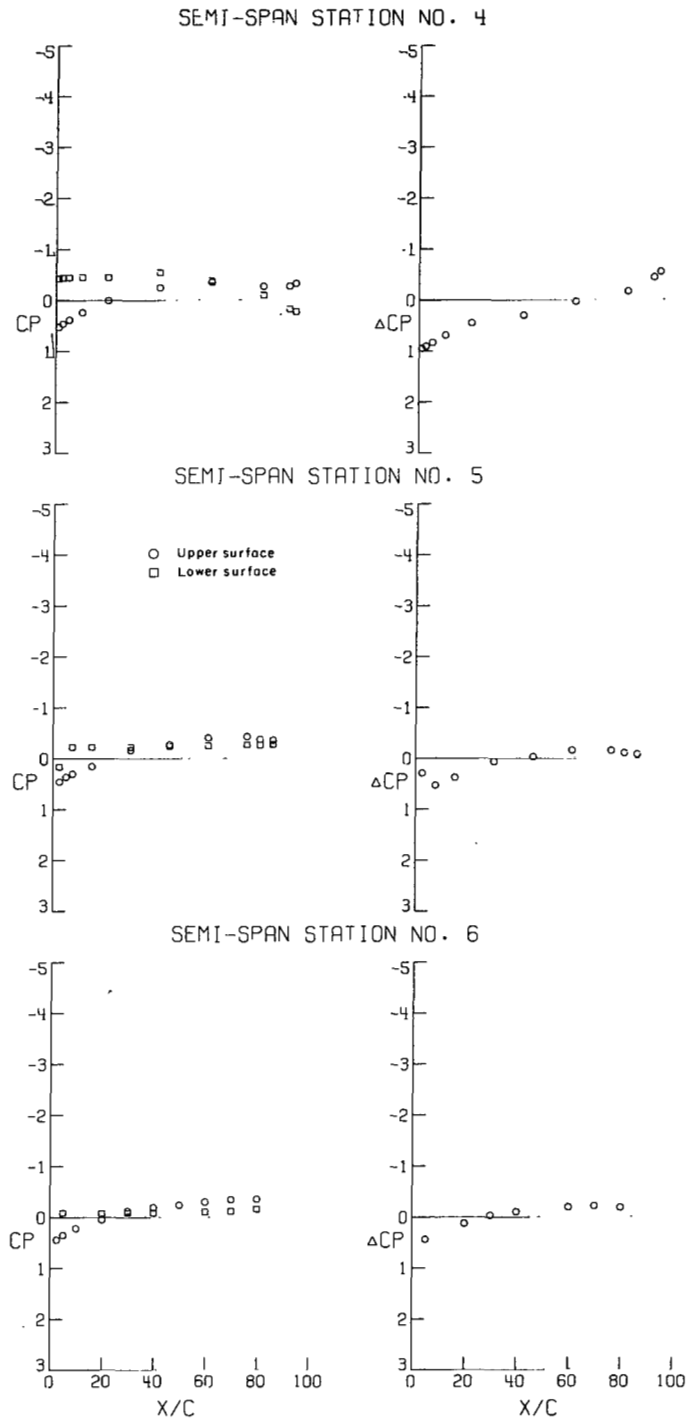
(g) Concluded.

Figure 4.- Concluded.



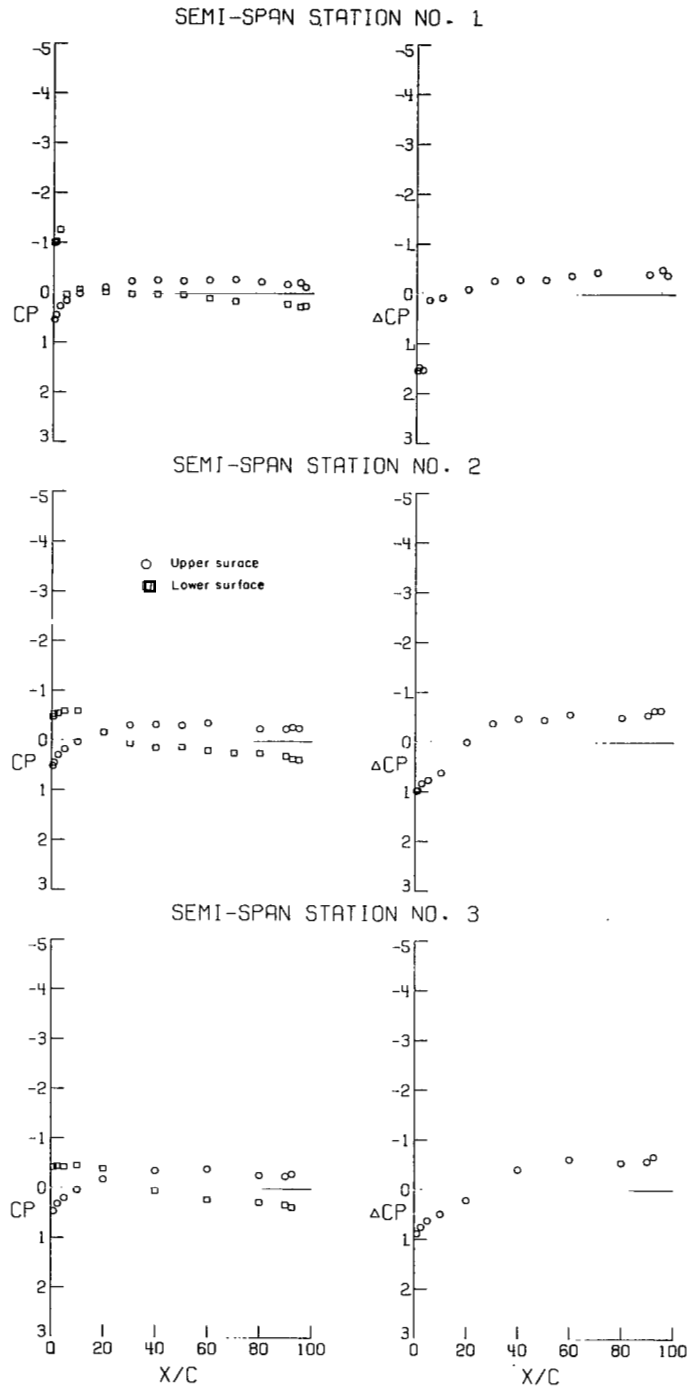
(a) $\alpha = -3.92^\circ$.

Figure 5. - Pressure distributions at a Mach number of 0.40
for the model with strakes off. $C_{L,d} = 0.70$.



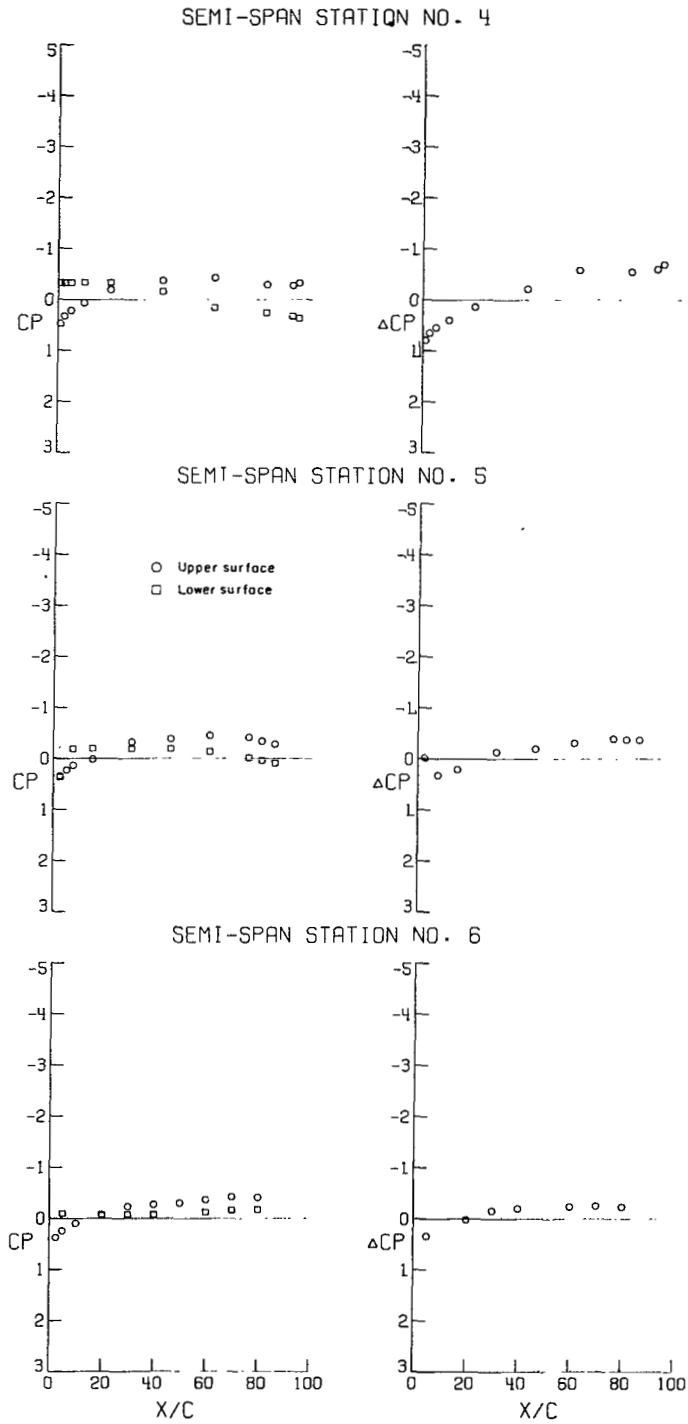
(a) Concluded.

Figure 5.- Continued.



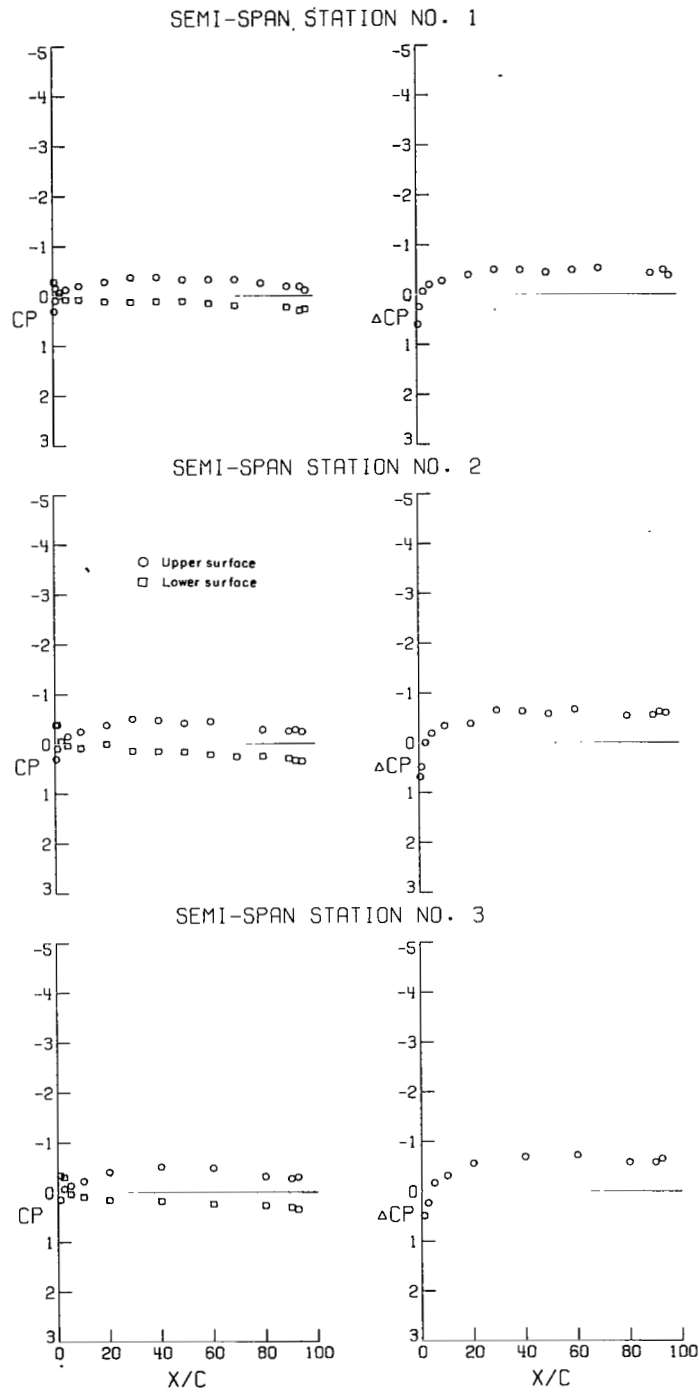
(b) $\alpha = 0.05^\circ$.

Figure 5. - Continued.



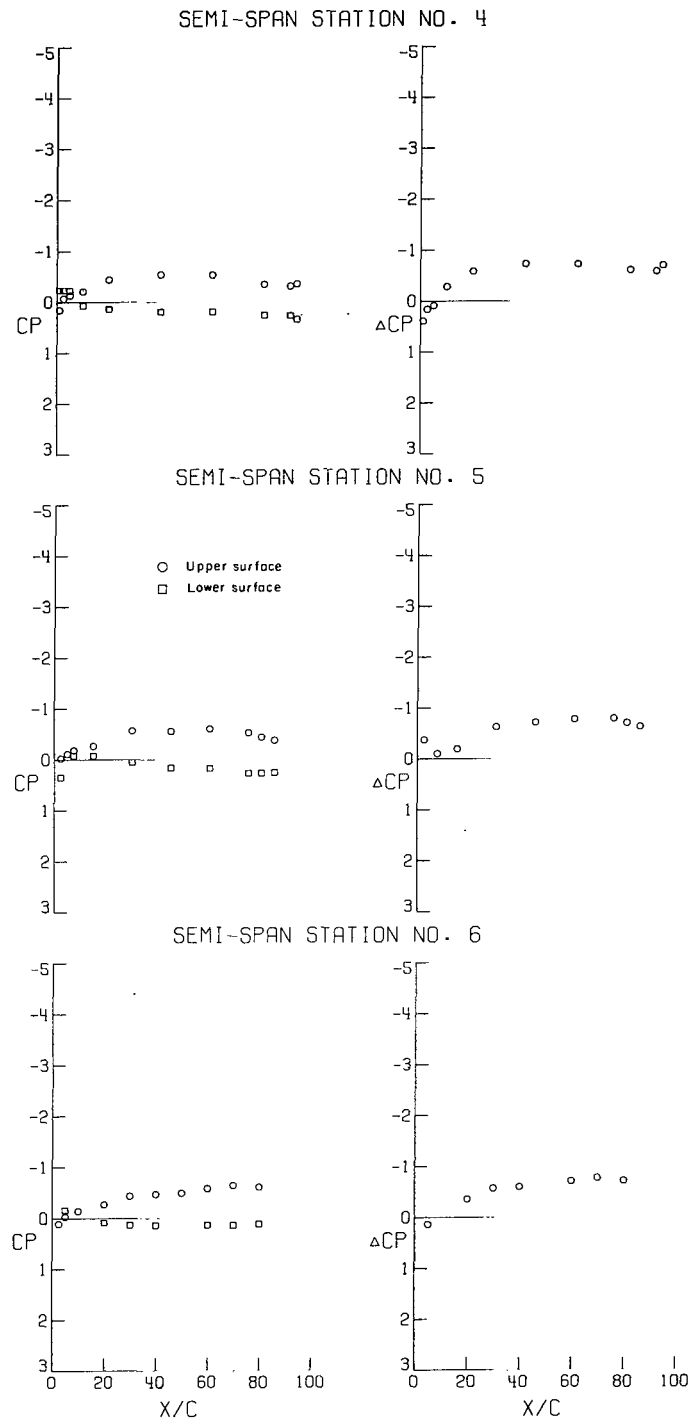
(b) Concluded.

Figure 5.- Continued.



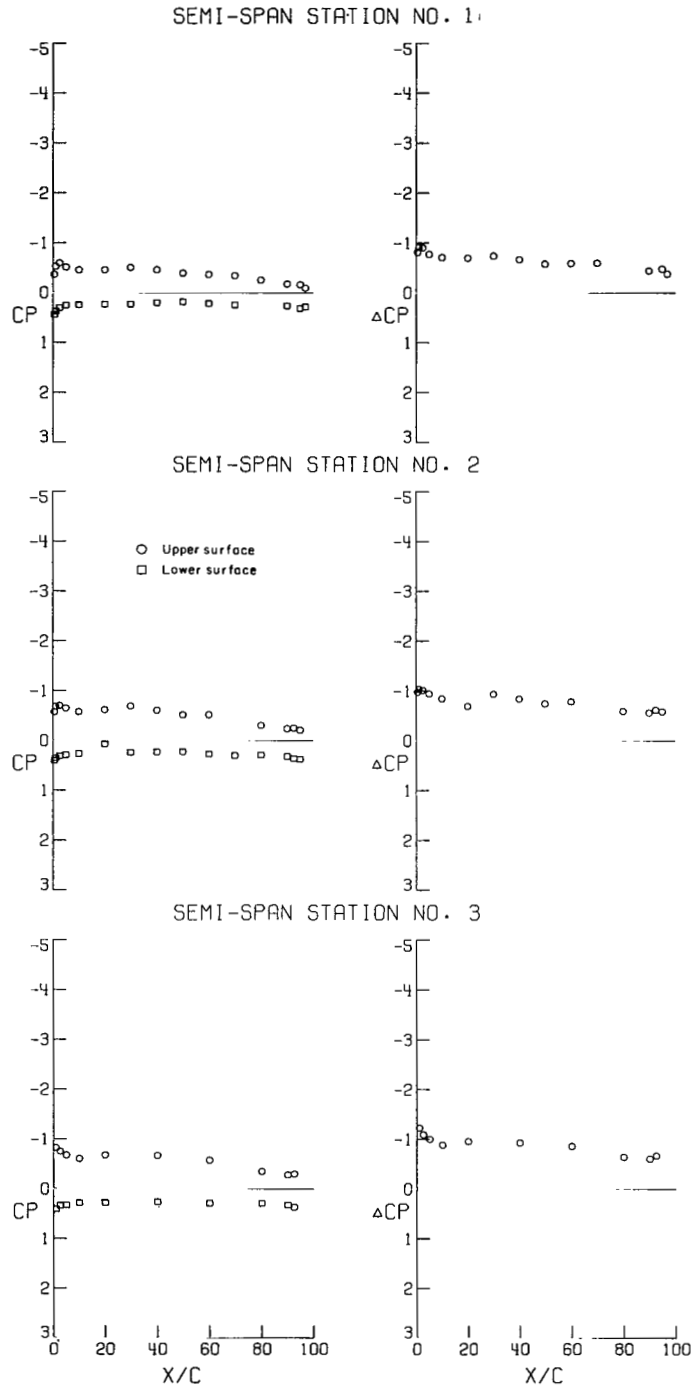
(c) $\alpha = 4.13^\circ$.

Figure 5. - Continued.



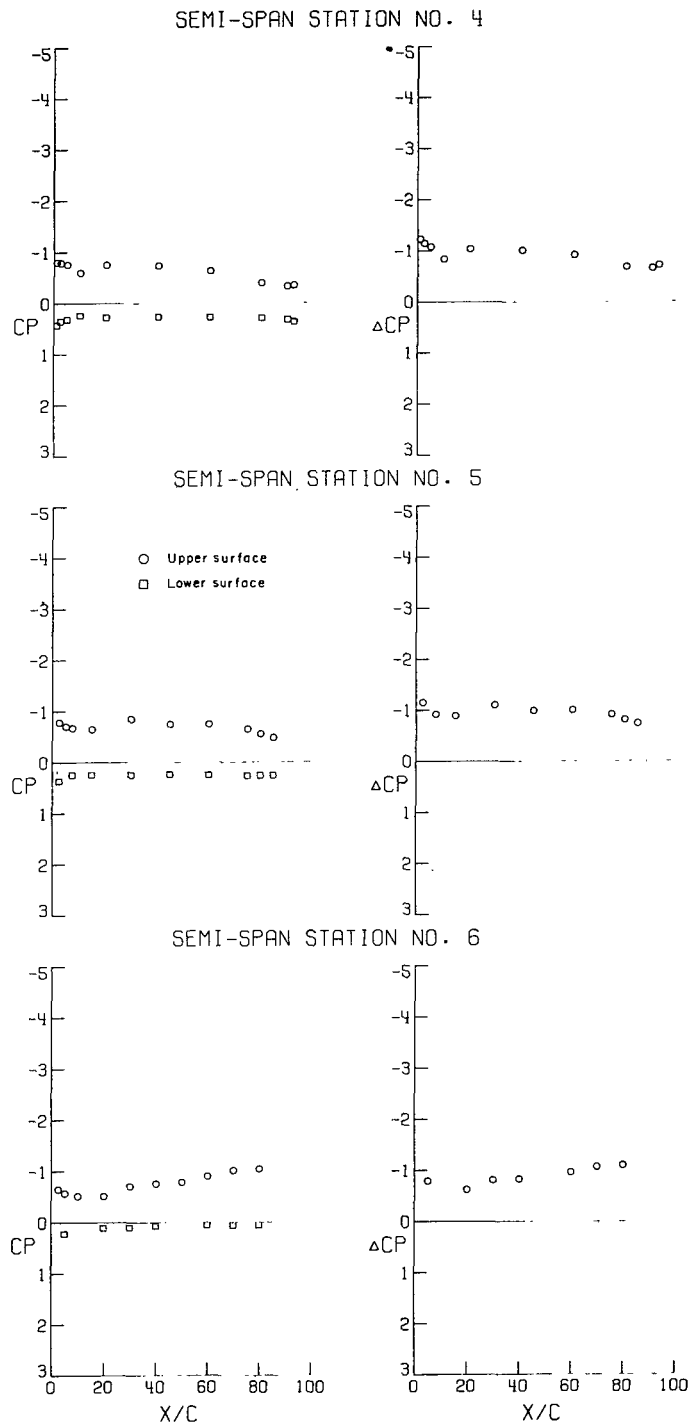
(c) Concluded.

Figure 5.- Continued.



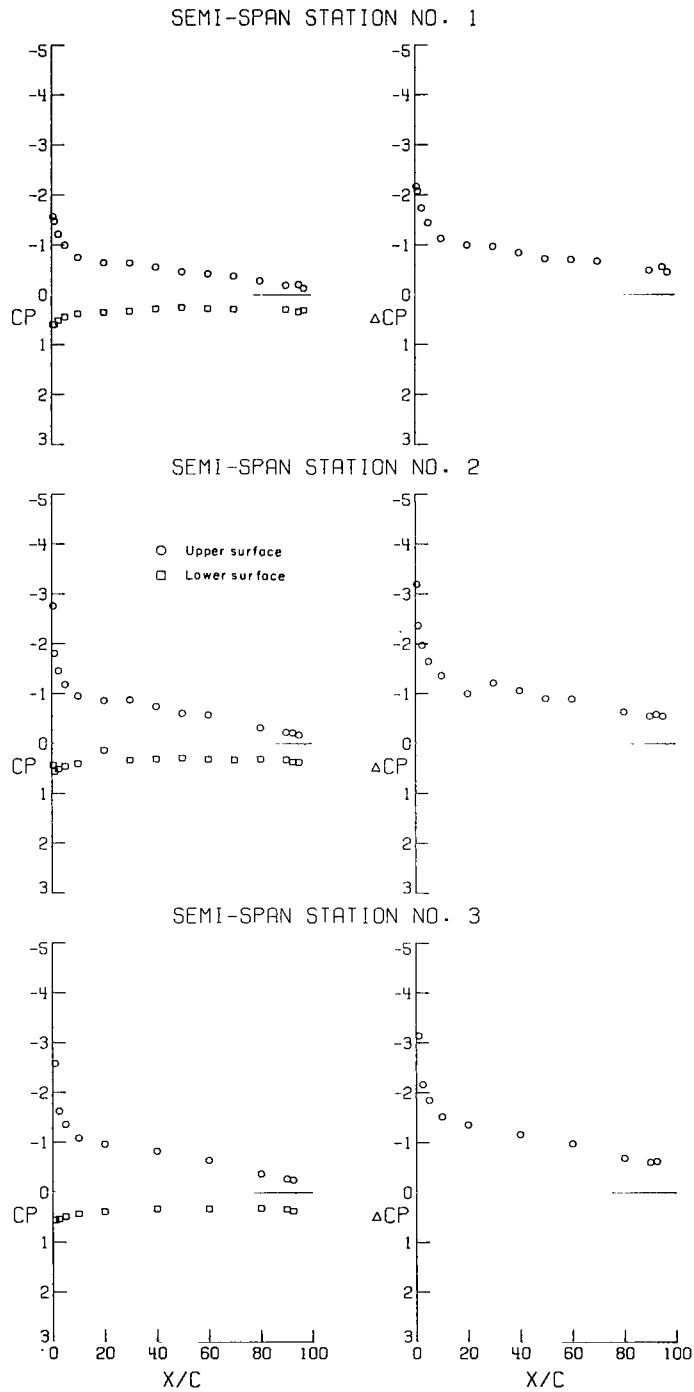
(d) $\alpha = 8.37^\circ$.

Figure 5. - Continued.



(d) Concluded.

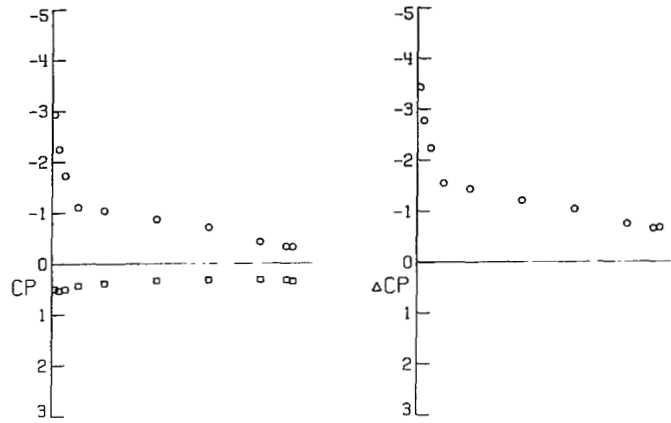
Figure 5. - Continued.



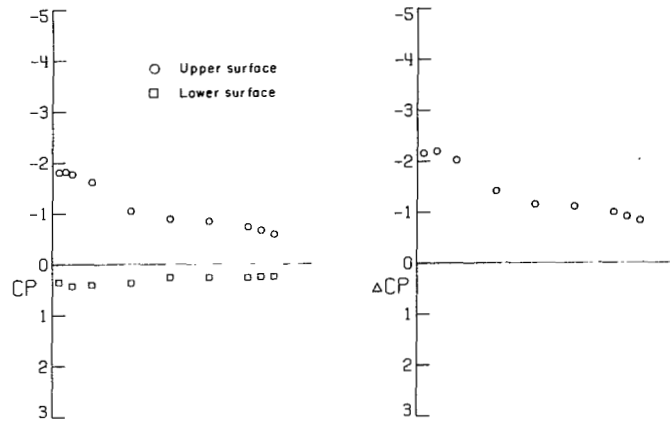
(e) $\alpha = 12.73^\circ$.

Figure 5.- Continued.

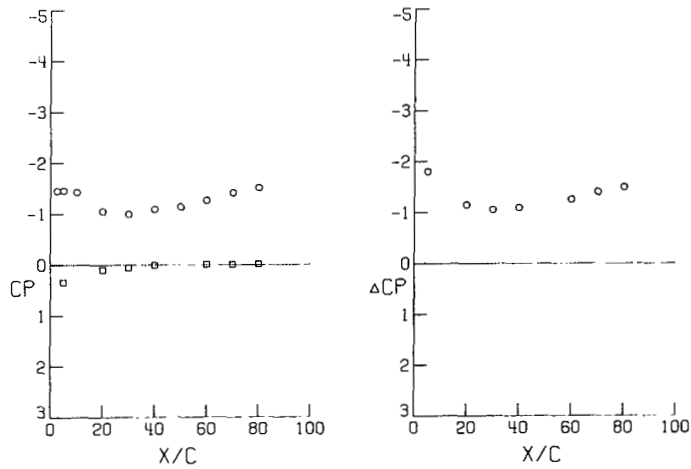
SEMI-SPAN STATION NO. 4



SEMI-SPAN STATION NO. 5

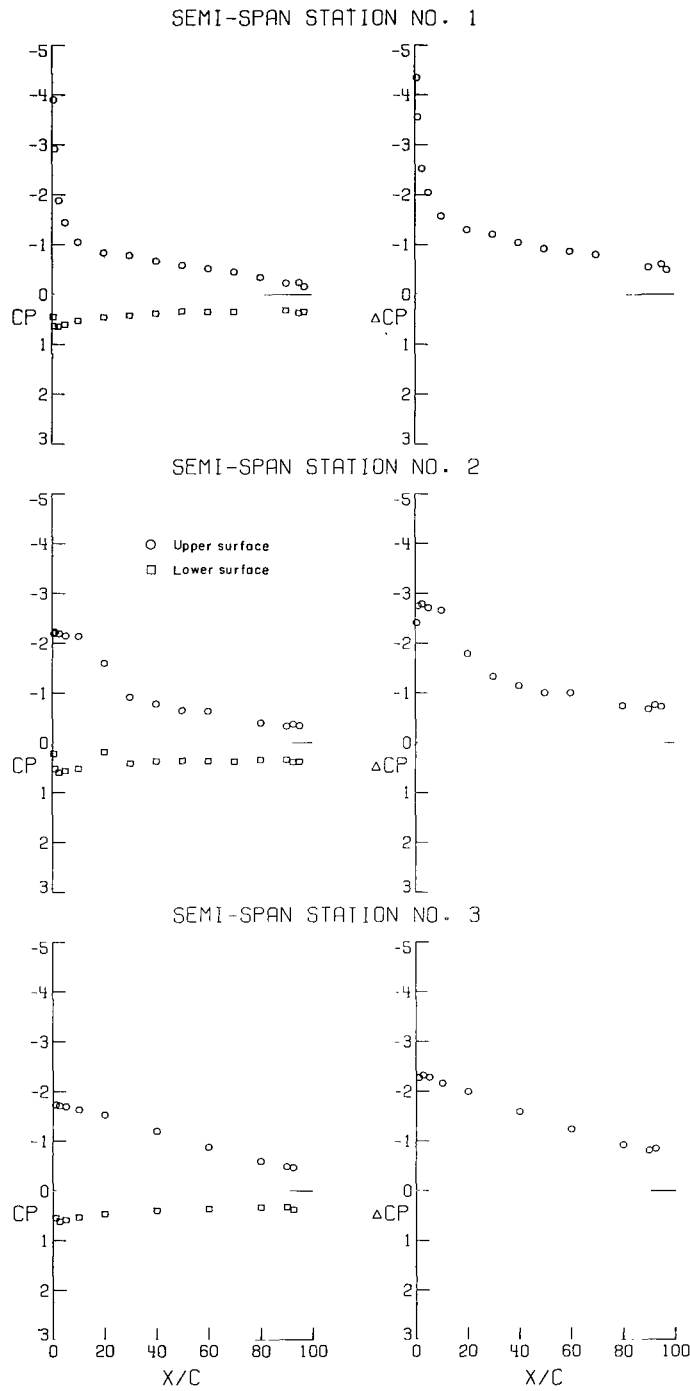


SEMI-SPAN STATION NO. 6



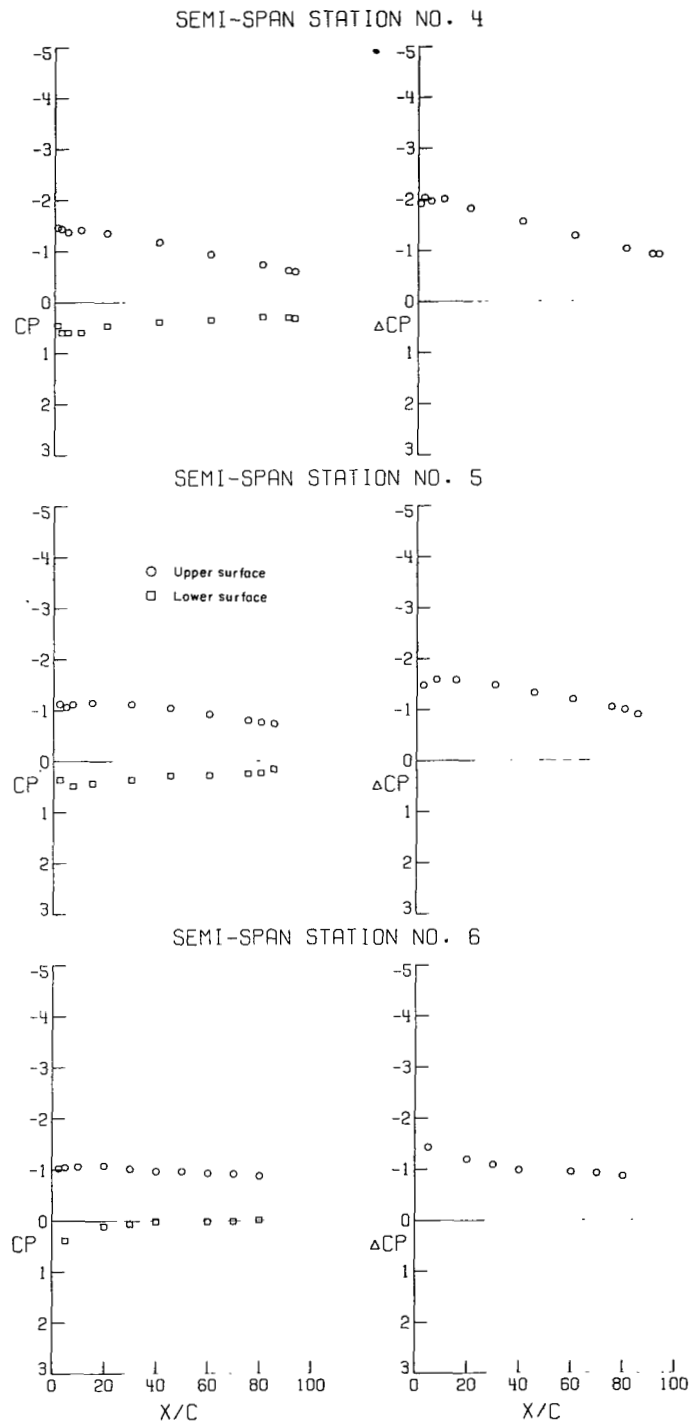
(e) Concluded.

Figure 5. - Continued.



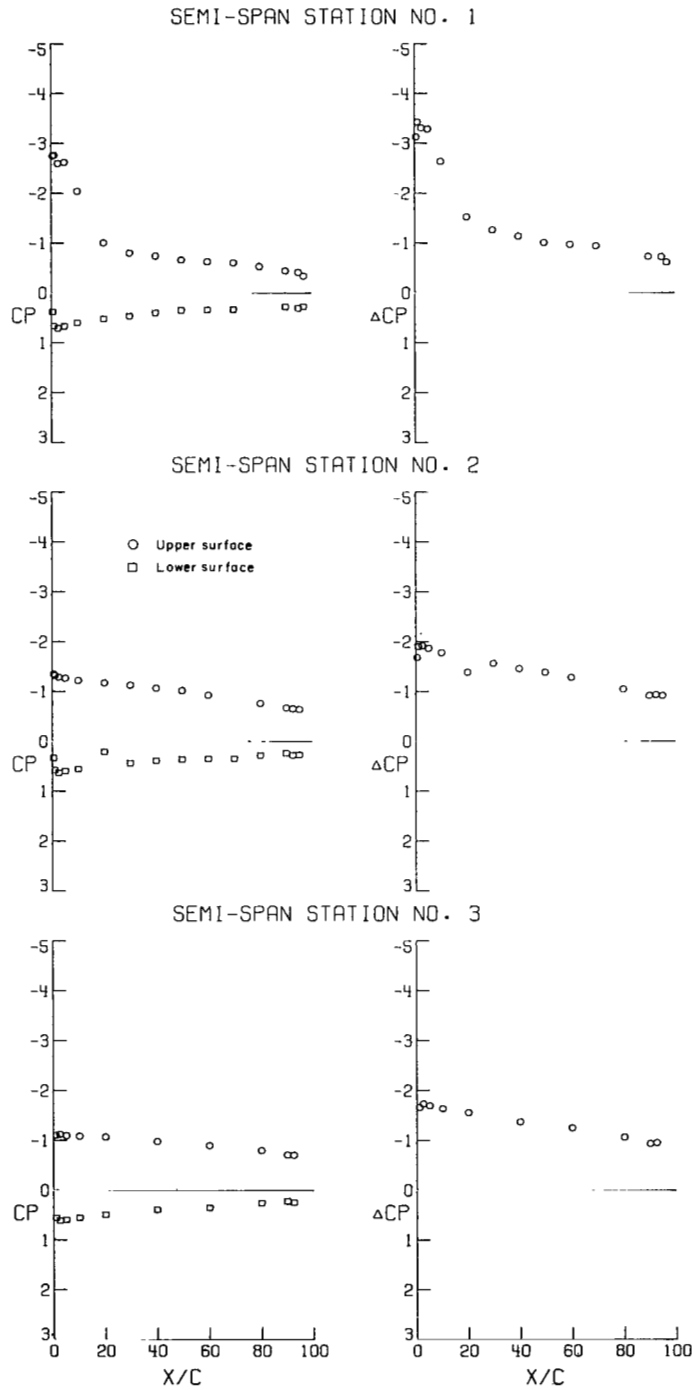
(f) $\alpha = 17.12^\circ$.

Figure 5.- Continued.



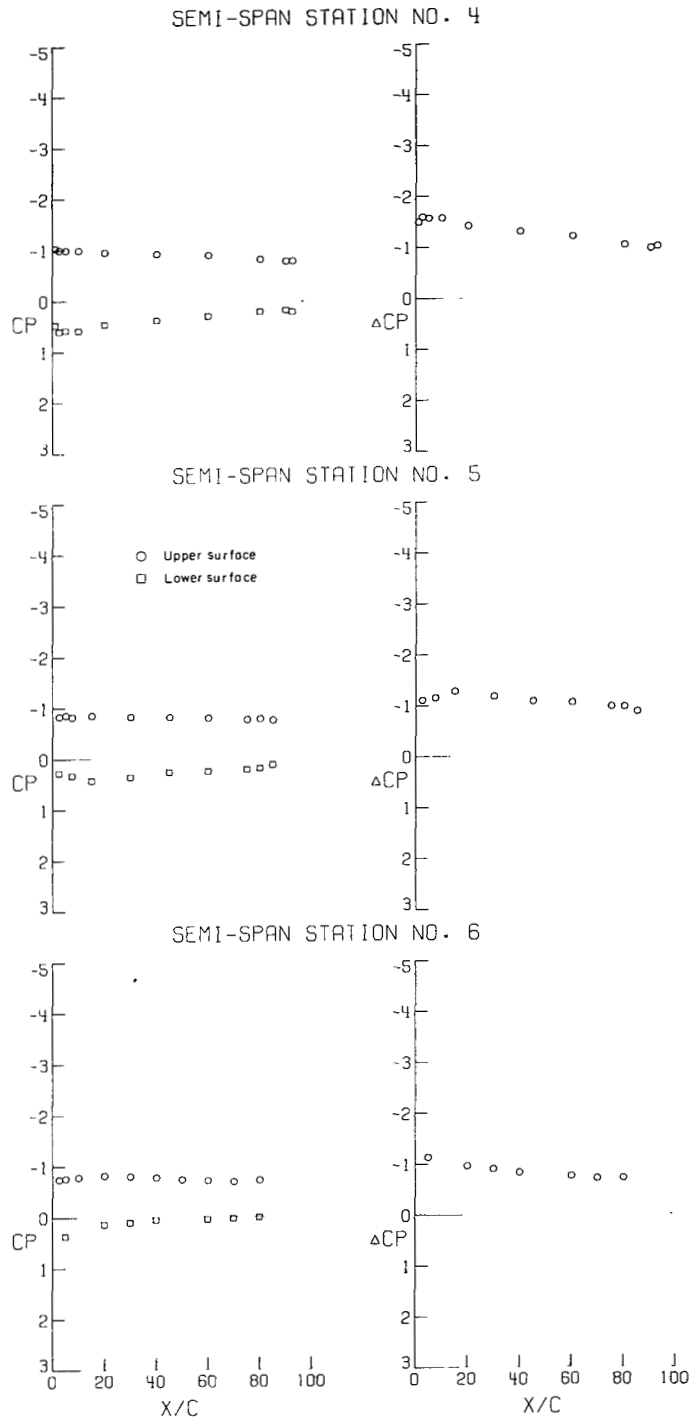
(f) Concluded.

Figure 5.- Continued.



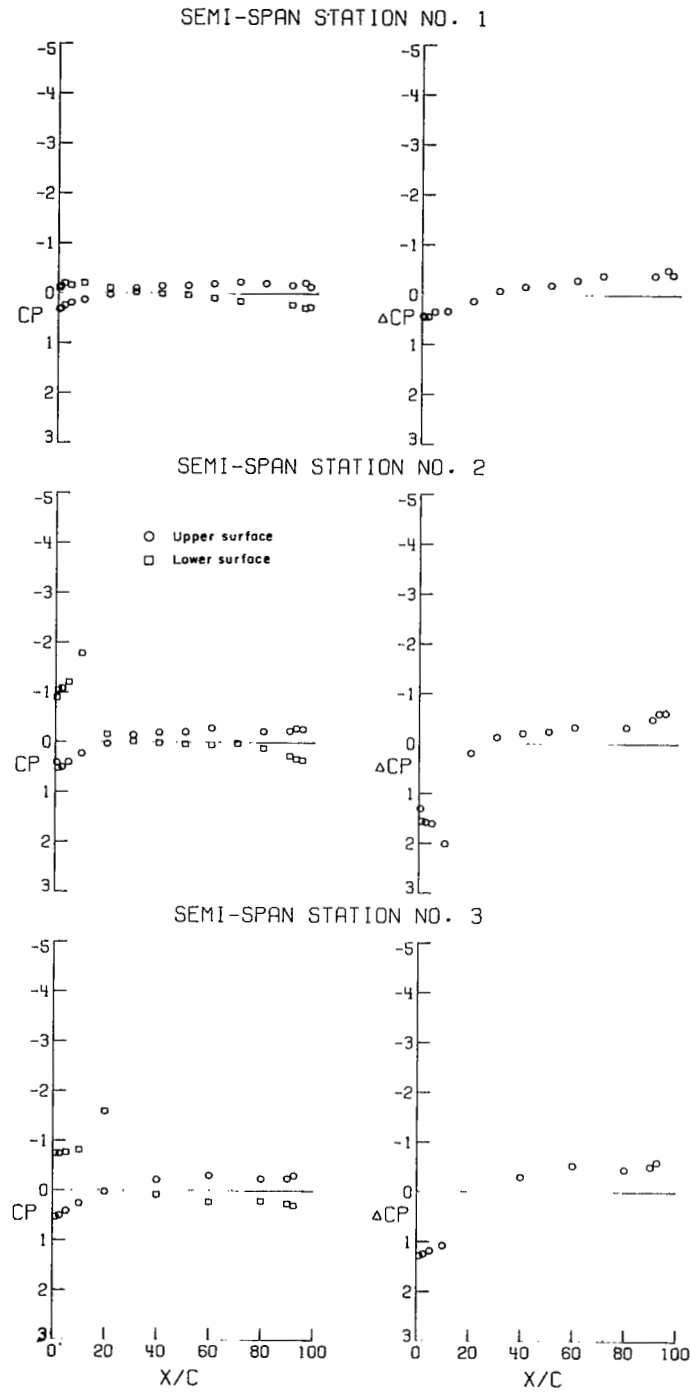
(g) $\alpha = 21.28^\circ$.

Figure 5.- Continued.



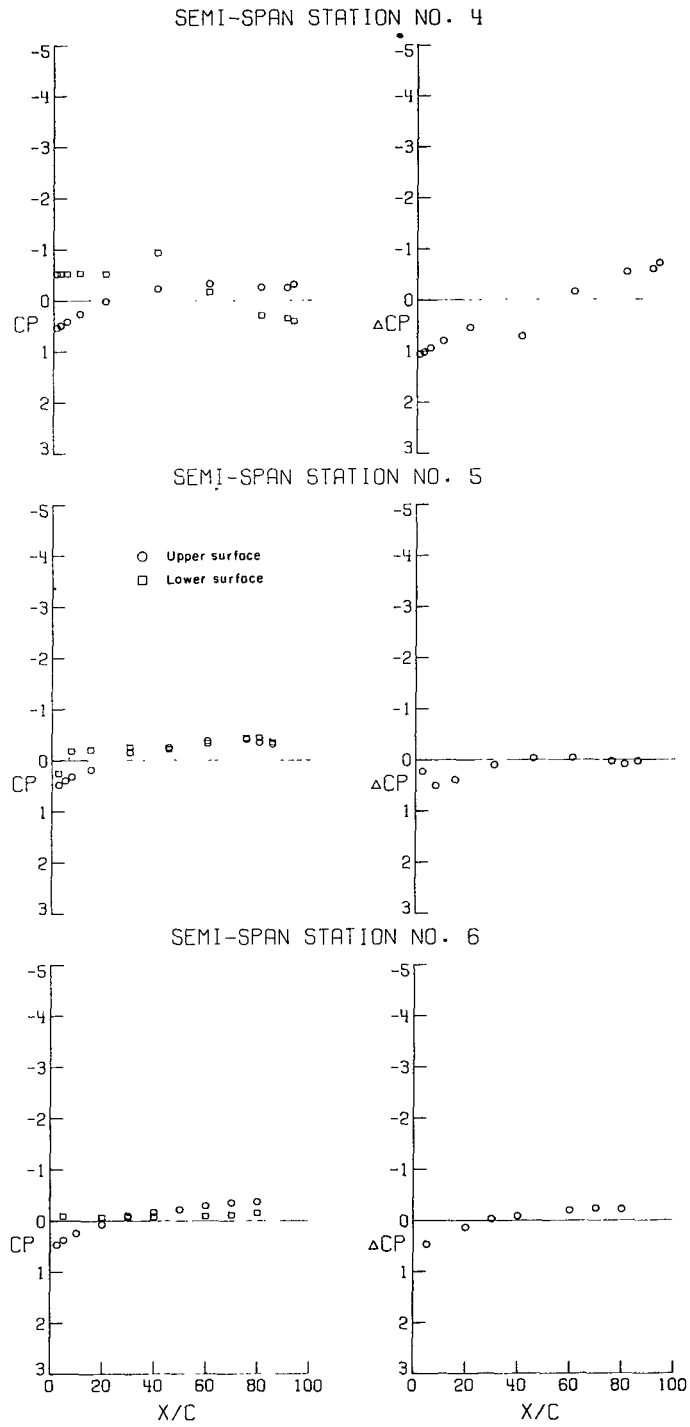
(g) Concluded.

Figure 5. - Concluded.



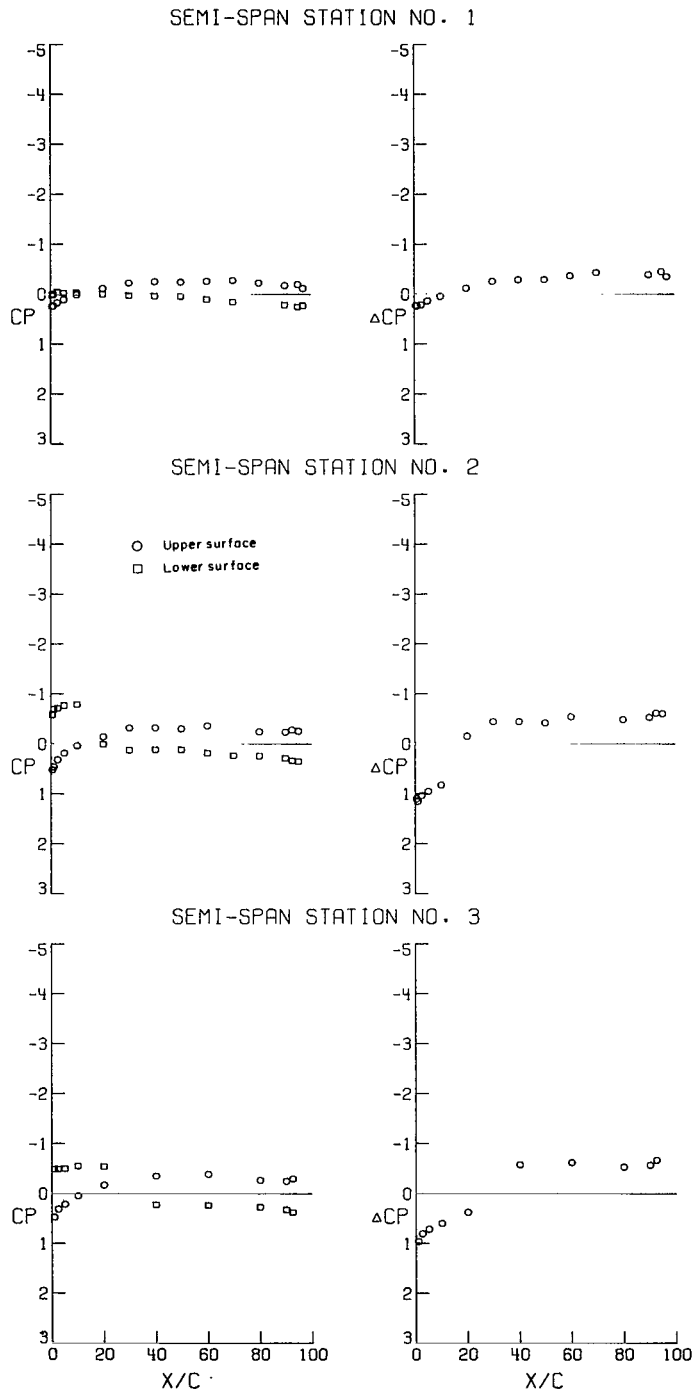
(a) $\alpha = -3.94^\circ$.

Figure 6.- Pressure distributions at a Mach number of 0.40 for the model with strakes on. $C_{L,d} = 0.70$.



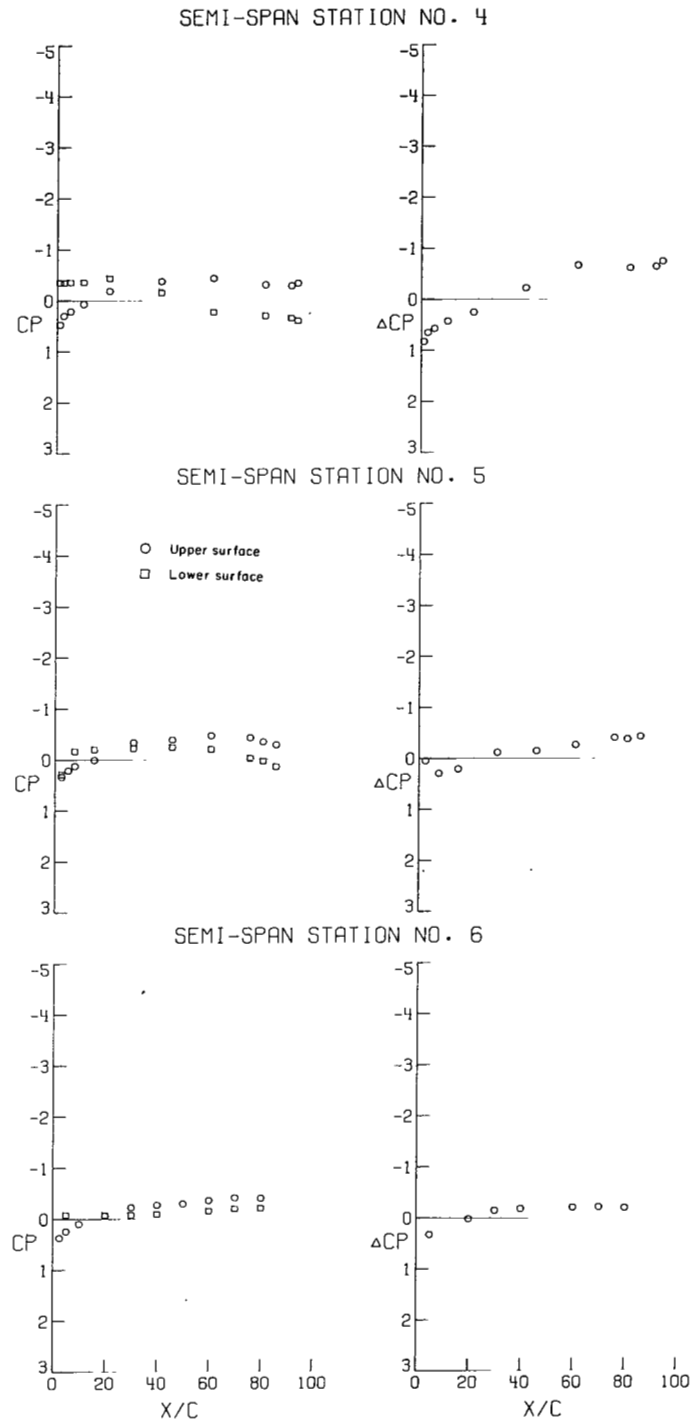
(a) Concluded.

Figure 6.- Continued.



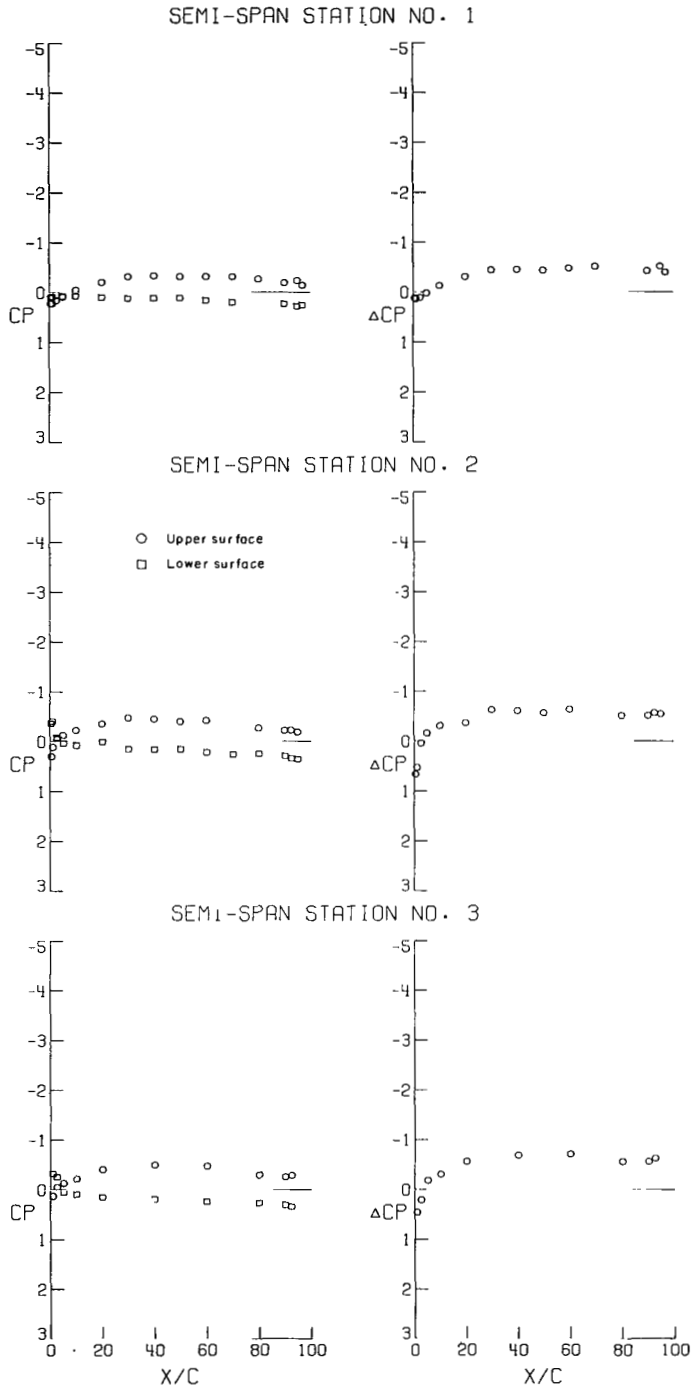
(b) $\alpha = 0.05^\circ$.

Figure 6. - Continued.



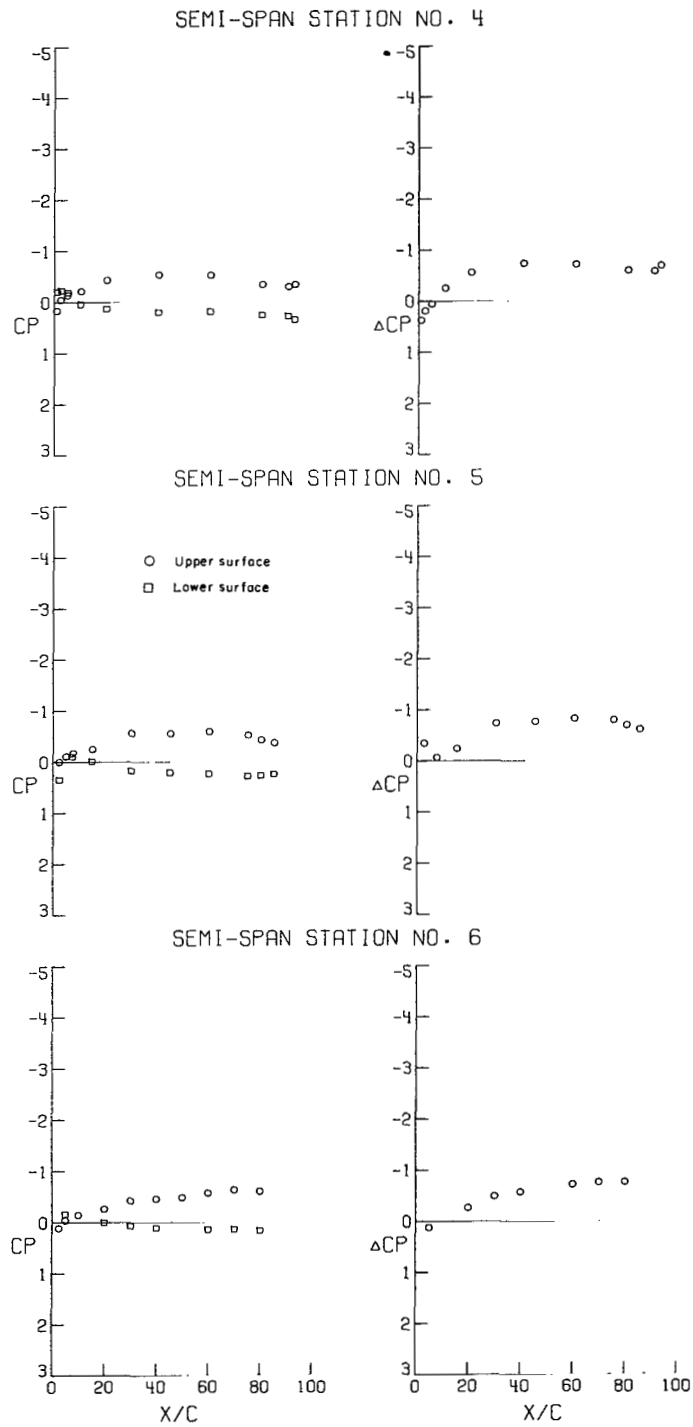
(b) Concluded.

Figure 6.- Continued.



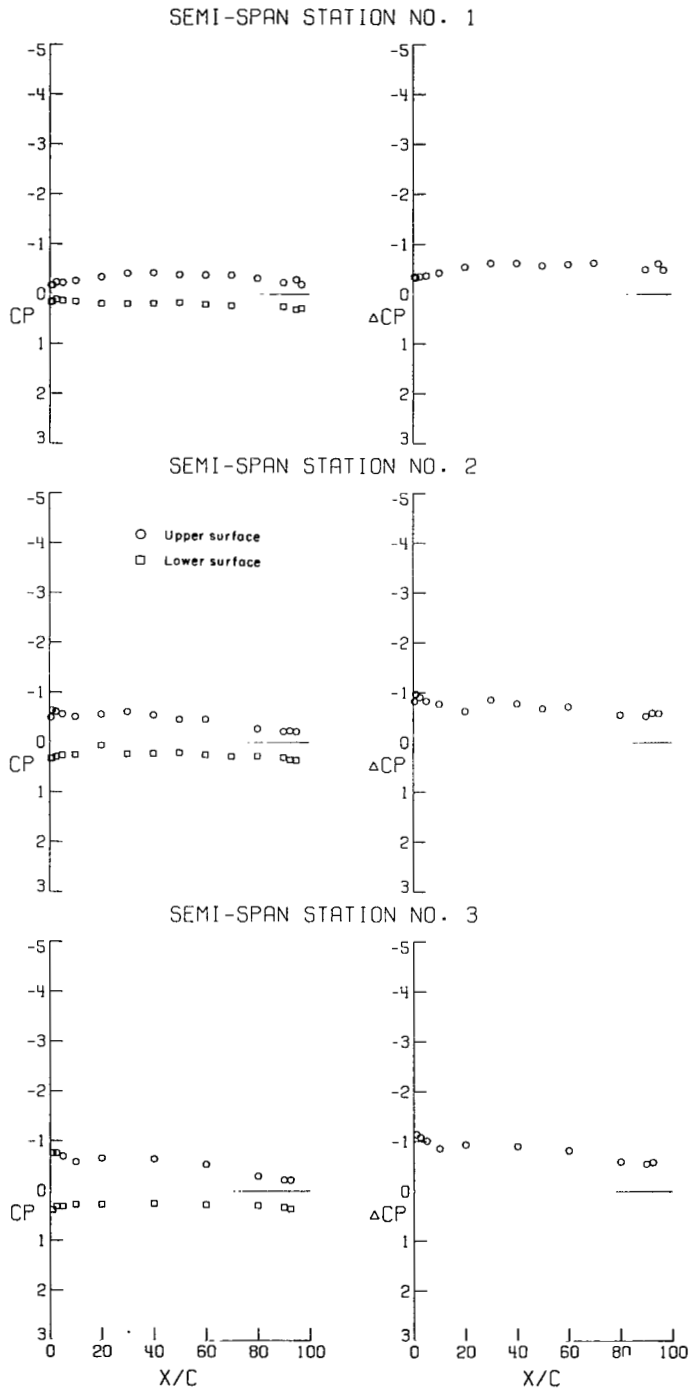
(c) $\alpha = 4.16^\circ$.

Figure 6.- Continued.



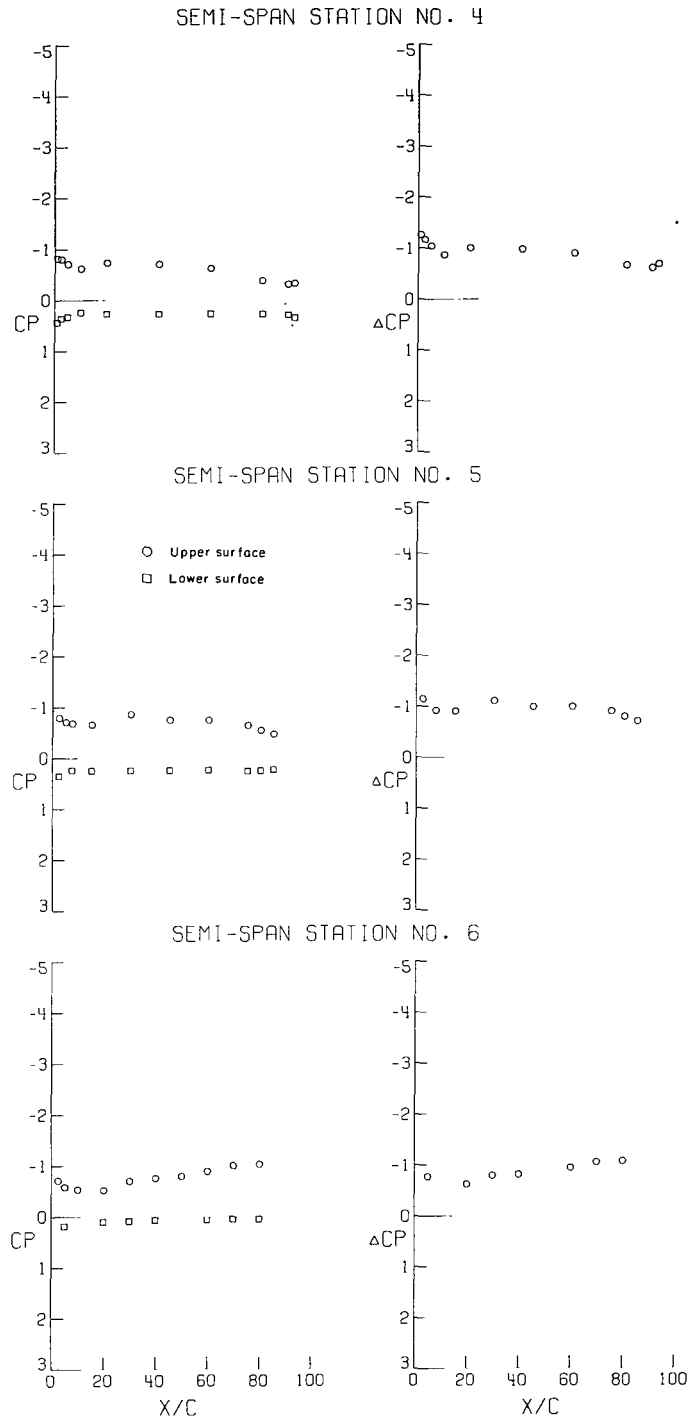
(c) Concluded.

Figure 6.- Continued.



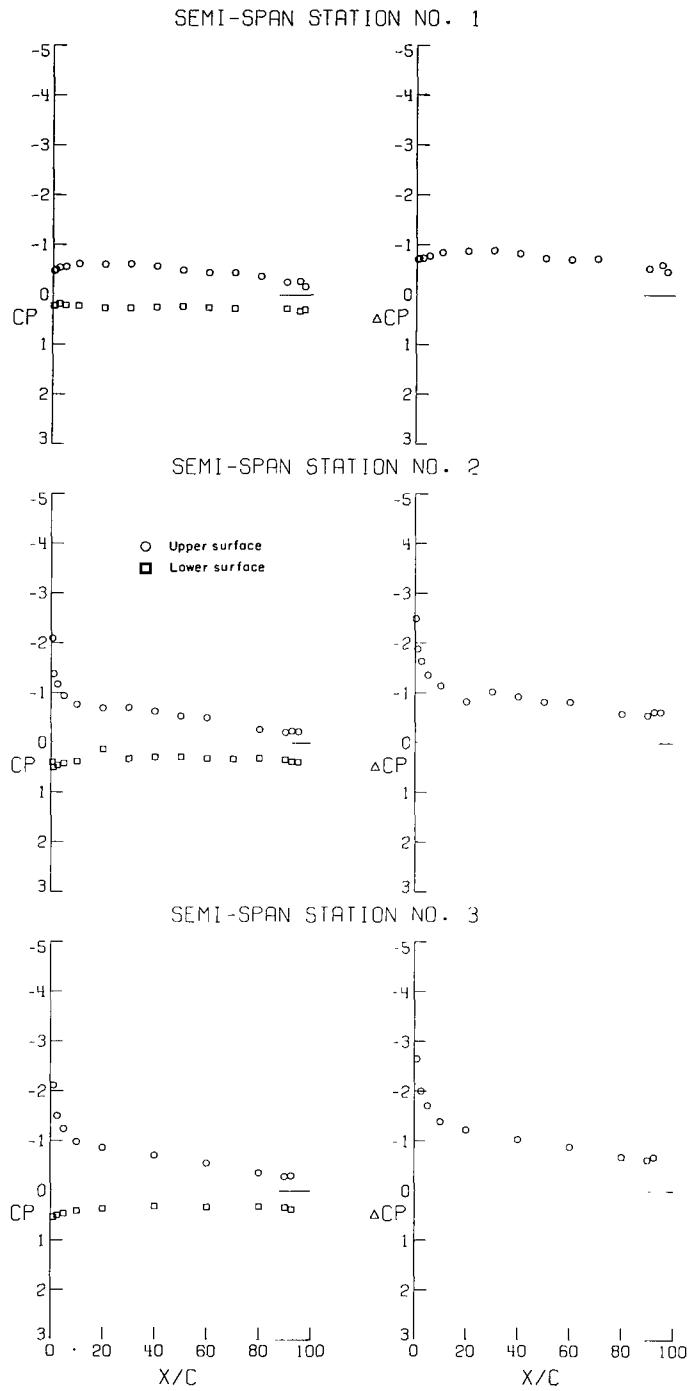
(d) $\alpha = 8.46^\circ$.

Figure 6. - Continued.



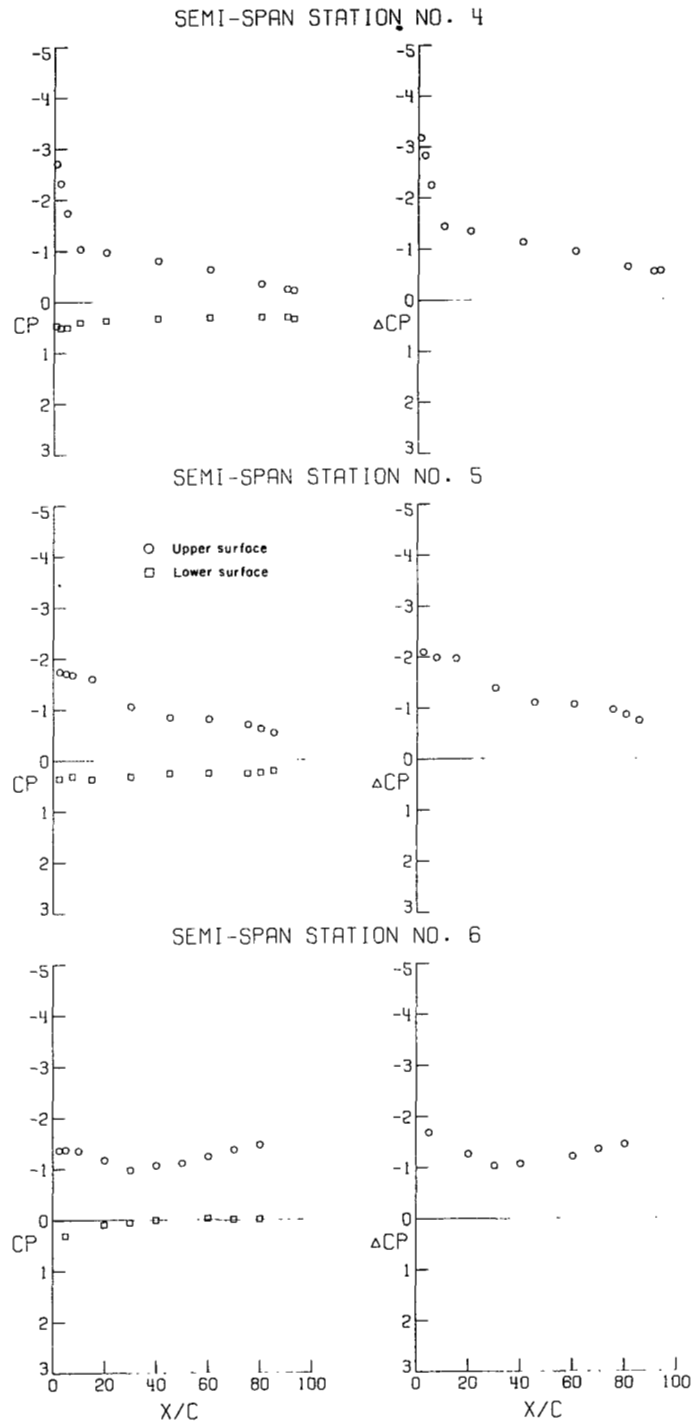
(d) Concluded.

Figure 6.- Continued.



(e) $\alpha = 12.90^\circ$.

Figure 6. - Continued.



(e) Concluded.

Figure 6. - Continued.

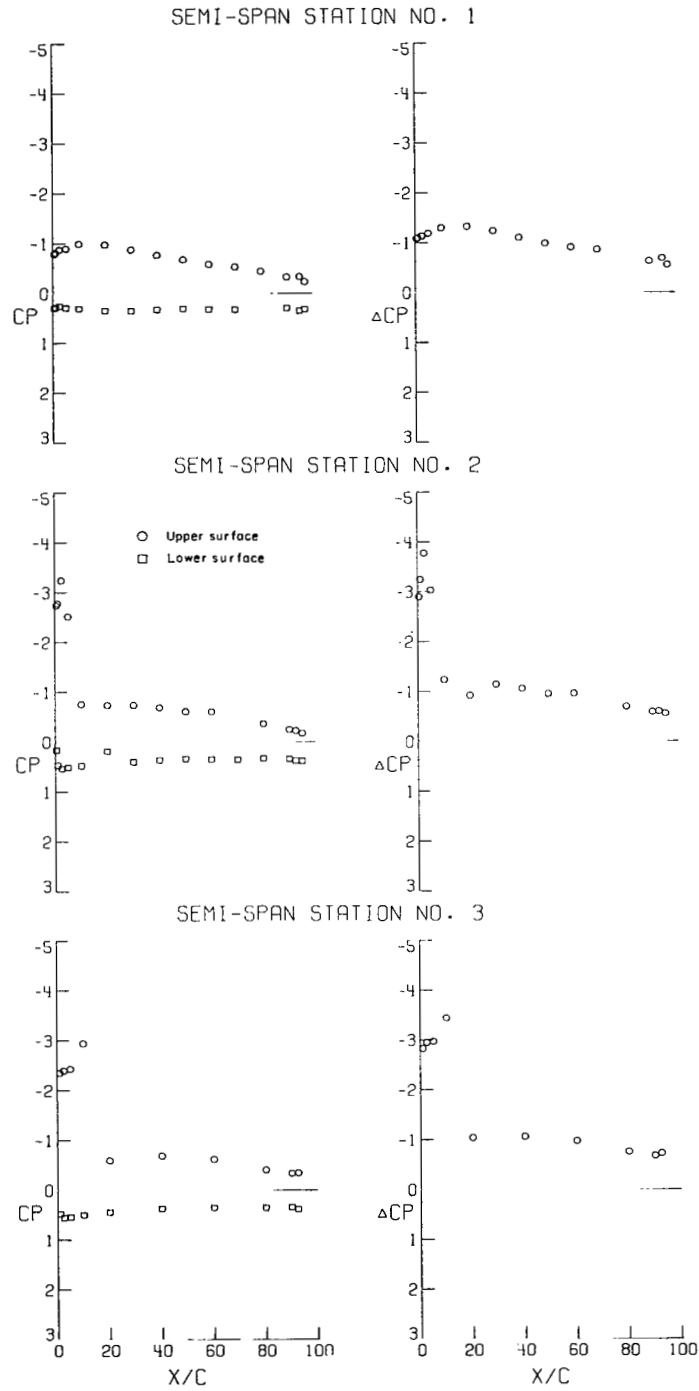
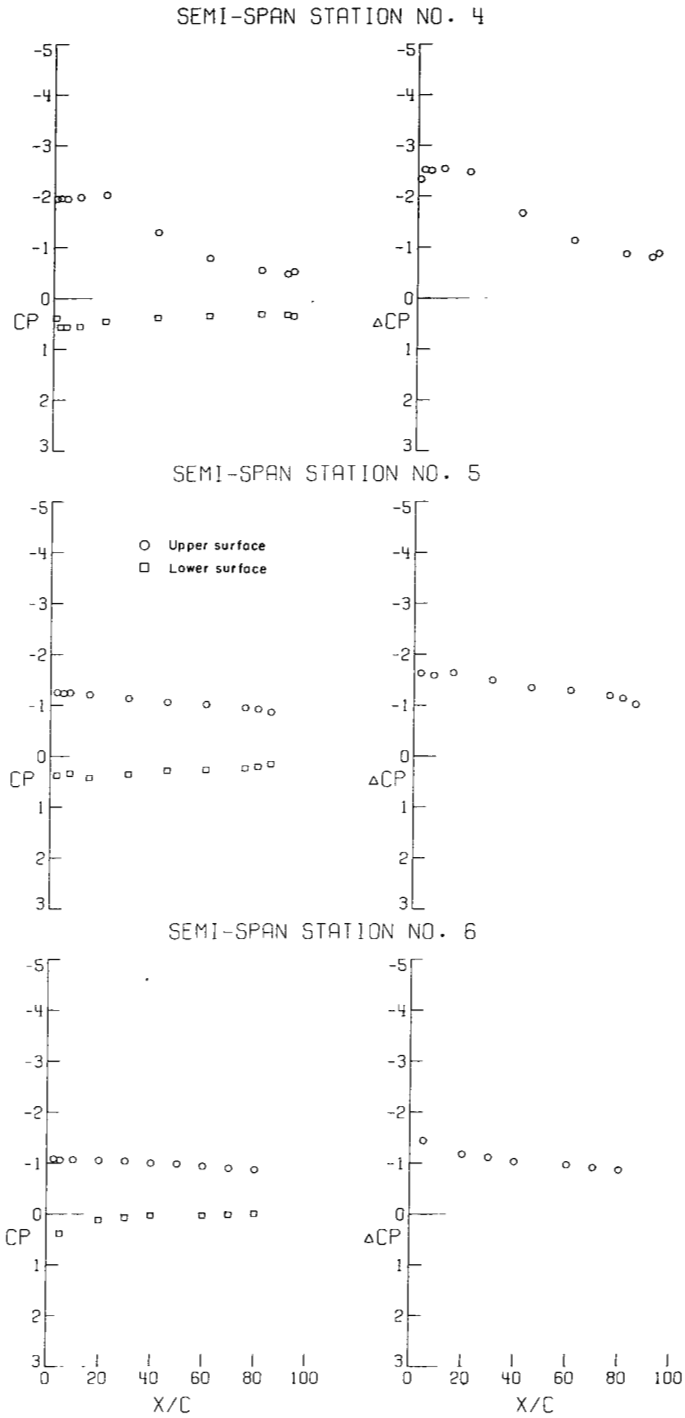
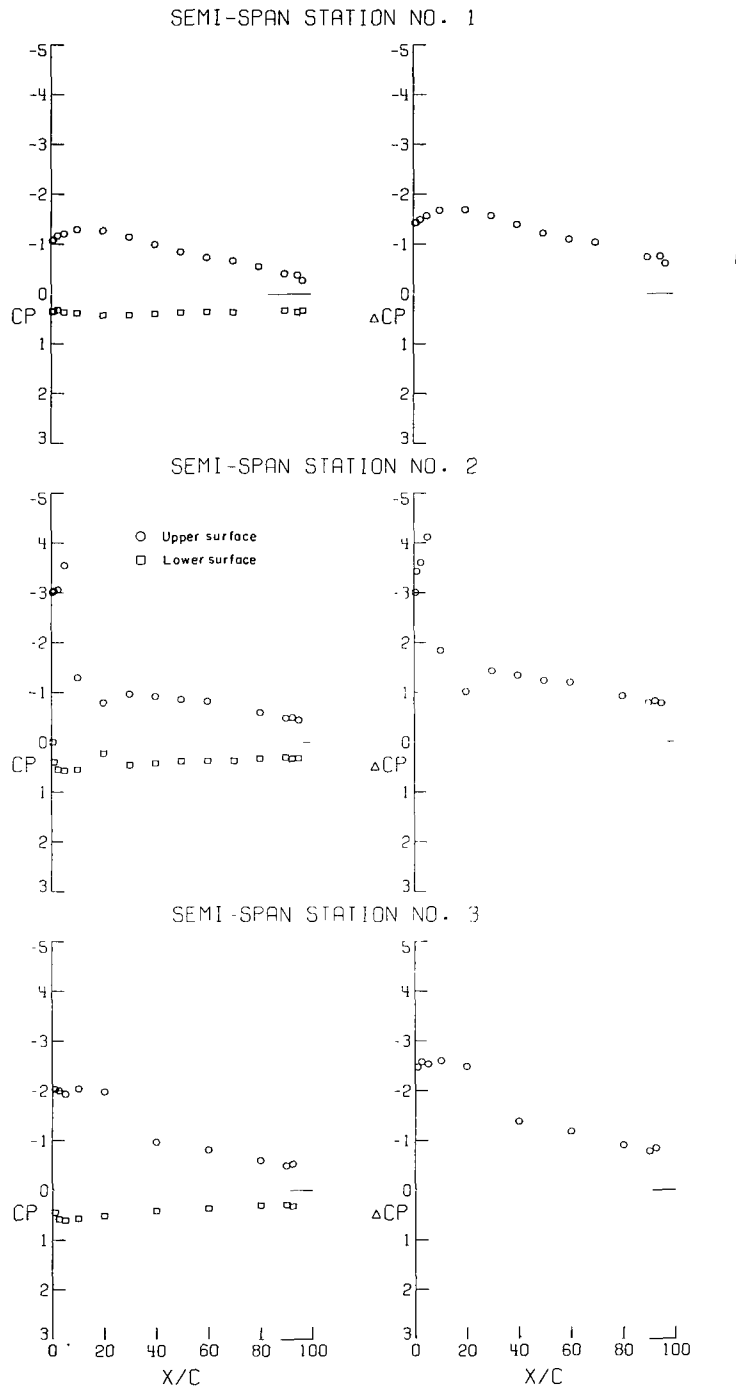


Figure 6. - Continued.



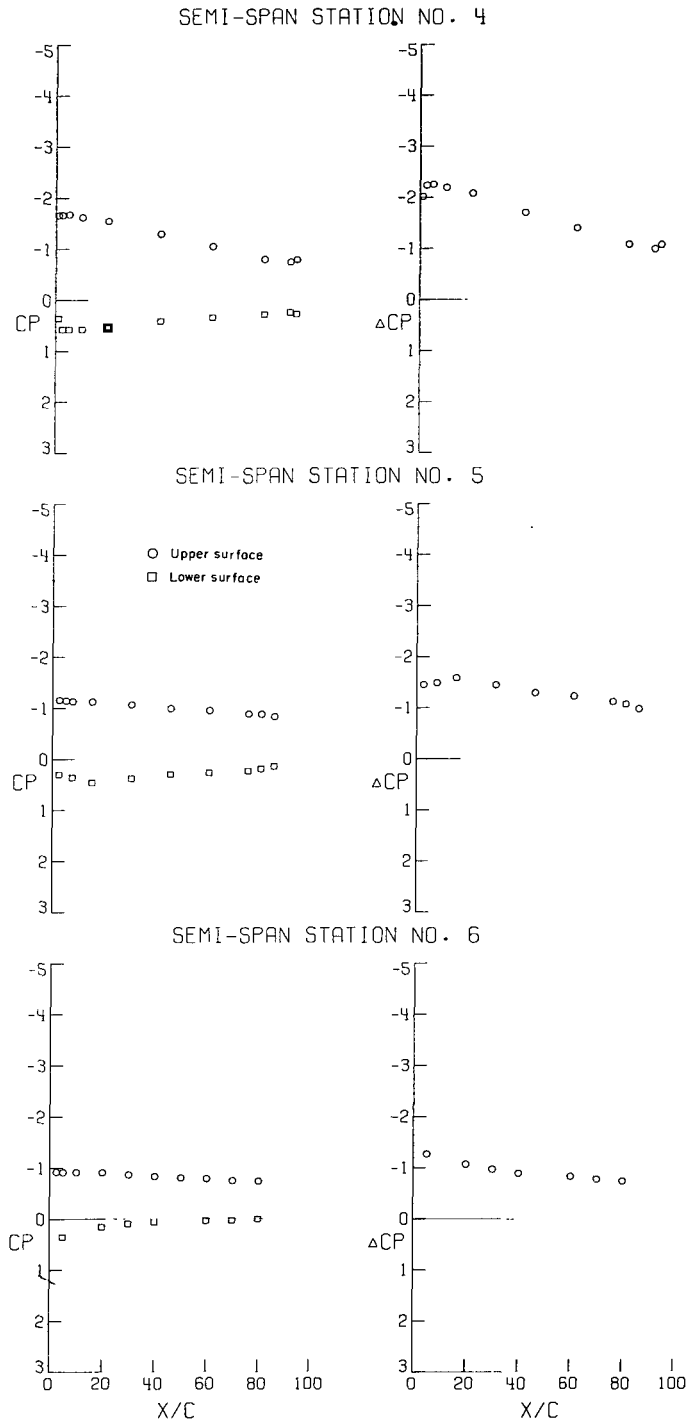
(f) Concluded.

Figure 6.- Continued.




(g) $\alpha = 21.77^\circ$.

Figure 6.- Continued.



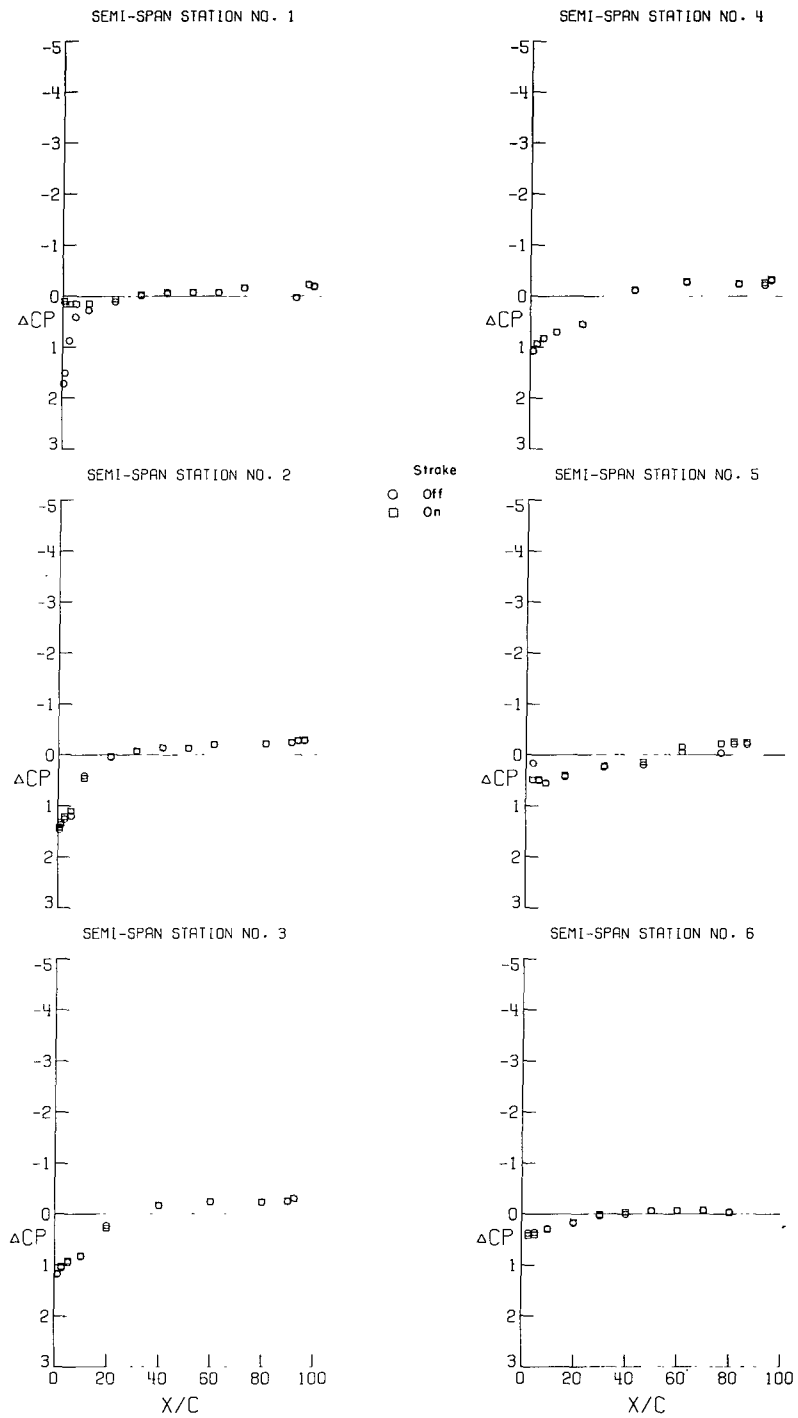
(g) Concluded.

Figure 6.- Concluded.



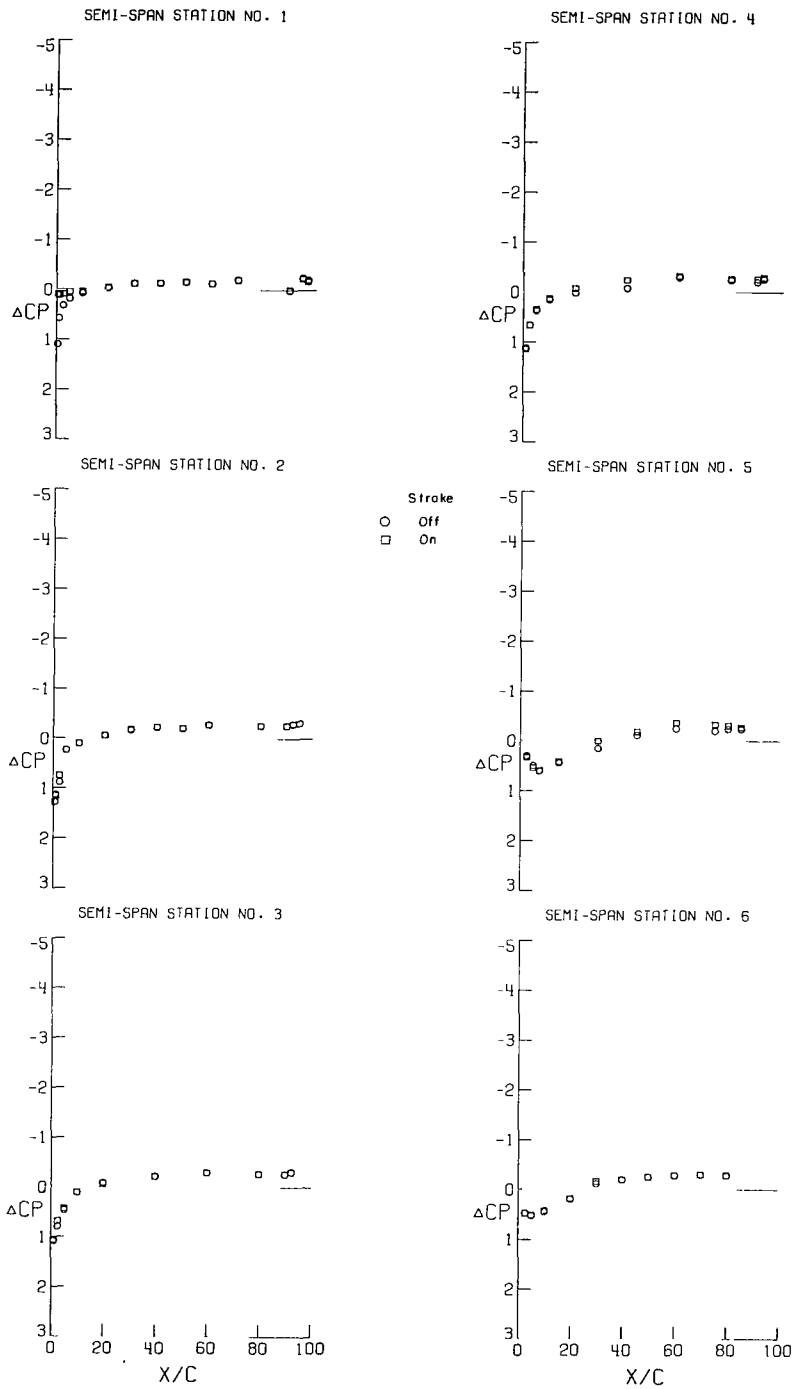
(a) $\alpha = -3.92^\circ$.

Figure 7.- Effect of strakes on the incremental pressure coefficients at a Mach number of 0.40. $C_{L,d} = 0.35$.



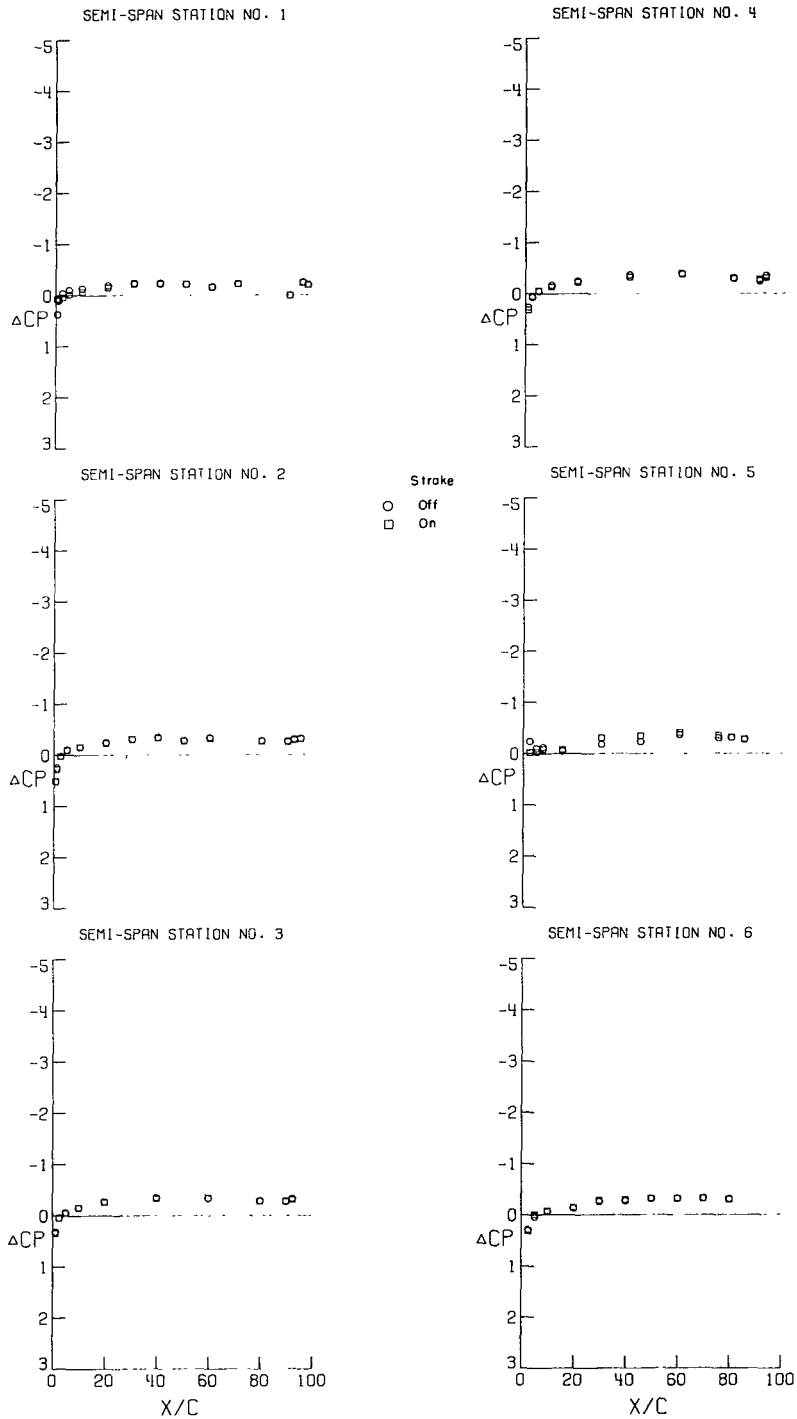
(b) $\alpha = -1.92^\circ$.

Figure 7.- Continued.



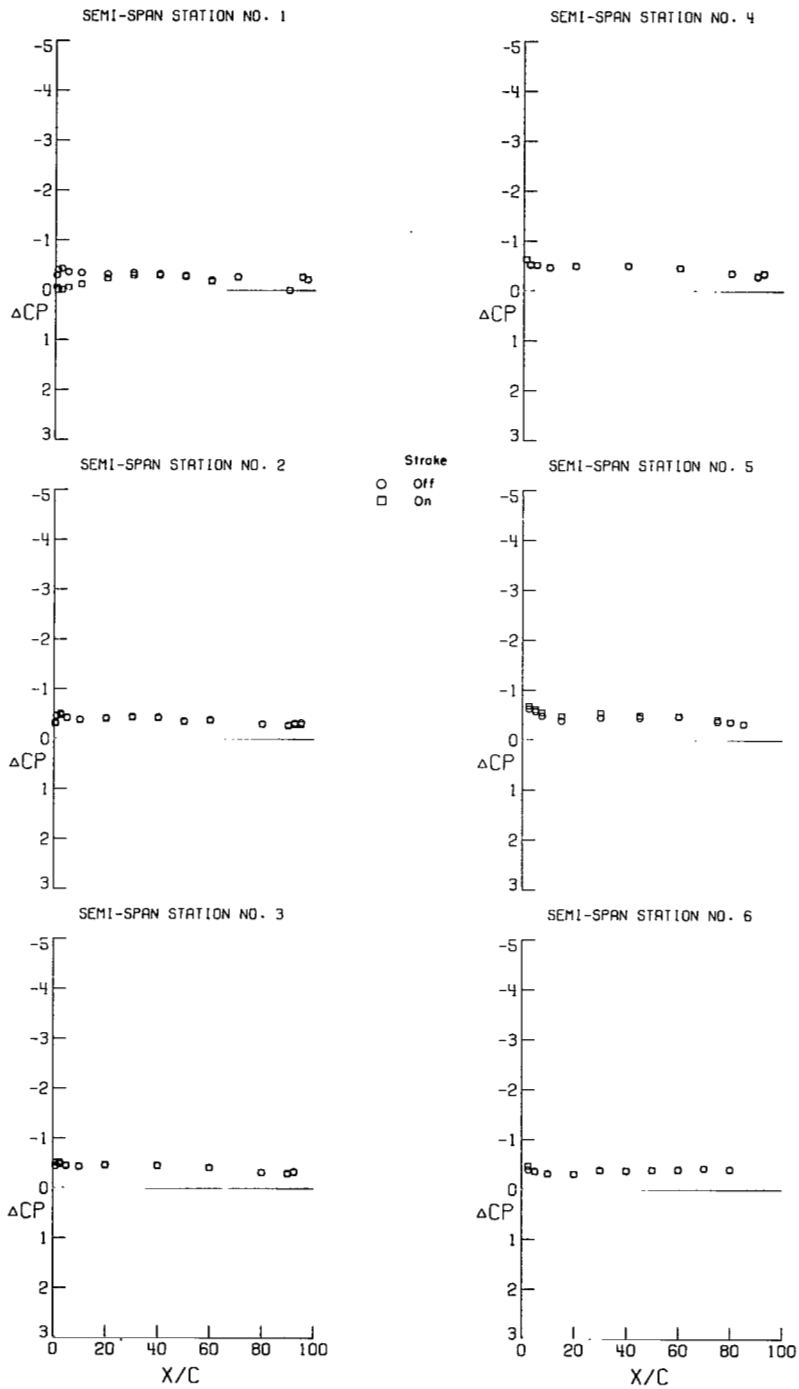
(c) $\alpha = 0.03^\circ$.

Figure 7. - Continued.



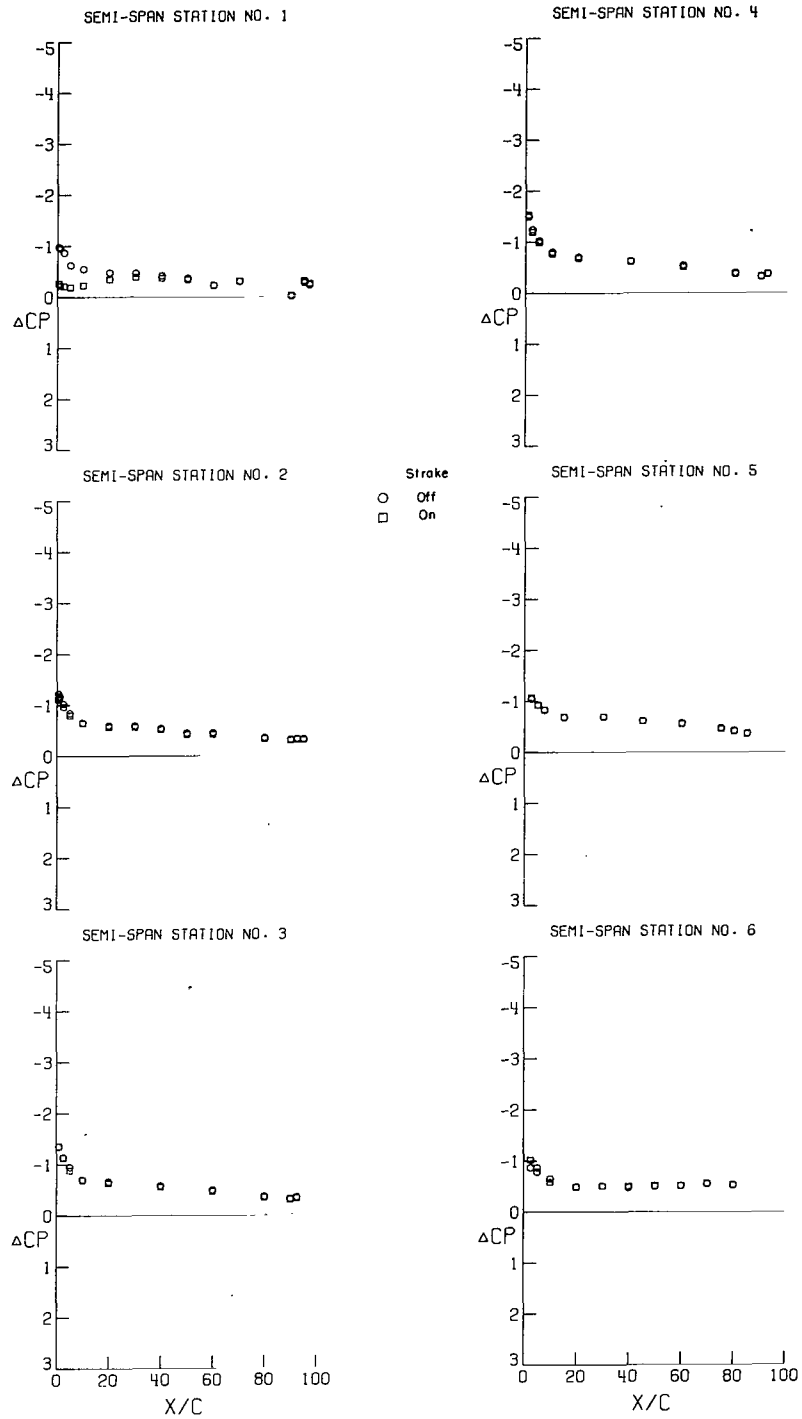
(d) $\alpha = 2.08^\circ$.

Figure 7.- Continued.



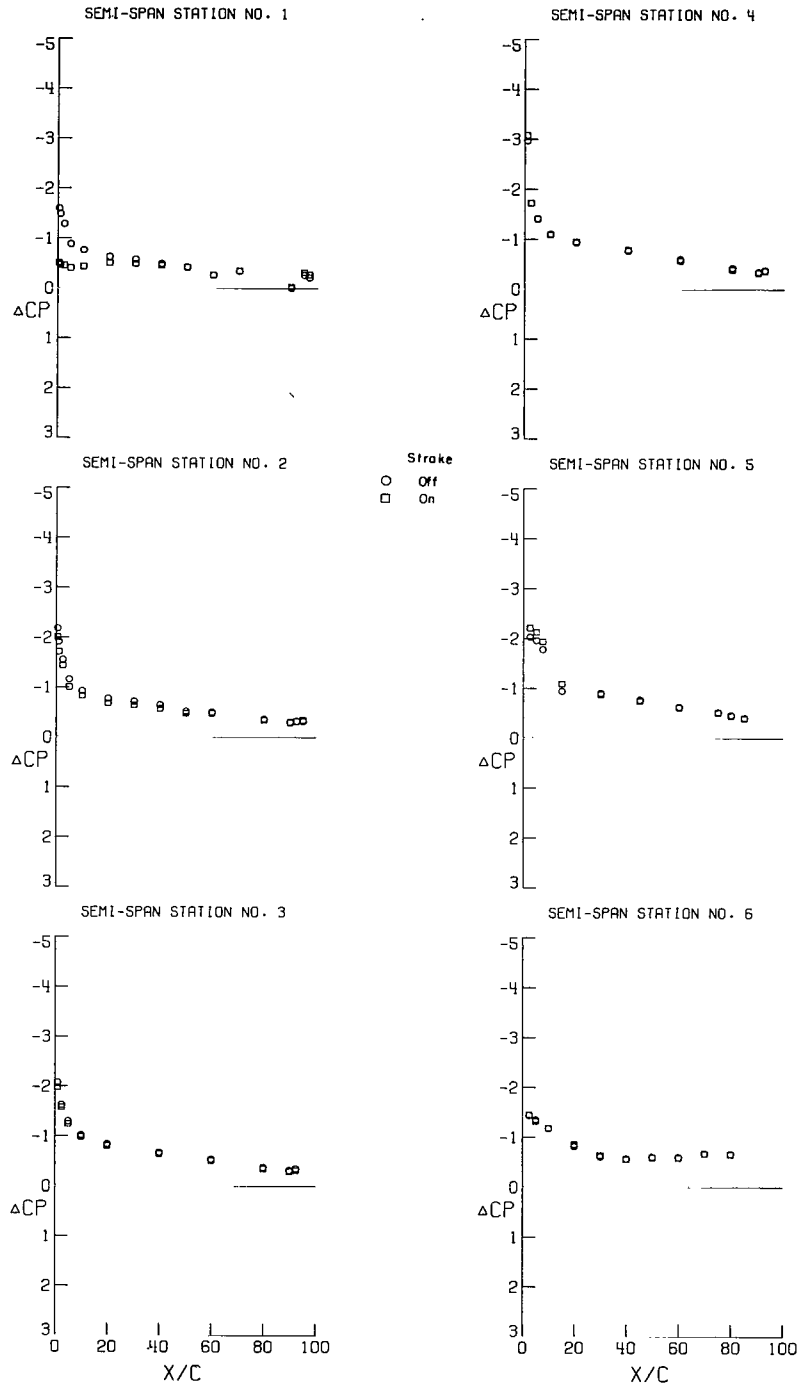
(e) $\alpha = 4.09^\circ$.

Figure 7.- Continued.



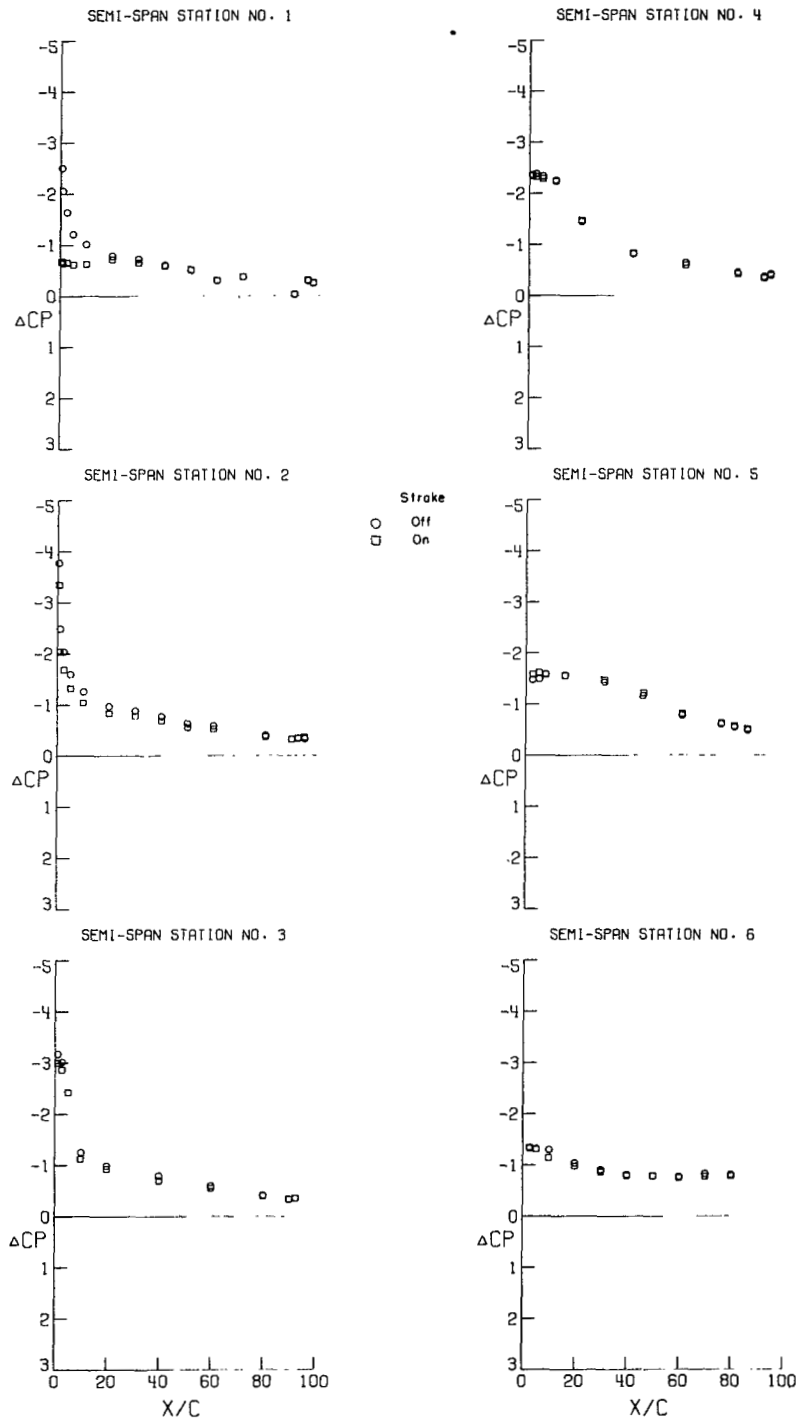
(f) $\alpha = 6.21^\circ$.

Figure 7.- Continued.



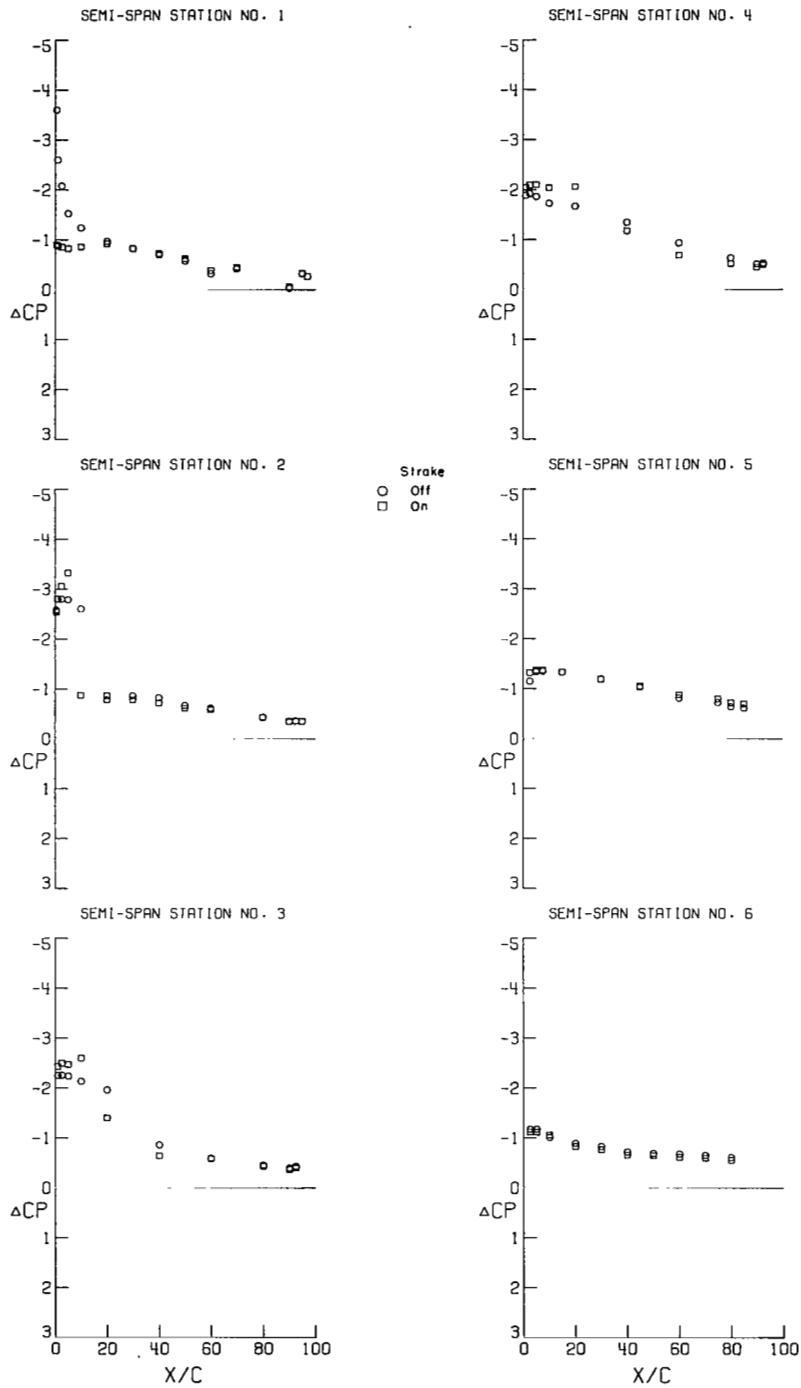
(g) $\alpha = 8.35^\circ$.

Figure 7.- Continued.



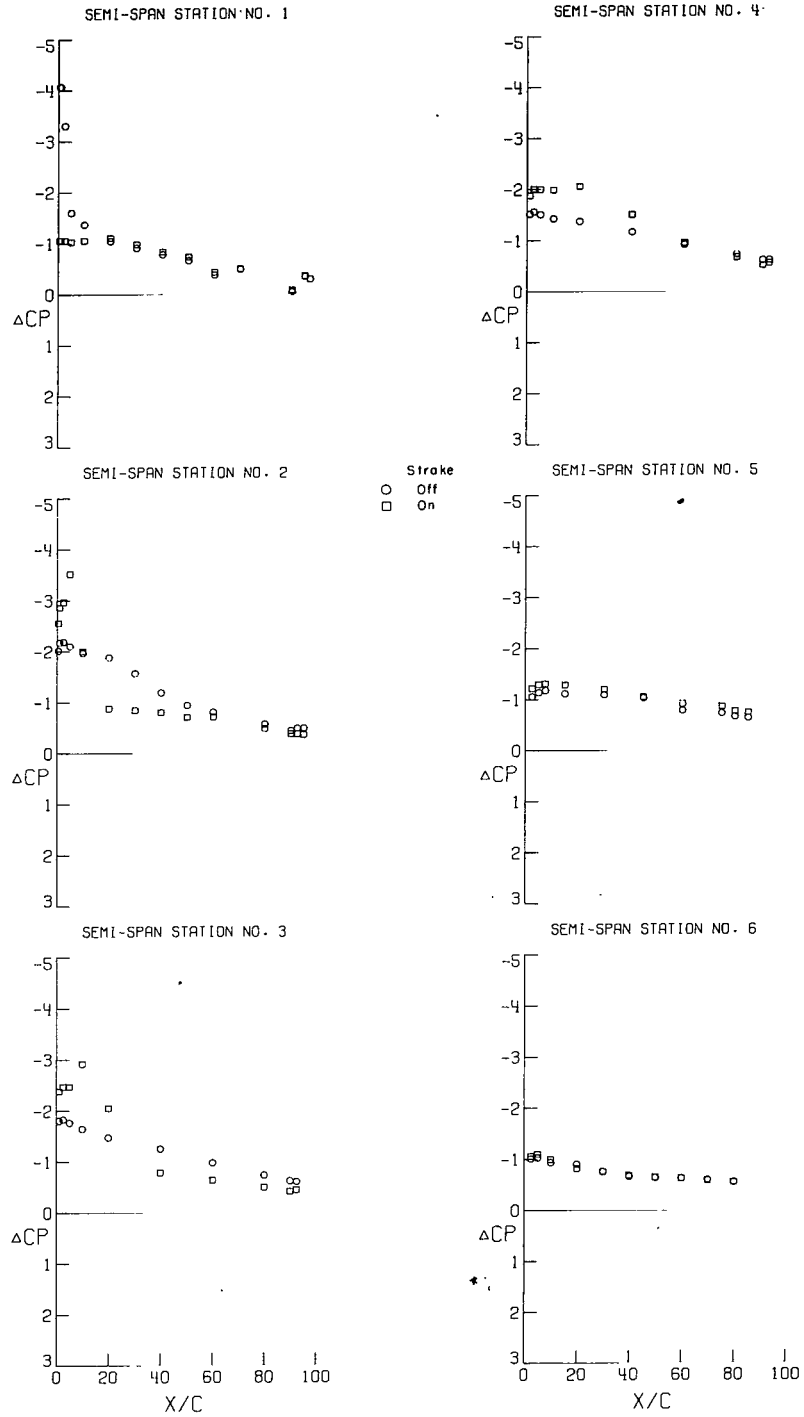
(h) $\alpha = 10.56^\circ$.

Figure 7.- Continued.



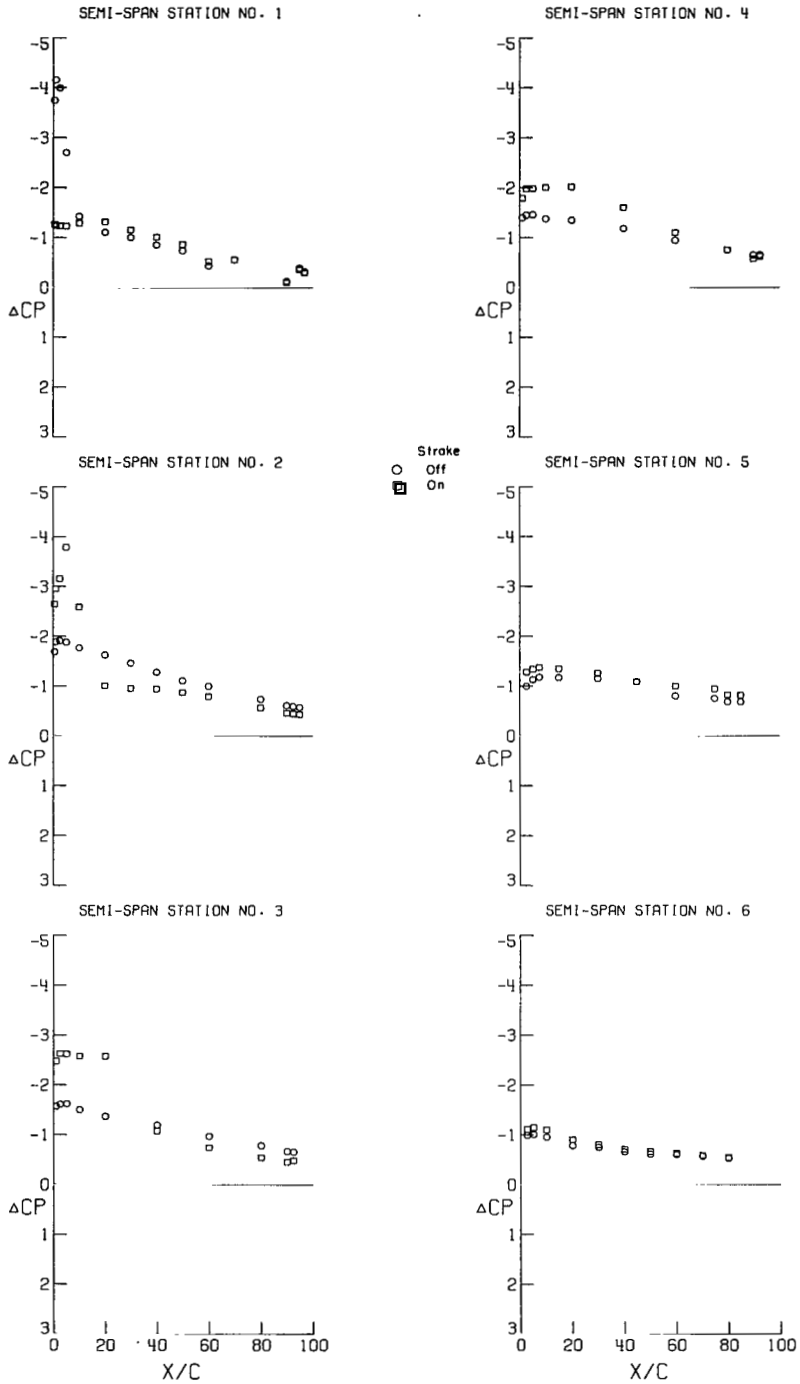
(i) $\alpha = 12.78^\circ$.

Figure 7. - Continued.



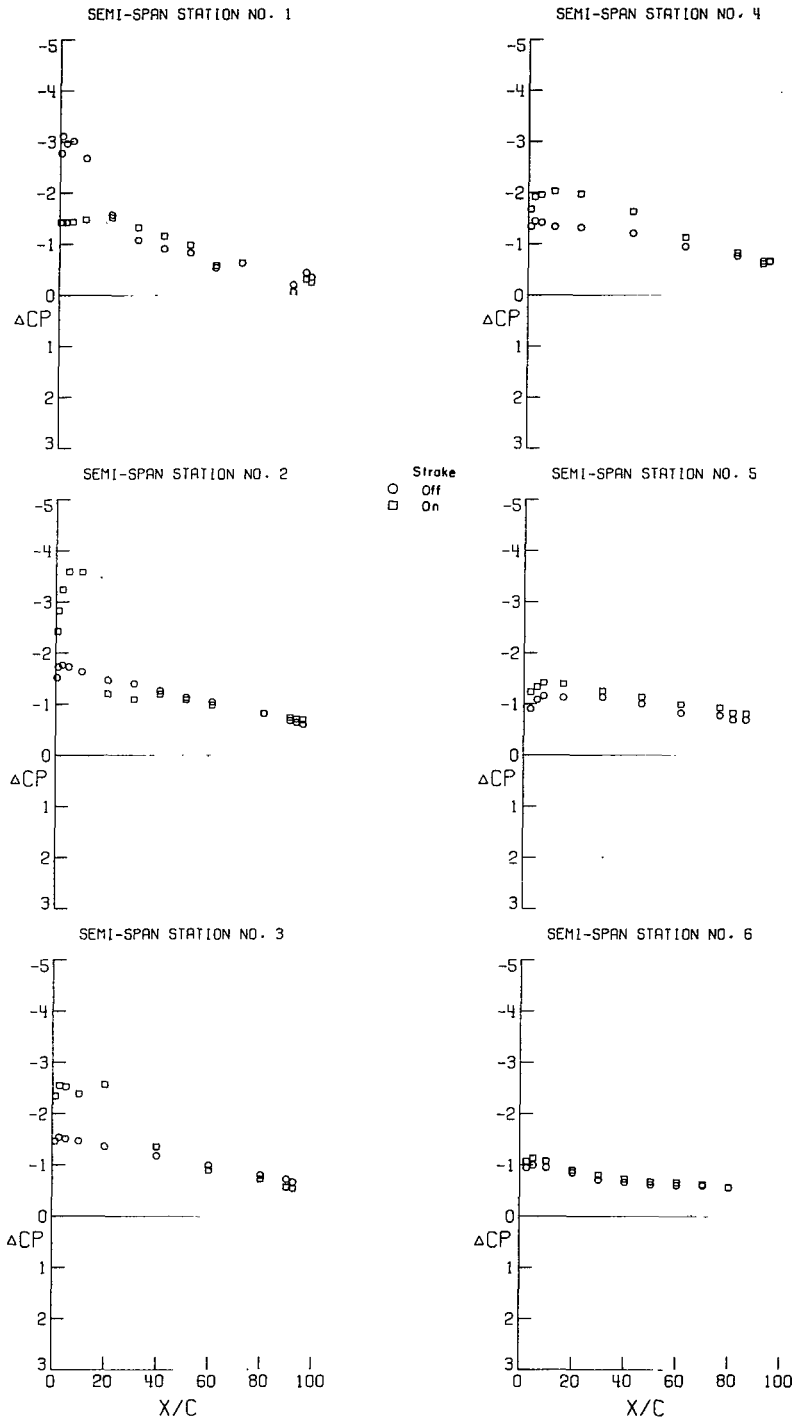
(j) $\alpha = 15.06^\circ$.

Figure 7.- Continued.



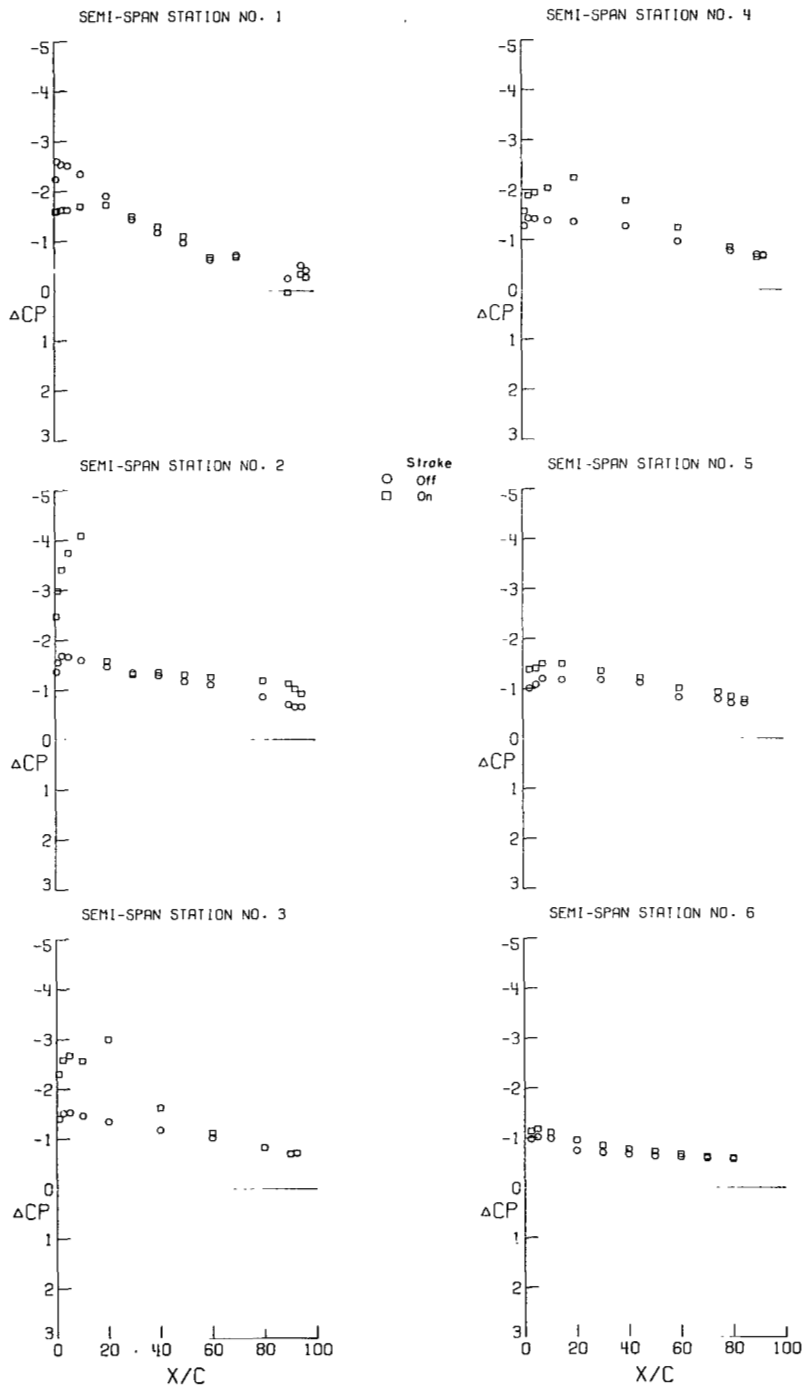
(k) $\alpha = 17.21^\circ$.

Figure 7.- Continued.



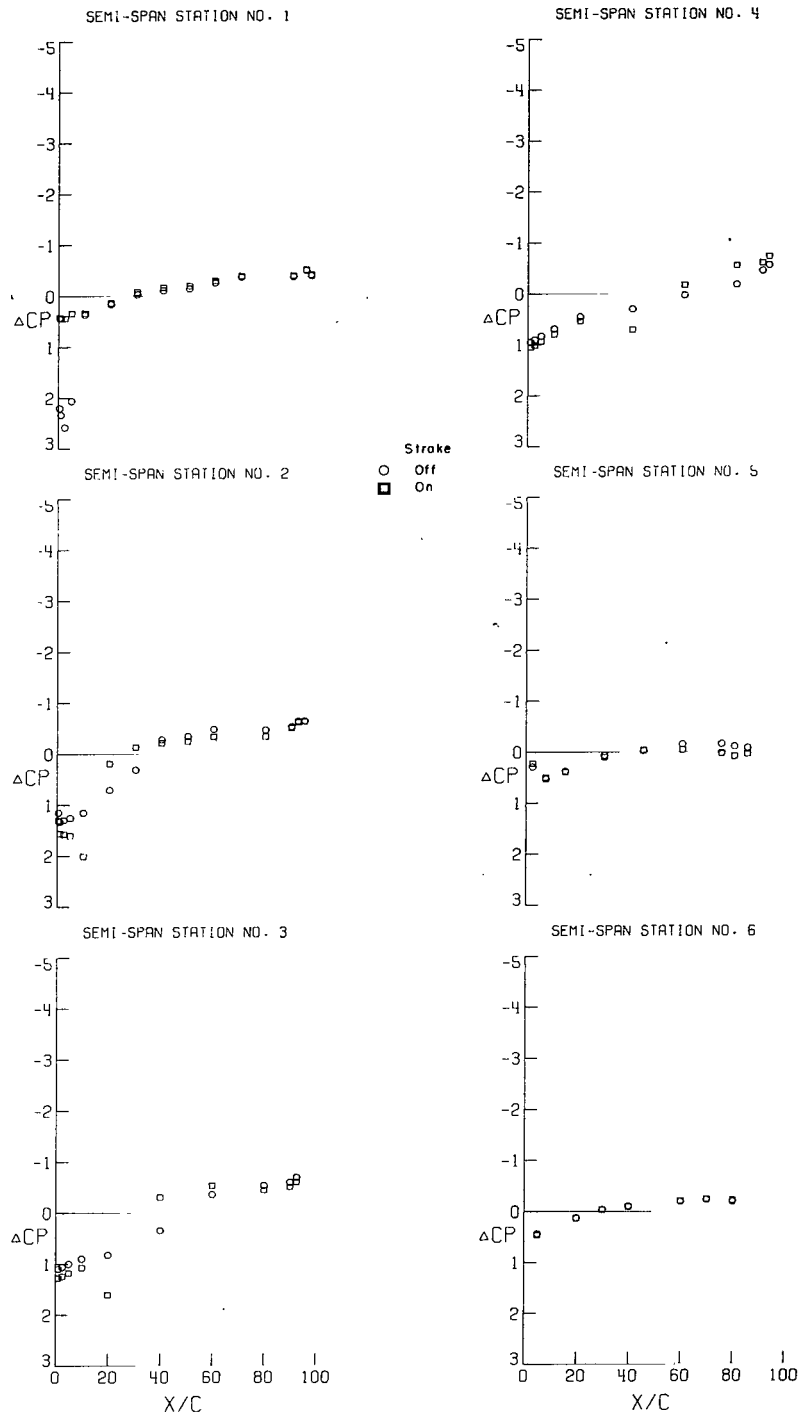
(1) $\alpha = 19.37^\circ$.

Figure 7.- Continued.




(m) $\alpha = 21.50^\circ$.

Figure 7.- Concluded.



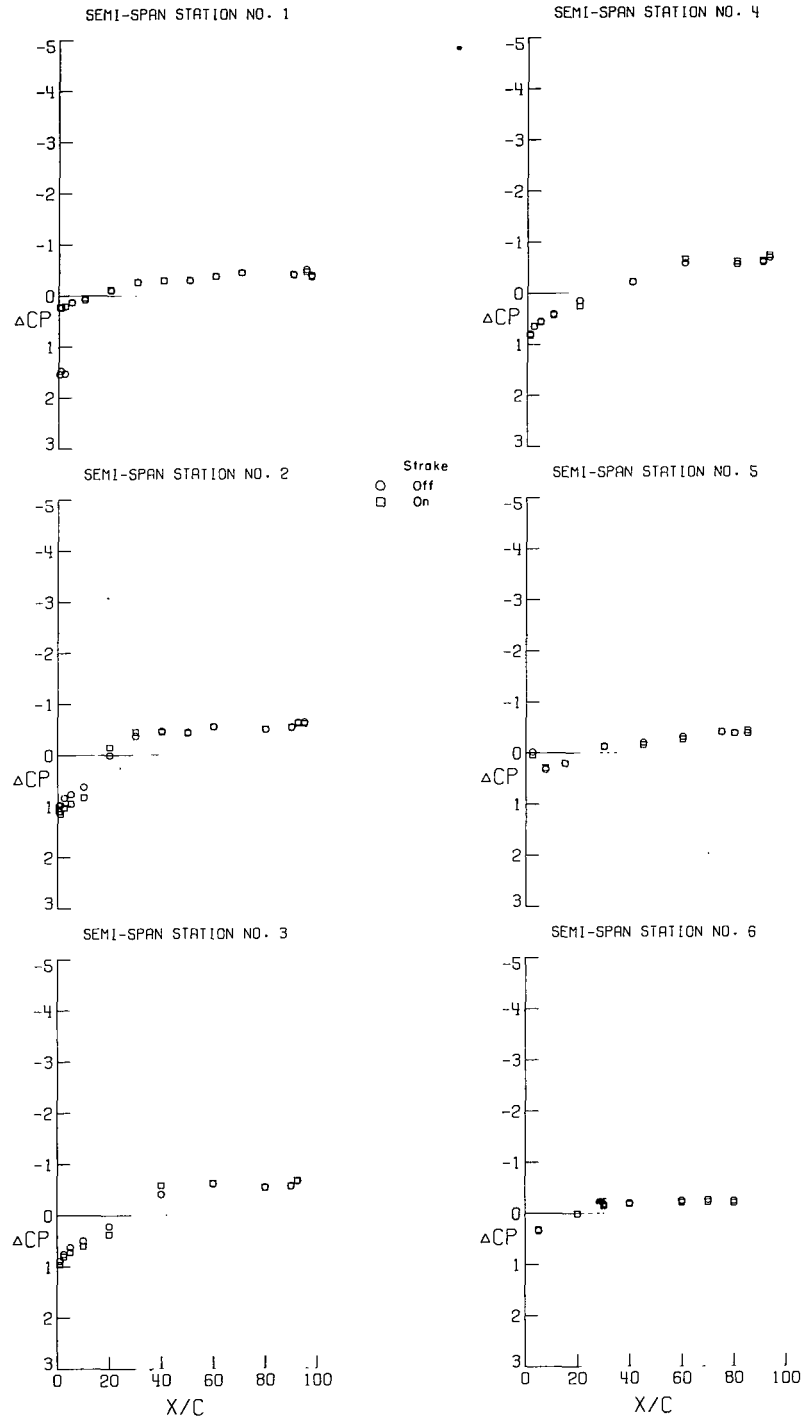
(a) $\alpha = -3.93^\circ$.

Figure 8.- Effect of strakes on the incremental pressure coefficients at a Mach number of 0.40. $C_{L,d} = 0.70$.



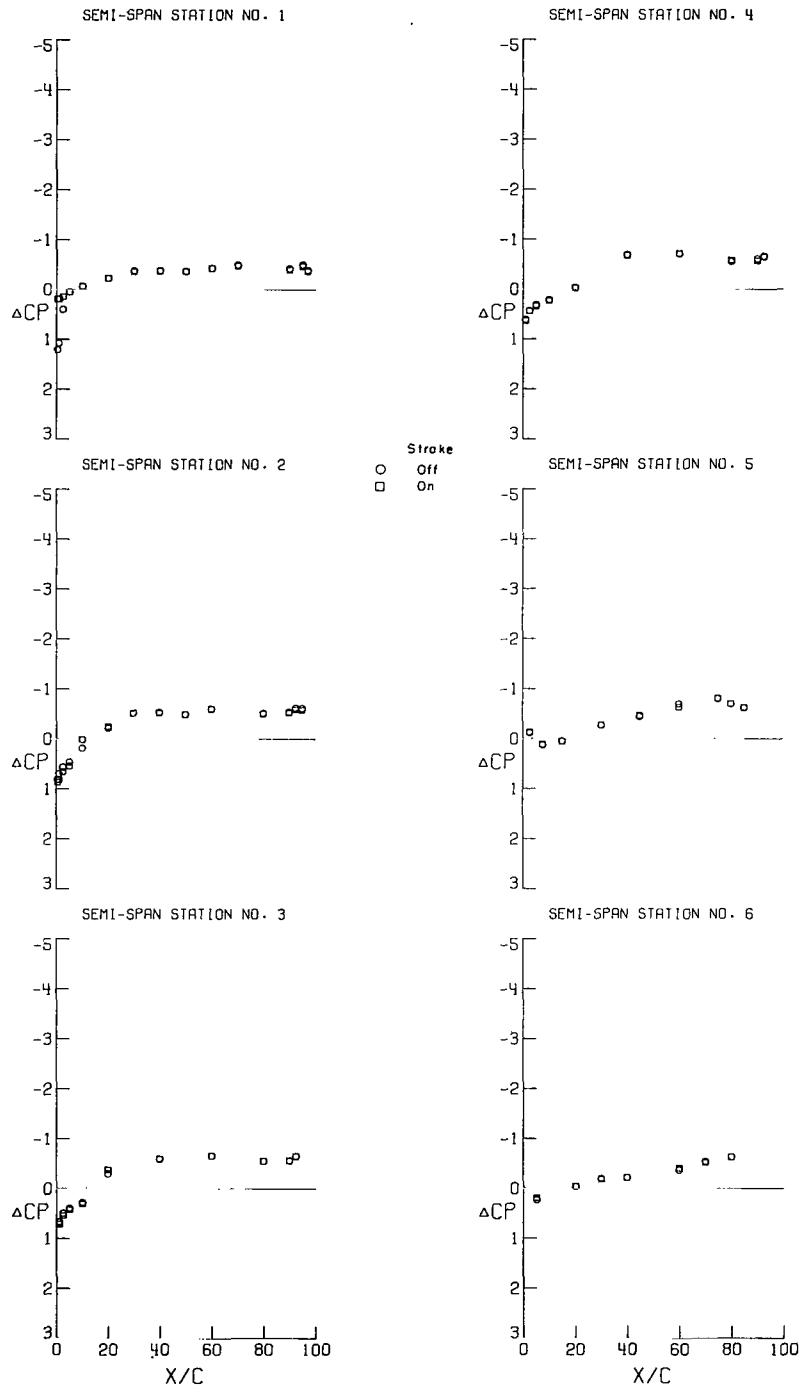
(b) $\alpha = -1.95^\circ$.

Figure 8.- Continued.



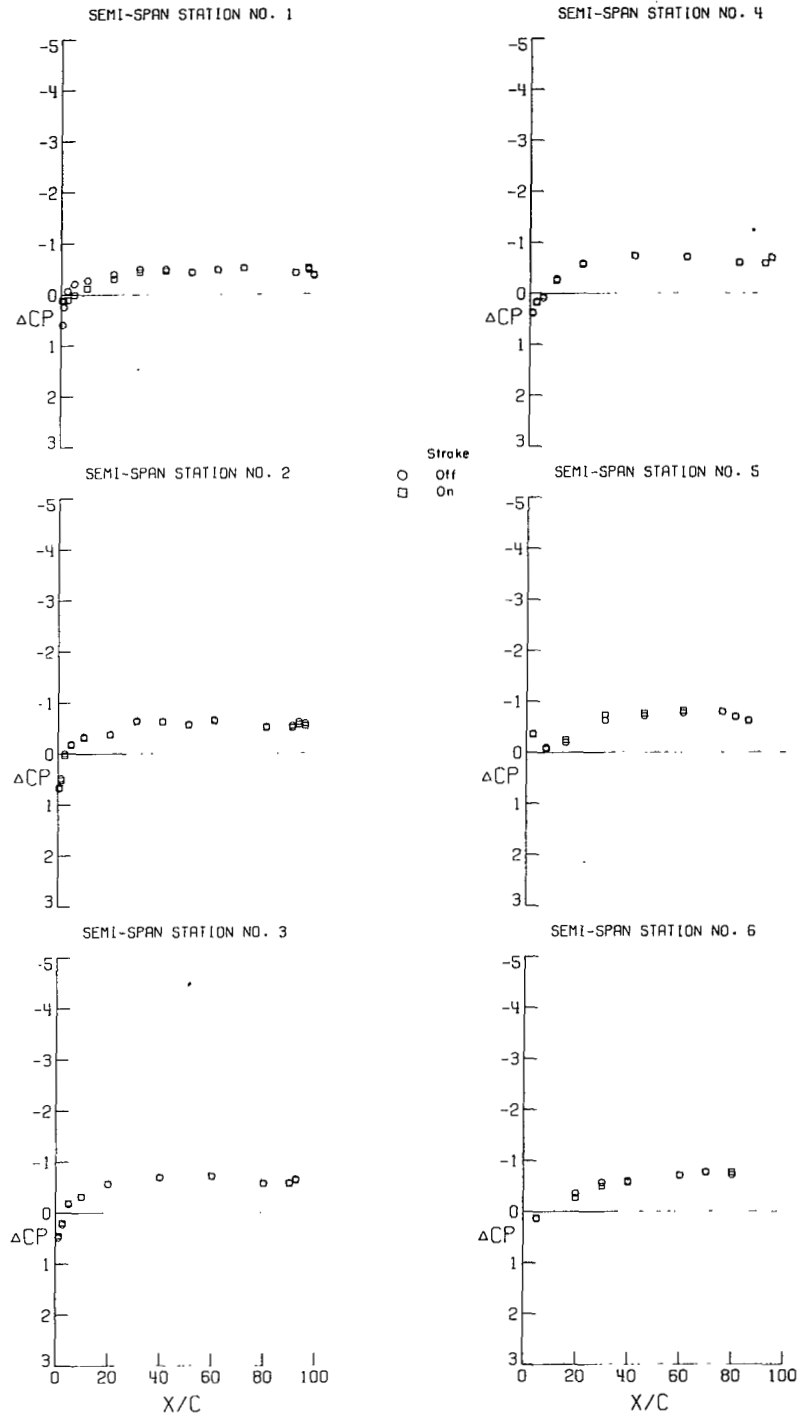
(c) $\alpha = 0.05^\circ$.

Figure 8.- Continued.



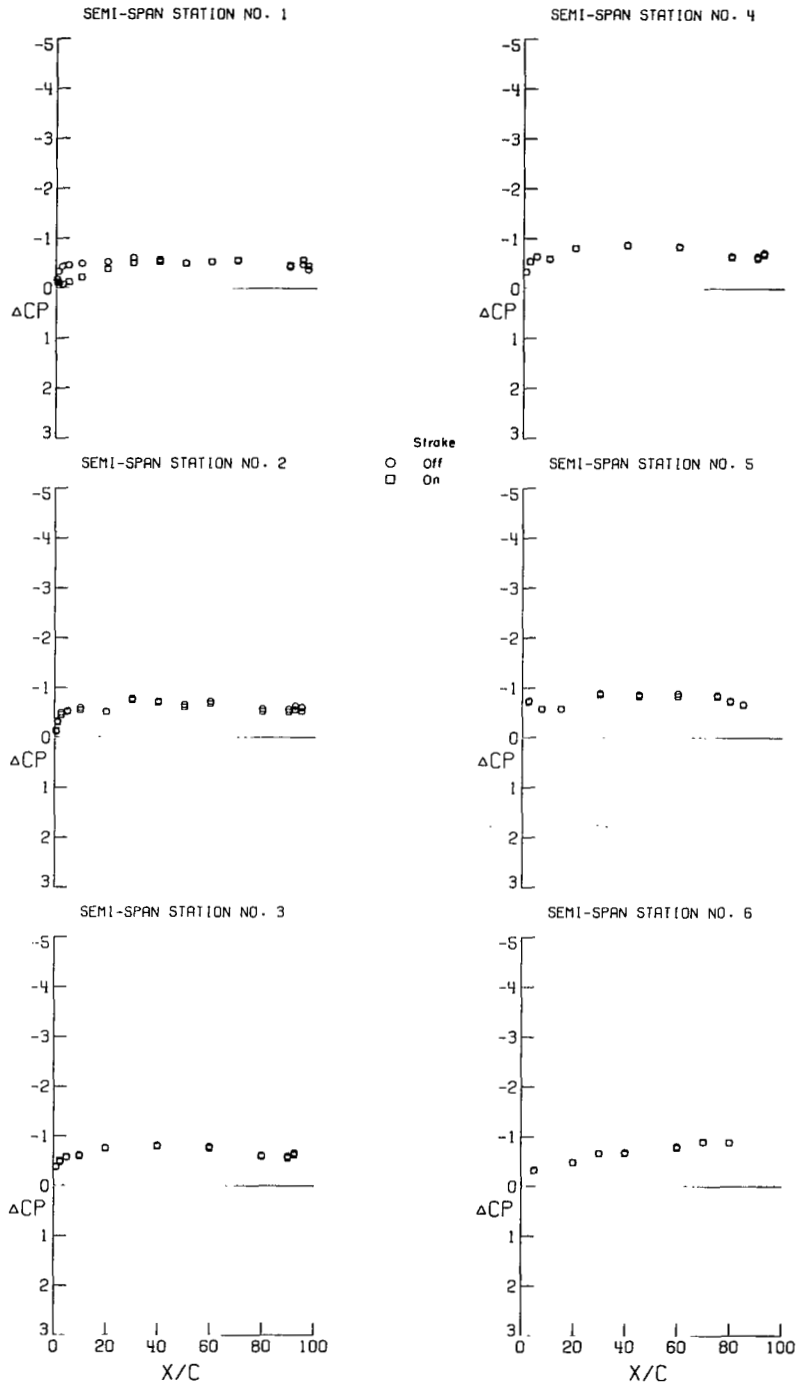
(d) $\alpha = 2.08^\circ$.

Figure 8.- Continued.



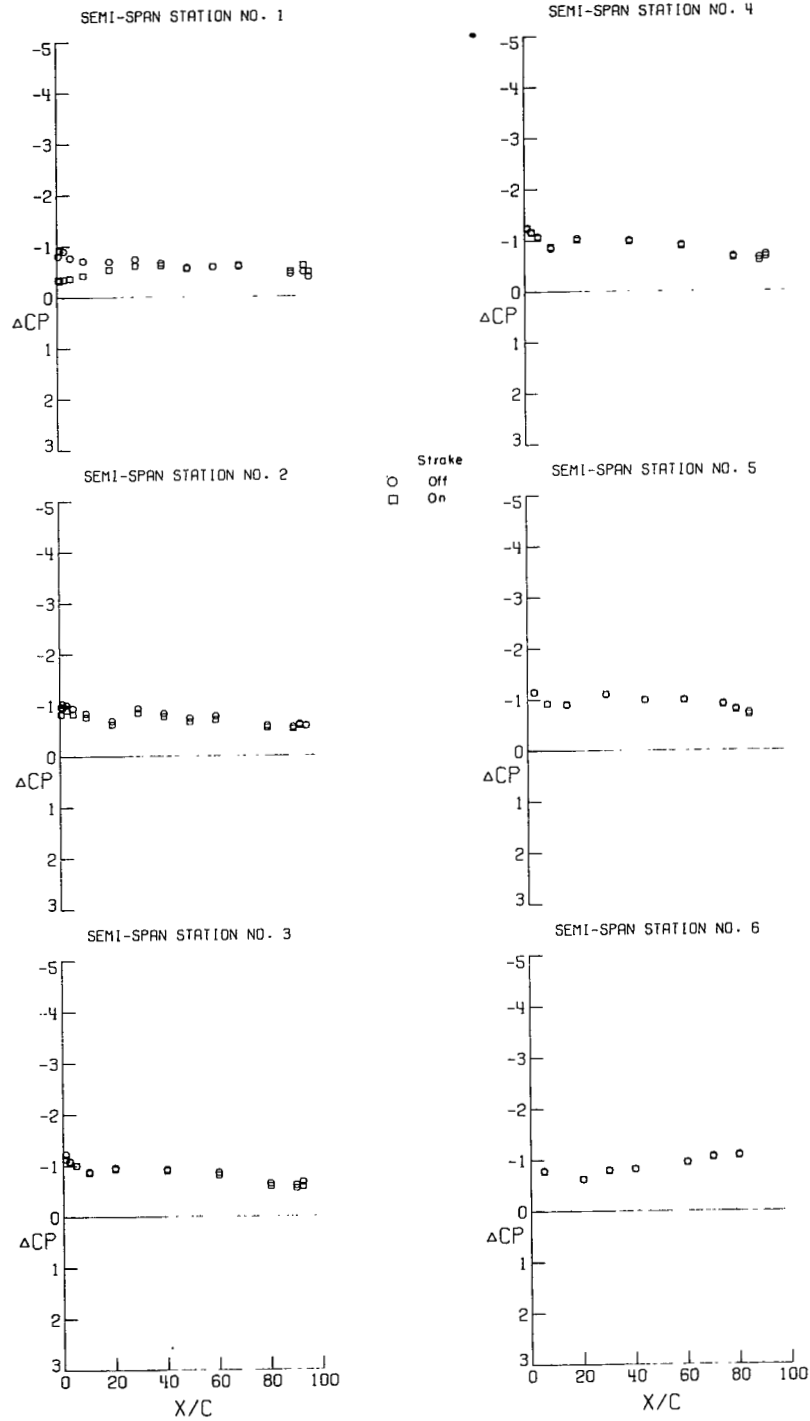
(e) $\alpha = 4.15^\circ$.

Figure 8.- Continued.



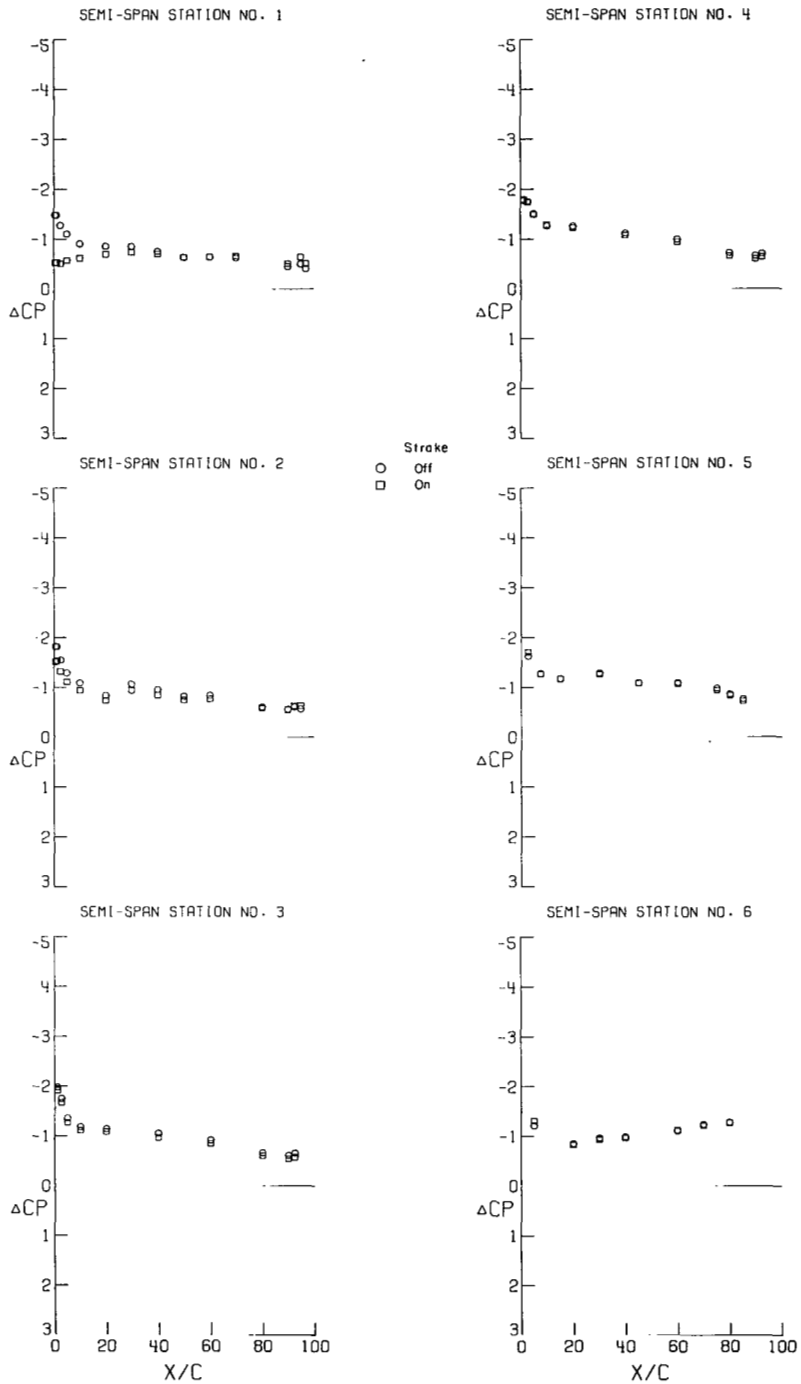
(f) $\alpha = 6.28^\circ$.

Figure 8.- Continued.



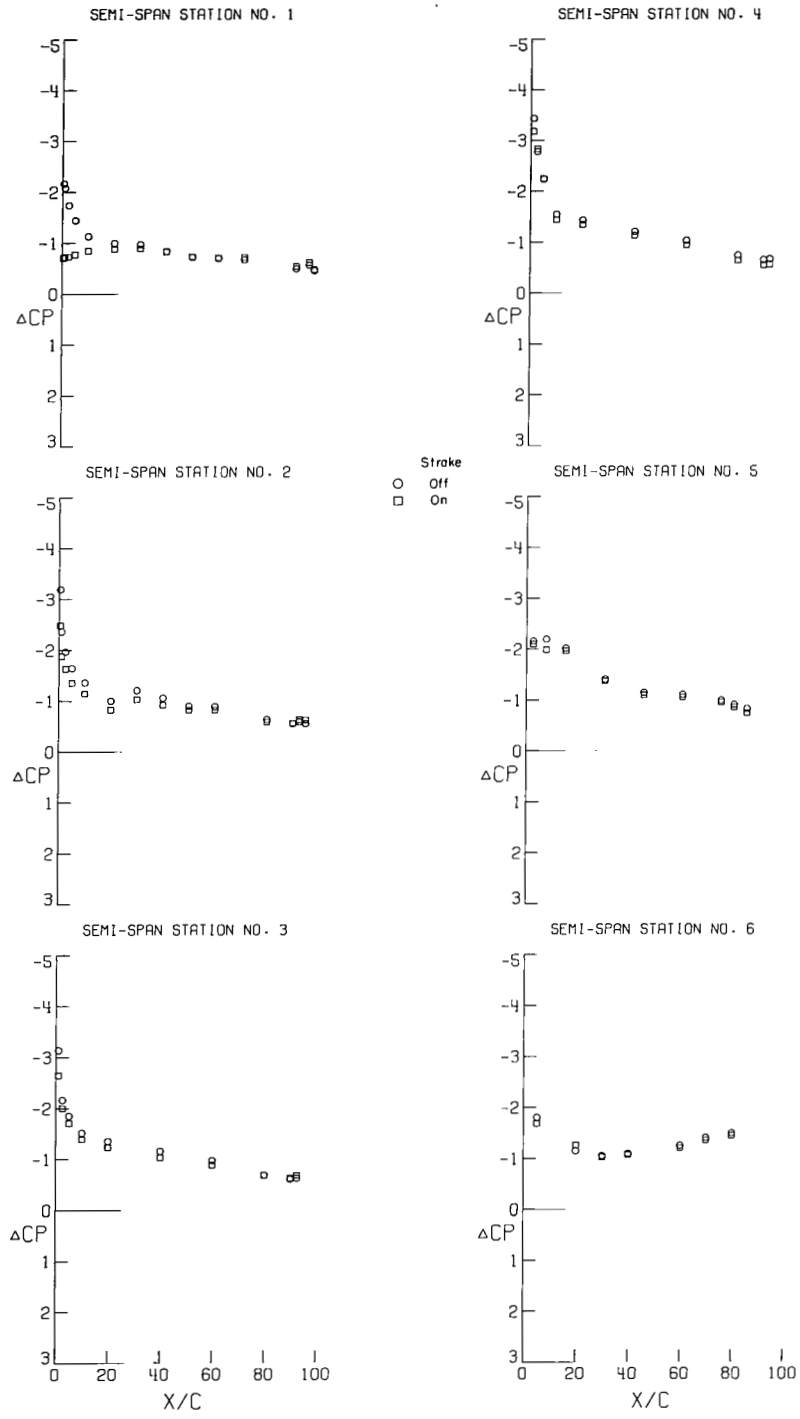
(g) $\alpha = 8.42^\circ$.

Figure 8.- Continued.



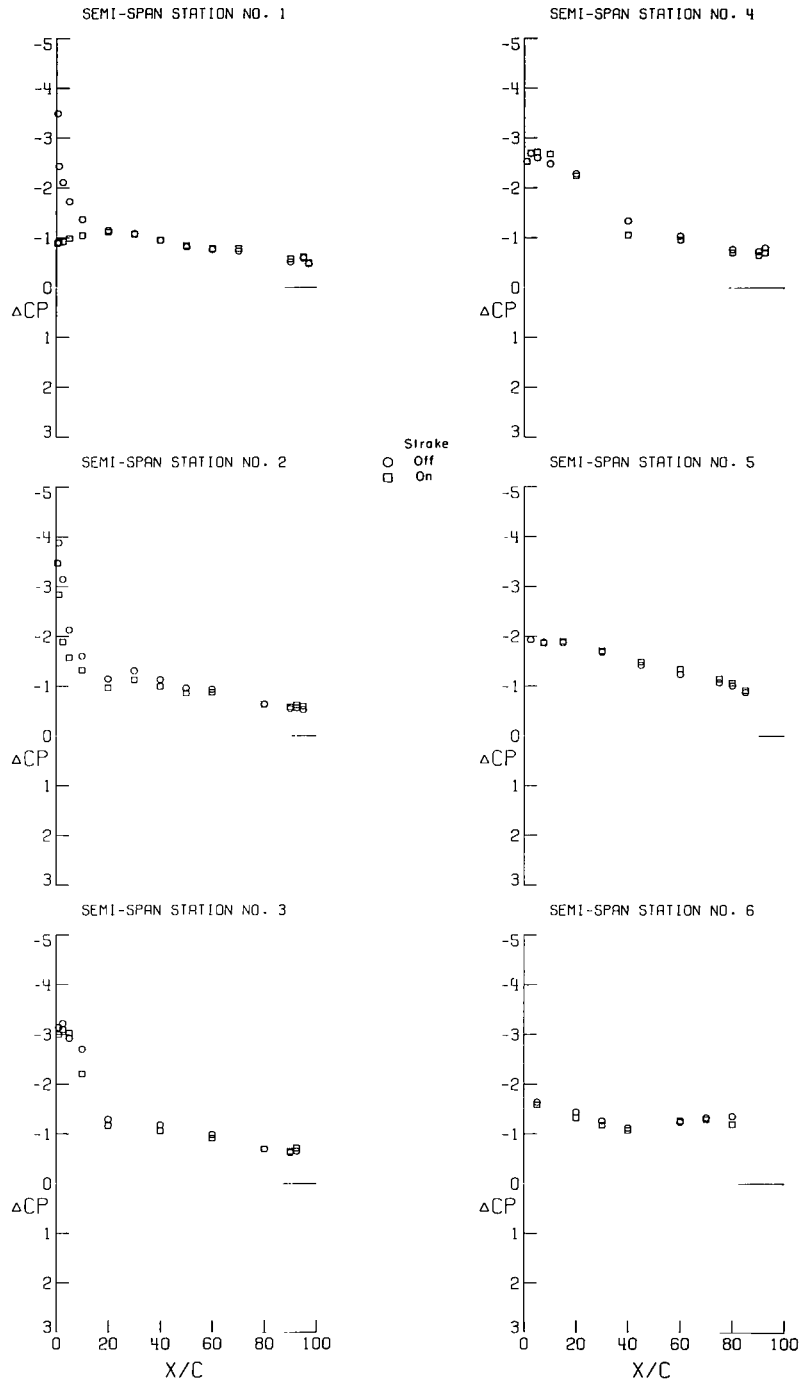
(h) $\alpha = 10.60^\circ$.

Figure 8. - Continued.



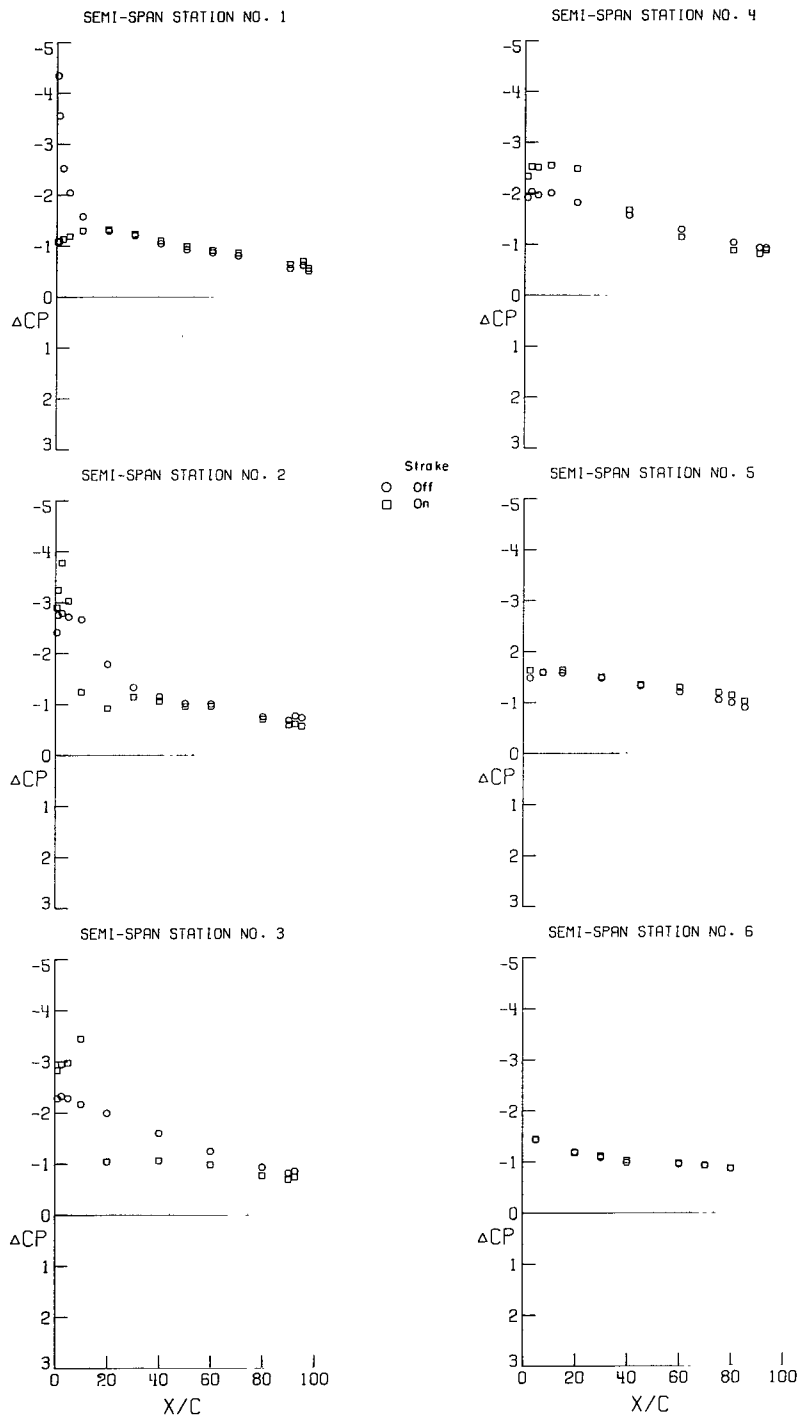
(i) $\alpha = 12.82^\circ$.

Figure 8.- Continued.



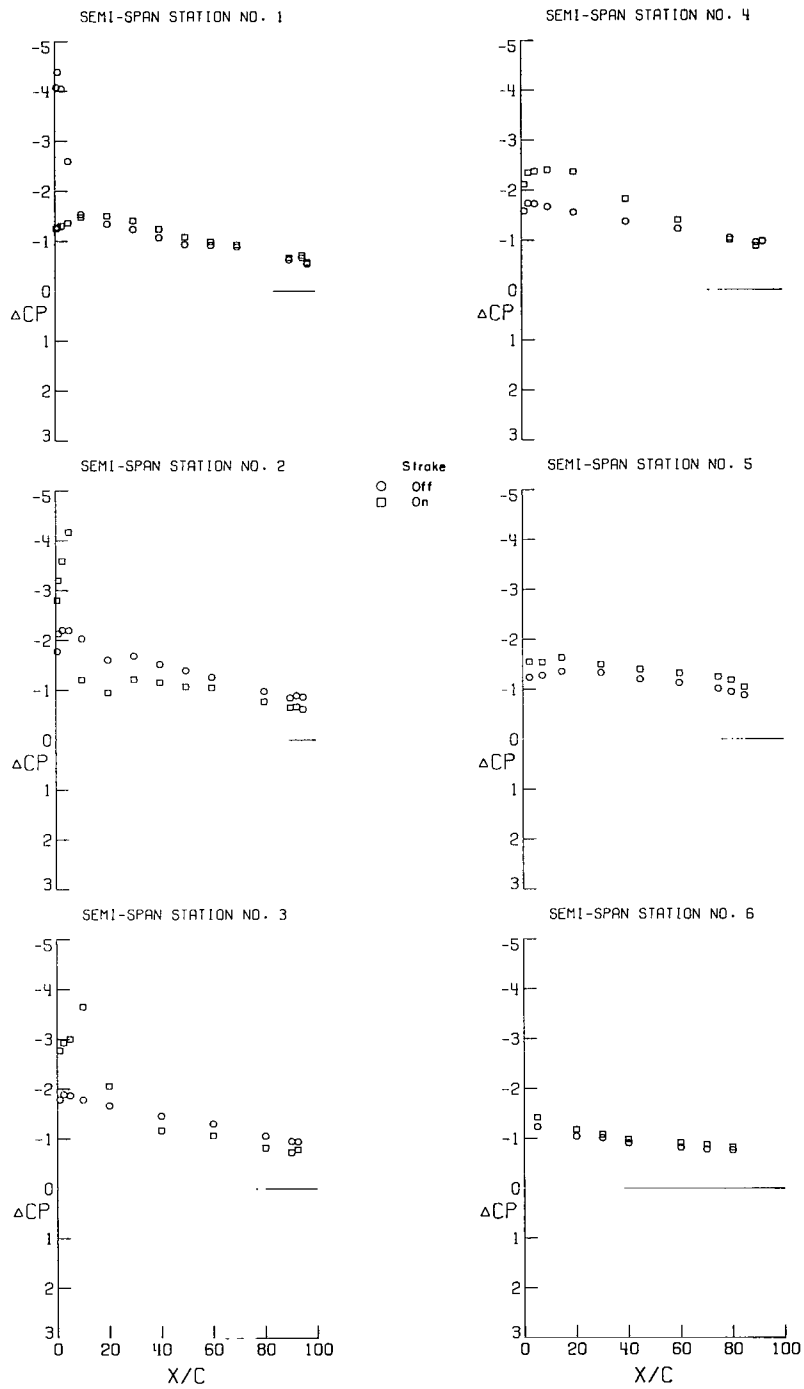
(j) $\alpha = 15.12^\circ$.

Figure 8.- Continued.



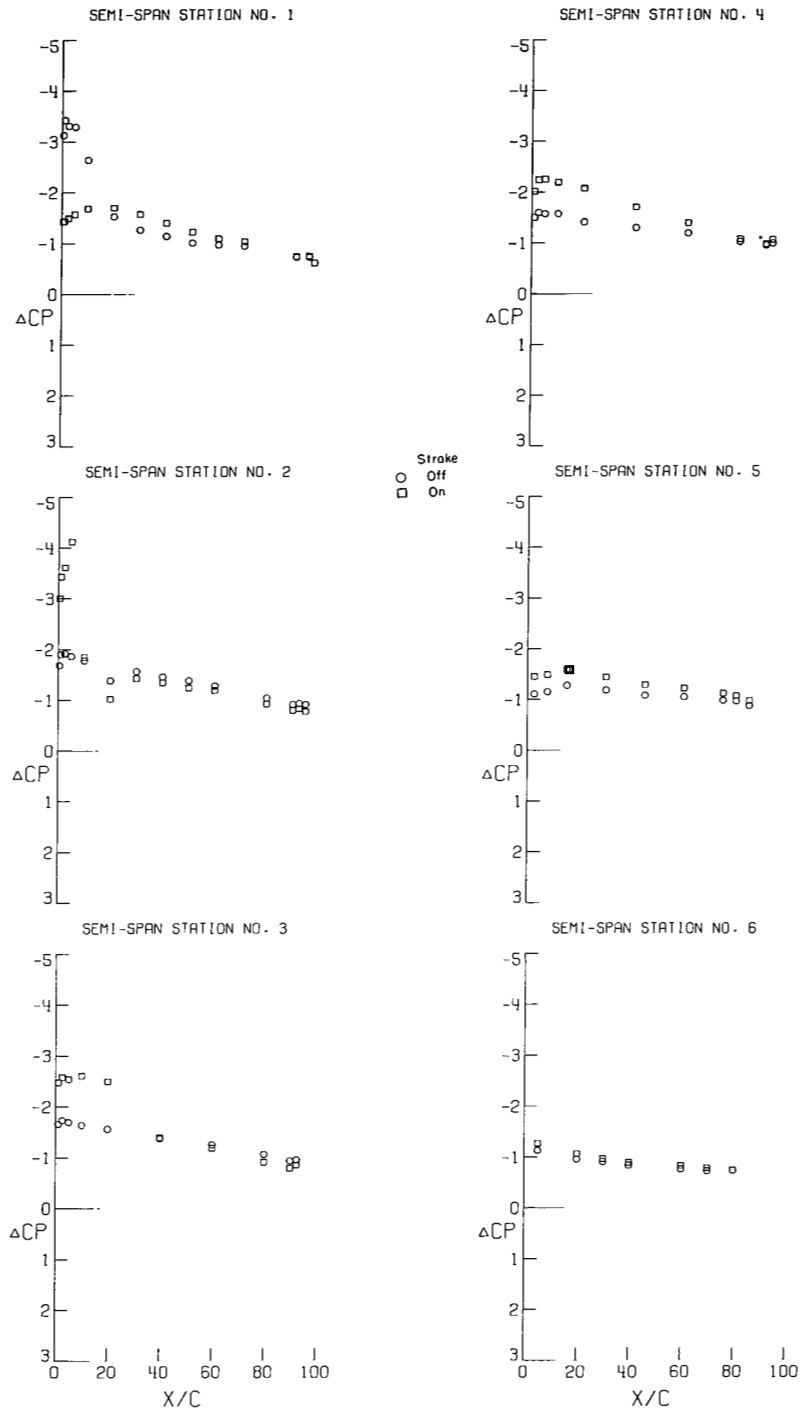
(k) $\alpha = 17.27^\circ$.

Figure 8.- Continued.



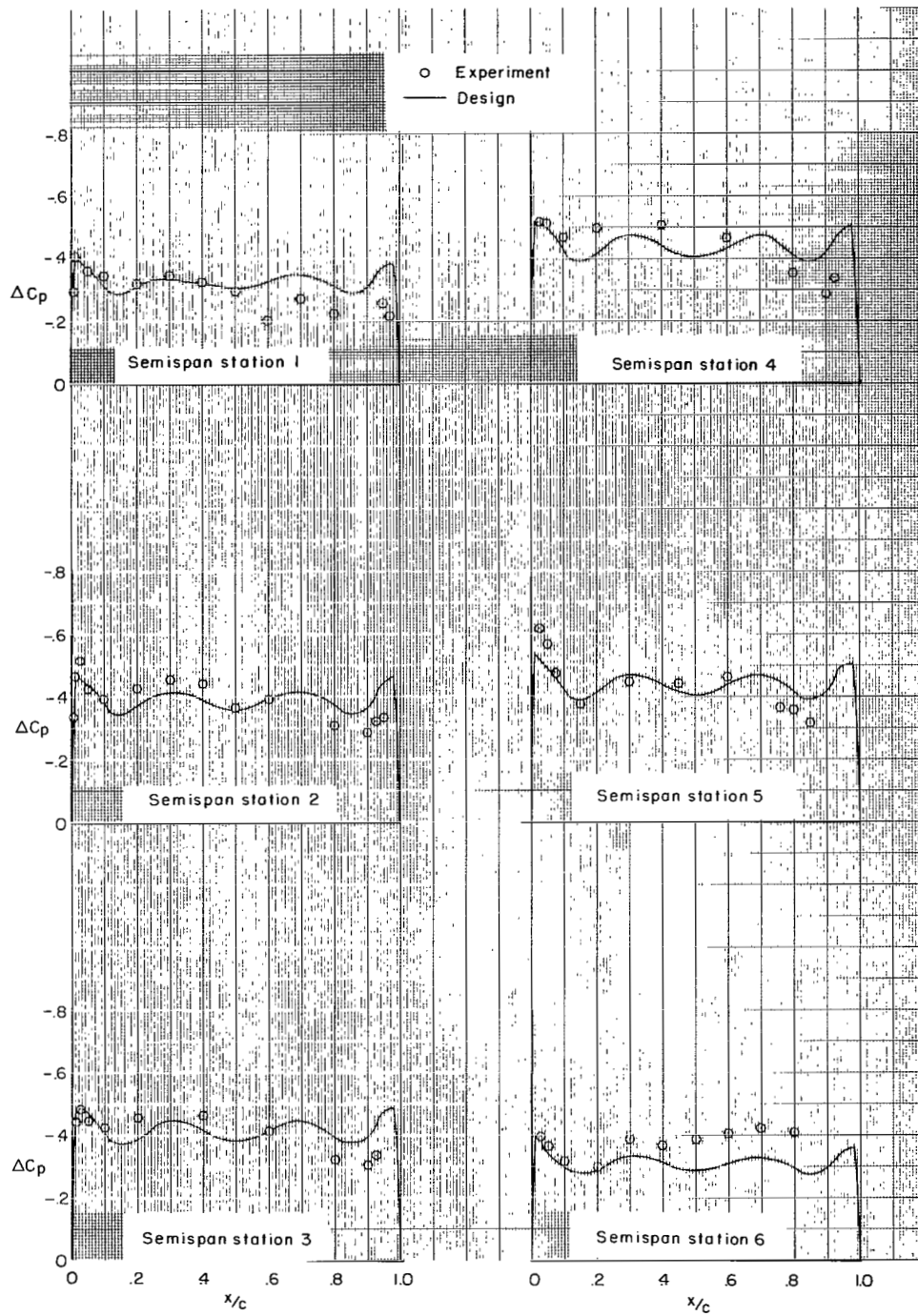
(1) $\alpha = 19.42^\circ$.

Figure 8.- Continued.



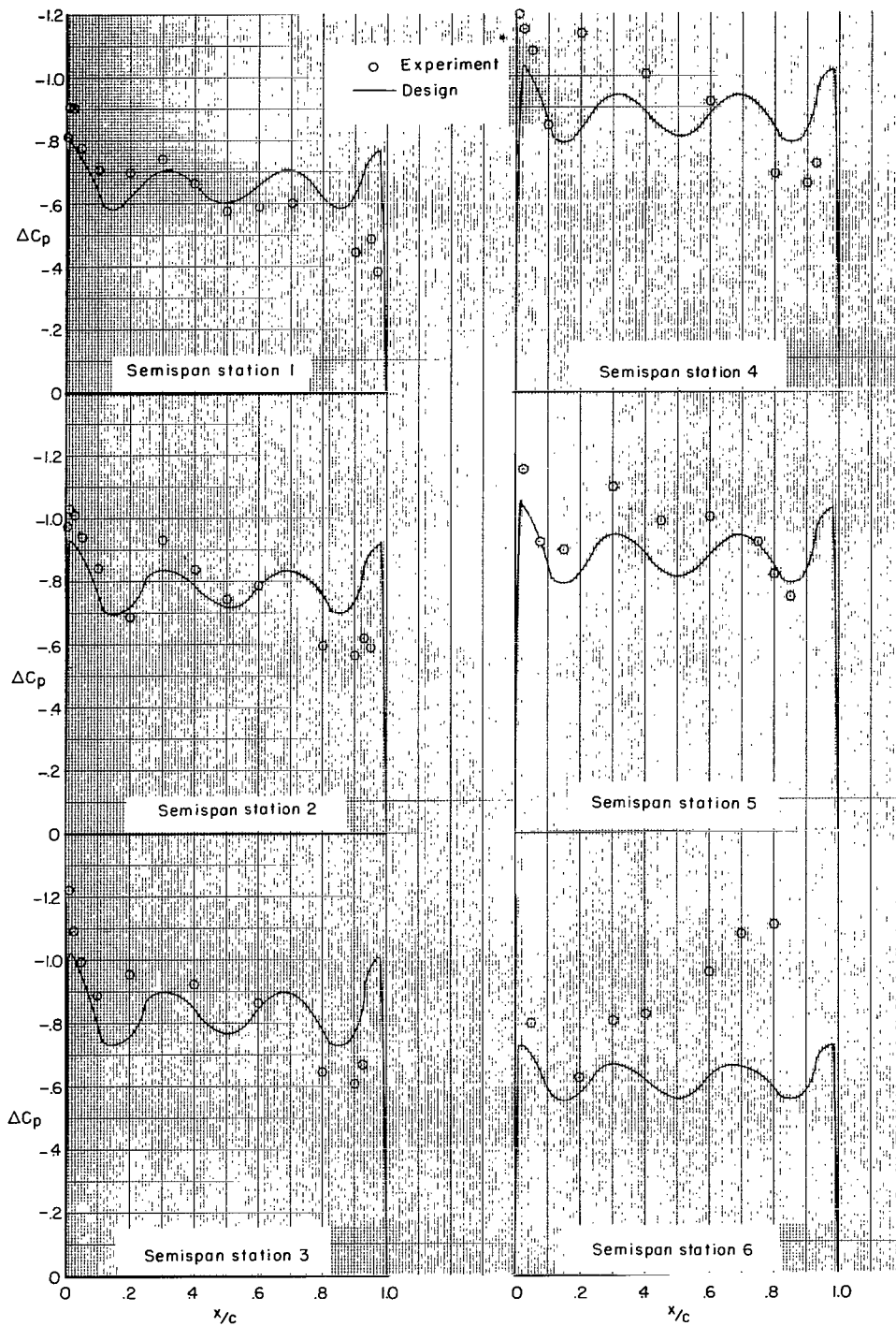
(m) $\alpha = 21.53^\circ$.

Figure 8.- Concluded.



(a) $C_{L,d} = 0.35$ and $\alpha = 4.09^\circ$.

Figure 9.- Comparison of experimental and design pressure distribution on the model with strake off.



(b) $C_{L,d} = 0.70$ and $\alpha = 8.37^\circ$.

Figure 9.- Concluded.

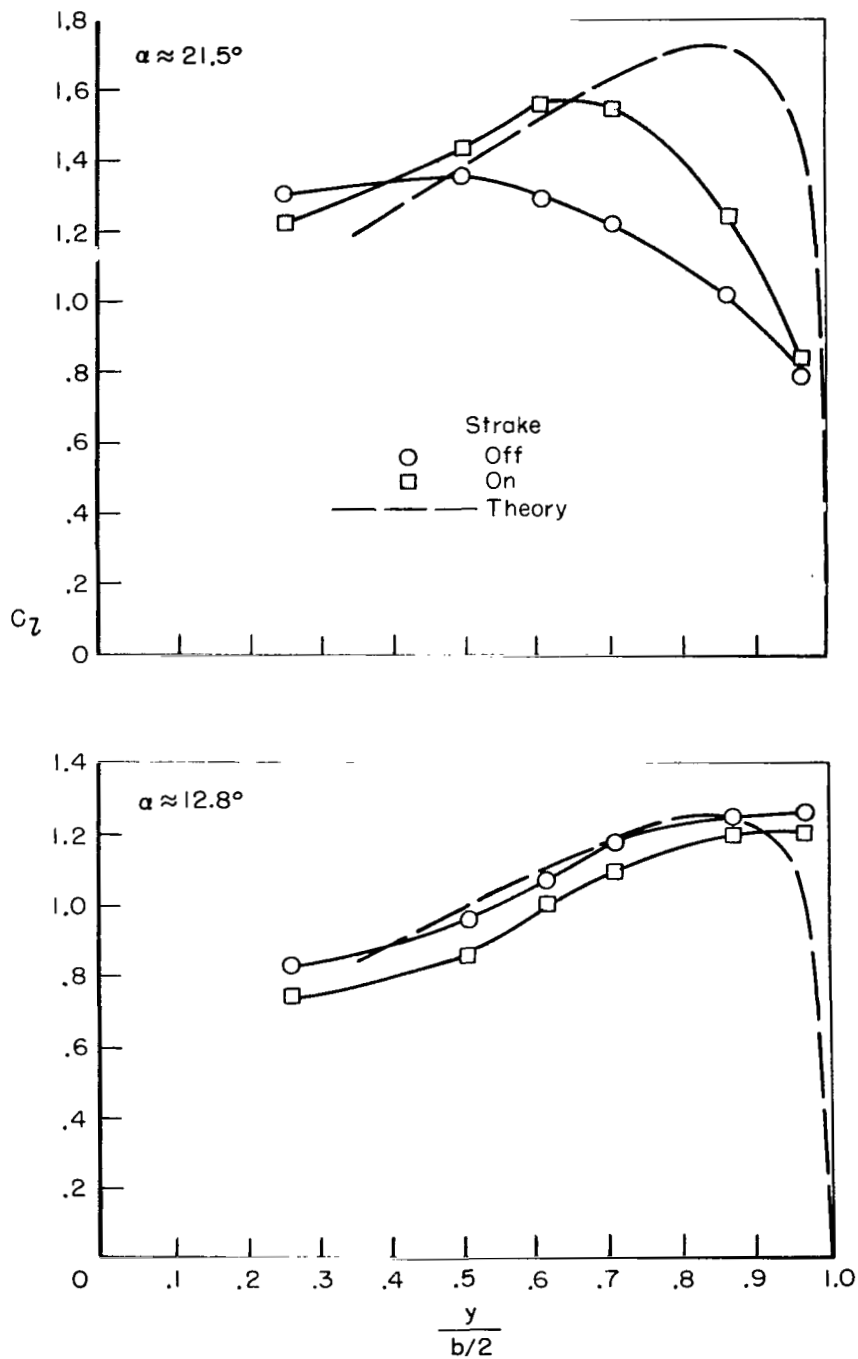


Figure 10.- Comparison of experimental and estimated spanwise lift distribution at two angles of attack for the strake on and off. $C_{L,d} = 0.70$.



734 001 C1 U A 750711 S00903DS
DEPT OF THE AIR FORCE
AF WEAPONS LABORATORY
ATTN: TECHNICAL LIBRARY (SUL)
KIRTLAND AFB NM 87117

POSTMASTER: If Undeliverable (Section 158
Postal Manual) Do Not Return

"The aeronautical and space activities of the United States shall be conducted so as to contribute . . . to the expansion of human knowledge of phenomena in the atmosphere and space. The Administration shall provide for the widest practicable and appropriate dissemination of information concerning its activities and the results thereof."

—NATIONAL AERONAUTICS AND SPACE ACT OF 1958

NASA SCIENTIFIC AND TECHNICAL PUBLICATIONS

TECHNICAL REPORTS: Scientific and technical information considered important, complete, and a lasting contribution to existing knowledge.

TECHNICAL NOTES: Information less broad in scope but nevertheless of importance as a contribution to existing knowledge.

TECHNICAL MEMORANDUMS: Information receiving limited distribution because of preliminary data, security classification, or other reasons. Also includes conference proceedings with either limited or unlimited distribution.

CONTRACTOR REPORTS: Scientific and technical information generated under a NASA contract or grant and considered an important contribution to existing knowledge.

TECHNICAL TRANSLATIONS: Information published in a foreign language considered to merit NASA distribution in English.

SPECIAL PUBLICATIONS: Information derived from or of value to NASA activities. Publications include final reports of major projects, monographs, data compilations, handbooks, sourcebooks, and special bibliographies.

TECHNOLOGY UTILIZATION PUBLICATIONS: Information on technology used by NASA that may be of particular interest in commercial and other non-aerospace applications. Publications include Tech Briefs, Technology Utilization Reports and Technology Surveys.

Details on the availability of these publications may be obtained from:

SCIENTIFIC AND TECHNICAL INFORMATION OFFICE

NATIONAL AERONAUTICS AND SPACE ADMINISTRATION

Washington, D.C. 20546