



2011

## Pricing of the Time-Change Risks

Ivan Shaliastovich  
*University of Pennsylvania*

George Tauchen

Follow this and additional works at: [https://repository.upenn.edu/fnce\\_papers](https://repository.upenn.edu/fnce_papers)



Part of the [Finance Commons](#), and the [Finance and Financial Management Commons](#)

---

### Recommended Citation

Shaliastovich, I., & Tauchen, G. (2011). Pricing of the Time-Change Risks. *Journal of Economic Dynamics and Control*, 35 (6), 843-858. <http://dx.doi.org/10.1016/j.jedc.2011.01.003>

This paper is posted at ScholarlyCommons. [https://repository.upenn.edu/fnce\\_papers/317](https://repository.upenn.edu/fnce_papers/317)  
For more information, please contact [repository@pobox.upenn.edu](mailto:repository@pobox.upenn.edu).

---

## Pricing of the Time-Change Risks

### Abstract

We develop an equilibrium endowment economy with Epstein–Zin recursive utility and a Lévy time-change subordinator, which represents a clock that connects business and calendar time. Our setup provides a tractable equilibrium framework for pricing non-Gaussian jump-like risks induced by the time-change, with closed-form solutions for asset prices. Persistence of the time-change shocks leads to predictability of consumption and dividends and time-variation in asset prices and risk premia in calendar time. In numerical calibrations, we show that the risk compensation for Lévy risks accounts for about one-third of the overall equity premium.

### Disciplines

Finance | Finance and Financial Management

# Pricing of the Time-Change Risks

Ivan Shaliastovich  
George Tauchen \*

Current Draft: November 2009

## Abstract

We develop a discrete-time real endowment economy featuring recursive preferences and a Lévy time-change subordinator, which represents a clock that connects business time to calendar time. This setup provides a convenient equilibrium framework for pricing non-Gaussian risks, with closed-form analytical solutions for the asset prices. We show that the non-Gaussianity of fundamentals due to time-deformation induces risk compensations which depend on higher order moments of consumption and dividend series. Persistence of the activity shocks leads to predictability of the endowment streams and time-variation in asset prices and risk premia. In numerical calibrations, we show that the compensation for Lévy risks accounts for about one-third of the overall risk premium in the economy.

**Keywords:** Risk premium, time change, Lévy processes, recursive preferences

**JEL classification:** G12, D51, C51

---

\*Ivan Shaliastovich (ishal@wharton.duke.edu) is at the Wharton School, University of Pennsylvania and George Tauchen (george.tauchen@duke.edu) is at the Department of Economics, Duke University. The previous draft of the paper was circulated under the title "Pricing Implications of Stochastic Volatility, Business Cycle Time Change, and Non-Gaussianity." We thank Ravi Bansal, Tim Bollerslev, Maxym Dedov, Bjorn Eraker, Nour Meddahi and participants of Duke Financial Econometrics Lunch group and 2006 Financial Econometrics Conference in Montreal for helpful suggestions.

# 1 Introduction

It has long been known that financial prices display special characteristics, such as persistent stochastic volatility, skewness and excess kurtosis. While an enormous amount of research has been devoted to capturing these features, much of the work is essentially a reduced-form statistical modeling. In this paper we take a different approach and examine the risk and return properties attributable to these features from a structural perspective. The key idea that we explore is a one-dimensional measure of current economic conditions, akin an NBER business cycle indicator or Chicago Fed National Activity Index. Similar to Stock (1988), we interpret this state variable as a clock which measures the pace of economic activity. We show that a time-deformation gives rise to non-Gaussian jump-like risks in calendar time, and leads to non-Gaussianity of returns and time-variation in the risk premium.

We consider a discrete-time, real endowment economy similar to the long-run risks specification of Bansal and Yaron (2004). The preferences of the representative agent are characterized by a recursive utility of Kreps and Porteus (1978) and Weil (1989), in a parametrization of Epstein and Zin (1989). These preferences allow for a separation between risk aversion and intertemporal elasticity of substitution of investors, which goes a long way to explain key features of the asset markets (for a review see Bansal, 2007). Since we take a rational expectations equilibrium modeling approach without any appeal to behavioral explanations, the dynamics of the endowment and dividend cash flows are crucial. Specifically, we assume that the log consumption and dividend on any asset evolve on the two time scales. In business time, they are i.i.d. Gaussian. The calendar time is connected to a business time scale through a time-change state variable. We model the time change variable as a Lévy-based subordinator, that is, a non-decreasing and positive process driven by Lévy shocks.

First, we consider a pure random walk specification for the time-change. We show that consumption and dividend growth rates and markets returns are i.i.d. in calendar time, but their distribution is non-Gaussian due to the Lévy activity shocks in the time-deformation. As the economy is i.i.d., in equilibrium only the consumption risks are priced, and the time-change shocks do not receive a separate risk compensation. The total risk compensation in the economy can be written in terms of its Gaussian part and the non-Gaussian Lévy component. In particular, we express the non-Gaussian component as the sum of the Lévy jump compensations weighted by the expected number of consumption and dividend jumps. We show that the investors are especially averse to the large negative moves in consumption, as the Lévy jump compensation increases significantly in the left tail. We further show that the risk premium on the assets can be rewritten in terms of the higher-order moments of consumption and dividend dynamics. We then consider a setup when the economic activity variable is a persistent process driven by Lévy shocks. We

show that the distribution of consumption and dividend growth rates is conditionally infinitely-divisible, and the time-change shocks are separately priced. The mean and volatility of growth rates and the market risk premia are time-varying and driven by the activity state variable.

Our equilibrium approach based on recursive Epstein-Zin preferences is highly compatible with Lévy-based representation of infinitely divisible probability distributions. Indeed, Lévy-based characteristic function is log affine, so using standard log-linearization of returns, we obtain an affine asset-pricing model. This enables us to provide solutions to asset prices and risk premia up to integral operations in general, and closed-form in specific cases when time-change shocks have tempered stable or gamma distribution. These specifications are economically appealing as they do not lead to the break-down of choice theory under fat-tail probability distributions, noted in Geweke (2001) in the power-utility setting; see also Weitzman (2007) for an extension to nonergodic Bayesian-learning formulation. In our work, we ensure that all moments of financial prices exist under wide range of model parameters.

The key focus of our paper is on the Lévy part of the risk premium. In the calibrations we find that the Lévy risk premium component due to the time-change shocks account for 40% of the total risk compensation on the consumption asset, and about one-third of the risk premium on the dividend asset. The relative importance of the non-Gaussian risks is consistent with other studies; for example, using alternative approaches, Shaliastovich (2009), Broadie, Chernov, and Johannes (2007) and Pan (2002) estimate the risk premium due to non-Gaussian jump-risk to be also about one third of the total equity premium in the sample. Nevertheless, we find that we require relatively high risk aversion (20-40) to match the level of the equity premium. We show that in the model, most of the distribution mass is concentrated on relatively small consumption and activity jump shocks. Hence, the big jump shocks which demand a large jump premium do not receive much weight, which drives down the overall risk compensation. One approach to increase the overall risk premium in the economy is to increase the coefficient of the relative risk aversion, which would increase the price of jump risks. An alternative way is to consider different distributional assumptions on the activity shocks and their impact on the consumption and dividend streams, which would assign more weight to the tails of the consumption density. Many of the structural asset-pricing models developed in the recent literature entertain large negative moves in the economic inputs (Eraker and Shaliastovich (2008), Drechsler and Yaron (2008), Gabaix (2007), Bates (2006), Benzoni, Collin-Dufresne, and Goldstein (2005), Liu, Pan, and Wang (2005) or beliefs of the agents (Bansal and Shaliastovich (2008)) which impact the left tail of the distributions; that suggests that the second approach is more economically appealing.

This paper is related to Eraker and Shaliastovich (2007) and Martin (2008), who analyze the implications of consumption-based asset-pricing model based on Epstein-Zin utility and non-Gaussian, jump-like fundamental shocks. Hansen and Scheinkman

(2007) consider a general valuation framework for nonlinear continuous-time Markov environments, and use it to characterize the risk-return relationship in the long run. Bidarkota and McCulloch (2003) use stable distribution for consumption errors and derive and analyze the exact solutions for the equilibrium asset prices and risk premia. Bidarkota and Dupoyet (2007) entertain the thick tails in the consumption growth rate process, modeled as a dampened power law, which they show can have considerable impact on the equilibrium returns. Bidarkota, Dupoyet, and McCulloch (2007) study power-utility models with incomplete information and  $\alpha$ -stable shocks, and explain time-variation in return volatility through non-Gaussian filtering. Unlike these papers, we emphasize the time-change state variable as an economic source for non-Gaussian risks and predictability in the economy. This approach is akin to Stock (1988), who develops a successful model for a post-war GNP in economic time deformed by the lags of GNP itself and interest rate variables. In the financial literature, the operational time of stock market is linked to measures of information arrival, such as realized variation in Andersen, Bollerslev, Frederiksen, and Nielsen (2005), order flow in Ané and Geman (2000) and Geman, Madan, and Yor (2000) and cumulative volume in Clark (1973); see also Geman (2008) for a review. In our work we use a very general class of Lévy-models for economic activity which brings us close to the Lévy time-change literature, such as Carr and Wu (2004), Barndorff-Nielsen and Shephard (2006) and Barndorff-Nielsen and Shephard (2001b).

The rest of the paper is organized as follows. In Section 2 we setup preference structure and real economy with a driving time-change variable. In Section 3 we review technical aspects of infinitely-divisible distributions. In Section 4, we explore pricing implications for the specifications with i.i.d. and persistent time-change shocks. In Section 5 we use calibrations and provide a numerical analysis of the equity risk premium and compensations for different sources of risks. Conclusion follows.

## 2 Model Setup

### 2.1 Preferences

We consider a discrete-time real endowment economy. The investor's preferences over the uncertain consumption stream  $C_t$  can be described by the recursive utility function of Epstein and Zin (1989) and Weil (1989):

$$U_t = \{(1 - \delta)C_t^{\frac{1-\gamma}{\theta}} + \delta(E_t[U_{t+1}^{1-\gamma}])^{1/\theta}\}^{\frac{\theta}{1-\gamma}}, \quad (1)$$

where  $\gamma > 0$  is a measure of a local risk aversion of the agent,  $\psi > 0$  is the intertemporal elasticity of substitution and  $\delta \in (0, 1)$  is the subjective discount factor. For notational convenience, we define

$$\theta = \frac{1 - \gamma}{1 - \frac{1}{\psi}}. \quad (2)$$

Note that when  $\gamma = 1/\psi$  (equivalently,  $\theta = 1$ ) we obtain standard power utility specification.

As shown in Epstein and Zin (1989), the logarithm of the intertemporal marginal rate of substitution for these preferences is given by

$$m_{t+1} = \theta \log \delta - \frac{\theta}{\psi} \Delta c_{t+1} + (\theta - 1) r_{c,t+1}, \quad (3)$$

where  $\Delta c_{t+1} = \log(C_{t+1}/C_t)$  is the log growth rate of aggregate consumption and  $r_{c,t+1} = \log R_{c,t+1}$  is the log return on the wealth portfolio, that is, the asset that delivers aggregate consumption as its dividends each time period. The consumption return is not observable in the data. Following the literature, we assume an exogenous process for the consumption growth and use a standard asset pricing restriction

$$E_t[\exp(m_{t+1} + r_{t+1})] = 1 \quad (4)$$

which holds for any continuous return  $r_{t+1} = \log(R_{t+1})$ , including the one on the wealth portfolio, to solve for the unobserved wealth-to-consumption ratio in the model. This enables us to express the discount factor in terms of the underlying state variables and shocks in the economy. We can then use the solution to the discount factor and the Euler equation (4) to calculate prices of any assets in the economy, such as a risk-free asset and an equity paying a dividend stream  $D_t$ . Specifically, the logarithm of the real risk-free rate  $r_{ft} = \log R_{ft}$  can be determined from,

$$r_{ft} = -\log E_t e^{m_{t+1}}. \quad (5)$$

To obtain nearly closed-form solutions for stock prices and returns, we apply Campbell and Shiller (1988) approximation methods to log-linearize the returns:

$$r_{t+1} = \kappa_0 + \kappa_1 p d_{t+1} - p d_t + \Delta d_{t+1}, \quad (6)$$

where  $p d_t$  is the log price-dividend ratio,  $\Delta d_t = \log(D_{t+1}/D_t)$  is the log dividend growth rate, and  $\kappa_0$  and  $0 < \kappa_1 < 1$  are the approximating coefficients.

## 2.2 Real Economy

We explore a representation of the economy driven by a one-dimensional state variable that summarizes the intensity of the business activity in the economy. The concept

of a univariate state of the economy capturing the slowing down and heating up of the economic activity during the recessions and expansions is quite intuitive and economically appealing, and is exemplified by the NBER business cycle indicator, the index of leading indicators, the consumer confidence index, Chicago Fed National Activity Index and their domestic and international counterparts. Following Stock (1988), we interpret this state variable as a clock which measures the pace of economic activity. The idea behind the stochastic clock is that while macroeconomic data is observed at regular calendar intervals, such as months or years, the real economic activity can take place at its own, potentially different and time-varying pace. This gives rise to the two time scales for the real economic activity, namely, the calendar time where it is observed, and the economic time when it takes place. The connection between the two time scales is achieved by a stochastic clock, a univariate state variable which matches the calendar time to the economic time.

Specifically, we define a stochastic clock variable  $S_t$  to be a non-negative and increasing (a.s.) process, driven by a stationary component  $A_{t+1}$  :

$$S_{t+1} = S_t + A_{t+1}. \quad (7)$$

The stochastic component  $A_t$  captures a change in the pace of economic activity and represents a systematic source of time-change risk, which affects the dynamics of the economy in the observed calendar time.

Denote by  $c_t$  and  $d_t$  the log levels of the consumption and dividend processes. In our time change specification, the consumption and dividend evolve on the two time scales, a fictional business time  $\tau$  and the actual calendar time  $t$ , connected by a stochastic clock  $S_t$ . In particular, in business time  $\tau$ , consumption and dividends follow a random walk with a drift

$$\begin{bmatrix} c_\tau^* \\ d_\tau^* \end{bmatrix} = \mu\tau + \Sigma^{1/2}W(\tau), \quad (8)$$

where star superscripts denote the levels of consumption and dividends in business time and bivariate Brownian motion shock  $W(\tau) = [W_c(\tau) \ W_d(\tau)]'$  is independent from the activity shocks  $A_t$ . The parameter  $\mu$  denotes the drift of the process

$$\mu = [\mu_c \ \mu_d]'$$

and the variance-covariance matrix is given by  $\Sigma$

$$\Sigma = \begin{bmatrix} \sigma_c^2 & \sigma_{cd} \\ \sigma_{cd} & \sigma_d^2 \end{bmatrix},$$

while  $\Sigma^{1/2}$  is its lower-triangular Cholesky decomposition, and we denote  $\tau_{cd} = \sigma_{cd}/(\sigma_c\sigma_d)$  the correlation between the consumption and dividend growth.



The calendar time  $t$  is connected to business time  $\tau$  through the stochastic clock  $\tau = S_t$ . For instance, the observed (log) consumption level in period  $t = 1, 2, \dots$  is equal to the consumption level in business time  $S_t$ :

$$c_t = c_{S_t}^*. \quad (9)$$

Therefore, we determine the dynamics of the endowment streams in actual time in the following way,

$$\begin{bmatrix} c_t \\ d_t \end{bmatrix} = \mu S_t + \Sigma^{1/2} W(S_t), \quad (10)$$

and the period growth rates of consumption and dividends are given by

$$\begin{aligned} g_{t+1} &\equiv \begin{bmatrix} c_{t+1} - c_t \\ d_{t+1} - d_t \end{bmatrix} = \mu \Delta S_{t+1} + \Sigma^{1/2} (W[S_{t+1}] - W[S_t]) \\ &= \mu A_{t+1} + \Sigma^{1/2} (W[A_{t+1} + S_t] - W[S_t]). \end{aligned} \quad (11)$$

With the specifications of  $S_t$  varying from deterministic to random, we are able to trace out a wide range of models from i.i.d. Gaussian to the one with time-varying mean and volatility. Indeed, when  $A_t$  is a constant equal to one, we obtain that the calendar and business time scales completely coincide, so that the log endowment growth on both scales is i.i.d. Gaussian:

$$g_{t+1} = \mu + \Sigma^{1/2} (W(t+1) - W(t)) \sim N(\mu, \Sigma). \quad (12)$$

On the other hand, when the business activity  $A_t$  is time-varying, the pace of the economy in calendar time can run faster or slower than that in business time, so the conditional distributions of the consumption and dividend streams in calendar and business times are different. For example, when the activity shocks  $A_{t+1}$  are i.i.d., the consumption and dividend growth rates  $g_{t+1}$  are i.i.d. as well, though, they no longer follow a Gaussian distribution but a mixture of Gaussian, induced by a random component in  $A_{t+1}$ .

Hence, due to the random activity shocks, the observed distribution of consumption is heavy-tailed, even though the underlying dynamics of the economy in business time is Normal. Further, the predictability of the activity component leads to the time-variation of the conditional mean and variance of the consumption and dividend streams, so that in calendar time the consumption and dividends are no longer i.i.d. Indeed, the first two conditional moments of the two streams satisfy:

$$\begin{aligned} E_t g_{t+1} &= \mu E_t A_{t+1}, \\ \text{Var}_t g_{t+1} &= \Sigma E_t A_{t+1} + \mu \mu' \text{Var}_t A_{t+1}. \end{aligned} \quad (13)$$

Evidently, the time-variation in expected activity  $E_t A_{t+1}$  leads to the time-variation of the conditional means and variances of the consumption and dividend growth rates in

calendar times. The persistence in the expected growth and variance of consumption is an important feature of the data, as shown in the long-run risks literature (see Bansal and Yaron, 2004).

It is worthwhile to note that our stochastic clock model specification imposes a restriction on the joint dynamics of the conditional mean and volatility of consumption and dividends in calendar time. Indeed, as the expected activity enters both of the moments in (13) with positive loadings, it implies that a rise in expected future activity increases the expectation and the volatility of the two streams in calendar time. In particular, when the conditional variance of the activity shocks  $Var_t A_{t+1}$  is constant, the two conditional moments become perfectly positively correlated. To offset this one-to-one co-movement of the expected growth and the variance of the two streams, one approach is to introduce a negative correlation between the conditional mean and variance of the activity shocks, so that at times of high expected activity the volatility of activity shocks goes down, which would decrease the conditional volatility of consumption and dividends in calendar times. Another approach is to consider several time-change variables, along the lines of Huang and Wu (2004), which apply separately to the deterministic drift and the innovation portions of the consumption and dividend specifications in business time, though, this might be less straightforward in a general equilibrium context. While breaking a perfect correlation between the conditional mean and variance of consumption would undoubtedly improve the statistical flexibility of the model, for simplicity, in this paper we focus on a specification with one homoscedastic stochastic clock factor, and leave the extensions for a future research.

To complete the model, we need to provide a convenient yet general specification for the activity  $A_t$ , which would allow us to solve for the equilibrium asset prices in the manner outlined in the previous Section. We can obtain very tractable models when the activity shocks follow conditional infinitely divisible distributions. The next section presents the key technical ideas used to solve the model.

### 3 Infinitely-Divisible Distributions

A convenient specification for the time-change shock is given by an infinitely-divisible distribution. We provide the key details below; for a comprehensive overview see Cont and Tankov (2004), among others.

A univariate infinitely-divisible random variable is uniquely specified by its characteristic triplet  $(b, \sigma, \nu)$ , where  $\sigma$  is the diffusion of the Gaussian part of its distribution,

$b$  is drift, and  $\nu(dx)$  is a positive measure on  $\mathcal{R}$ , called Lévy measure, which satisfies  $\nu(\{0\}) = 0$  and

$$\int_{\mathcal{R}} (x^2 \wedge 1) \nu(dx) < \infty.$$

Intuitively, the infinitely-divisible distribution extends the Gaussian one by allowing "jumps." The interpretation of  $\nu$  in this case is that for any set  $A$  in  $\mathcal{R}$ ,  $\nu(A)$  specifies the expected number of jumps falling in  $A$  per unit of time. One can obtain multivariate extensions of the infinitely-divisible distributions by replacing the scalar parameters with their appropriate vector and matrix counterparts.

For every infinitely-divisible distribution there exists a continuous-time random walk  $L(t)$ , called a Lévy process, such that its increment  $\Delta L(t+1) = L(t+1) - L(t)$  follow this distribution. The reverse is also true: for every Lévy process  $L(t)$  its discrete-time increments are infinitely divisible. This allows us to associate with infinitely-divisible discrete-time random variables the increments to the continuous-time Lévy processes. In this paper we specialize on infinitely-divisible distributions associated with non-decreasing and positive processes  $L(t)$  called subordinators. It can be shown that such  $L(t)$  has no Brownian motion component, so that  $\sigma = 0$ , and its drift and Lévy measure  $\nu(dx)$  are restricted to positive support.

A convenient specification of the subordinator is given by its moment-generating function  $\varphi(u)$  :

$$Ee^{u\Delta L(t)} = e^{\varphi(u)}. \quad (14)$$

As for the subordinator the variance of the Brownian motion component is zero, ignoring the deterministic drift term, its moment-generating function can be written in the following way:

$$\varphi(u) = \int_0^\infty (e^{ux} - 1) \nu(dx). \quad (15)$$

This is generally defined for  $u < 0$ ; further, for the parametric examples we consider in the paper the integral can also be extended to positive  $u$  below a certain upper bound.

An important family of infinitely-divisible distributions is the tempered stable. As shown in Cont and Tankov (2004) the subordinator form of the Lévy density for a tempered stable distribution is given by

$$\nu(x) = c \frac{e^{-\pi x}}{x^{\alpha+1}} 1_{x>0}, \quad (16)$$

for  $c > 0, 0 < \alpha < 1$  and  $\pi > 0$ . An intuitive interpretation of  $c$  is that of a scale controlling the overall intensity of small and big jumps. The parameter  $\alpha$  governs the local behavior of the process: when it is closer to 0 the process moves by big jumps with periods of tranquility between them, while  $\alpha$  near 1 implies numerous small oscillations between rare big jumps. The coefficient  $\pi$  represents a tempering

parameter dampening the large jumps of the process  $L(t)$ . It plays a critical role to control the tails of the distribution and ensure the existence of the moments of the distribution. Indeed, the moment-generating function for the tempered stable class can be computed in a closed form as

$$\varphi(u) = c\Gamma(-\alpha) ([\pi - u]^\alpha - \pi^\alpha) \quad (17)$$

Notably, it is defined for all  $u < \pi$ . Hence, the higher the tempering parameter, the less heavy are the tails of the distribution, which guarantees the existence of the moment-generating function for positive  $u$ .

Thus a very convenient candidate for the non-negative driving shocks to the activity state  $A_{t+1}$  are the discrete-time increments to the Lévy subordinator, such as the just-described tempered stable or its limiting case of  $\alpha = 0$ , the gamma distribution. Such a choice guarantees the positivity of the activity level, and therefore the positivity and non-decreasingness of the state  $S_t$ . This approach is similar to Barndorff-Nielsen and Shephard (2001b), who use distributions with positive support to model the shocks to the volatility processes in the economy.

## 4 Pricing Implications of the Time Change

To study the effects of the time-change shocks, we first consider a case when the conditional mean of the activity process is constant. We then consider an extension of the model which incorporates predictable drift component in Section 4.2.

### 4.1 I.I.D. Activity

Let us first start with the case when time-change shocks are i.i.d. That is, we write down

$$A_t = m + \xi_t, \quad (18)$$

for a constant  $m$  and infinitely-divisible shocks  $\xi_t$ . Further, the time-change shock  $\xi_{t+1}$  is a subordinator, that is, we set the drift and the variance of its Brownian component to zero, and restrict the Lévy density  $\nu$  to positive support.

When the consumption and dividends are Gaussian in business time and time-change shocks  $\xi_{t+1}$  are infinitely divisible, one can show that the distribution of consumption and dividends in calendar time is infinitely divisible as well. The moment-generating function of the growth rates can be written in the following way:

$$\log E_t e^{u'g_{t+1}} = m\mu'u + \frac{1}{2}u'm\Sigma u + \int_{R^2} (e^{u'x} - 1)\nu_{cd}(x_c, x_d)dx_c dx_d. \quad (19)$$

In particular, the drift is  $m\mu$ , the variance of the diffusion component is  $m\Sigma$  and the bivariate Lévy density  $\nu_{cd}(x)$  of consumption and dividend growth rates is given by

$$\nu_{cd}(x_c, x_d) = \int_{R_+} f([x_c \ x_d]'; \mu s, \Sigma s) \nu(ds), \quad (20)$$

where  $f(x; A, B)$  denotes the multivariate Gaussian pdf with mean  $A$  and variance  $B$ :

$$f(x; A, B) = \frac{1}{(2\pi)^{|B|} |B|^{1/2}} e^{-\frac{1}{2}(x-A)' B^{-1}(x-A)}.$$

Notably, the consumption and dividend growth rates are i.i.d. in calendar time. However, unlike their dynamics in business time, they are no longer Gaussian. Indeed, the first two terms in (19) represent the drift and variance of the Gaussian component of the two series. The last term captures the non-Gaussian, Lévy component in their dynamics, and is the main focus of this paper. It is worthwhile to note that this non-Gaussian component is not directly built into the growth rates in calendar time, but arises due to the time-deformation of the observations of Gaussian consumption and dividends through a stochastic clock. Indeed, in the absence of time-change risks, consumption and dividends would be Gaussian in calendar time as well, as we argued in Section 2.2.

We can use the solution to the endowment dynamics in calendar times to solve for the equilibrium asset-prices in the economy. Since consumption growth is i.i.d. here, there is no predictability in the economy so that the risk-free rate and price-dividend ratios for any asset are constant. Indeed, using the model-solving machinery outlined in the first part of the paper, we obtain that in equilibrium, the discount factor is given by

$$m_{t+1} = \theta \log \delta + (\theta - 1)b_{c,0} - \gamma \Delta c_{t+1}, \quad (21)$$

for a constant  $b_{c,0}$  defined in the Appendix A.1. Hence, as in the standard power utility case, investors are concerned only about the immediate shocks into calendar consumption growth, and their price of risks is equal to the risk-aversion coefficient  $\gamma$ . While the presence of the time change affects the consumption shocks, as their distribution in calendar time is different from that in business time, the time-change shocks  $\xi_t$  do not receive a separate risk compensation.

We further show in Appendix A.1 that as price-dividend ratios are constant, the returns on the consumption asset  $r_{c,t}$  and on a dividend-paying asset  $r_{d,t}$  move one-to-one with their respective cash flows:

$$r_{c,t+1} = b_{c,0} + \Delta c_{t+1}, \quad (22)$$

$$r_{d,t+1} = b_{d,0} + \Delta d_{t+1} \quad (23)$$

The return processes inherit the properties of the economic fundamentals. In particular, returns are i.i.d. and follow infinitely-divisible distribution.

The risk premia on the consumption and dividend assets reflect the compensation for the systematic consumption risk in the economy. In the Appendix we show that the required compensations for holding the consumption and dividend assets can be expressed in the following way:

$$\log(E_t R_{c,t+1}) - r_{ft} = \gamma m \sigma_c^2 + \int_R (e^{x_c} + e^{-\gamma x_c} - e^{(1-\gamma)x_c} - 1) \nu_c(x_c) dx_c, \quad (24)$$

$$\log(E_t R_{d,t+1}) - r_{ft} = \gamma m \sigma_{cd}^2 + \int_{R^2} (e^{x_d} + e^{-\gamma x_c} - e^{-\gamma x_c + x_d} - 1) \nu_{cd}(x_c, x_d) dx_c dx_d. \quad (25)$$

The first component in the above two expressions represents a traditional compensation for the Gaussian risks in consumption and dividends, equal to the level of risk aversion times the covariance between the Gaussian components in returns and the consumption growth in calendar time. On the other hand, the second piece reflects pricing of the Lévy risks in the consumption, which arises due to a non-Gaussian time change of the endowment dynamics in calendar time. This Lévy compensation can be intuitively thought as the summation over all possible "jumps"  $x_c, x_d$  in consumption and dividends weighted by their risk compensation

$$e^{x_c} + e^{-\gamma x_c} - e^{(1-\gamma)x_c} - 1$$

for the consumption asset and

$$e^{x_d} + e^{-\gamma x_c} - e^{-\gamma x_c + x_d} - 1$$

for the dividend asset.

We plot this Lévy risk compensation for consumption asset on Figure 1 with  $\gamma = 0.5$  and 10, and for dividend asset on Figure 2 with  $\gamma = 10$ . As can be seen from the first figure, if the risk aversion exceeds 1, the agent is very averse to large negative drops in consumption growth, because the risk-compensation increases non-linearly for large, negative moves  $x_c$ .<sup>1</sup> The case of a dividend asset reveals a similar non-linear relation between the risk compensation for holding an asset and systematic non-Gaussian risks in dividend stream. In particular, investors require a substantial Lévy risk compensation for the assets which pay little when consumption growth falls substantially.

The asymmetry and non-linearity in agents' responses to positive and negative moves in consumption and dividends, absent in traditional Gaussian models, can be related to the compensations for higher-order moments of the consumption and dividend dynamics. We Taylor expand the integrand in the risk premia around  $x = 0$ ,

---

<sup>1</sup>Substantial risk compensation for large negative consumption jumps is a central feature of disaster models, see e.g. Martin (2008), Barro (2006), Rietz (1988).

and using the properties of Lévy distributions we rewrite the risk premium in terms of the moments (cumulants) of the underlying fundamentals:

$$\log(E_t R_{c,t+1}) - r_{ft} \approx \sum_{j=2}^{\infty} \frac{1 + (-\gamma)^j - (1 - \gamma)^j}{j!} k_j,$$

Similarly, for the dividend asset:

$$\log(E_t R_{d,t+1}) - r_{ft} = \gamma k_{11} + \frac{1}{2}(-3\gamma^2 k_{21} + 3\gamma k_{12}) + \frac{1}{12}(2\gamma^3 k_{31} - 3\gamma^2 k_{22} + \gamma k_{13}) + \dots$$

In the above expressions,  $k_j$  refers to the  $j$ th cumulant of consumption growth:

$$\begin{aligned} k_2 &= \text{Var}(\Delta c), \\ k_3 &= E(\Delta c - E(\Delta c))^3, \\ k_4 &= E(\Delta c - E(\Delta c))^4 - 3V(\Delta c)^2, \end{aligned}$$

and  $k_{ij}$  is the bivariate cumulant of the consumption and dividend growth rates:

$$\begin{aligned} k_{11} &= E(\Delta c - E(\Delta c))(\Delta d - E(\Delta d)) \\ k_{21} &= E(\Delta c - E(\Delta c))^2(\Delta d - E(\Delta d)) \\ k_{12} &= E(\Delta c - E(\Delta c))(\Delta d - E(\Delta d))^2, \end{aligned} \tag{26}$$

etc.

Analogously to the consumption CAPM, the risk premium on any asset loads on the covariance of the dividend growth with the consumption growth with a risk-aversion coefficient  $\gamma$ . However, unlike CCAPM, skewness, excess kurtosis and higher cumulants and co-cumulants of consumption and dividend growth enter into the risk compensation equation as well. For example, a negative loading of  $-3\gamma^2/2$  on  $k_{21}$  signifies that, controlling for all other moments and co-moments of consumption and dividend growth, investors dislike assets which tend to pay little in times when the consumption deviates most from its mean, which can also be seen on Figure 2. These results on compensations for higher order moments are similar to Harvey and Siddique (2000) and Dittmar (2002), who use in the non-linear pricing kernel framework of Bansal and Viswanathan (1993). In our case the pricing kernel is linear, and it is the non-Gaussianity of the time change which leads to the deviation from standard consumption CAPM.

Notably, we can compute the risk compensations in (24)–(25) in closed-form when the activity shocks follow tempered stable distribution:

$$\begin{aligned} \log E_t R_{c,t+1} - r_{ft} &= \gamma \sigma_c^2 m + c \Gamma(-\alpha) \left\{ (\pi - \mu_c - \frac{1}{2} \sigma_c^2)^\alpha + \right. \\ &\quad \left. (\pi + \gamma \mu_c - \frac{1}{2} \gamma^2 \sigma_c^2)^\alpha - (\pi - (1 - \gamma) \mu_c - \frac{1}{2} (1 - \gamma)^2 \sigma_c^2)^\alpha - \pi^\alpha \right\}, \\ \log E_t R_{d,t+1} - r_{ft} &= \gamma \sigma_{cd} m + c \Gamma(-\alpha) \left\{ (\pi - \mu_d - \frac{1}{2} \sigma_d^2)^\alpha + \right. \\ &\quad \left. (\pi + \gamma \mu_c - \frac{1}{2} \gamma^2 \sigma_c^2)^\alpha - (\pi + \gamma \mu_c - \mu_d - \frac{1}{2} (\gamma^2 \sigma_c^2 + \sigma_d^2 - 2\gamma \sigma_{cd}))^\alpha - \pi^\alpha \right\}. \end{aligned}$$

The solution to the risk premium exists if tempering parameter  $\pi$  is high enough. For example, risk premium on consumption asset exists if  $\pi > \mu_c + \frac{1}{2} \sigma_c^2$ ,  $\pi > (1 - \gamma) \mu_c + \frac{1}{2} (1 - \gamma)^2 \sigma_c^2$ , and  $\pi > -\gamma \mu_c + \frac{1}{2} \gamma^2 \sigma_c^2$ , and similar for the dividend asset.

## 4.2 Predictable Activity

Previously we assumed that the conditional mean of the activity process was constant,  $E_t A_{t+1} \equiv m$ , so that consumption and returns in calendar times were i.i.d. Now we make the conditional mean to be time-varying, and in particular, we model the activity as a non-negative AR(1) process driven by infinitely-divisible innovations  $\xi_t$ :

$$A_{t+1} = m + \rho A_t + \xi_{t+1}. \quad (27)$$

The parameter  $\rho \in (0, 1)$  governs the persistence in  $A_t$ , and  $m > 0$  determines a non-stochastic drift of the time change. Note that as the activity shocks  $\xi_t$  are positive,  $A_t$  is guaranteed to take only positive values as well; see Barndorff-Nielsen and Shephard (2001a) for further discussion on autoregressive processes with non-Gaussian innovations.

With this modification, the consumption and dividend growth rates are no longer i.i.d. in calendar time: the conditional mean and volatility of the two streams are time-varying and persistent with  $A_t$ . The conditional distribution of these two series, however, is still infinitely divisible. The conditionally Gaussian part of their distribution possesses time-varying means and volatilities linear in the activity state  $A_t$ , while the pure Lévy shock is characterized by a time-invariant jump measure, which is similar to that in the previous section. The details for the moment-generating functions and related equations are provided in the Appendix.



The time-variation in the activity state variables drives the equilibrium asset prices in the economy. In particular, in Appendix we show that the equilibrium price-consumption ratio is linear in the activity variable  $A_t$  :

$$pc_t = H_{c,0} + H_{c,1}A_t. \quad (28)$$

The parameter  $H_{c,1}$  measures the sensitivity of the price-consumption ratio to the fluctuations in the activity state, and is given by,

$$H_{c,1} = \frac{\rho}{1 - \kappa_1\rho} \left(1 - \frac{1}{\psi}\right) \left(\mu_c + \frac{1}{2}(1 - \gamma)\sigma_c^2\right). \quad (29)$$

The sign of the coefficient depends on the relative magnitudes of the model and preference parameters. For reasonable values of  $\mu_c$  and  $\sigma_c$ , the expression in the last bracket is positive. Hence, the sign of  $H_{c,1}$  depends on the level of intertemporal substitution of the agent,  $\psi$ . As in Bansal and Yaron (2004), we require that  $\psi > 1$ , so that the substitution effect dominates the wealth effect. In this case,  $H_{c,1} > 0$ , so that the equilibrium prices in the economy rise when the economic activity is high.

Given the solution to the equilibrium price-consumption ratio, we can solve for the equilibrium discount factor, which thereby allows us to price any asset in the economy. We determine the equilibrium discount factor in the following way:

$$m_{t+1} = m_0 + m_a A_t - \lambda_\xi \xi_{t+1} - \lambda_c \Delta c_{t+1}, \quad (30)$$

where the discount factor loadings  $m_0$  and  $m_a$  and market prices of risks  $\lambda_\xi$  and  $\lambda_c$  depend on the model and preference parameters. As in the standard power utility models, the market price of consumption risk  $\lambda_c$  is equal to the risk-aversion coefficient  $\gamma$ . The novel feature of the model is the pricing of the time-change innovations  $\xi_{t+1}$ . Unlike the previous case when activity state variable are i.i.d., in the presence of persistent time-change shocks investors with recursive utility are concerned with the innovations in the activity variable  $A_t$ , and time change shocks receive a non-zero risk compensation. When agents have preference for early resolution of uncertainty, that is,  $\gamma > 1/\psi$ , for reasonable parameter values the market price of the time-change risks is positive,  $\lambda_\xi > 0$ . That is, the agents dislike fluctuations in the activity in the economy, and hence demand risk compensation for the exposure for this source of risk. The intuition for this result is very similar to that in the long-run risks literature, which shows that when investors have preference for the timing of resolution of uncertainty, they dislike fluctuations in the expected growth and volatility in the economy and require positive risk compensation for these types of risks.

Using the equilibrium discount factor, we can solve for the equilibrium risk-free rate  $r_{ft}$  and price-dividend ratio  $pd_t$ . Their solutions are linear in the activity state  $A_t$ ,

$$\begin{aligned} pd_t &= H_{d,0} + H_{d,1}A_t, \\ r_{ft} &= F_0 + F_a A_t, \end{aligned} \quad (31)$$

and the equilibrium loadings are provided in the Appendix.

We can combine these solutions to the model returns to derive the expressions for the risk premia for holding the consumption and dividend asset. The risk premia on these assets satisfy

$$\begin{aligned} \log(E_t R_{c,t+1}) - r_{ft} &= \gamma \sigma_c^2 (m + \rho A_t) + \int_{R^2} K_c(x_c, x_l) \nu_{cl}(dx_c, dx_l), \\ \log(E_t R_{d,t+1}) - r_{ft} &= \gamma \sigma_{cd} (m + \rho A_t) + \int_{R^3} K_d(x_c, x_d, x_l) \nu_{cdl}(dx_c, dx_d, dx_l), \end{aligned} \tag{32}$$

where the solutions for the Lévy measures of consumption and activity  $\nu_{cl}$ , consumption, dividend and activity shocks  $\nu_{cdl}$  as well as the risk compensation kernels  $K_c$  and  $K_d$ , are provided in the Appendix. The intuitive interpretation of the integrals in the Lévy component is that of a sum of per-jump Lévy risk compensation  $K_c$  and  $K_d$ , weighted by the expected number of jumps  $\nu_{cl}$  and  $\nu_{cdl}$ , respectively. Indeed, the Lévy densities  $\nu$  measure the expected number of non-Gaussian moves (jumps) in consumption ( $x_c$ ), dividend ( $x_d$ ) and activity shocks ( $x_l$ ). Notably, the integrals in the risk premia expressions can be computed in the closed form when activity shocks follow tempered stable distributions. The technical restriction which guarantees the existence of market prices is that the tempering parameter  $\pi$  is high enough.

As seen from the first term in each of the above expressions, the time-varying clock process  $A_t$  influences the risk premium for the Gaussian risk similar to the CCAPM-type risk compensations for consumption risk. The second terms, however, reflect the non-Gaussian risk premium component due to the time-change shocks. The risk premium on the assets is time-varying, and is driven by the fluctuations in the activity  $A_t$  in the economy. In particular, the required compensations are the highest when the expected activity (expected consumption growth and its volatility) is high.

In the current setup, all the time-variation in the economy is generated by the activity rate  $A_t$  which is a sufficient statistics to predict the distribution of the economy in all future periods. We can extend our model of the time change to incorporate several activity factors, stochastic volatility or more complicated moving average specifications, which would enrich the set of the economic states and retain the analytic tractability of the model. We leave these extensions for future research.

## 5 Model Output

### 5.1 Data and Calibration

We use numerical calibration to explore the implications of our model for the risk premia. Although econometric methods exist for estimation of dynamic latent-variable models (see, for example, Bidarkota and Dupoyet (2007) and Bidarkota and McCulloch (2003)), we cannot implement them here. The reason is that in the current specification, the model is too restrictive to be confronted with all of the dynamic features of the data. For example, as we discussed in Section 2.2, when the conditional variance of the activity shocks is constant, the conditional mean and variance of consumption growth rate become perfectly positively correlated. This is not likely to hold in the data, as the evidence suggests that this correlation is negative. Further, our choice of the tempered stable distribution for the activity shocks implies that the skewness of consumption growth in the model is (mildly) positive, which is also counterfactual. One can enrich the model specification by allowing for a separate stochastic volatility of the activity shocks and entertaining more realistic distributions for the activity shocks, but this step only complicates the setup with an attendant loss of economic intuition. Thus, we leave formal estimation for future research, and instead we calibrate the model to match the key unconditional moments of the data and analyze the implications for risk premium and asset prices.

We assume an annual decision interval, and use annual macroeconomic and financial data from 1930 to 2007 to calibrate the parameters of the model. In particular, we use annual real consumption series from the BEA tables of real expenditures on non-durable goods and services. The market returns and dividend growth rates, computed for a broad value-weighted portfolio, and the risk-free rate, corresponding to the short-term inflation-adjusted yields, are obtained from CRSP. Summary statistics for the consumption and dividend growth rates and the market return equity premium are presented in Table 1. The mean consumption and dividend growth rate is about 2%. The volatility of consumption is 2%, while that of the dividend growth is much larger and equal to 11%. The consumption and dividend growth rates are positively correlated with a correlation coefficient of 0.6. Finally, the average equity premium in our sample is 5%, and the mean risk-free rate is about 1%.

We calibrated values for the key model parameters are reported in Table 2. Specifically, the persistence of the activity shocks is set to  $\rho = 0.60$ . This is consistent with the persistence of the risk-free rate in the data of 0.59; note that in the model, the risk-free rate is linear in the activity state, so that the persistence in the activity shocks is equal to that of the interest rates. Further, the activity shocks determine the persistence in the conditional drift and volatility of consumption and dividend growth rates; see equation (13). The monthly persistence in these conditional mo-

ments implied by our calibration is  $\rho^{1/12} = 0.96$ , which is quite close to the values entertained in the long-run risks literature (see Bansal and Yaron, 2004).

Next, we assume that the activity shocks follow tempered stable distribution characterized by scale and intensity parameters  $c$  and  $\alpha$  and tempering parameter  $\pi$ ; the moment-generating function for this distribution is given in equation (17) in Section 3. As the activity shocks are not observed in the data, we calibrate these parameters to  $\alpha = 0.1$ ,  $\pi = 11$  and  $c = 3$  to target the key moments of the market return data. Notably, the choice of the tempering parameter  $\pi$  guarantees the existence of the asset prices and moments of returns.

The baseline calibration values for the preference parameters, reported in Table 2, are very similar to those used in the long-run risks literature. Specifically, we let the subjective discount factor  $\delta$  equal 0.994. The baseline risk aversion parameter is set at 10, and the intertemporal elasticity of substitution at 1.5. This configuration implies that the agent has a preference for early resolution of uncertainty, which has important implications for the equilibrium prices, as we discussed in the previous. Notably, high value of  $\gamma$  raises the overall level of the risk premium to help better match the financial data, so we also present the model results for higher levels of risk aversion of 20 and 50.

Given the calibrated activity parameters, we can solve for the implied values of the remaining parameters using the consumption and dividend dynamics in business time. First, we further restrict the activity dynamics by assuming that on average, the state of the economy moves one-to-one with the calendar time:

$$E(\Delta S_t) \equiv E(A_t) = 1. \quad (33)$$

We can use this restriction to solve for the drift parameter  $m > 0$  in the activity specification:

$$m = 1 - \rho - E(\xi), \quad (34)$$

where for the tempered stable distribution, the mean of activity shocks is equal to

$$E(\xi) = -c\Gamma(-\alpha)\alpha\pi^{\alpha-1}. \quad (35)$$

This implies that the unconditional mean and variance of the consumption and dividend shocks in calendar time are given by,

$$\begin{aligned} E g_{t+1} &= \mu, \\ \text{Var} g_{t+1} &= \Sigma + \frac{1 + \rho^2}{1 - \rho^2} \text{Var}(\xi)\mu\mu', \end{aligned} \quad (36)$$

where the variance of the activity shocks is equal to

$$\text{Var}(\xi) = c\Gamma(-\alpha)\alpha(\alpha - 1)\pi^{\alpha-2}. \quad (37)$$

Hence, we can use the observed mean and variance of the two growth rates in calendar time to solve for their mean  $\mu$  and variance  $\Sigma$  in business time, given the persistence  $\rho$  and variance  $Var(\xi)$  of the activity shocks. Their values are provided in the Table 2.

## 5.2 Implications for Risk Premium

The model output for the risk premia and the interest rates are presented in Table 4. When the risk-aversion coefficient is 10, the risk premium on consumption asset is about 0.5%, while that on the dividend asset is about 1.4%. The risk compensations increase to 2.2% and 6.7%, respectively, when the risk-aversion coefficient increases to  $\gamma = 50$ . Hence, we require a quite high coefficient of the risk aversion to account for the magnitude of the risk premium in the data. The risk-free rate stays at about 1.5% for the all the considered values, which broadly matches the data.

The key focus of our paper is on the Lévy part of the risk premium. Notably, the Lévy risk premium component due to the time-change shocks account for 40% of the total risk compensation on the consumption asset, and about one-third of the risk premium on the dividend asset for all the considered levels of the risk aversion coefficient. The relative importance of the non-Gaussian risks is consistent with other studies; for example, using alternative approaches, Shaliastovich (2009). Broadie et al. (2007) and Pan (2002) estimate the risk premium due to non-Gaussian jump-risk to be also about one third of the total equity premium in the sample. Similarly, Bidarkota and Dupoyet (2007) show that incorporation of the fat tails into the consumption process can raise the equity premium by 80%, relative to standard models.

To get further insight on the Lévy risk compensation in the case with persistent activity shocks, we plot the risk compensation kernel for the consumption asset  $K_c$  on Figure 3. As in the i.i.d. case, the agent demands risk premium for being exposed to non-Gaussian consumption jumps. In addition to that, when agents have preference for early resolution of uncertainty, the activity shocks receive a separate risk premium, so the risk compensation kernel also depends on the activity jumps. The total Lévy risk premium is equal to the sum of the compensations for consumption and activity jumps weighted by the expected number of jumps. The expected number of jumps, given by the joint Lévy density of consumption and activity shocks, is plotted on Figure 4. Notably, in our specification, most of the distribution mass is concentrated on small consumption and activity shocks. Hence, the big jump shocks which demand a large jump premium do not receive much weight, which drives down the overall risk compensation.

As we have shown, one solution to increase the overall risk premium is to increase the coefficient of the relative risk aversion, which would steepen the kernel function on Figure 3. An alternative way is to consider different distributional assumptions

on the activity shocks and their impact on the consumption and dividend streams, which would assign more weight to the tails of the density on Figure 4. Many of the structural asset-pricing models developed in the recent literature entertain large negative moves in the economic inputs (Eraker and Shaliastovich (2008), Drechsler and Yaron (2008), Gabaix (2007), Bates (2006), Benzoni et al. (2005), Liu et al. (2005) or beliefs of the agents (Bansal and Shaliastovich (2008)) which impact the left tail of the distributions; that suggests that the second approach is more economically appealing.

## 6 Conclusion

We develop a discrete-time endowment economy featuring both recursive Epstein-Zin utility function and non-Gaussian risks driven endogenously by economic separation of time scales along the lines of Stock (1988). While consumption and dividends are i.i.d. Gaussian in business time, in calendar time their dynamics is non-Gaussian because of a Lévy time-change, which is essentially the clock that connects business time to calendar time. This provides a convenient and tractable extension of standard equilibrium models for pricing non-Gaussian risks. We show that using log-linearization methods we can obtain solution for financial prices up to integral operations in general, or in closed-form for the tempered stable distributions.

The deviations from Gaussianity imply that the agents require compensations for higher order moments and co-moments of consumption and dividend growth rates of the assets. Further, when activity shocks are persistent, this gives rise to the variation in the expected consumption growth and its conditional volatility, similar to the long-run risks model. These fluctuations lead to the time-variation in the risk premium and the volatilities of the returns, driven by the activity shocks.

In the calibration, we show that the Lévy risk premium accounts for about one-third of the overall premium in the economy. The model can match the risk-free rate, however, it still required relatively high risk aversion to match the level of the risk premium. One way to resolve that is to extend the model to assign more weight to the large non-Gaussian jumps in consumption and activity shocks

# A Model Solution

## A.1 IID Case

Let us first solve the model in when the time-change is i.i.d.

Conjecture that the price-consumption ratio is constant. In this case, we can express the log return on the consumption asset in the following way:

$$r_{c,t+1} = b_{c,0} + \Delta c_{t+1}$$

where  $b_{c,0}$  is related to the level of the price-consumption ratio.

Therefore, the discount factor in (3) is given by

$$m_{t+1} = \theta \log \delta + (\theta - 1)b_{c,0} - \gamma \Delta c_{t+1}.$$

Using the distributional properties of consumption growth in (19) and the Euler condition (4), we can solve for the level of the return process:

$$b_{c,0} = -\log \delta - \frac{m}{\theta}((1 - \gamma)\mu_c + \frac{1}{2}(1 - \gamma)^2\sigma_c^2) - \frac{1}{\theta} \int_R (e^{(1-\gamma)x_c} - 1)\nu_c(x_c)dx_c,$$

where we defined the univariate Lévy density of consumption growth

$$\nu_c(x_c) = \int_{R_+} f(x_c; \mu_c s, \sigma_c^2 s)\nu(ds).$$

The equilibrium risk-free rate satisfies

$$r_{ft} = - \left[ \theta \log \delta + (\theta - 1)b_{c,0} + m(-\gamma\mu_c + \frac{1}{2}\gamma^2\sigma_c^2) \right] + \int_R (e^{-\gamma x_c} - 1)\nu_c(x_c)dx_c.$$

Finally, the logarithm of the expected return on the wealth portfolio  $R_{c,t+1} = \exp(r_{c,t+1})$  is equal to,

$$\log E_t R_{c,t+1} = b_{c,0} + m(\mu_c + \frac{1}{2}\sigma_c^2) + \int_{R^2} (e^{x_c} - 1)\nu_c(x_c)dx_c.$$

Therefore, the risk premium on consumption asset is given by,

$$\log(E_t R_{c,t+1}) - r_{ft} = \gamma m \sigma_c^2 + \int_R (e^x + e^{-\gamma x} - e^{(1-\gamma)x} - 1)\nu_c(x_c)dx_c.$$

The expression for the risk premium on a dividend-paying asset is obtained in a similar way.

## A.2 AR(1) Case

The joint conditional moment-generating function of consumption and dividend streams  $g_{t+1}$  and activity shocks  $\xi_{t+1}$  can be written in the following form:

$$\begin{aligned} \log E_t e^{u'_{cd} g_{t+1} + u_l \xi_{t+1}} &= [m + \rho A_t] \left( \mu' u_{cd} + \frac{1}{2} u'_{cd} \Sigma u_{cd} \right) + \int_{R^+} (e^{[\mu' u_{cd} + \frac{1}{2} u'_{cd} \Sigma u_{cd} + u_l]z} - 1) \nu(z) dz \\ &= [m + \rho A_t] \left( \mu' u_{cd} + \frac{1}{2} u'_{cd} \Sigma u_{cd} \right) + \int_{R^3} (e^{u'x} - 1) \nu_{cdl}(x) dx, \end{aligned} \quad (38)$$

where the joint Lévy density  $\nu_{cdl}(x)$  is given by

$$\nu(x_c, x_d, x_l) = f \left( \begin{bmatrix} x_c \\ x_d \end{bmatrix}; \mu x_l, \Sigma x_l \right) \nu(x_l). \quad (39)$$

Integrating out the dividend component, we can obtain the conditional moment-generating function for consumption and activity shocks:

$$\log E_t e^{u_c \Delta c_{t+1} + u_l \xi_{t+1}} = [m + \rho A_t] \left( \mu_c u_c + \frac{1}{2} u_c^2 \sigma_c^2 \right) + \int_{R^2} (e^{u'x} - 1) \nu_{cl}(x_c, x_l) dx, \quad (40)$$

for a joint Lévy density of consumption growth and activity shocks,

$$\nu_{cl}(x_c, x_l) = f_n(x_c; \mu_c x_l, \sigma_c^2 x_l) \nu(x_l). \quad (41)$$

To solve for the equilibrium asset-prices, we log-linearize the return on consumption asset, which can be conveniently expressed in the following form:

$$r_{c,t+1} = -\log \kappa_1 + \kappa_1 (pc_{t+1} - E(pc_t)) - (pc_t - E(pc_t)) + \Delta c_{t+1}, \quad (42)$$

where  $\kappa_1$  is an endogenous log-linearization coefficient, related to the unconditional level of the price-consumption ratio.

Conjecture that the price-consumption ratio is affine in the activity state  $A_t$ :

$$pc_t = H_{c,0} + H_{c,1} A_t. \quad (43)$$

Then, we can express the consumption return in terms of the underlying state variables and shocks in the economy:

$$r_{c,t+1} = -\log \kappa_1 + H_{c,1} (\kappa_1 (m - E(A)) + E(A)) + H_{c,1} (\kappa_1 \rho - 1) A_t + \kappa_1 H_{c,1} \xi_{t+1} + \Delta c_{t+1}, \quad (44)$$

where the unconditional mean of the activity state  $E(A)$  is equal to

$$E(A) = \frac{m + E(\xi_t)}{1 - \rho}.$$



We can use the Euler equation (4) to solve for the equilibrium coefficients in the price-consumption ratio. The loading  $H_{c,1}$  satisfies

$$H_{c,1} = \frac{\rho}{1 - \kappa_1 \rho} \left(1 - \frac{1}{\psi}\right) \left(\mu_c + \frac{1}{2}(1 - \gamma)\sigma_c^2\right). \quad (45)$$

while the log-linearization coefficient, which is related to the unconditional level of the price-consumption ratio, is given by the recursive equation

$$\begin{aligned} \log \kappa_1 = & \log \delta + H_{c,1}(\kappa_1(m - E(A)) + E(A)) + m \left(1 - \frac{1}{\psi}\right) \left(\mu_c + \frac{1}{2}(1 - \gamma)\sigma_c^2\right) \\ & + \frac{1}{\theta} \int_{R^2} (e^{(1-\gamma)x_c + \theta \kappa_1 H_{c,1} x_l} - 1) \nu_{cl}(x_c, x_l) dx. \end{aligned} \quad (46)$$

We can now express the discount factor in (3) in terms of the underlying state variables and innovations in the economy:

$$m_{t+1} = m_0 + m_a A_t - \lambda_\xi \xi_{t+1} - \lambda_c \Delta c_{t+1}, \quad (47)$$

where the discount factor loadings  $m_0$  and  $m_a$  and market prices of risks  $\lambda_\xi$  and  $\lambda_c$  depend on the model and preference parameters:

$$\begin{aligned} m_0 &= \theta \log \delta + (\theta - 1)(-\log \kappa_1 + H_{c,1}(\kappa_1(m - E(A)) + E(A))), \\ m_a &= (\theta - 1)(\kappa_1 \rho - 1)H_{c,1}, \\ \lambda_\xi &= (1 - \theta)\kappa_1 H_{c,1}, \\ \lambda_c &= \gamma. \end{aligned} \quad (48)$$

Using the Euler equation, we obtain that the risk-free rate is given by,

$$r_{ft} = F_0 + F_a A_t, \quad (49)$$

for

$$\begin{aligned} F_0 &= -m_0 + m \left(\lambda_c \mu_c - \frac{1}{2} \lambda_c^2 \sigma_c^2\right) - \int_{R^2} (e^{-\lambda_c x_c - \lambda_\xi x_l} - 1) \nu_{cl}(x_c, x_l) dx, \\ F_a &= \rho \left(\frac{1}{\psi} \mu_c - \frac{1}{2}(\gamma + \frac{1}{\psi}(\gamma - 1))\sigma_c^2\right). \end{aligned} \quad (50)$$

Combining the equations for the consumption asset (44) and risk-free rate (49), we obtain that the risk premium on consumption asset satisfies

$$\log(E_t R_{c,t+1}) - r_{ft} = \gamma \sigma_c^2 (m + \rho A_t) + \int_{R^2} K_c(x_c, x_l) \nu_{cl}(dx_c, dx_l), \quad (51)$$

for

$$K_c(x_c, x_l) = e^{x_c + \kappa_1 H_{c,1} x_l} + e^{-\lambda_c x_c - \lambda_\xi x_l} - e^{(1-\lambda_c)x_c + \theta \kappa_1 H_{c,1} x_l} - 1. \quad (52)$$

We use similar methods to compute the price-dividend ratio and the risk premium on a dividend asset. Conjecture that the price-dividend ratio is linear in the activity variable  $A_t$ :

$$pd_t = H_{d,0} + H_{d,1} A_t. \quad (53)$$

Using the Euler equation for the log-linearized dividend return, we can solve for the equilibrium loadings in the price-dividend ratio:

$$H_{d,1} = \frac{\rho}{1 - \kappa_{d,1} \rho} \left( \mu_d - \frac{1}{\psi} \mu_c + \frac{1}{2} \left[ \left( \gamma + \frac{1}{\psi} (\gamma - 1) \right) \sigma_c^2 - 2\gamma \sigma_{cd} + \sigma_d^2 \right] \right), \quad (54)$$

where the log-linearization coefficient for the dividend return  $\kappa_{d,1}$  satisfies the recursive equation

$$\begin{aligned} \log \kappa_{d,1} = & m_0 + H_{d,1} (\kappa_{d,1} (m - E(A)) + E(A)) + m \left( \mu' \begin{bmatrix} -\lambda_c \\ 1 \end{bmatrix} + \frac{1}{2} \begin{bmatrix} -\lambda_c \\ 1 \end{bmatrix}' \Sigma \begin{bmatrix} -\lambda_c \\ 1 \end{bmatrix} \right) \\ & + \int_{R^3} (e^{-\lambda_c x_c + x_d + (\kappa_{d,1} H_{d,1} - \lambda_\xi) x_l} - 1) \nu_{cdl}(x) dx. \end{aligned} \quad (55)$$

The risk premium on a dividend asset is given by

$$\log(E_t R_{d,t+1}) - r_{ft} = \gamma \sigma_{cd} (m + \rho A_t) + \int_{R^3} K_d(x_c, x_d, x_l) \nu_{cdl}(dx_c, dx_d, dx_l), \quad (56)$$

for

$$K_d(x_c, x_d, x_l) = e^{x_d + \kappa_{d,1} H_{d,1} x_l} + e^{-\lambda_c x_c - \lambda_\xi x_l} - e^{-\lambda_c x_c + x_d + (\kappa_{d,1} H_{d,1} - \lambda_\xi) x_l} - 1. \quad (57)$$

To obtain closed form solutions for the asset prices in case when the activity shocks follow tempered stable distribution, we use the result that

$$\int_{R^3} (e^{u_c x_c + u_d x_d + u_l x_l} - 1) \nu_{cdl}(x) dx = \varphi \left( \mu' \begin{bmatrix} u_c \\ u_d \end{bmatrix} + \frac{1}{2} \begin{bmatrix} u_c \\ u_d \end{bmatrix}' \Sigma \begin{bmatrix} u_c \\ u_d \end{bmatrix} + u_l \right), \quad (58)$$

where  $\varphi_u$  is the moment-generating function of the tempered stable distribution defined in (17).

## Figures and Tables

Table 1: **Summary Statistics**

	Value	S. E.
$E(\Delta c)$	1.92	(0.29)
$E(\Delta d)$	1.12	(0.96)
$\sigma(\Delta c)$	2.12	(0.59)
$\sigma(\Delta d)$	10.97	(2.91)
$Corr(\Delta c, \Delta d)$	0.60	(0.14)
$E(r_d - r_f)$	5.22	(2.03)
$E(r_f)$	0.64	(0.69)

Annual observations of real consumption growth, dividend growth, market return and risk-free rate from 1930 to 2008. Standard errors are Newey-West corrected using 4 lags.

Table 2: **Model Calibration**

Parameter	Value
<b>Calibrated Parameters</b>	
$\rho$	0.60
$\alpha$	0.10
$\pi$	11
$c$	3
$\delta$	0.994
$\gamma$	10
<b>Implied Parameters</b>	
$m$	0.03
$\sigma_c$	2.09
$\sigma_c$	11.04
$\tau_{cd}$	0.61

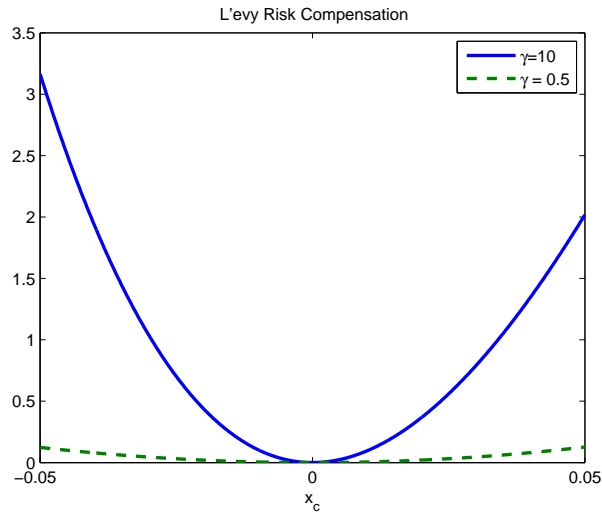
Model parameter calibration values, annual frequency.

Table 3: **Model Output**

		$\gamma = 10$	$\gamma = 20$	$\gamma = 50$
<b>Risk Premium:</b>				
<i>Consumption asset</i>				
	Gaussian	0.27	0.55	1.37
	Levy	0.19	0.36	0.81
	Total	0.46	0.91	2.18
<i>Dividend asset</i>				
	Gaussian	0.88	1.76	4.41
	Levy	0.51	0.96	2.25
	Total	1.39	2.72	6.66
<b>Risk-Free Rate:</b>		1.53	1.34	1.60

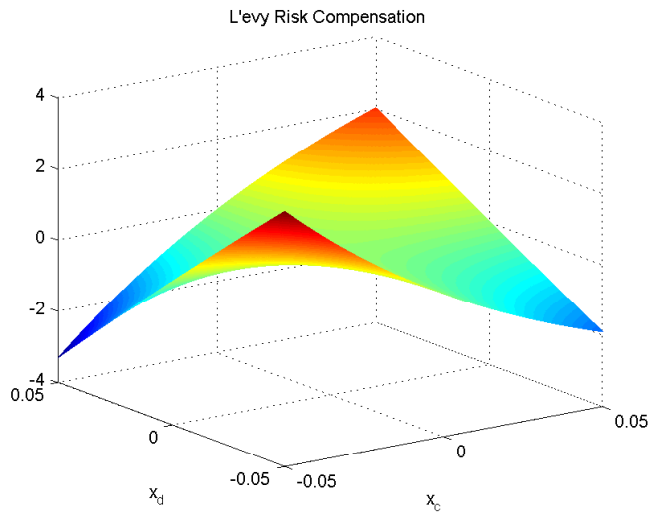
Table 4: Model output for risk premia and interest rate.

Figure 1: Lévy Risk Compensation: Consumption Asset



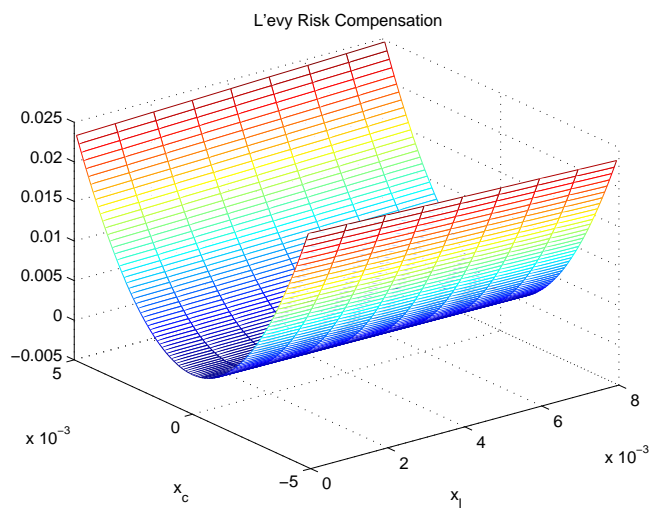
Lévy compensation kernel for consumption asset in the i.i.d. model specification as a function of consumption jump-moves. Solid line represents a compensation kernel when the risk-aversion coefficient is 10, and dashed one when the risk aversion is 0.5.

Figure 2: Lévy Risk Compensation: Dividend Asset



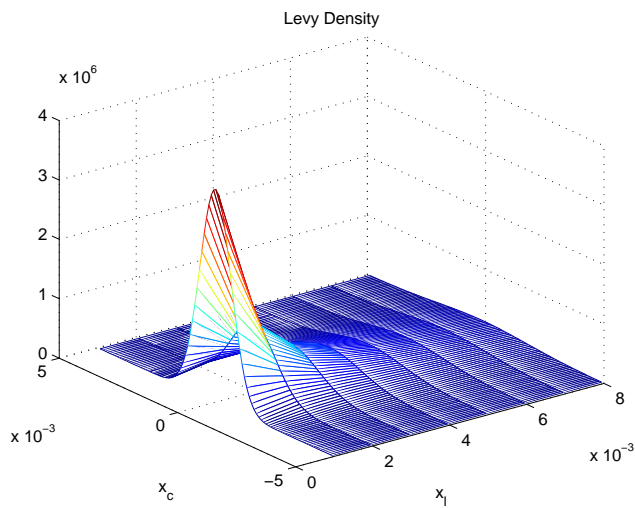
Lévy compensation kernel for dividend asset in the i.i.d. model specification as a function of consumption and dividend jump-moves.

Figure 3: Lévy Risk Compensation: Persistent Activity Model



Lévy compensation kernel for consumption asset in the model specification with persistent activity shocks as a function of consumption and activity jump-moves.

Figure 4: Lévy Density



Lévy density for consumption and activity shocks.

## References

- Andersen, Torben G., Time Bollerslev, Per Houmann Frederiksen, and Morten Orregaard Nielsen, 2005, Continuous-time models and the distribution of daily stock returns, *Working paper* .
- Ané, Thierry, and Hélyette Geman, 2000, Order flow, transaction clock, and normality of returns, *The Journal of Finance* 55, 2259–2284.
- Bansal, Ravi, 2007, Long run risks and financial markets, *Federal Reserve Bank of St Louis Review* 89, 283–300.
- Bansal, Ravi, and Ivan Shaliastovich, 2008, Recency bias, confidence risks and asset prices, working paper.
- Bansal, Ravi, and S. Viswanathan, 1993, No-arbitrage and arbitrage pricing: A new approach, *Journal of Finance* 48, 1231–1262.
- Bansal, Ravi, and Amir Yaron, 2004, Risks for the long run: A potential resolution of asset pricing puzzles, *Journal of Finance* 59, 1481–1509.
- Barndorff-Nielsen, Ole E., and Neil Shephard, 2001a, Integrated OU processes and non-Gaussian OU-based stochastic volatility models, *Working paper* .
- Barndorff-Nielsen, Ole E., and Neil Shephard, 2001b, Non-Gaussian Ornstein-Uhlenbeck-based models and some of their uses in financial economics, *Journal of Royal Statistical Society* 63, 167–241.
- Barndorff-Nielsen, Ole E., and Neil Shephard, 2006, Impact of jumps on returns and realized variances: Econometric analysis of time-deformed Lévy processes, *Journal of Econometrics* 131, 217–252.
- Barro, Robert, 2006, Rare disasters and asset markets in the Twentieth century, *Quarterly Journal of Economics* 121.
- Bates, David, 2006, The market for crash risk, working paper.
- Benzoni, Luca, Pierre Collin-Dufresne, and Robert Goldstein, 2005, Can standard preferences explain the prices of out-of-the-money S&P 500 put options, working paper.
- Bidarkota, Prasad, and Huston Brice Dupoyet, 2007, The impact of fat tails on equilibrium rates of return and term premia, *Journal of Economic Dynamics and Control* 31, 887–905.

- Bidarkota, Prasad, and Huston McCulloch, 2003, Consumption asset pricing with stable shocks exploring a solution and its implications for mean equity returns, *Journal of Economic Dynamics and Control* 27, 399–421.
- Bidarkota, Prasad V., Brice V. Dupoyet, and J. Huston McCulloch, 2007, Asset pricing with incomplete information under stable shocks, working paper.
- Broadie, Mark, Mikhail Chernov, and Michael Johannes, 2007, Model specification and risk premia: Evidence from futures options, *Journal of Finance* 62, 1453–1490.
- Campbell, John, and Robert Shiller, 1988, The dividend-price ratio and expectations of future dividends and discount factors, *The Review of Financial Studies* 1, 195–228.
- Carr, P., and L. Wu, 2004, Time-changed Lévy processes and option pricing, *Journal of Financial Economics* 71, 113–141.
- Clark, Peter K., 1973, A subordinated stochastic process with finite variance for speculative prices, *Econometrica* 41, 135–156.
- Cont, R., and P. Tankov, 2004, *Financial Modelling with Jump Processes* (London: Chapman & Hall).
- Dittmar, Robert, 2002, Nonlinear pricing kernels, kurtosis preference, and evidence from the cross section of equity returns, *Journal of Finance* 57, 369–403.
- Drechsler, Itamar, and Amir Yaron, 2008, What’s vol got to do with it, working paper.
- Epstein, Larry G., and Stanley Zin, 1989, Substitution, risk aversion and the temporal behavior of consumption and asset returns: A theoretical framework, *Econometrica* 57, 937–969.
- Eraker, Bjorn, and Ivan Shaliastovich, 2007, An equilibrium guide to designing affine pricing models, forthcoming in *Mathematical Finance*.
- Eraker, Bjørn, and Ivan Shaliastovich, 2008, An equilibrium guide to designing affine pricing models, *Mathematical Finance* 18, 519–543.
- Gabaix, Xavier, 2007, Variable rare disasters: An exactly solved framework for ten puzzles in macro-finance, working paper.
- Geman, H., 2008, *Aspects of Mathematical Finance*, chapter Stochastic Clock and Financial Markets, 37–53 (Springer).
- Geman, H., Dilip B. Madan, and Marc Yor, 2000, Time changes for Lévy processes, *Working paper* .



- Geweke, J., 2001, A note on some limitations of CRRA utility, *Economics Letters* 71, 341–345.
- Hansen, Lars, and Jose Scheinkman, 2007, Long-term risk: An operator approach, working paper.
- Harvey, Campbell R., and Akhtar Siddique, 2000, Conditional skewness in asset pricing tests, *Journal of Finance* 55, 1263–1295.
- Huang, Jing-Zhi, and Liuren Wu, 2004, Specification analysis of option pricing models based on time-changed Lévy processes, *Journal of Finance* 59, 1405–1439.
- Kreps, David M., and Evan L. Porteus, 1978, Temporal resolution of uncertainty and dynamic choice theory, *Econometrica* 46, 185–200.
- Liu, Jun, Jun Pan, and Tan Wang, 2005, An equilibrium model of rare-event premia and its implication for option smirks, *Review of Financial Studies* 18, 131–164.
- Martin, Ian, 2008, Consumption-based asset pricing pricing with higher cumulants, working Paper.
- Pan, Jun, 2002, The jump-risk premia implicit in options: Evidence from an integrated time-series study, *Journal of Financial Economics* 63, 3–50.
- Rietz, Thomas, 1988, The equity risk premium: A solution, *Journal of Monetary Economics* 22, 117–131.
- Shaliastovich, Ivan, 2009, Learning, confidence and option prices, working paper.
- Stock, James H., 1988, Estimating continuous-time processes subject to time deformation: An application to postwar U.S. GNP, *Journal of the American Statistical Association* 83, 77–85.
- Weil, Philippe, 1989, The equity premium puzzle and the risk free rate puzzle, *Journal of Monetary Economics* 24, 401–421.
- Weitzman, Martin L., 2007, Subjective expectations and asset-return puzzles, *American Economic Review* 97, 1102–1130.