

Probing the geometry of the Laughlin state

This content has been downloaded from IOPscience. Please scroll down to see the full text.

View [the table of contents for this issue](#), or go to the [journal homepage](#) for more

Download details:

IP Address: 141.52.96.106

This content was downloaded on 17/05/2016 at 10:18

Please note that [terms and conditions apply](#).



PAPER

Probing the geometry of the Laughlin state

OPEN ACCESS

RECEIVED

28 September 2015

REVISED

18 December 2015

ACCEPTED FOR PUBLICATION

29 December 2015

PUBLISHED

5 February 2016

Original content from this work may be used under the terms of the [Creative Commons Attribution 3.0 licence](#).

Any further distribution of this work must maintain attribution to the author(s) and the title of the work, journal citation and DOI.

Sonika Johri¹, Z Papić^{2,6}, P Schmitteckert^{3,4}, R N Bhatt¹ and F D M Haldane⁵¹ Department of Electrical Engineering, Princeton University, Princeton, NJ 08544, USA² School of Physics and Astronomy, University of Leeds, Leeds, LS2 9JT, UK³ Institute of Nanotechnology, Karlsruhe Institute of Technology, 76344 Eggenstein-Leopoldshafen, Germany⁴ Institut für Theoretische Physik, Heinrich-Heine-Universität, 40225 Düsseldorf, Germany⁵ Department of Physics, Princeton University, Princeton, NJ 08544, USA⁶ Author to whom any correspondence should be addressed.E-mail: z.papic@leeds.ac.uk**Keywords:** Laughlin wave function, quantum geometry, fractional quantum Hall effect**Abstract**

It has recently been pointed out that phases of matter with intrinsic topological order, like the fractional quantum Hall states, have an extra dynamical degree of freedom that corresponds to quantum geometry. Here we perform extensive numerical studies of the geometric degree of freedom for the simplest example of fractional quantum Hall states—the filling $\nu = 1/3$ Laughlin state. We perturb the system by a smooth, spatially dependent metric deformation and measure the response of the Hall fluid, finding it to be proportional to the Gaussian curvature of the metric. Further, we generalize the concept of coherent states to formulate the bulk off-diagonal long range order for the Laughlin state, and compute the deformations of the metric in the vicinity of the edge of the system. We introduce a ‘pair amplitude’ operator and show that it can be used to numerically determine the intrinsic metric of the Laughlin state. These various probes are applied to several experimentally relevant settings that can expose the quantum geometry of the Laughlin state, in particular to systems with mass anisotropy and in the presence of an electric field gradient.

1. Introduction

Fractional quantum Hall effect (FQHE) is the phenomenon where interacting electrons form many-body liquid phases in two spatial dimensions [1, 2]. The best understood (and experimentally the most robust) of all such states is the $\nu = 1/3$ Laughlin state [3]. Phases in the FQHE display many interesting properties related to topological order [4] and fractionalization, for instance, their fundamental excitations carry fractional electric charges [3] and obey the fractional statistics when they are braided around one another [5]. The fundamental FQHE physics results from the combined effect of Coulomb interaction between electrons, and the Landau level quantization in strong magnetic fields that completely suppresses the kinetic energy of the electrons (for an introduction to FQHE physics see, e.g., [6–9]).

A traditional method that has played an important role in understanding many FQH states has been the formulation of first-quantized many-body wave functions for the ground states of the system at various filling fractions. This approach was pioneered by Laughlin [3] who proposed one such class of wave functions for the filling fractions $\nu = 1/(2m + 1)$, $m = 1, 2, 3, \dots$. In order to write down these wave functions, it is customary to assume that a two-dimensional electron gas (2DEG) that hosts the FQHE can be viewed as a continuum system in the infinite plane. Historically, this has led to an additional assumption that the 2DEG is also rotationally invariant around the axis perpendicular to the plane of the 2DEG. Under these assumptions, the Laughlin wave function becomes a Jastrow polynomial that involves the products of $(z_i - z_j)$, where z is the complex 2D electron coordinate (see equation (3) below for an explicit form of the wave function). Because of rotational invariance, z is fixed to be $x \pm iy$ (sign depending on the direction of the magnetic field). This type of wave functions has been microscopically very successful in modeling the exact ground state of the system computed numerically by diagonalizing the Coulomb interaction Hamiltonian. However, as variational wave functions, the Laughlin states are rather unusual because they lack any optimizing parameters. Although this

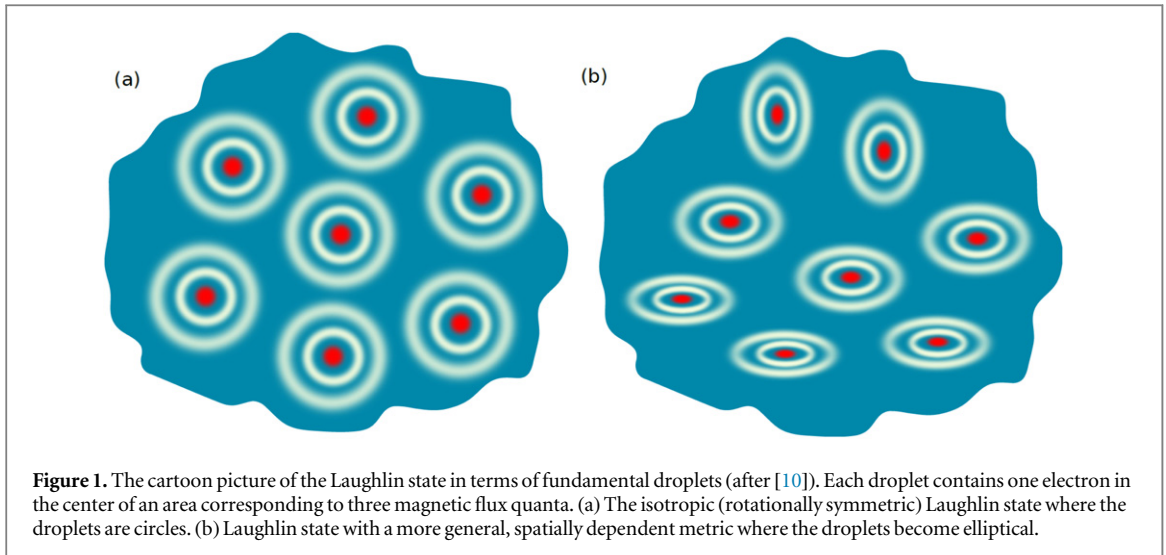


Figure 1. The cartoon picture of the Laughlin state in terms of fundamental droplets (after [10]). Each droplet contains one electron in the center of an area corresponding to three magnetic flux quanta. (a) The isotropic (rotationally symmetric) Laughlin state where the droplets are circles. (b) Laughlin state with a more general, spatially dependent metric where the droplets become elliptical.

surprising feature of the Laughlin states has been noted a long time ago, it is only very recently [10] that it has been appreciated that the Laughlin wave functions do indeed contain a variational parameter. In order to expose this parameter, one must lift the assumption of the rotational invariance of the system.

Because the Laughlin $1/3$ state describes a gapped topological phase, i.e., a liquid which is robust to any local perturbations that do not close the gap of the system, its existence is not sensitive to the geometric details of the system. The basic physics of the Laughlin state is that it efficiently places electrons apart from one another, yet avoids breaking the translational symmetry in doing so. According to [10], we can thus characterize the Laughlin state in terms of fundamental droplets which are schematically illustrated in figure 1. Each droplet contains one electron in an area corresponding to 3 magnetic flux quanta (in general, for more complicated states at fillings $\nu = p/q$, a droplet would contain q orbitals inhabited by p electrons). When the system is rotationally isotropic, the shape of the droplet is circular. However, in a more general setting (figure 1(b)) the metric may be spatially dependent. For example, the 2DEG may be wrapped around a curved surface, the direction of the magnetic field may be slightly tilted at various points in space, etc. In these circumstances, it is natural to expect that the shape of the fundamental droplets will also vary depending on the location of their center. Therefore, the shape of the droplets is a hidden variational parameter that characterizes the Laughlin state and this parameter can be tuned to yield the best variational description of the actual ground state of the system.

Our cartoon of the fundamental droplets of the Laughlin state can be formalized into a phenomenological picture of the FQHE as a fluid of particle-flux composites with finite area. These composite particles are known as ‘composite bosons’ [11] or ‘composite fermions’ [12], depending on how many orbitals surround an electron. In general, the composites carry information about numbers p and q that define the filling fraction $\nu = p/q$. Moreover, the occupancy pattern inside the droplet is also connected to the concept of ‘topological spin’ (which is also related to the ‘shift’ [13] when the quantum Hall state is placed on a sphere). The finite area of the droplet means that a metric (that of the guiding center defined below) is required to specify the shape. In addition to the shape, the guiding center metric is also related to spin. The deformation of the shape of the composite particle couples to spin, thus connecting topology and geometry. The fluctuations of the quantum metric and its coupling to spin gives rise to dynamics in the FQHE phases.

More precisely, in the full problem of a 2DEG in the magnetic field, one encounters, in fact, two distinct metrics. This can be seen as follows. The phase space for each particle confined to two dimensions in a transverse magnetic field consists of two sets of non-commuting real-space coordinates. The position of an electron can be separated into the cyclotron and the guiding center coordinates respectively as $r^a = R^a + \tilde{R}^a$, $a = x, y$. The cyclotron coordinates are related to the canonical momenta by $\tilde{R}^a = \frac{\ell_B^2}{\hbar} \epsilon^{ab} \pi_b$, with ϵ being the two-dimensional Levi-Civita symbol, and $\ell_B = \sqrt{\hbar/eB}$ is the magnetic length. The commutation relations $[R^a, R^b] = -i\ell_B^2 \epsilon^{ab}$ and $[\tilde{R}^a, \tilde{R}^b] = i\ell_B^2 \epsilon^{ab}$ hold. These are independent Hilbert spaces, in each of which the real-space coordinates do not commute with each other, leading to quantum fluctuations of the metric of each. The cyclotron coordinates are present in the term for kinetic energy. On the other hand, the guiding center coordinates are present in the interaction term.

One way to characterize the difference between integer quantum Hall effect (IQHE) [14, 15] and FQHE is by the part of the Hilbert space in which the relevant dynamics takes place. For IQHE, the guiding center degrees of freedom are frozen because the LLs are fully filled, and the dynamics is governed by cyclotron coordinates. For

FQHE, it is the opposite: the cyclotron degree of freedom is frozen by the strong magnetic field, and the dynamics is governed by the guiding center coordinates. The fluctuations of the guiding center metric give rise to phenomena such as the FQHE bulk neutral excitations in the long-wavelength limit [16]. The guiding-center metric is also related to the Hall viscosity [17–22].

Recently, anisotropy and geometry in FQHE systems have received much attention. Several papers have studied FQHE systems in curved spaces [23–29]. Transport coefficients have been calculated as a response to variations of spatial geometry [30–32]. Anisotropic metric has been connected to the band structure of materials giving rise to the FQHE [33–36], the tilting of the magnetic field [37] and the so-called nematic phases in higher Landau levels [38, 39]. Anisotropic mass has been shown to affect the shape of the composite fermion surface [40]. In experiment, the anisotropy of the Fermi contour has been studied in GaAs quantum wells using an L-shaped Hall bar and periodic strain engineered using a grating of electron-beam resist [42–44]. Finally, there are recent proposals for experimental implementations of time-dependent external metric via acoustic crystalline waves [41].

In this paper, we study the geometric degree of freedom that characterizes the shape of the fundamental droplets of the Laughlin $\nu = 1/3$ state. We design several numerical experiments and probes that can be used to detect the fluctuations of this degree of freedom of FQHE states. For most of the calculations, we use the geometry of an open cylinder where the metric perturbation can be conveniently introduced, but our results are sufficiently general that they apply to any geometry. One advantage of the cylinder geometry is that all the single-particle orbitals in momentum-space have the same shape, unlike the disk or the sphere. Therefore, spatially varying properties can be studied without interference from other geometrical effects. In section 2, we provide a self-contained review of the quantum Hall problem in the cylinder geometry. In section 3 we introduce the generalization of coherent states in the spirit of the fundamental droplets sketched in figure 1. We show that such generalized coherent states can be used to formulate an ‘off-diagonal long range order’ (ODLRO) parameter that is quantized at long distances for the Laughlin state at $\nu = 1/3$, but vanishes for a compressible state at the same filling factor. We also study the squeezing of coherent states in the vicinity of an edge of the cylinder. In section 4 we spatially perturb the metric in a controlled and smooth way, and study the response of the FQH fluid. In agreement with analytical expectations, we find the response to be proportional to the Gaussian curvature of the perturbed metric. In section 5 we introduce a different operator—the ‘pair amplitude’ operator—and use it to measure the intrinsic geometry fluctuations of the Laughlin state when the mass tensor is anisotropic or the system is perturbed by an electric field gradient. Our conclusions are summarized in section 6.

2. Interacting electrons on a cylinder

We consider a 2DEG confined to the surface of a finite cylinder with radial magnetic field. We set the x -axis to be along the axis of the cylinder and y -axis to be the periodic direction. This is equivalent to working in the Landau gauge with vector potential $\mathbf{A} = Bx\hat{y}$. The momentum along the y -direction, k_y , is a good quantum number. The single particle wave functions (‘orbitals’) have the form [7]

$$\phi_{n,k_y} = \frac{1}{\sqrt{L\ell_B\sqrt{\pi}}} e^{ik_y y - \frac{1}{2}\left(\frac{x}{\ell_B} - \ell_B k_y\right)^2} H_n\left(\frac{x}{\ell_B} - \ell_B k_y\right), \quad (1)$$

where $\ell_B = \sqrt{\hbar/(eB)}$ is the magnetic length, H_n is the Hermite polynomial and $n = 0, 1, 2, \dots$ labels the Landau levels. In the following, we restrict to the lowest Landau level (LLL) corresponding to $n = 0$. The allowed values of k_y are $2\pi m/L$, where L is the circumference of the cylinder and m is an integer that resolves the degeneracy within the LLL. We use a finite number of orbitals N_{orb} , which implies that the size of the system along the x -direction is approximately $H = (2\pi/L)N_{\text{orb}}$. In the LLL, the wave function ϕ_{k_y} is then the product of a Gaussian along the x -axis centered at $x = (2\pi m\ell_B^2/L)$ and a plane wave along the y -axis. The value of N_{orb} is set by the filling factor but also by the nature of the given state, due to the topological quantum number known as the ‘shift’ [13]. For example, for the $\nu = 1/3$ Laughlin state, $N_{\text{orb}} = 3N - 2$ gives the correct ground state. Note that the shift can be determined from the occupancy pattern of the fundamental droplet, which according to figure 1 is 100100 ... 1001001 for the Laughlin state.

The two relevant length scales at this stage are the magnetic length ℓ_B , which sets the width of the wave function, and L , the circumference of the cylinder which controls the distance and hence the overlap between the single-particle wave functions. Henceforth, we set $\ell_B = 1$. We are interested in solving for the ground state and possibly a few low-lying excited states of a system of N interacting electrons. This must be done numerically, and we resort to two techniques: exact diagonalization and density matrix renormalization group (DMRG). Exact diagonalization is an unbiased method of finding the eigenstates of the many-body Hamiltonian, but limited to small systems because of the exponential increase in size of the Hilbert space. DMRG [45] is a variational optimization over a class of ‘weakly entangled’ states known as ‘matrix product states’ [46–48]. In the past,

DMRG has been applied to FQH systems in various geometries [49–52], but the convergence of the method was found to be the best for the cylinder geometry [53–56].

A useful point of departure for the study of FQHE phases are the ground states of model Hamiltonians that have high overlap with the ground state of the Coulomb interaction. For example, at $\nu = 1/3$, it can be shown that the ground state for $N = 6, 7, \dots, 12$ electrons interacting via Coulomb repulsion has $\gtrsim 95\%$ overlap with the ground state of the following Hamiltonian:

$$H_L = \sum_{i<j} \nabla^2 \delta(\mathbf{r}_i - \mathbf{r}_j). \quad (2)$$

Note that this Hamiltonian is singular; however, once its matrix elements are evaluated between the single-particle wave functions in equation (1), all divergences are automatically removed. The Fourier transform of H_L , which is better known as the V_1 Haldane pseudopotential [57], is given by the first Laguerre polynomial.

The ground state of the Hamiltonian in equation (2) can be analytically shown to have exactly zero energy [57]. In the infinite plane, the wave function of this ground state is the Laughlin state

$$\Psi_L(z_1, \dots, z_N) = \prod_{i<j} (z_i - z_j)^3 e^{-\sum_k |z_k|^2 / 4\ell_B^2}, \quad (3)$$

where z_j denote complex coordinates of electrons in the 2D plane. Traditionally, one would write $z_j = x_j + iy_j$, but note that this parametrization is only valid for a rotationally invariant system such that the contour of constant $|z|^2$ is the circle. More generally, $z_j = \alpha x_j + iy_j/\alpha$ is also a valid choice, which for $\alpha \neq 1$ gives an elliptical contour of $|z|^2$. The wave function Ψ_L is believed to represent all fundamental aspects of the physics of an actual $\nu = 1/3$ state, even though the wave function of the physical system is far more complicated than equation (3). The reason is that Ψ_L can be adiabatically connected to the ground state of the system with Coulomb interaction without closing the spectral gap [58].

Many finite-size studies focus only on model interactions such as the one above, which is reasonable since these ground states typically have high overlap with the physical ground state and in particular share the same topological properties. However, in order to account for all the details of the physical ground state, one needs to directly model the Coulomb interaction and its ground state separately. On a cylinder, the Coulomb interaction has to be implemented with care because of the infinities that arise from its long range nature. We next discuss this point in some detail.

The Fourier transform of the rotationally invariant Coulomb interaction in two-dimensions is $\tilde{V}(k) = \frac{2\pi}{k}$, where $k = \sqrt{k_x^2 + k_y^2}$. Therefore, it can be written as

$$V(r) = \frac{1}{(2\pi)^2} \int d^2\mathbf{k} \frac{2\pi}{k} e^{i\mathbf{k}\cdot\mathbf{r}}. \quad (4)$$

The integral in equation (4) diverges at $k_x, k_y = 0$. Since there is no periodicity along the x -axis, the k_x integral cannot be converted into a sum, in which case the singularity could be removed simply by ignoring the problematic term in the sum which has both $k_x = 0$ and $k_y = 0$. Instead, we use the following strategy that works in the continuum limit.

In the second quantized notation, the Hamiltonian for the Coulomb interaction reads

$$H = \sum_{m_1, m_2, m_3, m_4} V_{m_1, m_2, m_3, m_4} c_{m_1}^\dagger c_{m_2}^\dagger c_{m_4} c_{m_3}. \quad (5)$$

The matrix element is given by

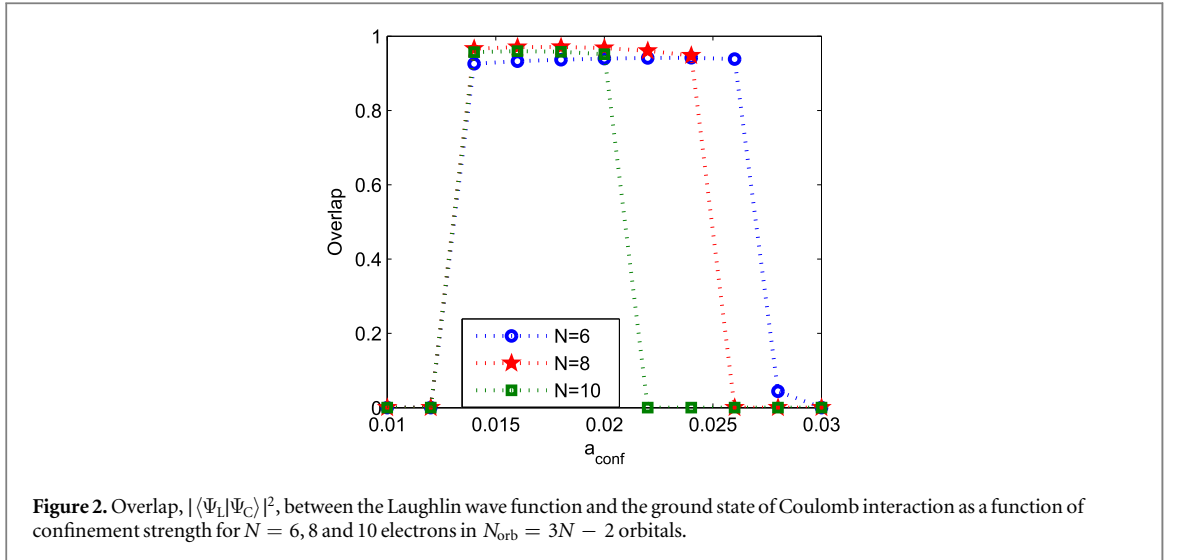
$$\begin{aligned} V_{m_1, m_2, m_3, m_4} &= \int d\mathbf{r}_1 d\mathbf{r}_2 \phi_{m_1}^*(\mathbf{r}_1) \phi_{m_2}^*(\mathbf{r}_2) V(\mathbf{r}_1 - \mathbf{r}_2) \phi_{m_3}(\mathbf{r}_1) \phi_{m_4}(\mathbf{r}_2) \\ &= \frac{e^{-\beta^2/2}}{2\pi L} \int_0^\infty dk_x \frac{e^{-k_x^2/2} \cos(k_x \gamma)}{\sqrt{k_x^2 + \beta^2}}, \end{aligned} \quad (6)$$

where $\beta = \frac{2\pi}{L}(m_3 - m_1)$ and $\gamma = \frac{2\pi}{L}(m_3 - m_2)$. The prime on the sum in equation (5) denotes the conservation of momentum $m_1 + m_2 = m_3 + m_4$, resulting from the integration over k_y .

The singularity appears when both β and k_x become zero. At $\beta = 0$, the interaction can be separated into a singular and non-singular part:

$$V_{m_1=m_3, m_2=m_4} = \frac{1}{2\pi L} \left(\int_0^\infty dk_x \frac{1}{k_x} + \int_0^\infty dk_x \frac{e^{-k_x^2/2} \cos(k_x \gamma) - 1}{k_x} \right). \quad (7)$$

Since the singular part is independent of all m_i , we can discard it without affecting the eigenstates of the Coulomb Hamiltonian. However, doing this means that we are subtracting an arbitrary term from the energies of the eigenstates. Therefore, the ground state energy cannot be compared to that obtained from other geometries.



Another subtlety is that in order to model long-range interactions in an open system, we need a confining potential. This is because long-range interactions have a tendency to pile up the electrons near the edges, which can easily destroy the liquid ground state like the Laughlin state. For the model interaction H_L which is of ultrashort range, no confinement is required. However, long range interactions such as the Coulomb do require a confining potential along the axis of the cylinder. In the absence of such confinement, electrons would lower their energy by moving symmetrically to the edges of the system, leading to reconstructed edges [59, 60], similar to the behavior in the disk geometry.

We compared several confinement schemes in detail, including a simple parabolic confinement, Hartree-type confinement (in which the finite cylinder is considered to be embedded in an infinite one and the external uniform charge provides an effective confinement), and a co-axial sheet of charge. From these, we chose a simple parabolic one:

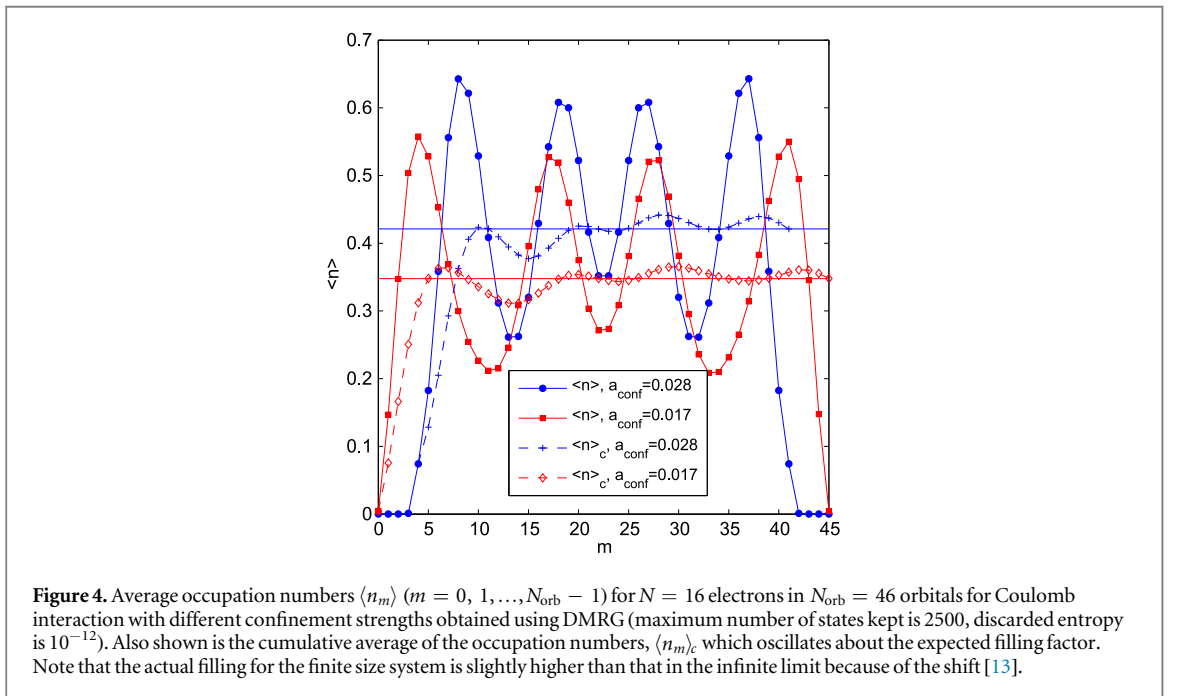
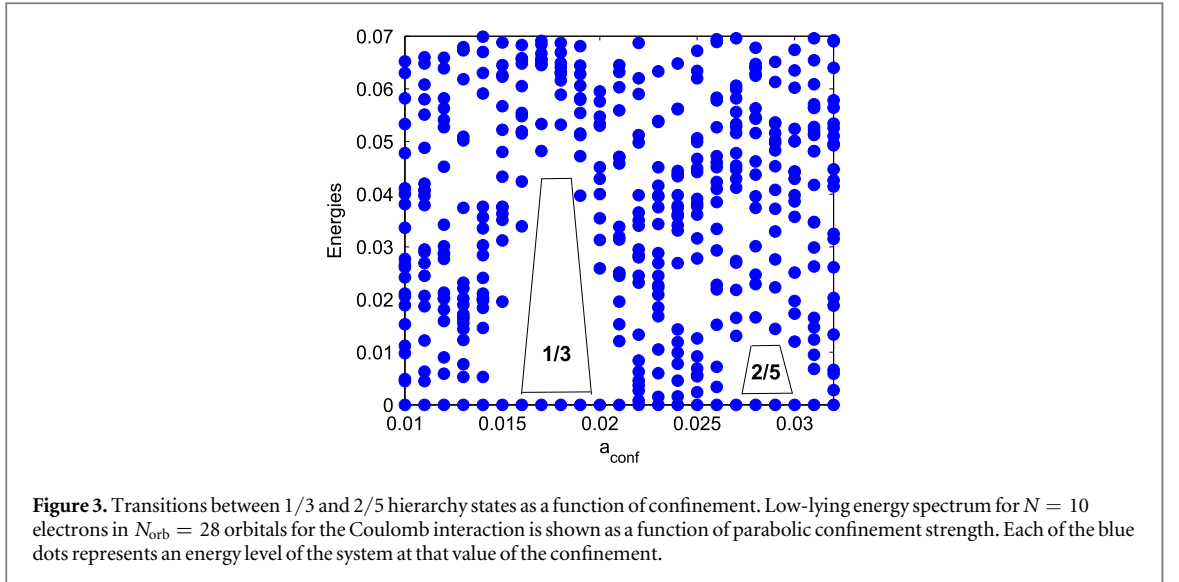
$$V = a_{\text{conf}} (x/\ell_B)^2 \quad (8)$$

which is the easiest to implement, yet sufficient to stabilize the FQH state depending on the value of a_{conf} . Typically, finding the appropriate a_{conf} to get the correct ground state will require some fine tuning. One way to check that the Coulomb ground state, Ψ_C , at $\nu = 1/3$ is in the right phase is to calculate its overlap with the Laughlin wave function, $|\langle \Psi_L | \Psi_C \rangle|^2$. Using the simple parabolic potential, we can obtain overlaps $>90\%$ shown in figure 2. The overlap is high only in the narrow range of the confining potential, indicating that the confinement has to be finely tuned to obtain the desired FQHE ground state.

The confining potential is also a convenient way to induce topological phase transitions between FQHE hierarchy states such as $1/3 \rightarrow 2/5 \rightarrow 3/7$, etc. Imagine that we are in the thermodynamic limit when the cylinder is very long, but the density of electrons is just right to be in the $\nu = 1/3$ ground state. Once we start increasing the magnitude of the confining potential, the $\nu = 1/3$ state will display some rigidity to the perturbation because it is an incompressible fluid with a finite gap for all excitations. For sufficiently strong confinement, the ground state will become too squeezed and can no longer support the incompressible state. At this point, the state is gapless. Upon even further squeezing, the system will make a transition to a new gapped state which can be viewed as the condensate of the quasiparticles of the $1/3$ state, i.e. the $\nu = 2/5$ hierarchy state. The scenario then repeats until we reach $\nu = 3/7$ state, etc.

In a finite system, we can resolve the first transition between the members of the hierarchy states. Figure 3 shows the energy spectrum for 10 electrons as a function of the confinement parameter a_{conf} in equation (8). The system contains $N_{\text{orb}} = 28$ orbitals, which is enough to accommodate the Laughlin state for $N = 10$ electrons. As the confinement increases, the electrons are effectively restricted to a smaller number of orbitals in the middle of the cylinder, thus effectively increasing the filling factor. Gaps between the ground state energy and the rest of the spectrum open and close at different confinement strengths. Gaps are present at $a_{\text{conf}} = 0.017$ and $a_{\text{conf}} = 0.028$. These correspond to the FQHE states at $1/3$ and $2/5$.

We can confirm the correct nature of the ground states, e.g., by looking at the occupation numbers in the bulk for the same value of the confinement but in a much larger system that can be studied with DMRG. The results for $N = 16$ electrons in 46 orbitals are shown in figure 4. This plot shows that the number of orbitals with non-zero occupation result in the right fractional fillings, and the occupation numbers in the bulk indeed oscillate about the correct fractional values, $1/3$ and $2/5$. As the final outcome, for very large confinement, the

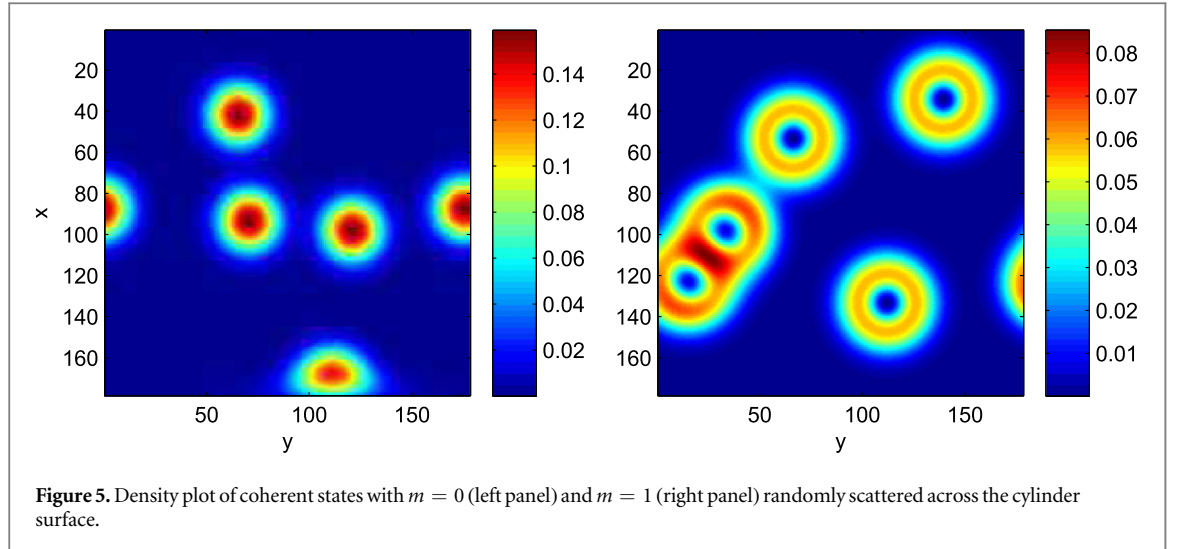


system will ultimately transition to the $\nu = 1$ quantum Hall state in the middle of the cylinder. Larger systems would naturally have the ability to display more gapped fractional states as a function of confinement before this final integer quantum Hall state is achieved.

Apart from the confinement potential, the circumference of the cylinder L is another tunable parameter. Its effect is two-fold: it modifies the matrix elements of the interaction potential, and also determines to what extent the edge effects penetrate into the bulk of the system. These effects are systematically studied in appendix A.

3. Coherent states and ODLRO

In this section, we introduce a generalization of coherent states which are used to formulate the off-diagonal long-range order [61] (ODLRO) of the $\nu = 1/3$ Laughlin state. The ODLRO is normalized in such a way that it approaches the value $1/3$ for large distances if the system is the Laughlin state, while it decays to zero in a compressible phase at the same filling factor. This definition of the ODLRO naturally applies to the case when the system is anisotropic. We also show that it can be used as an indicator of local changes in the shape of fundamental droplets close to the edge of an open cylinder.



The kinetic energy, corresponding to the cyclotron degree of freedom, for a single electron is given by

$$K = \frac{1}{2m_e} g^{ab} \pi_a \pi_b, \quad (9)$$

where g^{ab} is the cyclotron metric and π_a are the canonical momenta. At high magnetic fields and for $\nu < 1$, this cyclotron degree of freedom is frozen out and K is a constant when electrons are confined to the LLL. The remaining degrees of freedom are the guiding center operators $R^a = r^a - \frac{e^2}{\hbar} \epsilon^{ab} \pi_b$, where ϵ^{ab} is the antisymmetric tensor of rank 2. Using the guiding center coordinates, we can define the raising and lowering (harmonic oscillator) operators b and b^\dagger in the usual way [9].

The coherent state $\phi_\rho(z)$ centered at a position $\rho = x - iy$ is an eigenstate of the lowering operator [8]:

$$\phi_\rho(z) = \frac{1}{\sqrt{2\pi}} \exp\left[\frac{1}{2}\bar{\rho}z - \frac{1}{4}|z|^2 - \frac{1}{4}|\rho|^2\right], \quad (10)$$

$$b\phi_\rho(z) = \frac{\bar{\rho}}{\sqrt{2}}\phi_\rho(z). \quad (11)$$

This coherent state can also be expressed as the LLL projection of the Dirac delta function [8]. Several coherent states, located at various points on the surface of the cylinder, are depicted in figure 5 (left). In the bulk, the states have circular symmetry and their intensity peaks at their centers. They get squeezed as they approach the x -edge, and wrap-around the periodic y -edge.

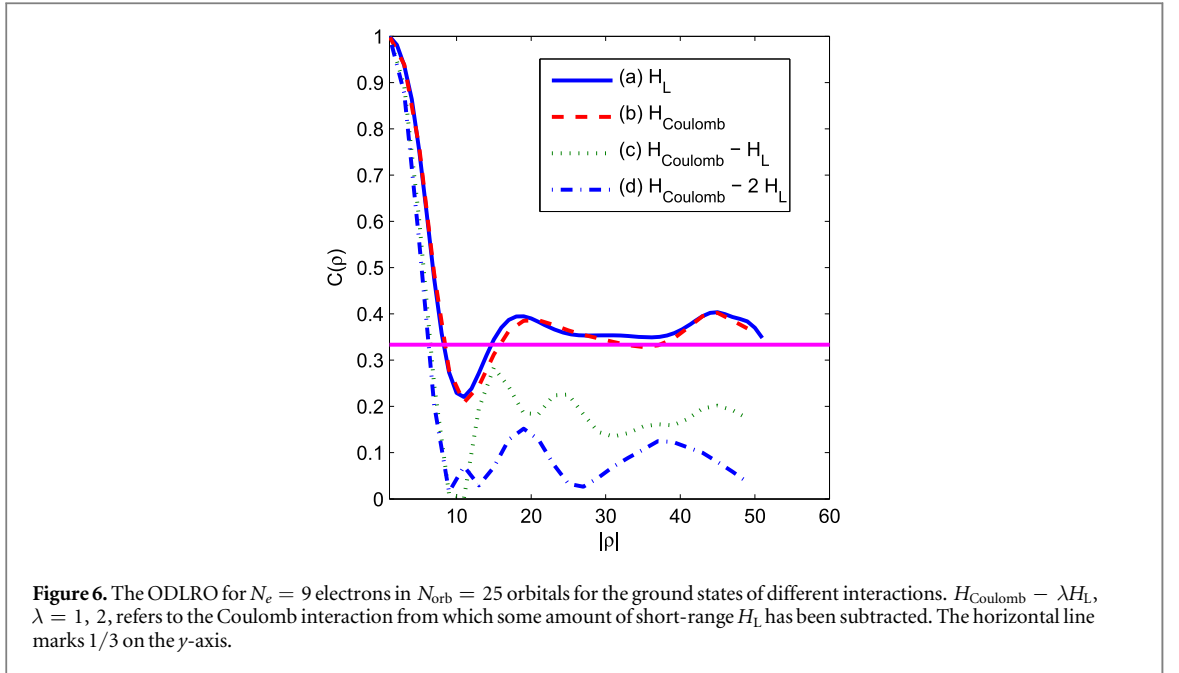
We can construct a more general family of coherent states parametrized by an integer m :

$$|m, \rho\rangle = e^{i\bar{\rho}\vec{R}}(b^\dagger)^m|0\rangle = (b^\dagger - \bar{\rho})^m|0\rangle, \quad (12)$$

where \vec{R} is the guiding-center coordinate vector. These states are still centered about the point ρ , but their intensity is spread over the concentric circle around ρ . The radius of the circle is fixed by m , and scales as $\sim\sqrt{m}\ell_B$.

The motivation for introducing the objects in equation (12) is that they will provide a mathematical description of our cartoon of the fundamental droplets in figure 1. As we mentioned earlier, the phenomenological picture of FQH states is that of a fluid being composed of droplets—the composites of particles and empty magnetic orbitals around them (i.e., their correlation holes). At filling factor $\nu = p/q$, each droplet consists of p filled coherent states, and $q - p$ empty ones. The occupation pattern inside the droplet determines the guiding-center ‘spin’ $s = \frac{p}{2}(p - q)$ [10]. A change in the occupation of the droplet requires a finite amount of energy which leads to the incompressibility of the FQHE state. Therefore, the essence of incompressibility is the finite expectation value for destroying the droplet at the origin and creating it at some point far away, similar in spirit to the conventional ODLRO [61]. The first discussion of ODLRO for the quantum Hall effect can be found in [62, 63], while the first numerical studies of ODLRO in FQH states were performed in [64] and [65]. There it was shown that ODLRO exists for the filling fractions $\nu = 1/3$ and $2/5$, and disappears when the incompressibility of the state is destroyed.

To mathematically define our generalized ODLRO, we need to introduce a projector onto a coherent state as follows:



$$\hat{n}_m(\vec{\rho}) = |m, \rho\rangle \langle m, \rho|. \quad (13)$$

This projector can be more conveniently evaluated by taking the Fourier transform,

$$\hat{n}_m(\vec{\rho}) = \int \frac{d^2q}{(2\pi)^2} L_m\left(\frac{q^2}{2}\right) e^{-q^2/4} e^{-i\vec{q}\cdot\vec{\rho}} e^{i\vec{q}\cdot\vec{R}}, \quad (14)$$

where L_m is the m th Laguerre polynomial. Note that $\hat{n}_m(\vec{\rho})$ defined in the previous equation is indeed an operator because it contains the exponential of the guiding center coordinate, therefore it can be expressed in terms of the magnetic translation operators. By explicit diagonalization of $\hat{n}_m(\vec{\rho})$ we can verify that it has a single non-zero eigenvalue (that can be normalized to one), and another $N_{\text{orb}} - 1$ eigenvalues that are exactly zero (to numerical precision). This means that \hat{n}_m indeed acts as a valid projection operator. Note that we can only fix the normalization in the bulk of the system (in the vicinity of the edge the eigenvalue will deviate from one in a non-universal manner).

Using the projector \hat{n}_m we can define an ODLRO, $C(\rho)$, for the $\nu = 1/3$ state:

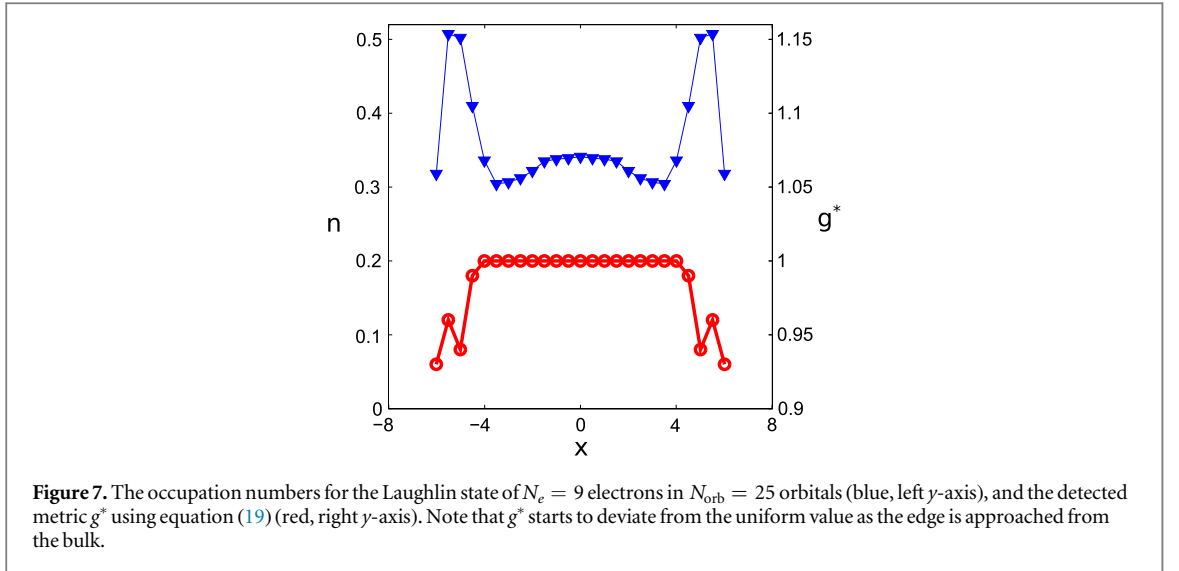
$$C(\rho) \equiv \langle \Psi(\rho) | \Psi(0) \rangle, \quad (15)$$

$$|\Psi(\rho)\rangle \equiv (\mathbb{1} - \hat{n}_2(\rho))(\mathbb{1} - \hat{n}_1(\rho))\hat{n}_0(\rho)|\Psi_0\rangle, \quad (16)$$

where Ψ_0 denotes the ground state of the system for which the ODLRO is computed. The meaning of this definition is as follows. When \hat{n}_0 acts on the ground state, $\hat{n}_0(\rho)\Psi_0$, it creates a particle in the $m = 0$ coherent state centered at ρ . Next, we act on this state with $(\mathbb{1} - \hat{n}_1(\rho))$. Since \hat{n}_1 is a projection operator with eigenvalue 1, $(\mathbb{1} - \hat{n}_1(\rho))$ removes an electron from the $m = 1$ state centered around the same ρ . (And similarly for $(\mathbb{1} - \hat{n}_2(\rho))$.) Therefore, the resulting $\Psi(\rho)$ is the ground state of the system where one electron is pinned at ρ , but there are no other electrons in states $m = 1, 2$ around that point. Thus, $\Psi(\rho)$ is the state with a fundamental droplet created at position ρ . The correlator $C(\rho)$ then expresses the amplitude to create such a droplet at the origin and remove it from another point ρ .

We have computed the ODLRO according to equation (15) as a function of position in figure 6. We consider $N_e = 9$ electrons in $N_{\text{orb}} = 25$ orbitals on the cylinder, and several types of interaction potentials. The Laughlin state in this figure is obtained as the ground state of the H_L Hamiltonian. The Coulomb ground state is obtained for a tuned value of the confinement a_{conf} where it has a large overlap with the Laughlin state. In these two cases, the ODLRO is trivially 1 (in our normalization) when $\rho = 0$, but settles down to a value of ~ 0.33 for large distances in the bulk of the system. In an infinite system, the plateau at $1/3$ will persist for $|\rho| \rightarrow \infty$; because our cylinder is finite, near the edge we observe a deviation from $1/3$. For the ground state of the Coulomb interaction, the ODLRO has small oscillations, but still appears to approach 0.33 .

Apart from the ODLRO when the system is in the Laughlin phase, we can also compute the ODLRO for the ground state perturbed away from the pure Coulomb interaction. This is conveniently done by softening the short-range component of the potential, i.e. $H_{\text{Coulomb}} - \lambda H_L$. It is known that for sufficiently large λ the ground state becomes compressible [58]. In figure 6 we indeed see that the ODLRO drops rapidly to zero as λ is increased, indicating the destruction of the FQHE state.



One advantage of our formulation of the ODLRO in equation (15) is that it naturally generalizes to the case of non-circular metric. Practically, the generalization of coherent states (and therefore ODLRO) for the non-Euclidean metric is done by redefining

$$q^2 \rightarrow g_{ab}q^a q^b \quad (17)$$

in equation (14). Note that the metric is the shape of the coherent state, which does not have to be Euclidean. For example, if the effective mass of the electrons (cyclotron metric) and the dielectric constant (guiding center metric) have different forms, the resulting metric of the droplets will be a compromise between the two that minimizes the energy [10, 33, 34]. In a real sample, the metric can in fact be continuously variable—the droplets simply assume a shape that lowers the overall energy of the liquid as much as possible.

As the guiding centers approach an edge of the system, the droplets will get squeezed, i.e., their local metric will deviate from the one in the bulk. This distortion can be measured using the operators $\hat{n}_m(\rho)$. For the $\nu = 1/3$ Laughlin state Ψ_0 with Euclidean metric g_0 everywhere, we observe that in the bulk

$$\langle \Psi_0 | \hat{n}_{0,g_0} (\mathbb{1} - \hat{n}_{1,g_0}) (\mathbb{1} - \hat{n}_{2,g_0}) \hat{n}_{0,g_0} | \Psi_0 \rangle \approx 1. \quad (18)$$

This means that once we create an electron in the coherent state $m = 0$ around some point, the physics of the Laughlin state takes care of preventing the occupation of the next two orbitals $m = 1, 2$. In the bulk of the exact Laughlin state, the overlap in equation (18) is exactly equal to one; in the Coulomb ground state, it is close but not strictly equal to one because other electrons still have a small amplitude to enter the droplet already containing one electron.

With this in mind, we propose that the optimum metric at some point ρ is given by varying the metric g so that the overlap of $(\mathbb{1} - \hat{n}_{2,g})(\mathbb{1} - \hat{n}_{1,g})\hat{n}_{0,g}\Psi_0$ and $\hat{n}_{0,g}\Psi_0$ is maximized:

$$g^*(\rho) = \min_g \{ |\langle \Psi_0 | \hat{n}_{0,g_0}(\rho) (\mathbb{1} - \hat{n}_{1,g_0}(\rho)) (\mathbb{1} - \hat{n}_{2,g_0}(\rho)) \hat{n}_{0,g_0}(\rho) | \Psi_0 \rangle - 1 | \}. \quad (19)$$

In figure 7, we show the results for the optimum metric g^* obtained in this way for the Laughlin wave function for a system of $N_e = 9$ electrons. We make the approximation of keeping the off-diagonal element g_{xy} of the metric 0 and only vary g_{xx} ($g_{yy} = g_{xx}^{-1}$). It is clear that the metric which determines the shape of the droplets deviates from 1 as the edge is approached from the bulk of the fluid. With this method, we are able to obtain a spatial map of the droplets as their shape varies throughout the fluid. Figure 7 also shows that the deviation in the metric near the edge is accompanied by a deviation in the electron occupation numbers from the bulk filling factor. In the next section, we introduce the theoretical prediction which relates the occupation numbers to the second gradient of the metric (equation (22)) in the bulk of the system.

4. Metric perturbation

In the previous section, we studied how the guiding-center metric varies over the surface of a system with open boundaries. In this section, we focus on the bulk of the system and vary the metric in a controlled way to measure the response of the $\nu = 1/3$ state.

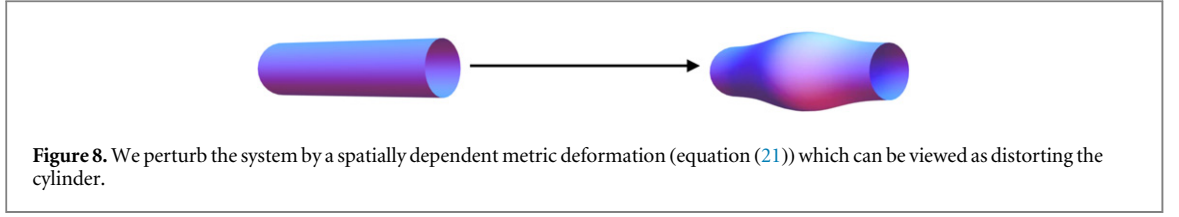


Figure 8. We perturb the system by a spatially dependent metric deformation (equation (21)) which can be viewed as distorting the cylinder.

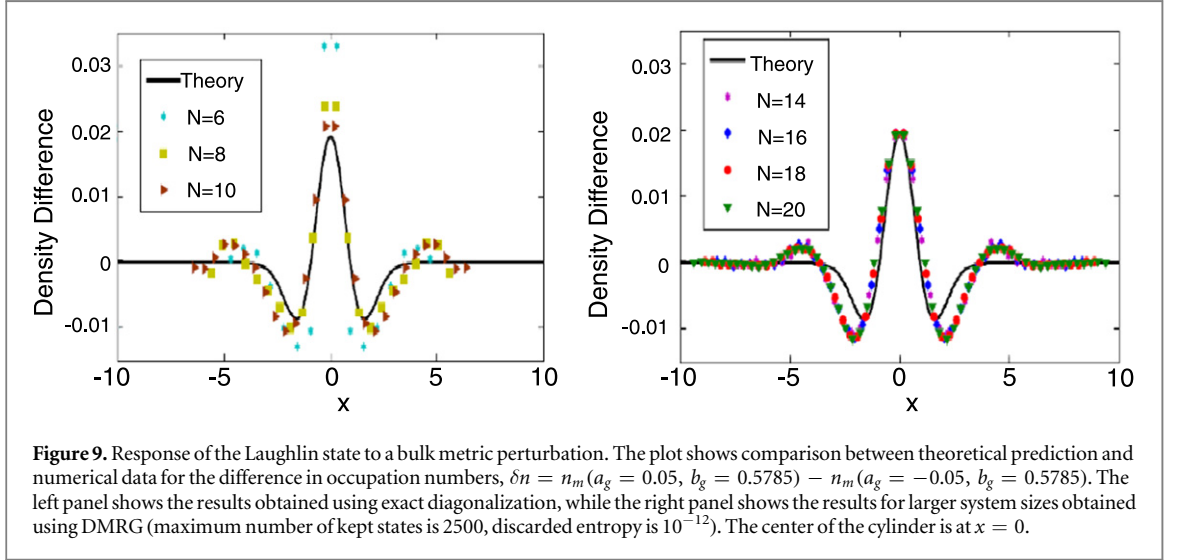


Figure 9. Response of the Laughlin state to a bulk metric perturbation. The plot shows comparison between theoretical prediction and numerical data for the difference in occupation numbers, $\delta n = n_m(a_g = 0.05, b_g = 0.5785) - n_m(a_g = -0.05, b_g = 0.5785)$. The left panel shows the results obtained using exact diagonalization, while the right panel shows the results for larger system sizes obtained using DMRG (maximum number of kept states is 2500, discarded entropy is 10^{-12}). The center of the cylinder is at $x = 0$.

We generalize the V_1 Hamiltonian to accommodate a smoothly varying diagonal metric $g = \text{diag}[g_{xx}, g_{xx}^{-1}]$:

$$H_1(g) = \sum_{m_1, m_2, m_3, m_4} V_{m_1, m_2, m_3, m_4}(g) c_{m_1}^\dagger c_{m_2}^\dagger c_{m_3} c_{m_4}, \quad (20)$$

where $V_{m_1, m_2, m_3, m_4} = \langle m_1, m_2 | H_1 | m_3, m_4 \rangle \sim \exp\left(-\frac{\beta^2 + \gamma^2}{2g_{xx}}\right) \left(\frac{\gamma^2}{g_{xx}} - \frac{\beta^2}{g_{xx}} - 1\right)$ (β and γ are defined as in section 2). We perturb the metric as

$$g_{xx} = 1 + \delta g, \quad \delta g = a_g \exp(-b_g x^2) \ll 1, \quad (21)$$

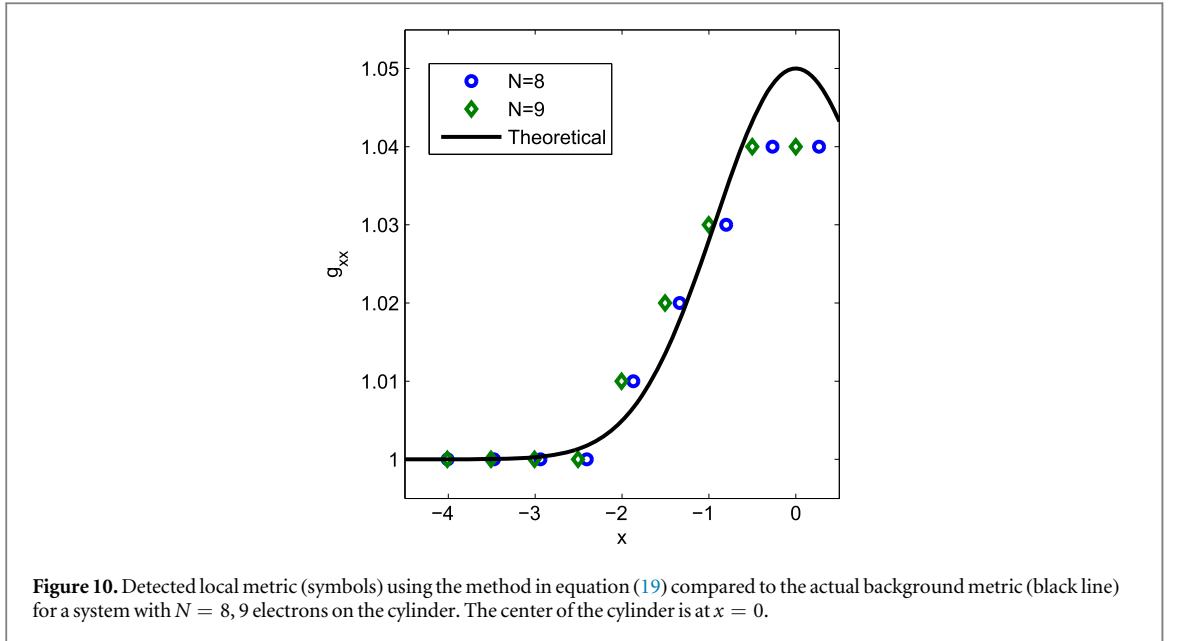
keeping the off-diagonal elements zero. Parameters a_g, b_g are to be considered small, so that g_{xx} varies smoothly and remains close to 1. This is equivalent to locally distorting the cylindrical surface as shown in figure 8. We make the simplifying assumption that $V_{m_1, m_2, m_3, m_4}(g) \sim V_{m_1, m_2, m_3, m_4}(g_M)$, where g_M is the metric at the center of mass of a pair of scattering particles.

We want to compare the actual response of the fluid density, that is, the metric-dependent occupation numbers $n_m(a_g, b_g)$ to the theoretical prediction [10] (see also [16])

$$\delta \rho(r) = \frac{s}{2} \partial_a \partial_b \delta g(r)^{ab}, \quad (22)$$

where $s = -1$ is the guiding center spin for the Laughlin state. We use DMRG to obtain the occupation numbers for systems with the spatially varying metric as in equation (21). We subtract the densities obtained for positive and negative values of a_g in order to double the response (equation (22)) and thus make it easier to measure. In figure 9, we show the results for the density difference between a system with $a_g = 0.05$ and $a_g = -0.05$ and compare with the theoretical result in equation (22). We see that the numerics have converged everywhere by reaching the system size $N_e = 20$ electrons. We note that theory accurately reproduces the numerical data to the leading order, although some visible deviations exist in the form of secondary peaks away from the perturbation site. Those features are not captured by equation (22) but we expect them to be accounted for by $O(\delta g^2)$ terms. Given the near convergence of the numerical results for larger sizes, a more complete calculation of the density fluctuation extending beyond linear response merits further investigation.

We can also use the metric-detection technique we developed in the previous section (equation (19)) to check if we can deduce the spatial variation of the metric from the wave function. Figure 10 shows the optimum metric obtained by minimizing the value of the right-hand side of equation (19) for a system of $N = 8$ and 9 electrons. The metric detected by this method from the ground state of the Hamiltonian in equation (19)



corresponds closely to the input metric in equation (21). The deviation near the center ($x = 0$) is attributable to the limited resolution of a finite system.

5. The pair amplitude operator

In this section we demonstrate a different method to measure the metric of the Laughlin state based on the pair creation operators first introduced in [66]. The method is formulated in orbital space and therefore applies predominantly to the bulk of the fluid.

The pair creation operator is an operator that creates two particles in a state of relative angular momentum M . On a cylinder in the Landau gauge, angular momentum is not a good quantum number, but M can be interpreted as the average separation between particles forming a pair. The simplest examples are momentum $M = 0$:

$$\hat{P}_{M=0}^\dagger(p) = \sum_r e^{-X_r^2} c_{p+r}^\dagger c_{p-r}^\dagger, \quad (23)$$

and momentum $M = 1$:

$$\hat{P}_{M=1}^\dagger(p) = \sum_r X_r e^{-X_r^2} c_{p+r}^\dagger c_{p-r}^\dagger. \quad (24)$$

Here p is fixed and labels the center of mass of a pair of particles that are being created (c^\dagger are the usual electron creation operators). We have also introduced $X_r \equiv 2\pi r/L$. Note that $p \pm r$ must be integers as they label the single particle orbitals, which means that p and r can assume integer or half-integer values.

The physical significance of operators (23) and (24) is that they form ‘one half’ of the parent Hamiltonians of the $\nu = 1/3$ Laughlin state:

$$H_{\text{Laughlin,Bose}} = \sum_p \hat{P}_0^\dagger(p) \hat{P}_0(p), \quad H_{\text{Laughlin,Fermi}} = \sum_p \hat{P}_1^\dagger(p) \hat{P}_1(p). \quad (25)$$

The role of \hat{P}_1^\dagger is to create a pair of particles with relative angular momentum 1. Each such pair is assigned a positive energy penalty due to the term $\hat{P}_1^\dagger \hat{P}_1$ at all possible values of p . Therefore, any pair with relative angular momentum = 1 is assigned an energy of the order 1, and the resulting Laughlin state (which is a zero-energy ground state of the Hamiltonian) ends up having no pairs of particles in a state with relative angular momentum 1. In the rest of this section, we focus on the fermionic states for which only odd values of M are meaningful because of Fermi statistics.

Now imagine the opposite situation when we start from an unknown state Ψ , and compute

$$\langle \Psi | \hat{P}_1^\dagger \hat{P}_1 | \Psi \rangle \quad (26)$$

for all p . If we find this amplitude to be zero for any p , the unknown state at $1/3$ must be the Laughlin state as it is the only state that has exactly zero amplitude for all pairs in the relative momentum $M = 1$ state. Therefore, we

can refer to this ‘pair amplitude being zero in the momentum channel $M = 1$ ’ as the definition of the Laughlin state.

It is straightforward to generalize the above to any momentum channel M :

$$\hat{P}_M^\dagger(p) = \sum_r \frac{1}{\sqrt{2^M M!}} H_M(X_r \sqrt{2}) e^{-X_r^2} c_{p+r}^\dagger c_{p-r}^\dagger, \quad (27)$$

where H_M is the Hermite polynomial. The normalization of the operators $\hat{P}_M(p)$ is fixed by demanding that the eigenvalues of $\hat{P}_M^\dagger(p) \hat{P}_M(p)$ for 2 particles in a large number of orbitals are only 0 or 1, for any value of p in the bulk of the system. We also perform some consistency checks for the numerical implementation of operators \hat{P}_M . For example, if we compute $\eta_M = \langle \Psi | \hat{P}_M^\dagger(p) \hat{P}_M(p) | \Psi \rangle$ for the Laughlin state $\Psi = \Psi_L$, we must find

$$\eta_0 = 0, \eta_1 = 0, \eta_2 = 0, \eta_3 > 0, \eta_4 = 0, \eta_5 > 0 \dots \quad (28)$$

i.e., all even pair amplitudes must vanish because of Fermi antisymmetry, and among the odd ones η_1 also vanishes (which is the special property of the Laughlin state), but higher odd ones (η_3, η_5, \dots) are in general non-zero. If we take instead Ψ to be the Coulomb ground state at $\nu = 1/3$ (with a large overlap with the Laughlin state), η_1 is no longer strictly zero, but it is still much smaller $\eta_1 \ll \eta_3, \eta_5, \dots$ [66].

Having introduced the operators \hat{P}_M , we now show that they can be used to measure the intrinsic geometry of any state. The pair amplitude operators are more convenient than ODLRO operators because they respect the symmetry of the system, i.e., we can restrict to blocks of the Hilbert space corresponding to fixed total momentum along the cylinder. Similarly to ODLRO operators, the next step is to generalize \hat{P}_M to measure the intrinsic geometry of a state at various points p . The generalized pair amplitude operator for a general diagonal metric $g = \text{diag}[\alpha, \alpha^{-1}]$ is given by

$$\hat{P}_{M,\alpha}(p) = \sum_r \frac{1}{\sqrt{\sqrt{\alpha} 2^M M!}} H_M(X_r \sqrt{2/\alpha}) e^{-X_r^2/\alpha} c_{p+r} c_{p-r}. \quad (29)$$

Notice that the dominant effect of the metric is to ‘squeeze’ the Gaussian factor, which is similar to varying the aspect ratio of the cylinder. One can easily verify that this expression reduces to the correct one for $M = 1$, describing the Hamiltonian for the anisotropic Laughlin state [33]:

$$V_{m_1 m_2 m_3 m_4} = \frac{1}{r N_{\text{orb}} \alpha^3} e^{-\frac{1}{2\alpha} [(X_{m_1} - X_{m_3})^2 + (X_{m_1} - X_{m_4})^2]} \times [(X_{m_1} - X_{m_3})^2 - (X_{m_1} - X_{m_4})^2]. \quad (30)$$

We are now in position to demonstrate how the operator $\hat{P}_{M,\alpha}$ can be used to measure the intrinsic anisotropy of a state. As a consistency check, we first measure the geometry of an anisotropic Laughlin state obtained by diagonalizing the Hamiltonian in equation (30). We fix a value $\alpha^* = 1.5$ and indeed find that the Hamiltonian (30) has a zero-energy ground state Ψ_L^* . Next, we take this Ψ_L^* , and evaluate the expectation value

$$\langle \Psi_L^* | \hat{P}_{1,\alpha}^\dagger(p) \hat{P}_{1,\alpha}(p) | \Psi_L^* \rangle. \quad (31)$$

That is, we compute the expectation value of the pair amplitude $M = 1$ operator in the previously obtained ground state. This expectation value is a function of two parameters, p and α . For simplicity, we fix p to be in center of the cylinder (corresponding to the bulk of the system), and vary α . The expectation value as a function of α is plotted in figure 11. The plot shows a deep minimum for exactly $\alpha = \alpha^*$. This calculation demonstrates that our pair amplitude operator has detected that the intrinsic metric of the state is exactly the one given by the anisotropy that was explicitly used as an input for the calculation.

After this necessary consistency check, we can study more complicated cases, for example the Coulomb interaction at $\nu = 1/3$. We compute $\langle \Psi_L^* | \hat{P}_{1,\alpha}^\dagger \hat{P}_{1,\alpha}(p) | \Psi_L^* \rangle$ as we change p, α . The results are shown in figure 12. We see that even though the Coulomb interaction is isotropic, because we have an open cylinder, there are fluctuations in the metric of the state as we move p along the axis of the cylinder. In this case even the bulk metric is not fully isotropic because of the finite size of the system and the long-range nature of the interaction potential. As we mentioned earlier, since this method is defined in orbital space, it is not expected to work correctly at the edge of the system because of strong constraints on the occupation of one-body orbitals arising from the Jack polynomial structure of the Laughlin state [71]. This issue does not arise for fully periodic boundary conditions (torus).

Next, we consider Coulomb interaction combined with mass anisotropy. By this we mean that the mass anisotropy appears in the form factor resulting from single-particle wave functions, but the interaction Fourier transform, $V(q)$, remains isotropic (similar to [33, 34]). Now that there is a mismatch between the metric in $V(q)$ and the Gaussian envelope $e^{-q^2/2}$, the state needs to optimize between them. Similar to our previous experiment, we fix α^* in the above, and use our operator to see what metric the state itself will pick. Figure 13 shows a plot of the detected metric in the bulk versus the input metric. In agreement with earlier results [33], we

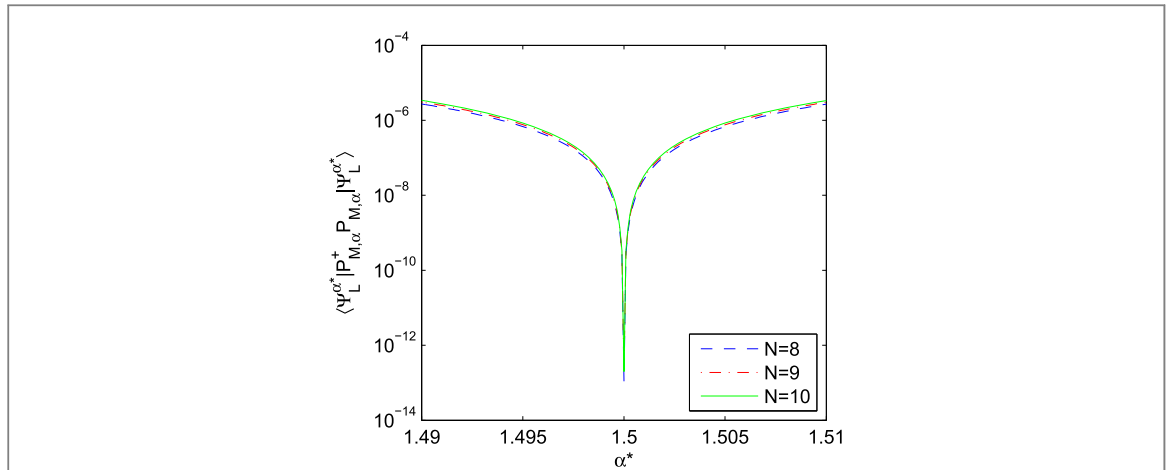


Figure 11. The expectation value of the pair amplitude operator detects the correct value of the anisotropy by the sharp minimum at $\alpha = \alpha^* = 1.5$ and $M = 1$.

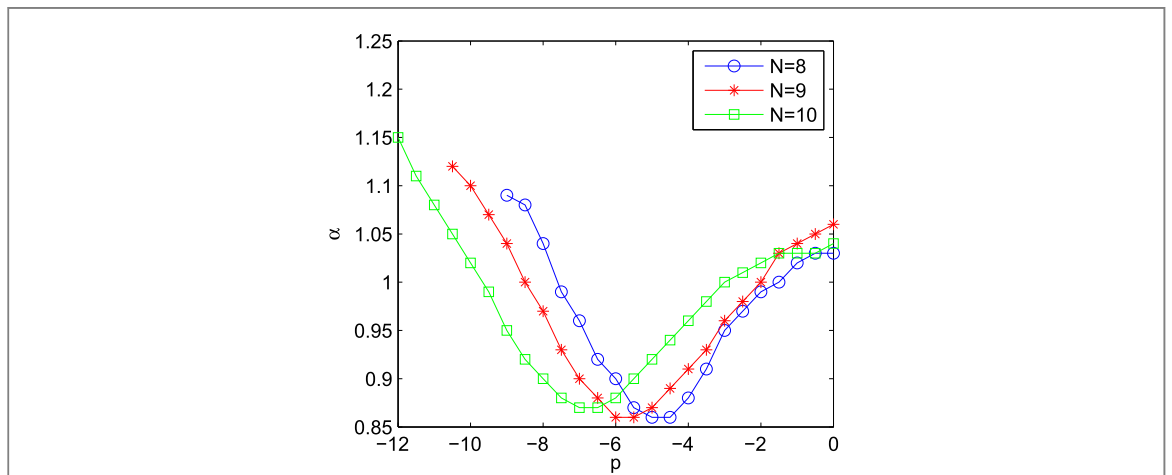


Figure 12. Change in the detected metric α going from the edge to the center for a system of $N = 8, 9,$ and 10 electrons in $N_{\text{orb}} = 3N - 2$ orbitals at $\nu = 1/3$ with Coulomb interaction.

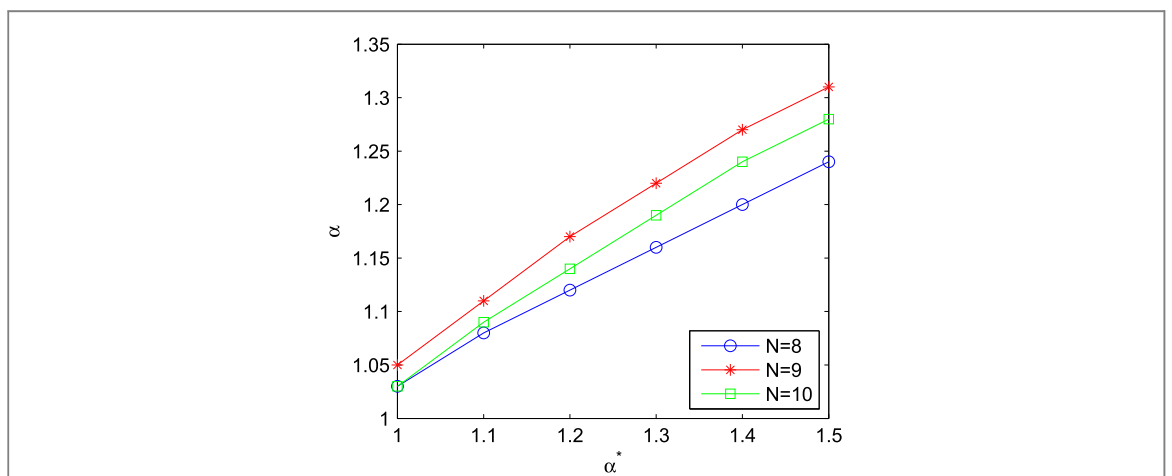


Figure 13. Detected metric α as a function of the mass metric α^* for a system of $N = 8, 9,$ and 10 electrons at $\nu = 1/3$ with Coulomb interaction.

find the optimal metric lies between the mass metric and the interaction metric, though the exact values slightly differ because of different boundary conditions.

6. Conclusions

We have used various numerical techniques to characterize the intrinsic metric of the $\nu = 1/3$ Laughlin state based on its description in terms of particle–hole composites (figure 1). We have shown that this picture allows one to define an ODLRO for the Laughlin state, which is also sensitive to local deviations of the metric near the edge of the system. Furthermore, using the pseudopotential Hamiltonian of the Laughlin state, we have measured the response of the Laughlin state to the smooth deformations of the background metric in which it is embedded, finding good agreement with analytical expectations. Finally, we have introduced a generalized pair-amplitude operator and showed that it can be used to detect the metric of the Laughlin state when the host system has anisotropic band mass. Our calculations have been implemented in the cylinder geometry, but they are sufficiently general and directly apply to incompressible states at other filling fractions and with other types of boundary conditions (for example, disk or torus).

As we mentioned in the Introduction, the fundamental role of quantum geometry in FQHE has been the subject of several recent theoretical papers [10, 24, 25, 27]. Moreover, recent experiments on GaAs quantum wells [42–44] have measured the anisotropy of the Fermi contour in the case of the compressible $\nu = 1/2$ state. In these experiments, anisotropy is induced by the tilting of the magnetic field, which is unfortunately rather complicated to model theoretically [38]. A simpler way to induce anisotropy is to vary the band mass tensor [33, 34]. This may be relevant for certain materials like AlAs, but inducing *local* metric variations in this way may still prove challenging. We note that non-uniform in-plane electric field has the effect of changing the metric in qualitatively the same way as mass anisotropy (see appendix B). Therefore, applying the gradient of an electric field may be a more convenient way in practice to measure the local density response of FQH states to a non-uniform metric.

Acknowledgments

This work was supported by Department of Energy, Office of Basic Energy Sciences grant DE-SC0002140. FDMH also acknowledges support from the W M Keck Foundation.

Appendix A. Effect of cylinder circumference

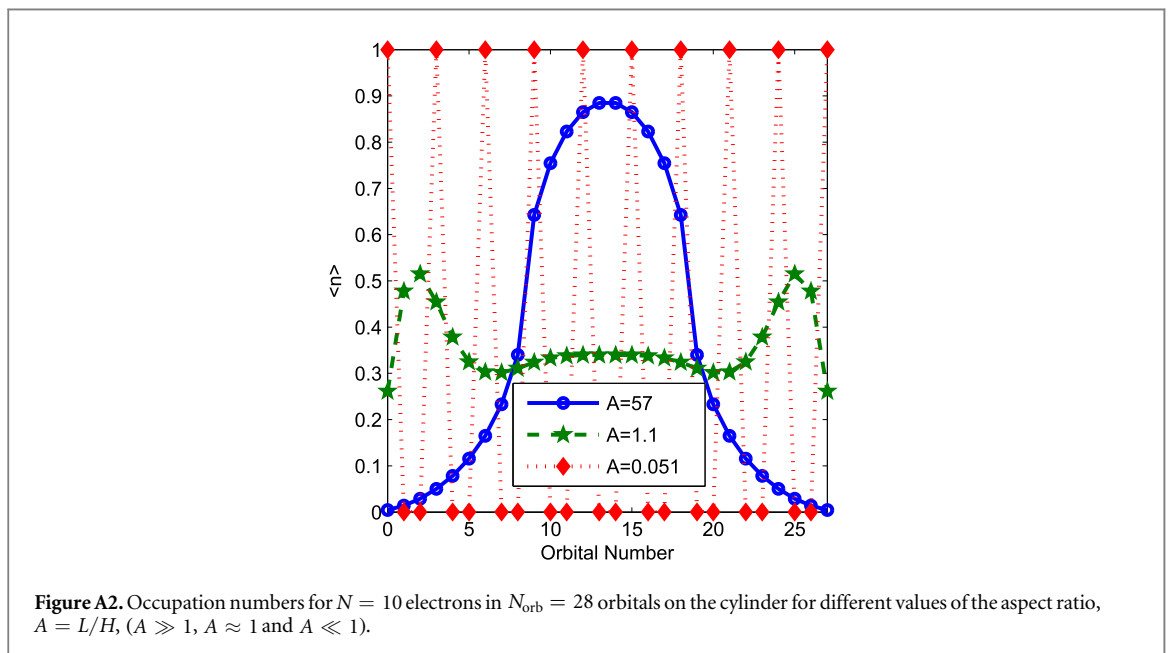
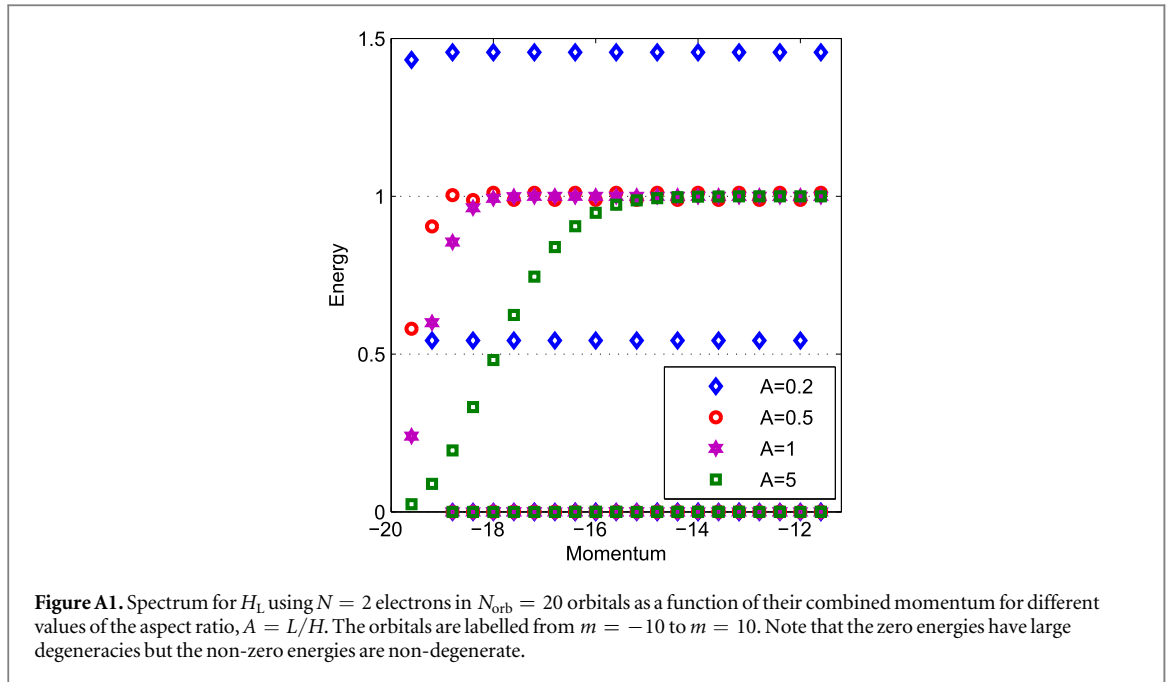
The circumference L of the cylinder is a non-trivial tunable parameter describing the system. It sets the distance, $2\pi/L$, between the centers of orbitals along the x -axis, which has an effect on the interaction matrix elements. Additionally, this will also determine the number of orbitals which are affected by the edge.

To see this, let us start with a toy system consisting of only two electrons on the cylinder. The spectrum for the short-range H_L is shown in figure A1 for different values of the aspect ratio, $A = L/H$. At each value of the momentum in an infinite cylinder, we would expect one eigenvalue at non-zero energy (corresponding to the electrons in nearest or next-nearest orbitals) and the rest to be zero.

For $A = 1$, the non-zero eigenvalue is constant in the bulk but approaches zero at momenta which place both electrons near the edge of the system. The number of orbitals for which the energy deviates from its constant value in the bulk can be taken as an indicator of the penetration depth of the edge effect. For $A > 1$, more orbitals are affected by the edge because the distance between orbitals ($2\pi/L$) decreases. For $A < 1$, the non-zero eigenvalue starts to oscillate between two fixed values. (See, in particular, the data for $A = 0.2$ in figure A1.) This indicates that the symmetry of a ground state with several electrons will also change from that of a uniform liquid for $A \ll 1$.

Previous work has shown that in the extreme limit of $A \ll 1$ and $A \gg 1$, the FQH liquid is no longer possible [67]. This is intuitively clear since the FQHE is a two-dimensional phenomenon. We show the different natures of the ground state at extreme values of the order parameter in figure A2. When L is very small, we are in the Tao–Thouless limit [69, 70] and obtain a one-dimensional charge density wave. The leading order of the electron–electron interaction is then electrostatic in nature.

When L is large, we reach the conformal limit, in which the wave function can be defined through the coefficients of the Jack polynomials [71] alone without requiring any surface-dependent normalization factors. This limit is simple for analytical calculations; however, it does not give the right occupation numbers in the bulk. Only when A is close to 1 can a quantum Hall liquid be recognized with occupation numbers close to $1/3$ in the bulk.



Since the Hall effect is essentially a two-dimensional phenomenon, confining to one-dimension as in the hoop limit or the Tao–Thouless limit does not give the right physics. The ground state in the Tao–Thouless limit breaks translational symmetry. While the hoop limit ground state does not break translational symmetry, all geometrical information is lost and there is no meaning to individual orbitals any more since they are all on top of each other. Therefore several of its properties are also different from a usual FQHE state [68].

Appendix B. Electric field gradient

Here we show that the gradient of an electric field can be used to induce the anisotropic metric in a way that is very similar to the the mass anisotropy.

The one-body Hamiltonian with the electric field gradient along x -axis and strength α is

$$H = \frac{p_x^2}{2m} + \frac{(p_y + eBx)^2}{2m} + \frac{1}{2}\alpha x^2. \quad (\text{B.1})$$

Without any electric field, it is well-known that the Hamiltonian maps to the harmonic oscillator problem

$$H = -\frac{\hbar^2}{2m} \frac{d^2}{dx^2} + \frac{1}{2}m\omega_c^2(x + k_y\ell_B^2)^2. \quad (\text{B.2})$$

When $\alpha \neq 0$, we can still express the Hamiltonian in the above form by rescaling the cyclotron energy and the magnetic length:

$$\tilde{\omega}_c^2 = \omega_c^2(1 + a), \quad \tilde{\ell}_B^2 = \frac{\ell_B^2}{1 + a}, \quad a = \frac{\alpha}{m\omega_c^2}. \quad (\text{B.3})$$

The new eigenvalues acquire a dispersion

$$E_{n,k_y} = \hbar\tilde{\omega}_c\sqrt{1 + a}(n + 1/2) + \frac{\hbar\omega_c(k_y\ell_B)^2a}{2(1 + a)}, \quad (\text{B.4})$$

and the eigenvectors are

$$\phi_{n,k_y} = \sqrt{\frac{1}{L\frac{\ell_B\sqrt{\pi}}{\sqrt{1+a}}2^n n!}} e^{ik_y y - \frac{1+a}{2\ell_B^2}\left(x + \frac{k_y\ell_B^2}{1+a}\right)^2} H_n\left(\sqrt{1+a}\left(x/\ell_B + \frac{k_y\ell_B}{1+a}\right)\right), \quad (\text{B.5})$$

where $k_y = 2\pi j/L$, $j = -N_\phi/2, \dots, N_\phi/2$.

The interaction matrix element for the Laughlin V_1 interaction is given by

$$V_{j_1 j_2 j_3 j_4} = \frac{\sqrt{1+a}}{\sqrt{rN_{\text{orb}}}} e^{-\frac{1}{2(1+a)}((X_{j_1} - X_{j_3})^2 + (X_{j_1} - X_{j_4})^2)} [(X_{j_1} - X_{j_3})^2 - (X_{j_1} - X_{j_4})^2 - (1 + a)], \quad (\text{B.6})$$

where $X_j = 2\pi j/L$, $N_{\text{orb}} = N_\phi + 1$, and r denotes the aspect ratio ($L^2 = 2\pi rN_{\text{orb}}$).

We see that the leading order effect of the electric field gradient is coming from the denominator of the Gaussian and is very similar to mass anisotropy (compare with equation (30)). The two effects are of course not identical because of the extra single-particle terms in the electric field case. However, one can empirically establish that the effect of extra terms is small. We have verified that the method of pair amplitude operators detects roughly the same value of the input electric field, similar to the anisotropy calculation in figure 11.

References

- [1] Tsui D C, Stormer H L and Gossard A C 1982 *Phys. Rev. Lett.* **48** 1559
- [2] Stormer H L 1999 *Rev. Mod. Phys.* **71** 875
- [3] Laughlin R B 1983 *Phys. Rev. Lett.* **50** 1395
- [4] Wen X G 2004 *Quantum Field Theory of Many-Body Systems* (Oxford: Oxford University Press)
- [5] Arovas D, Schrieffer J R and Wilczek F 1984 *Phys. Rev. Lett.* **53** 722
- [6] Prange R E and Girvin S M (ed) 1990 *The Quantum Hall Effect* 2nd edn (Berlin: Springer)
- [7] Chakraborty T and Pietilainen P 1995 *The Quantum Hall Effects, Fractional and Integral* (Berlin: Springer)
- [8] Girvin S 2000 The quantum Hall effect: novel excitations and broken symmetries *Topological Aspects of Low Dimensional Systems* ed A Comtet et al (Reading, MA: Addison-Wesley)
- [9] Jain J K 2007 *Composite Fermions* (Cambridge: Cambridge University Press)
- [10] Haldane F D M 2011 *Phys. Rev. Lett.* **107** 116801
- [11] Zhang S C, Hansson T H and Kivelson S 1989 *Phys. Rev. Lett.* **62** 82
- [12] Jain J K 1989 *Phys. Rev. Lett.* **63** 199
- [13] Wen X G and Zee A 1992 *Phys. Rev. Lett.* **69** 953
- [14] von Klitzing K, Dorda G and Pepper M 1980 *Phys. Rev. Lett.* **45** 494
- [15] von Klitzing K 1986 *Rev. Mod. Phys.* **58** 519
- [16] Yang B 2013 Geometric aspects and neutral excitations in the fractional quantum Hall effect *PhD Thesis* Princeton University
- [17] Avron J E, Seiler R and Zograf P G 1995 *Phys. Rev. Lett.* **75** 697
- [18] Tokatly I V and Vignale G 2009 *J. Phys. C* **21** 275603
- [19] Read N 2009 *Phys. Rev. B* **79** 045308
- [20] Haldane F D M 2009 arXiv:0906.1854
- [21] Read N and Rezayi E H 2011 *Phys. Rev. B* **84** 085316
- [22] Park Y J and Haldane F D M 2014 *Phys. Rev. B* **90** 045123
- [23] Thanh Son D 2013 arXiv:1306.0638
- [24] Gromov A and Abanov A G 2015 *Phys. Rev. Lett.* **114** 016802
- [25] Bradlyn B and Read N 2015 *Phys. Rev. B* **91** 165306
- [26] Gromov A and Abanov A G 2014 *Phys. Rev. Lett.* **113** 266802

- [27] Klevtsov S and Wiegmann P 2015 *Phys. Rev. Lett.* **115** 086801
- [28] Gromov A, Cho G Y, You Y, Abanov A G and Fradkin E 2015 *Phys. Rev. Lett.* **114** 016805
- [29] Cho G Y, You Y and Fradkin E 2014 *Phys. Rev. B* **90** 115139
- [30] Can T, Laskin M and Wiegmann P 2014 *Phys. Rev. Lett.* **113** 046803
- [31] Can T, Laskin M and Wiegmann P 2015 *Ann. Phys.* **362** 752
- [32] Bradlyn B and Read N 2015 *Phys. Rev. B* **91** 125303
- [33] Yang B, Papić Z, Rezayi E H, Bhatt R N and Haldane F D M 2012 *Phys. Rev. B* **85** 165318
- [34] Wang H, Narayanan R, Wan X and Zhang F 2012 *Phys. Rev. B* **86** 035122
- [35] Apalkov V M and Chakraborty T 2014 *Solid State Commun.* **177** 128
- [36] Ghazaryan A and Chakraborty T 2015 *Phys. Rev. B* **92** 165409
- [37] Papić Z 2013 *Phys. Rev. B* **87** 245315
- [38] Maciejko J, Hsu B, Kivelson S A, Park Y J and Sondhi S L 2013 *Phys. Rev. B* **88** 125137
- [39] You Y, Cho G Y and Fradkin E 2014 *Phys. Rev. X* **4** 041050
- [40] Yang K 2013 *Phys. Rev. B* **88** 241105
- [41] Yang K 2015 arXiv:1508.01424
- [42] Mueed M A, Kamburov D, Shayegan M, Pfeiffer L N, West K W, Baldwin K W and Winkler R 2015 *Phys. Rev. Lett.* **114** 236404
- [43] Mueed M A, Kamburov D, Liu Y, Shayegan M, Pfeiffer L N, West K W, Baldwin K W and Winkler R 2015 *Phys. Rev. Lett.* **114** 176805
- [44] Kamburov D, Liu Y, Shayegan M, Pfeiffer L N, West K W and Baldwin K W 2013 *Phys. Rev. Lett.* **110** 206801
- [45] White S R 1992 *Phys. Rev. Lett.* **69** 2863
- [46] Fannes M, Nachtergaele B and Werner R 1992 *Commun. Math. Phys.* **144** 443
- [47] Ostlund S and Rommer S 1995 *Phys. Rev. Lett.* **75** 3537
- [48] Rommer S and Ostlund S 1997 *Phys. Rev. B* **55** 2164
- [49] Shibata N and Yoshioka D 2001 *Phys. Rev. Lett.* **86** 5755
- [50] Feiguin A E, Rezayi E, Nayak C and Das Sarma S 2008 *Phys. Rev. Lett.* **100** 166803
- [51] Kovrizhin D L 2010 *Phys. Rev. B* **81** 125130
- [52] Zhao J, Sheng D N and Haldane F D M 2011 *Phys. Rev. B* **83** 195135
- [53] Hu Z-X, Papić Z, Johri S, Bhatt R N and Schmitteckert P 2012 *Phys. Lett. A* **376** 2157
- [54] Zaletel M P and Mong R S K 2012 *Phys. Rev. B* **86** 245305
- [55] Estienne B, Papić Z, Regnault N and Bernevig B A 2013 *Phys. Rev. B* **87** 161112
- [56] Zaletel M P, Mong R S K and Pollmann F 2013 *Phys. Rev. Lett.* **110** 236801
- [57] Haldane F D M 1983 *Phys. Rev. Lett.* **51** 605
- [58] Haldane F D M and Rezayi E H 1985 *Phys. Rev. Lett.* **54** 237
- [59] Wan X, Rezayi E H and Yang K 2003 *Phys. Rev. B* **68** 125307
- [60] Zhang Y, Hu Z-X and Yang K 2013 *Phys. Rev. B* **88** 205128
- [61] Yang C N 1962 *Rev. Mod. Phys.* **34** 694
- [62] Girvin S M and MacDonald A 1987 *Phys. Rev. Lett.* **58** 1252
- [63] Read N 1988 *Phys. Rev. Lett.* **61** 1985
- [64] Rezayi E H and Haldane F D M 1988 *Phys. Rev. Lett.* **61** 17
- [65] Chakraborty T and von der Linden W 1990 *Phys. Rev. B* **41** 7872
- [66] Haldane F D M 1990 *The Quantum Hall Effect* ed R E Prange and S M Girvin (Berlin: Springer)
- [67] Rezayi E H and Haldane F D M 1994 *Phys. Rev. B* **50** 17199
- [68] Soulé P and Jolicœur T 2012 *Phys. Rev. B* **86** 115214
- [69] Tao R and Thouless D J 1983 *Phys. Rev. B* **28** 1142
- [70] Thouless D J 1984 *Surf. Sci.* **142** 147
- [71] Bernevig B A and Haldane F D M 2008 *Phys. Rev. Lett.* **100** 246802