



Cite this: *Sustainable Energy Fuels*,
2022, 6, 11

Production of furans from C₅ and C₆ sugars in the presence of polar organic solvents

Luca Ricciardi,^a Willem Verboom,^{ID} *^a Jean-Paul Lange,^{ID} *^{bc}
and Jurriaan Huskens,^{ID} *^a

Furfural and hydroxymethylfurfural are promising platform molecules for manufacturing chemicals and fuel components. These furanic compounds are the product of the acid-catalyzed dehydration of sugars (e.g., xylose and glucose), components obtained from lignocellulosic biomass. Manufacturing furans employs the use of mineral acid catalysts (e.g., H₂SO₄) in an aqueous medium. This approach limits the selectivity towards furans to approx. 45 mol%, mainly by the formation of solid by-products (humins). The use of aqueous–organic biphasic conditions raises the selectivity to approx. 60–70 mol%. However, even higher selectivities (>80 mol%) can be achieved by switching to organic solvent systems. Specifically, aprotic polar organic solvents (e.g., DMSO) can improve both the conversion and the selectivity from sugars to platform molecules. The presence of aprotic polar organic solvents has an influence on the solvent shell of the sugar and on the activity of the catalyst. Studying these two effects is crucially important to understand improvements of the selectivity. The aim of this review is to explore the use of polar organic solvents in the process of the manufacture of furans, while addressing the challenges of its industrial application, particularly in solvent recovery and recycling.

Received 4th October 2021
Accepted 16th November 2021

DOI: 10.1039/d1se01572a

rs.c.li/sustainable-energy

Introduction

Research over the last few decades has been devoted to the exploration and development of new, non-fossil sources such as biomass, to produce fuels and chemicals.^{1–5} Biomass can be converted by a series of chemical processes referred to as bio-refinery, which is an alternative to fossil-based oil refinery and the related chemical complexes.^{3–7} The application of bio-refinery technologies is key to upgrade complex biological

^aMolecular NanoFabrication Group, Department of Molecules & Materials, MESA+ Institute, University of Twente, P.O. Box 217, 7500 AE, Enschede, The Netherlands. E-mail: w.verboom@utwente.nl; j.huskens@utwente.nl; Tel: +31-53-489-2977; +31-53-489-2995

^bSustainable Process Technology Group, University of Twente, P.O. Box 217, 7500 AE, Enschede, The Netherlands. E-mail: j.p.lange@utwente.nl; Tel: +31-20-630-3428

^cShell Global Solutions International B.V., Grasweg 31, 1031 HW Amsterdam, The Netherlands



Luca Ricciardi was born in Naples, Italy in 1993. He recently obtained his PhD (2021) at the University of Twente under the supervision of Prof. Dr Ir. Jurriaan Huskens, Prof. Dr Jean-Paul Lange and Dr Willem Verboom. He achieved his BSc in Chemical Science and Technology, under the supervision of Prof. Dr Osvaldo Lanzalunga, and his MSc in Biophysical Chemistry, under the supervision

of Prof. Dr Maria Enrica Di Cocco and Prof. Dr Maurizio Delfini, both at the University of Rome “la Sapienza”. His PhD project focused on the development of cost-effective approaches to selectively obtain furfural from xylose.



Willem Verboom studied chemistry at Utrecht University, where he also obtained his PhD (1980). Subsequently, he went to the University of Twente, where he now is an associate professor of organic chemistry. His current research interests involve the design of specific ligands for actinides and lanthanides, the use of microreactors, and green chemistry. He is the (co-)author of about 450 scientific publications.



resources, such as non-edible biomass (e.g., forestry and agricultural waste), into valuable chemicals, some of which can also be used as bio-based alternatives to fossil fuels.^{3–18} In this scenario, lignocellulosic biomass serves as an important renewable starting material for biorefinery.^{8–11} It is, in fact, the most abundant plant dry matter and can be obtained from a wide range of sources, e.g., sugarcane bagasse, maple wood, corncob, corn stover, pinewood, eucalyptus, wheat straw, and barley husk.^{8–11}

Lignocellulosic biomass is composed mainly of three biopolymers: lignin, cellulose and hemicellulose (Fig. 1).^{1,12–14} Cellulose is a homopolymer of glucose.¹ Cellulose can be hydrolyzed to obtain glucose, which can be isomerized to fructose and other C₆ sugars, e.g., mannose, through an enediol intermediate.¹ Depending on the crop, the hemicellulose fraction of lignocellulosic biomass may contain C₅ sugars, e.g., xylose and arabinose, and/or C₆ sugars, e.g., glucose, mannose and galactose, as well as uronic acids, e.g., glucuronic acid.¹² In

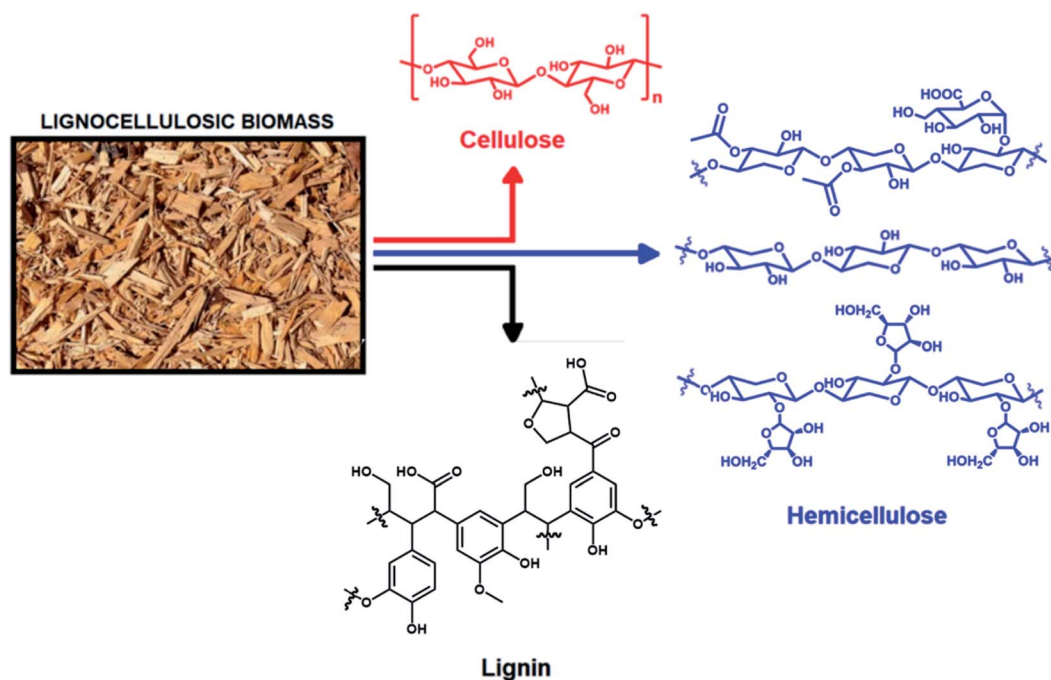


Fig. 1 Constituents of lignocellulosic biomass in various biopolymers. Specifically, hemicellulose (in blue) is represented, from top to bottom, by glucuronoxylan, xylan and arabinoxylan.



Jean-Paul Lange is principal research scientist at Shell Projects & Technology in Amsterdam, the Netherlands, where he has been exploring novel catalytic processes for producing fuels and chemicals, initially from natural gas and oil and, since more than twenty years from biomass and plastic wastes. Jean-Paul Lange is also Professor in Chemical Biorefining at the University of Twente,

the Netherlands, where he is investigating thermo-chemical and -catalytic routes to convert biomass to fuels and chemicals and to recycle plastic wastes. Jean-Paul Lange is co-author of >100 patent series, >65 scientific publications, 10 book chapters and co-editor of one scientific book (in press).



Jurriaan Huskens (1968) obtained his PhD (1994) at the Delft University of Technology with Herman van Bekkum. After postdoctoral stays with Dean Sherry and Manfred Reetz, he became assistant professor with David Reinhoudt at the University of Twente in 1998, and full professor in 2005. He received the Unilever Research Award (1990), a Marie Curie fellowship (1997), the Gold Medal 2007 of

the Royal Netherlands Chemical Society, and a Fellowship from the Institute of Advanced Study, Durham University, UK (2019). Present research interests encompass: supramolecular chemistry at interfaces, supramolecular materials, multivalency, nano-fabrication, and green chemistry. He is (co)author of over 400 refereed research papers and five patents.



hardwoods, xylose and arabinose are present mainly as glucuronoxylan and minor quantities of xyloglucan, while arabinoxylan occurs in grasses and, in minor quantities, in softwood.¹ The average xylan contents is up to 5 w% in softwoods, 15 w% in hardwoods, and 20 w% in grass straw.^{1,12}

The conversion of biomass is much more challenging than that of model carbohydrates, as the decomposition behavior of the feedstock depends also on the interactions between its components (*i.e.*, cellulose, hemicellulose, and lignin).^{8–14} Various methodologies of fractionation are used to separate the different components of biomass.^{3,5,15,16} Typically, the aim is to extract the hemicellulose and/or the lignin to deliver a cellulose-rich pulp.^{8–16}

The fractionation of biomass is followed by the conversion of its constituents into a variety of high-value products.^{17,18} Amongst them, furfural and 5-hydroxymethylfurfural (HMF) stand out as top added-value platform molecules for chemicals and fuels.^{1–3} In particular, these two furanic compounds and their rich tree of derivatives offer many opportunities for fuel and chemical manufacture.^{1,2,4–7} HMF can be upgraded to several added-value intermediates like 2,5-furandicarboxylic acid (FDCA), 2,5-dimethylfuran, various furan-derived molecules, higher alkanes and aromatic gasoline.^{1,3–7,17,19} Furfural can be upgraded to THF, furan, butane and pentane diols, esters (*e.g.*, furfuryl acetate, esters of levulinic acid and dimethyl pentanoate), and diesel alkanes.^{1–3,6,7,17,19–22}

Furfural and HMF are generally produced by an acid-catalyzed dehydration of C₅ and C₆ sugars, respectively.^{1–3,23} The most common substrates for the production of HMF are fructose and glucose.^{3,4} While the production of HMF from fructose is efficient and direct, using glucose as a starting material requires the use of an isomerization catalyst.^{3,4} However, producing HMF from glucose could take advantage of the low feedstock costs if it can proceed directly, without isomerization to fructose.^{3,4} In the production of furfural from xylose, this additional isomerization step is not implemented, as no specific preferential isomer has been detected yet.^{1,2} Today, the industrial production of furans still largely relies on the batch dehydration of biomass using sulfuric acid, with yields of furfural and HMF of typically around 45–50%.^{1,2,23}

There are several inherent differences between HMF and furfural in terms of stability and water solubility.¹ HMF easily suffers from a rehydration reaction to form levulinic acid.²⁴ Its hydroxymethyl group easily undergoes alkylation and triggers the production of humins.²⁵ Furfural is much more stable intrinsically, as its degradation arises from a subsequent condensation reaction with sugar molecules and acid-catalyzed resinification reactions, both of which lead to the formation of solid humic by-products.^{1,2} Additionally, due to its hydroxymethyl group, HMF is highly water soluble, while furfural has a solubility limit of 8 w% in water.^{1,26}

Several strategies have been employed to improve the sugar-to-furan selectivity.^{1–3,27–33} The parameters used for optimizing this reaction are the choice of the catalyst and possible additives, such as halide salts or metal ions, but also changing the characteristics of the solvent system.^{27–33} Most of the strategies applied to optimize this selectivity have been recently

reviewed.^{27–34} Shuai and Luterbacher reviewed the effect of solvents on general biomass processing, focusing on the solvent effect on the behavior of the biopolymers lignin and cellulose.³⁰ Lee and Wu reviewed all the solvent systems used in furfural production, including ionic liquids and deep eutectic solvents.³³ Zhao *et al.* offered a comprehensive review for the production of furfural and HMF through the hydrothermal conversion of biomass, focusing on homogeneous catalysis in different solvent environments.³⁴

The present review focuses on the use of polar organic solvents (*e.g.*, DMSO and ethanol) as a promising reaction environment or as additives to the solvent system, with the aim to boost reactivity and selectivity. Recent developments in the understanding of their beneficial effects on the sugar-to-furan selectivity and their effect on catalyst activity are discussed, both in homogeneous and heterogeneous catalysis. Moreover, the feasibility of the possible application of such systems in industrial processes is discussed.

Chemistry of sugar dehydration

The key step in the conversion of a sugar to a furanic compound is an acid-catalyzed dehydration reaction.¹ Several mechanisms have been proposed in different studies under various reaction conditions.²³ Various aspects seem to influence the pathway of the reaction, such as catalyst type, salt concentration, presence of specific metal ions and the solvent system.^{23,34–37}

The reaction can be performed both in monophasic and biphasic environments, using both homogeneous and heterogeneous catalysis.^{1,31} In industrial setups, homogeneous catalysis from mineral acids, such as H₂SO₄ and HCl, is the preferred choice for such reactions because of the high catalyst and regeneration costs that result from using heterogeneous catalysts instead.^{1,38} Whenever possible, the homogeneous acid is recycled together with the solvent after recovery of the product.^{38,39}

There are, however, other examples in literature in which supercritical CO₂ and carboxylic acids have been used to catalyze the production of both furfural and HMF.³⁷ Various heterogeneous catalysts, such as zeolites, sulfonated resins, and other acidic solids, have been successfully applied to produce furanic compounds from sugars.^{1,31,33,34} Moreover, due to the formation of acidic by-products, the dehydration of a sugar shows autocatalytic behavior.^{1,40}

Heterogeneous catalysis potentially offers the benefit of ease of separation of solvent and catalyst, aiding the recyclability of the catalyst.⁴¹ However, heterogeneous catalysts are not beneficial over homogeneous catalysts in terms of sugar-to-furan selectivity, which strongly depends on the reaction conditions and the solvent system.^{1,31,40,41} More importantly, heterogeneous catalysts are prone to fouling and deactivation by deposition of humins as well as irreversible degradation by hydrothermal conditions, which remains a problem in their industrial application.^{41–43}

Ionic liquids (ILs) and deep eutectic solvents (DESSs) have also been used to successfully upgrade sugars to furans.^{33,34} ILs show low volatility, high stability (thermal and chemical), and



a high degree of designable characteristics.^{33,34} However, ILs are often costly and composed of chemicals with a high toxicity.^{33,34} For this reason, DESs, which are generally less costly and toxic, appear to be a more viable alternative to ILs.^{33,34} However, DESs rarely show the same chemical and thermal stability of ILs, which currently impairs their industrial application.^{33,34} Additionally, product and catalyst recovery from such solvent systems remains an issue for their industrial application as well.^{33,34}

Non-traditional heating methods, such as microwave heating, have also been used for the conversion of sugars to furans, both in heterogeneous and homogeneous catalysis.^{1,2,8,35,44–49} The presence of specific, non-thermal microwave effects has been excluded, and the rate enhancement observed at microwave heating conditions has been attributed to local overheating.^{48,50}

Reaction towards furans

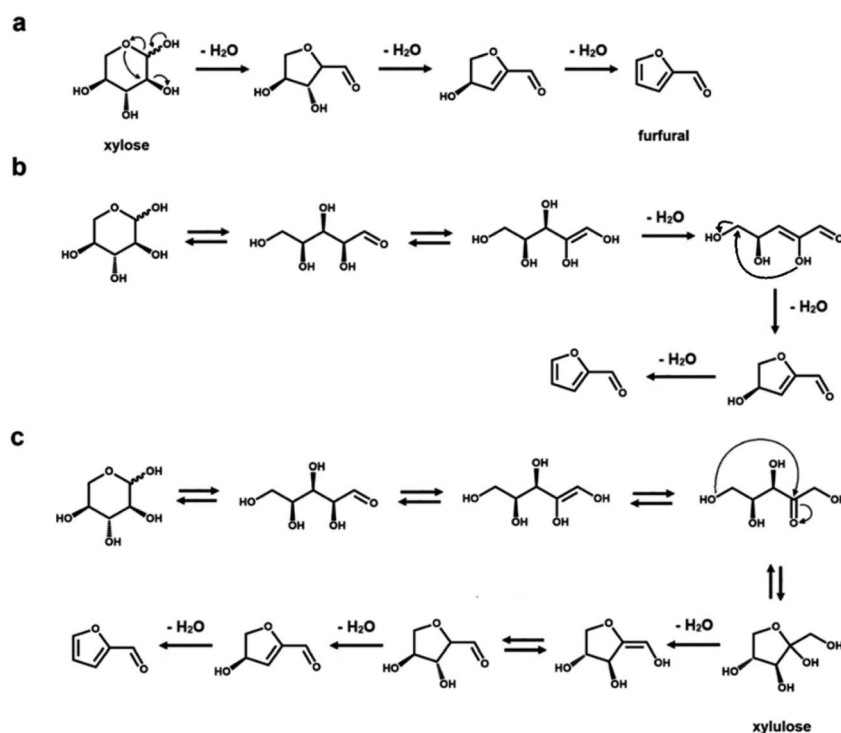
Rationalizing the mechanism of these reactions is an important aspect to optimize the reaction conditions to avoid the formation of side products.^{23,34} From a mechanistic point of view, several intermediate steps, such as isomerization, ring opening and closing, have been hypothesized in the dehydration process of both C₅ and C₆ sugars (see Schemes 1 and 2, respectively).^{23,34–42,51,52} As previously mentioned, an intermediate isomerization step to fructose most likely occurs in the production of HMF from glucose (Scheme 2a and b), even if a closed-ring pathway, with no isomerization, is theoretically

possible (Scheme 2c).^{1,3,4,27} In the case of furfural manufacture from xylose, several groups have studied the importance of a C₅ ketose analogous to fructose, *i.e.*, xylulose.^{23,51–53} While xylulose can be detected in various concentrations depending on the reaction conditions, its key relevance as an intermediate in the process of furfural formation has been ruled out by Ershova *et al.*, who showed, using both experiments and kinetic modeling, the role of xylulose to be along a parallel reaction pathway.⁵¹

Reaction towards humins and other by-products

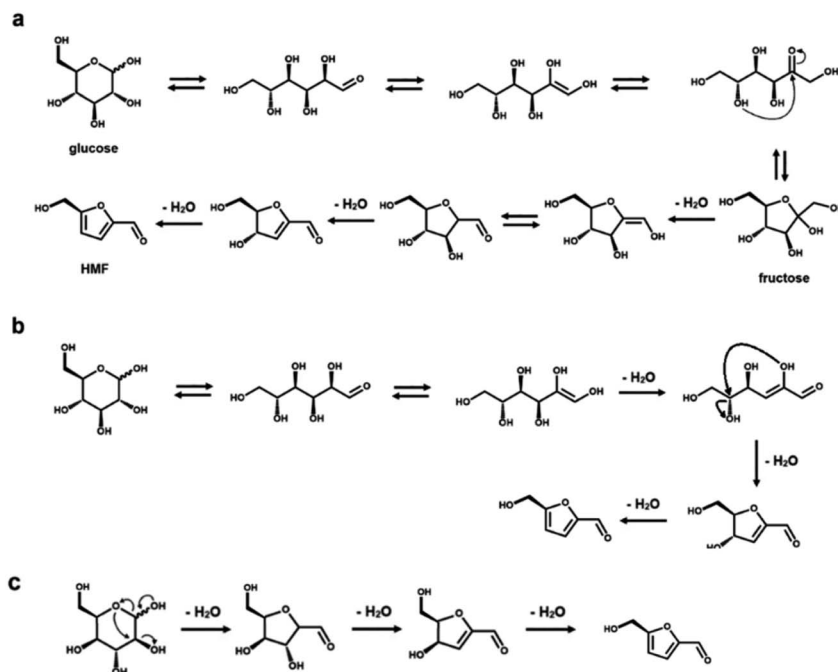
As previously mentioned, the sugar-to-furan selectivity for the reaction of dehydration is limited by the formation of several by-products.^{1,2,24,25,54–58} Some can be both water- or organic-soluble molecules of low molecular weight, *e.g.*, acetic acid, furanoic acid, γ -valerolactone (GVL). Others can be solid by-products, *i.e.*, humins.^{1,2,24,25,54–58}

While the low-molecular weight compounds are produced by the degradation of both sugars and furans, *via* reactions of fragmentation, decomposition, and rehydration, humins are formed by progressive sugar–sugar, furan–furan and sugar–furan condensation.^{24,25,54–58} It has to be noted that some of the low molecular weight by-products and intermediates of dehydration can also participate in the formation of humins.^{24,57–60} Additionally, as previously mentioned, HMF is more reactive than furfural and more prone to polymerization, hence a comparison between humin formation from C₆ and C₅ sugars is not necessarily straightforward.^{25,60} Conversely, humic by-



Scheme 1 Mechanistic pathways from xylose to furfural. (a) Closed-ring pathway, dehydration in three steps with no isomerization. (b) Opening pathway, including a retro-Michael elimination. (c) Closed-ring mechanistic pathway inclusive of xylose-to-xylulose isomerization. Back-reactions in shown equilibria do not necessarily proceed with retention of configuration.





Scheme 2 Mechanistic pathways from glucose and fructose to HMF. (a) Closed-ring pathway, after glucose-to-fructose isomerization. (b) Open-ring pathway, including a retro-Michael elimination. (c) Closed-ring pathway, without isomerization. Back-reactions in shown equilibria do not necessarily proceed with retention of configuration.

products obtained from the same sugar feed, but from reactions performed in different solvent systems (*e.g.*, aqueous monophasic *vs.* aqueous-organic biphasic) do not show differences in structure and composition.^{48,49}

When performing the acid-catalyzed dehydration of sugars in the presence of water, rehydration of the newly formed carbon-carbon double bonds leads to the formation of low-molecular weight by-products (*e.g.*, carboxylic acids and lactones).^{55,56} Nimlos *et al.* propose, based on quantum-mechanical modelling, the significance of the hydroxyl group of xylose, which is protonated first, in steering the selectivity.⁵⁵ Specifically, simulating the protonation of 2-OH leads preferentially to furfural formation, while the protonation of 3-OH leads to decomposition of the sugar based on C-C cleavage.⁵⁵ It is worth mentioning, however, that the model proposed by Nimlos *et al.* does not successfully implement the closed-ring mechanism (Scheme 1a), in contradiction with most literature.^{34-37,40-42} Qian *et al.* have performed *ab initio* simulations, both in gas phase and simulated aqueous environment, that suggest that mechanisms that include ring-opening (Schemes 1b and 2b) result in a higher number of reaction paths to low-molecular weight side-products (*e.g.*, formic acid and acetic acid), in the case of dehydration of both C₅ and C₆ sugars.⁵⁶ This can be rationalized by the deprotection of the very reactive aldehyde functionality of the sugar. The deprotected aldehyde could also bind with another sugar molecule through a cyclic ketal or dioxolane link, opening thereby the way towards the formation of humins.

Horvat *et al.* propose a direct connection between rehydration of furans or partially dehydrated sugars and formation of

humins.^{59,60} Specifically, the products of rehydration are thought to trigger the polymerization to humins, reacting with sugars in solution. However, this is only inferred from the structure of isolated intermediates in reactions analogous to HMF rehydration to form levulinic acid.^{59,60} IR analyses indicate that humins retain furan rings in their structure, an evidence which is consistent with the formation of humic by-products also *via* aldol addition/condensation of furans with partial rehydration by-products, *e.g.*, 2,5-dioxo-6-hydroxyhexanal.⁵⁹ The addition of HMF to a glucose feed did not significantly affect the yield of humins.⁶¹ On the contrary, adding a molecule that can act as a crosslinker, *i.e.*, 1,2,4-trihydroxybenzene, increased the production of humins during acid-catalyzed dehydration of glucose.⁶¹ It has to be noted that 1,2,4-trihydroxybenzene is also formed, in minor amounts, from HMF during carbohydrate dehydration, and its inclusion in the humic by-products is an indication that humins are not only formed through aldol condensation.⁶¹ Based on all this, the stabilization of furans and partially dehydrated intermediates appears to be a key aspect of preventing the formation of humins and, consequently, reaching high sugar-to-furan selectivity.^{57,59,60}

Some of the side-products of the dehydration of carbohydrates, such as carboxylic acids (*e.g.*, levulinic acid, acetic acid and formic acid), lactones (*e.g.*, GVL and angelica lactone) and cyclohexanones, can be reutilized and valorized.^{1-3,31,40,62-69} Humic by-products can also be processed and applied as platform materials such as graphene oxide.⁷⁰⁻⁷² However, their high heterogeneity limits their possible applications in industry.⁷⁰⁻⁷²



Aqueous–organic biphasic solvent systems

A common, and widely applied, strategy to improve the selectivity toward furfural and HMF is the add a water-immiscible organic solvents, such as toluene, methylisobutylketone, diethyl ether, or *p*-xylene, to form an aqueous–organic biphasic system.^{1,31,40,73–77} Such aqueous–organic biphasic systems can be low-cost, relatively non-toxic and environmentally friendly. The concept of biphasic operation, based on the process of reactive extraction, exploits the continuous liquid–liquid extraction of the formed HMF or furfural into the organic phase.^{78–82} The characteristics of these biphasic systems are variable in terms of catalysis and composition.^{31,40,73,75}

While homogeneous catalysis by mineral acids remains the preferred source, in several studies heterogeneous catalysis has also been successfully applied at biphasic conditions.^{31,40} The effect of adding a water-immiscible layer affects the sugar-to-furan selectivity by continuous extraction of the newly formed HMF or furfural into the organic phase.^{1–3,31,40} In both cases the sugar-to-furan selectivity increases, on average, to 60–70 mol% because of the suppression of the furan-sugar condensation reaction towards solid by-products.^{1,31,40,63,64}

Biphasic operation has been applied to sugar dehydration at several aqueous–organic volume ratios, with mostly organic biphasic systems being reported to be the most beneficial in terms of sugar-to-furan selectivity.^{1,20,40,73–75} Under microwave heating, biphasic systems were shown to deliver higher yields when the organic solvent in use is a non-polar, microwave-silent solvent.⁴⁹ In such systems, the selective heating of the aqueous phase, while the organic phase stays relatively ‘cold’, has resulted in xylose-to-furfural selectivities up to 90 mol%.⁴⁹ Large fractions of organic solvent, however, can be a limit for the efficiency of the process, as the feed for such a reaction comes as an aqueous solution and limiting the volume of the aqueous phase limits the final furan production.^{1,76,77}

Aqueous–organic monophasic solvent systems

Several examples of monophasic solvent systems composed of water and a polar organic solvent have been investigated for the acid-catalyzed dehydration of sugars.^{30,33,34,83–85} Specifically, both solvents that fully mix with water at room temperature, *e.g.*, GVL, DMSO or dioxane, and solvents that mix with water at operating conditions, *e.g.*, *n*-butanol, are widely used in this field.^{30,33,34,83–89} The so-called ‘solvent effect’ resulting from adding such a co-solvent refers to changes in reaction rate, reaction pathway, product distribution, and yield.^{30,33,34} Contrary to biphasic operation, the use of this type of co-solvents will affect the interaction between the solute (*i.e.*, the C₅ and C₆ sugars) and the solvent (*i.e.*, water).^{30,33,34} These changes occur because of the influence of the co-solvent on hydrogen bonding and the overall thermodynamic behavior of the solvent system.^{30,33,34} Below, the effects of such miscible co-

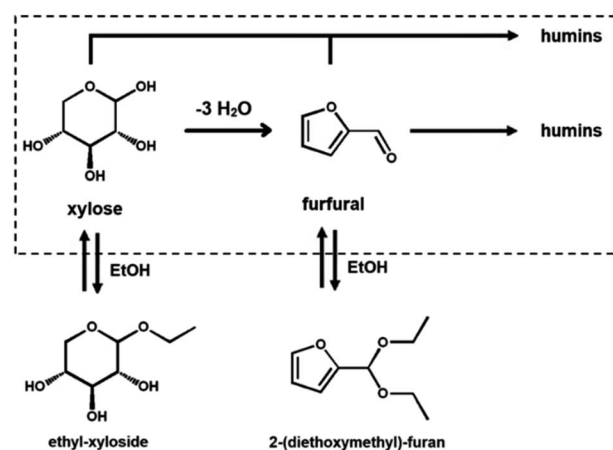
solvents on the production of HMF and furfural will be reviewed.

Protic organic solvents

In the realm of water-miscible organic solvents, there is a distinction between protic solvents, such as ethanol, and aprotic polar solvents, such as DMSO.³⁰ Protic solvents can both accept and donate hydrogen bonds, whereas the aprotic ones can only accept hydrogen bonding; additionally, protic solvents can react as nucleophiles.³⁰ Protic solvents, like isopropanol and ethanol, have been successfully used both in HMF and furfural synthesis.^{89–94} The use of a protic solvent is justified because of the beneficial suppressing effect on the formation of humic by-products by sugar–furan condensation.^{89–94} In fact, the *in situ* formation of an alkyl-glucoside has been hypothesized to protect the sugar, suppressing parallel condensation reactions that result in the formation of humic by-products (Scheme 3).⁸⁹ Köchermann *et al.* have shown that, while side reactions seem to be suppressed, the presence of ethanol below 50 vol% does not influence the rate of xylose consumption.⁸⁹ This is explained by considering differences in the activation energy for the reaction of dehydration and degradation, which are strongly temperature-dependent.⁸⁹ Hu *et al.*, in fact, show that at low temperatures, the presence of an alcohol (*i.e.*, methanol) results in a decreased rate of xylose consumption.^{89,90}

This approach was also successfully applied using heterogeneous and homogeneous catalysis conditions, but the most promising results in terms of sugar-to-furan selectivity have been observed under homogeneous catalysis conditions.^{89–94} Specifically, about 75 mol% xylose-to-furfural selectivity was obtained using a water–ethanol (1 : 1 v/v) mixture, using H₂SO₄ as acid catalyst.⁸⁹ Among the alcohols, *n*-butanol has the specific characteristic of forming a biphasic system with water at *T* < 80 °C, transitioning into a monophasic system at *T* > 80 °C.⁹⁵

The use of different organic solvents, like formic acid, as additives to the aqueous phase, has also been reported.⁹⁶



Scheme 3 Possible reaction pathway for the formation of the ethyl-xyloside and 2-(diethoxymethyl)furan in a water–ethanol solvent system. The dashed box indicates the species present in a water-only system.



Specifically, the addition of increasing non-catalytic amounts of formic acid (>0.5 M) to a water/*n*-butanol 1 : 3 v/v solvent system resulted in a consistent increase in the selectivity of the fructose dehydration to HMF, with an ultimate selectivity of about 80 mol%.⁹⁶

Using formic acid as a co-catalyst allows the production of furfural combined in tandem with that of other derivatives, *e.g.*, furfuryl alcohol (with an overall yield of approx. 70 mol%).⁹⁷ The same effect was obtained using other carboxylic acids (*e.g.*, oxalic acid), which are also routinely used for the formation of deep eutectic solvents (DES).^{98,99} A related combined approach has also been reported for isopropanol.^{100,101} In this case furfural is reduced to furfuryl alcohol through catalytic hydrogen transfer (CHT) over metal-organic frameworks (MOFs).¹⁰⁰ CHT in alcohol media has also been reported in a tandem process for the production of furfural, and minor percentages of furfuryl alcohol and levulinic acid, from a xylose feed.¹⁰¹ A similar facilitative effect has been observed for *tert*-butanol.¹⁰² Specifically, Peng *et al.* have reported that *tert*-butanol dehydrates to isobutylene, which then undergoes oxygenolysis to acetone and formic acid.¹⁰² Over metallic surfaces, formic acid decomposes to CO₂/H₂, while in presence of strong acids it decomposes to CO/H₂O.¹⁰² In such a systems, however, the regeneration of consumed H-donors is an expense which negatively affects application in industry.

Much like sugars, however, alcohol can also undergo dehydration under the same reaction conditions, *i.e.*, high temperature and acid catalysis.¹⁰³⁻¹⁰⁶ Different alcohols result in different products of dehydration (*e.g.*, ethanol to ethylene or isopropanol to isobutylene).¹⁰³⁻¹⁰⁶ These reactions will negatively affect the costs of possible industrial applications. Additional alcohol will need to be constantly added to the solvent system, to balance the losses. Moreover, as the product feed will contain multiple new components, the product yield and isolation might also be influenced.

Aprotic polar solvents

As previously discussed, aprotic solvents behave in a fundamentally different way than protic ones.^{30,33,34} This results in differences in the solvent-solute interaction, which also reflects on the reaction parameters, mechanism, and kinetics, with no possibility of forming glucosides.¹⁰⁷⁻¹¹¹ Specifically, the presence of aprotic solvents in the mixture has been reported to promote the glucose-to-fructose isomerization (Scheme 2) and the formation of furanose-aldehyde intermediates (Schemes 1a and 2a).^{107,111} The product/by-product distribution is also affected, largely increasing the selectivity of the dehydration of glucose and fructose towards HMF.¹⁰⁷ This specific behavior of aprotic solvents can be generalized to all dehydration reactions, with a direct effect on its mechanism, owing to competition between water and the polar organic solvent to form the solvent shell for the sugar, by interacting with its hydroxyl groups.¹⁰⁸ This has been analyzed through DFT simulations of the spatial distribution of the solvents.¹⁰⁸ Specifically, Chew *et al.* modeled the reactant with a small number of explicit solvent molecules in the direct vicinity, while the rest of the solvent was modeled

implicitly.¹⁰⁸ This allowed to extract the configuration of the solvent molecules close to the reactant, obtaining the energy-minimized structures for several solvent mixtures.¹⁰⁸

Aprotic solvents alter the relative stability of the starting materials, transition states and products in the dehydration reactions.^{109,110} This opens the possibility of predicting and rationalizing the effect of a specific solvent in this type of acid-catalyzed processes⁹⁸ through computational work.^{109,110} Several aprotic solvents have been used for the dehydration of sugars both in water and in water-free environments, providing a wide variety of sugar-to-furan selectivities depending on the reaction conditions.^{35,112-148}

For illustration purpose, the presence of an aprotic organic solvent in a solvent system has a direct effect on the mutarotation of sugars.¹¹⁸ Specifically, in a mainly aqueous environment at room temperature, the β -pyranose form of a sugar is dominant, whereas in mainly organic environments (*i.e.*, in presence of organic solvents, such as DMSO, THF, γ -butyrolactone (GBL) and DMF), the α -pyranose form is favored (Fig. 2).¹¹⁸ The preference for the β -pyranose form in aqueous environment can be rationalized by the fact that the sugar has a more hydrophilic surface area compared to the one of the α -pyranose, due to the spatial arrangement of the OH groups in the β -pyranose form.¹¹⁸ This influences the reactivity of the sugar, as it depends strongly on the conformation of the functional groups (*e.g.*, in reaction of dehydration and hydrogenation).¹¹⁸

Dimethylsulfoxide. The most common solvent for these studies, both in the production of furfural and HMF, is dimethylsulfoxide (DMSO), and it is used from highly aqueous to

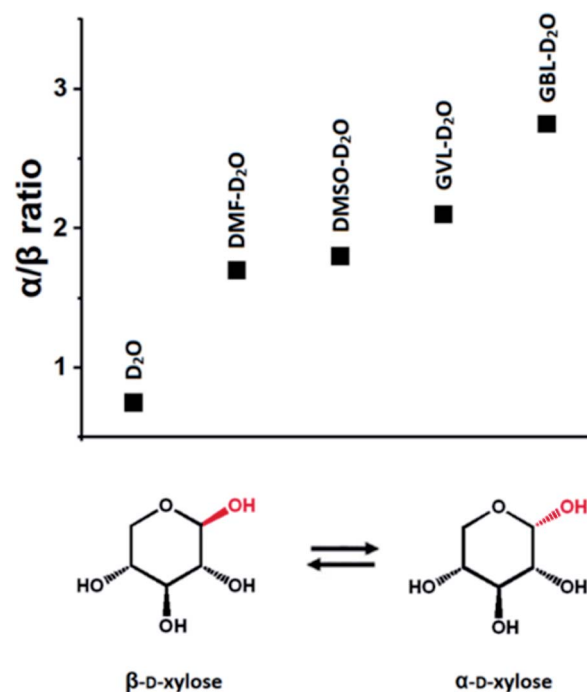


Fig. 2 α/β -Anomer ratios in different solvent systems, determined by ¹H-NMR spectroscopy. Data from ref. 118.



Table 1 Selection of sugar-to-furan selectivities obtained under various reaction conditions for both furfural and HMF in partially or fully organic DMSO-containing solvent systems

DMSO : H ₂ O (v/v)	Starting material	Starting conc. (mM)	Product	Catalyst	Sel. (mol%)	Ref.
1 : 1	Fructose	380	HMF	Maleic acid–SnCl ₄	54	115
1 : 1	Xylose	33	Furfural	Sn _{0.625} CS _{0.5} PW	61	119
3 : 1	Cellulose formate	250	HMF	HCl/AlCl ₃	52	115
1 : 0	Fructose	550	HMF	H ₂ SO ₄	81	116
1 : 0	Xylose	33	Furfural	H ₃ PW ₁₂ O ₄₀	67	119
1 : 0	Fructose	180	HMF	SiO ₂ –SO ₃ H	91	122
1 : 0	Fructose	50	HMF	HPC-P25–S ^a	98	124
1 : 0	Fructose	110	HMF	Nb ₂ O ₅	86	125
1 : 0	Fructose	720	HMF	EKLSC ^b	85	126

^a Hierarchically porous carbon-based catalyst. ^b Sulfonated carbon catalyst based on Eucalyptus Kraft lignin.

water-free systems (Table 1).^{112–128} Highly aqueous conditions (7 : 3 v/v water–DMSO monophasic systems), paired with microwave heating and a Lewis acid catalyst (*i.e.*, CrCl₃ or Al(NO₃)₃), resulted in a relatively high fructose-to-HMF selectivity (approx. 65 mol%), with a strong influence on conversion and selectivity also coming from the catalyst loading.¹¹³

The use of DMSO enables the effective solubilization of rather recalcitrant starting materials (*e.g.*, coffee grounds, bread waste or cellulose formate).^{112–125} Moving from a fully aqueous monophasic system to a 1 : 1 water–DMSO mixture, with HCl and AlCl₃ as cocatalysts, has resulted into a 35 mol% selectivity improvement in the conversion of cellulose formate to HMF, with a concomitant reduction of the production of levulinic acid.¹¹⁵ This selectivity improvement is explained by specific interactions between the reactant (*i.e.*, formylated sugars) and the aprotic solvent (see above).¹¹⁵ However, it has to be noted that some of the mentioned side reactions (*e.g.*, HMF to levulinic acid) are the result of rehydration, so operating in a water-lean environment will also have a non-negligible effect.¹¹²

Experimental evidence supports that the effect of DMSO on the sugar-to-furan selectivity is mainly the result of solvation of the sugar, and not of catalysis by acidic species generated by the degradation of DMSO.^{116,117} Moreover, solvation of the product can also be a contributor, as adding aprotic organic solvents will result in a stabilization of HMF and furfural.¹¹⁸ Molecular dynamics simulations on the interaction of glucose in progressively more organic solvent mixtures of water with DMSO, THF and DMF, exhibited that these solvents compete with water in forming the first solvation shell around the sugar, even upon the addition of relatively low amounts (<40–50 vol%).¹¹⁷ Vasudevan *et al.* modeled a small number of sugar molecules within a solvent environment constituted of a large number of explicitly modeled solvent molecules, with no constraints on bonds and angles.¹¹⁷

A 20–25 mol% xylose-to-furfural selectivity improvement is observed when moving from aqueous systems to 1 : 1 v/v water–DMSO conditions, using bi-metallic salts of tungstophosphoric acid as catalysts.¹¹⁹ It was demonstrated that the presence of DMSO improved the catalytic activity and stability, with the catalyst retaining >90% of its activity after six reaction cycles.¹¹⁹ Similar results have been obtained using Preyssler

heteropolyacids (*e.g.*, H₁₄NaP₅W₃₀O₁₁₀) as catalysts in a water-free DMSO monophasic system, with xylose-to-furfural selectivities as high as 80 mol%; a value that can compete with biphasic operations.¹²⁰ In this study, which has employed significantly higher xylose concentrations (*i.e.*, approx. 200 mM compared to the approx. 33 mM used by Guo *et al.*¹¹⁹), DMSO was also combined with other organic solvents (namely, dichloromethane and methylisobutylketone), with the aim of further stabilizing the produced furfural and limiting the subsequent resinification reactions.¹²⁰

This effect was also supported by the analysis of the Gibbs free energy of different tautomers of fructose in different solvent systems, performed by Fu *et al.*, who state that the presence of DMSO has a direct effect on the mechanism of the reaction.¹²⁰ Specifically, the presence of DMSO (as well as dioxane and NMP) stabilizes the α -furanose form of fructose, favoring, as also previously mentioned, the closed-ring dehydration mechanism (Scheme 2a). Moreover, the presence of aprotic solvents suppresses the formation of fructose–HMF oligomers, thereby improving the fructose-to-HMF selectivity.¹²¹

Using DMSO as the sole component of a monophasic system is rather common in the heterogeneously catalyzed production of furans from xylose, glucose and fructose.^{120,122–126} Among heterogeneous catalysts, sulfonated solids (*e.g.*, silica, carbon and palygorskite) are specifically used, always with sugar-to-furan selectivities >85 mol%.^{122–126} Acidic metal oxide catalysts (*e.g.*, Nb₂O₅) have also been successfully applied, specifically for the dehydration of fructose, with HMF production of approx. 85–90 mol% selectivity.¹²⁶

Tetrahydrofuran. Another polar organic solvent commonly used in sugar dehydration is tetrahydrofuran (THF; Table 2).^{112,123,127–133} In this solvent, additional analyses have been performed on the effect of polar aprotic solvents on the dehydration mechanism.¹²⁷ Specifically, experimental evidence and *ab initio* molecular dynamics simulations suggest that a mainly organic solvent environment (*e.g.*, 9 : 1 v/v THF–water or dioxane–water), combined with catalytic amounts of Cl[–] anions, results in the stabilization of protonated transition states of the acid-catalyzed process, leading to significant increases in reactivity with an approx. 80 mol% fructose-to-HMF selectivity.¹²⁷ Mellmer *et al.* have modelled the molecular



Table 2 Selection of sugar-to-furan selectivities obtained under various reaction conditions for both furfural and HMF in partially or fully organic THF-containing solvent systems

THF : H ₂ O (v/v)	Starting material	Starting conc. (mM)	Product	Catalyst	Sel. (mol%)	Ref.
1 : 1	Xylose	83	Furfural	CO ₂ (pressurized)	84	129
1 : 1	Xylose	140	Furfural	—	51	132
9 : 1	Fructose	50	HMF	HCl	78	127
1 : 0	Fructose	170	HMF	PSS-30IL-SO ₃ H ^a	98	131

^a Poly(styrene sulfonate) with ionic liquid moieties.

interactions of the sugar and the solvent using an all-atom simulation of the molecules.¹²⁷

Increasing the THF content of the solvent system resulted in an increased xylose-to-furfural selectivity, catalyzed by pressurized CO₂, leading to a selectivity improvement of approx. 30–40 mol% when moving from mainly aqueous to mainly organic systems.¹²⁹ A similar pattern has been observed when producing furfural from alginic acid, in a reaction catalyzed by heteropolyacids in a 95 : 5 THF–water system.¹³⁰

Extremely high fructose-to-HMF selectivities (>95 mol%) were obtained when performing fructose dehydration in water-free THF.¹³¹ As in the case of DMSO, the absence of water is generally combined with a heterogeneous catalyst. In this case, the best performing catalyst is a functionalized poly(styrene sulfonate) (PSS), which bears ionic liquid moieties (PSS-30IL-SO₃H), yielding an almost quantitative HMF production from fructose.¹³¹

Sulfolane. The effect of polar organic solvents is also observed in the absence of a catalyst, in a 1 : 1 v/v organic–aqueous system.¹²⁴ Among different solvents, the best performing one is sulfolane, which is structurally similar to DMSO, yielding a xylose-to-furfural selectivity up to approx. 70 mol%, with an enhancement from 10 to 25 mol% compared with other organic solvents, *e.g.*, THF, GVL, and GBL (Table 3).^{133–138}

However, the high boiling point of sulfolane (285 °C), compared with that of other aprotic organic solvents (*e.g.*, DMSO 189 °C and THF 66 °C), allows for more complex reaction setups, such as reactive distillation.¹³⁴ Continuous furfural removal by means of distillation would allow to avoid subsequent side-reactions that limit the selectivity.¹³⁴ However, this

stays a challenge in such systems, and the balance between the various system components is yet to be determined.¹³⁴

In reaction systems that don't exploit reactive distillation, xylose-to-furfural selectivities up to 70 mol% were reached when using heterogeneous catalysis in mainly organic environments.¹³⁴ Additionally, the use of highly organic sulfolane–water mixtures (9 : 1 v/v) in combination with metal chlorides (*e.g.*, SnCl₄ and FeCl₃) resulted in 25–30 mol% fructose-to-HMF selectivity improvements, with an absolute yield of approx. 40 mol%, when compared with fully aqueous systems.¹³⁵

This is rationalized by the fact that the SnCl₄ catalyst is homogeneous in the presence of sulfolane, whereas it is largely precipitated as a solid in aqueous system, impairing its activity.¹³⁵ SnCl₄ has been reported to hydrolyze, and Liu *et al.* have hypothesized, based on ESI-MS spectrometry, about a possible synergic effect of the presence of tin hydroxides in catalyzing a glucose-to-fructose isomerization.¹³⁵ The effect of the solvent system on the activity of metal halides has been confirmed by Caes and Raines, who studied several metal halides to catalyze the dehydration of fructose to HMF in a water-free sulfolane environment.¹³⁶ Compared to catalyst-free conditions, they showed fructose-to-HMF improvements up to 60–70 mol%, with absolute HMF yields of approx. 67 mol% when using LiCl and approx. 91 mol% when using HBr.¹³⁶

In the case of fructose dehydration catalyzed by phosphate-functionalized porous organic polymers and performed in fully organic environment, moving from DMSO to dioxane resulted in a 20 mol% fructose-to-HMF selectivity increase, up to 97 mol%.¹³⁹ This can be rationalized by specific interactions between solvent and sugars, solvent and solvent, and solvent

Table 3 Selection of sugar-to-furan selectivities obtained under various reaction conditions for both furfural and HMF in partially or fully organic sulfolane-containing solvent systems

Sulfolane : H ₂ O (v/v)	Starting material	Starting conc. (mM)	Product	Catalyst	Sel. (mol%)	Ref.
1 : 1	Xylose	140	Furfural	—	68	132
4 : 1	Pre-hydrolysate liquor ^a	<i>n.a.</i>	Furfural	H-β zeolite	70	134
9 : 1	Bamboo biomass ^b	<i>n.a.</i>	Furfural ^c	AlCl ₃	25	135
9 : 1	Bamboo biomass ^b	<i>n.a.</i>	HMF ^c	AlCl ₃	39	135
1 : 0	Fructose	360	HMF	LiCl	67	136
1 : 0	Fructose	360	HMF	HBr	91	136

^a The pre-hydrolysate liquor composes 20 w% of the mixture. ^b The bamboo biomass composes approx. 5 w% of the mixture. ^c In this specific case, furfural and HMF are produced concomitantly.



and catalysts.^{116–118} In fact, it is proven, that no acidic species are formed due to DMSO degradation.¹¹⁶

Dioxane. Dioxane is another rather commonly used polar organic solvent (Table 4).^{123,139–144} Dioxane has an effect on the glucose–fructose isomerization, mediated by a Sn-β metal catalyst.¹⁴⁰ Solvent systems being with higher water content are less effective in the sugar conversion.¹⁴⁰ Specifically, when moving from pure dioxane to a 9 : 1 v/v dioxane–water mixture, the conversion of glucose to fructose drops from > 90 mol% to approx. 50 mol% (after 2 h of reaction).¹⁴⁰ Jeong *et al.* reported the use of thick corn syrup with high fructose content (water content less than 25 w%) as a starting material.¹⁴¹ Using Amberlyst-15 as the acid catalyst and dioxane as the solvent an ultimate fructose-to-HMF selectivity of approx. 80 mol% was reached.¹⁴¹ Heterogeneous catalysis was also successfully applied using Amberlyst-131 in mainly organic dioxane–water solvent systems to catalyze the production of HMF from glucose/fructose mixtures, reaching an overall selectivity towards HMF of approx. 75 mol%.¹⁴⁰

Water-free dioxane was also used to produce furfural from xylose with approx. 75–80 mol% selectivity in the presence of a solid carbon-based acid catalyst, derived from calcium gluconate.¹⁴² Like DMSO, dioxane has also been employed in the treatment of more recalcitrant starting materials (*e.g.*, corncob and bamboo lignocellulosic biomass), with a very efficient biomass fractionation, >90 mol% hydrolysis yield and 80–90 mol% conversion yield of furfural.^{143,144} Specifically, a fully organic dioxane environment gave rise to >90 mol% yield of furfural starting from bamboo biomass, in an HCl-catalyzed process.¹⁴⁴ A more complex solvent system, composed of a mixture of ethanol, dioxane and formic acid, was successfully used for lignocellulosic biomass liquefaction, which yielded furans such as furfural and HMF.¹⁴⁴

Acetone, GBL and others. Several other polar organic solvents have been used in the production of furans from sugars, *e.g.*, acetone, butanone, GBL, and acetonitrile (Table 5).^{107,114,132,139,142,145–151} Acetone in combination with a choline chloride–ethylene glycol deep eutectic solvent (2 : 5 v/v DES–acetone mixture) gave furfural starting from xylose with approx. 70 mol% selectivity, using H₂SO₄ as a catalyst.¹⁴⁵ However, Chen and Wan do not discuss the recovery of the product from such a solvent mixture.¹⁴⁵ Wang *et al.* reported that using a 7 : 3 v/v

acetone–water mixture and pressurized phosphoric acid as a catalyst resulted in a xylose-to-furfural selectivity of 45–50 mol%, *i.e.*, an improvement of approx. 20 mol%, in comparison with pure water.¹⁴⁶

Motagamwala *et al.* demonstrated that a 4 : 1 v/v acetone–water system, using HCl as catalyst, gave rise to an almost quantitative HMF production from fructose (>95 mol% selectivity).¹⁴⁷ GBL has been successfully used, in combination with water, to produce both furfural and HMF using heterogeneous catalysts, *e.g.*, zeolites or Amberlyst-15 as solid acid catalysts, giving sugar-to-furan selectivities up to 70 mol%.^{148,149} Butanone, although it is only partially miscible with water, has been used, combined with water, in highly organic mixtures with xylose-to-furfural selectivity improvements up to 40 mol% when compared with pure water.¹⁵⁰

It has to be noted that polar aprotic solvents are not interchangeable and using different solvents will result in different sugar-to-furan selectivities.^{112,123,137–139,142,152} Molecular dynamics indicate major differences in specific solvent–sugar interactions between different organic solvents, which might be the source of such asymmetry.^{56,117,118} Combining various solvents also results in specific difference in behavior.¹³⁸ Specifically, when operating in solvent systems composed of equal volumes of three different solvents (*e.g.*, water, toluene and dioxane) and phenylboronic acid as an additive, switching from dioxane to sulfolane or DMSO resulted in a xylose-to-furfural selectivity increase from approx. 75 to 90–95 mol%. This selectivity improvement is related to a change in its phase behavior.¹³⁸ Specifically, while the system is biphasic at room temperature, it transitions to monophasic at the reaction temperature, resulting in a selectivity increase of approx. 20 mol%.¹³⁷

Outlook on the effects of polar aprotic solvents

Effect on starting materials and products

As shown in Tables 1–5, the sugar concentration in the feed is almost always in the mM range. Low concentration of sugar in the feed can be connected to high sugar-to-sugar selectivity.^{124,125,131,147} However, in some cases, relatively high sugar concentrations in the feed result in sugar-to-furan selectivities >80 mol%.^{116,126,136} This shows that the sugar concentration in

Table 4 Selection of sugar-to-furan selectivities obtained under various reaction conditions for both furfural and HMF in partially or fully organic dioxane-containing solvent systems

Dioxane : H ₂ O (v/v)	Starting material	Starting conc. (mM)	Product	Catalyst	Sel. (mol%)	Ref.
9 : 1	Fructose	50	HMF	HCl	73	127
9 : 1	Glucose/fructose	55	HMF	Sn-β/Amberlyst-131	75	140
9 : 1	Fructose syrup ^a	<i>n.a.</i>	HMF	Amberlyst-15	72	141
1 : 0	Fructose	280	HMF	B-POP ^b	91	139
1 : 0	Xylose	130	Furfural	SC-GCa-800 ^c	76	142
1 : 0	Bamboo biomass ^d	<i>n.a.</i>	Furfural	HCl	83	143

^a Fructose syrup contains approx. 67 w% of fructose and approx. 8 w% of other sugars. ^b Phosphate-functionalized polymer catalyst. ^c Calcium gluconate-derived sulfonated carbon catalyst. ^d The bamboo biomass composes approx. 10 w% of the mixture.



Table 5 Selection of sugar-to-furan selectivities obtained under various reaction conditions for both furfural and HMF in partially or fully organic solvent systems

Solvent	Solvent : H ₂ O (v/v)	Starting material	Starting conc. (mM)	Product	Catalyst	Sel. (mol%)	Ref.
Acetone	5 : 3 ^a	Xylose	130	Furfural	H ₂ SO ₄	70	145
Acetone	7 : 3	Sugarcane	100	Furfural	PPA ^b	45	146
Acetone	4 : 1	Fructose	55	HMF	HCl	98	147
Acetone	4 : 1	Fructose	55	HMF	H ₂ SO ₄	97	147
Acetone	4 : 1	Fructose	55	HMF	Amberlyst-15	95	147
Butanone	2 : 1	Xylose	200	Furfural	[bmim]Cl/FeCl ₃ ^c	53	150
GBL	1 : 1	Xylose	140	Furfural	—	57	132
GBL	9 : 1	Fructose	290	HMF	HY zeolite	67	148
GBL	1 : 0	Xylose	130	Furfural	SC-GCa-800 ^d	82	142

^a This solvent system also includes a DES. ^b Pressurized phosphoric acid. ^c 1-Butyl-3-methylimidazolium chloroferrate. ^d Calcium gluconate-derived sulfonated carbon catalyst.

the feed does contribute to the final selectivity, but the catalyst and the solvent system do as well.^{1,2}

Different solvent–sugar interactions will lead to different sugar solubility, depending on the solvent system and the water content.^{153,154} Every organic solvent can be described by empiric solubility parameters, which are influenced by the water content and different for each compound under analysis, which will result in a very system-specific behavior.^{153,154} For example, adding acetone to the aqueous phase improved the rate of fructose dehydration, but reduced the sugar solubility.^{155,156} While a high reaction rate is beneficial, lowering the solubility of the sugar will result in a feed at a lower sugar concentration, which can be a disadvantage for an industrial-scale process design.³⁸

When the starting material is not a solution of sugar in water but solid biomass (e.g., lignocellulose), its impregnation with the solvent will affect the hydrolysis process.^{135,137,143} Specifically, higher polarity of the solvent will lead to more efficient swelling of the starting material and improve the hydrolysis.^{135,137,143} Switching from sulfolane to DMSO in a 9 : 1 v/v organic–aqueous system in the acid-catalyzed degradation of cellulose, has resulted in a selectivity increase towards HMF from approx. 25 to 70 mol%.¹³⁷

The amount of water present in the system can affect the behavior of the sugar and the mechanism of dehydration (Schemes 1 and 2).^{107,109,110} Specifically, the ring opening is triggered by the protonation of the pyranose (or furanose) oxygen, and the site of protonation is dependent on the structure of the solvent, as solvent–solute interaction can influence the pK_a of OH groups, through the formation of hydrogen bonds.^{157,158} Performing the reaction in a mostly, or fully, organic system will influence the site of protonation, directly affecting the reaction mechanism.

As previously mentioned, the effect of the solvent system on the stability of products and intermediates cannot be neglected.^{30,33,34,133,138} Specifically, increasing the stability of furans and impairing the rehydration process will result in a lower production of humic by-products.^{57,59,60} Fu *et al.* show that THF inhibits oligomer formation in the context of glucose dehydration to HMF, thereby regulating the formation of solid by-

products.¹³³ The inhibited reactions are the cross-condensation of HMF and a rehydration product (*i.e.*, levulinic acid) and the self-condensation of HMF.¹³³ In such system, the catalyst, *i.e.*, compressed CO₂, had also a crucial role as a phase splitting agent.¹³³

Effect on the catalyst

When the water content of the system is limited or even absent, the characterization of the behavior of the acid catalyst and that of the sugar is more complex.^{116–118,122–126,131,136,138,141–144} The acid-catalyzed process of sugar dehydration involves a proton transfer from the catalyst onto the sugar, which affects the β-elimination of the hydroxyl groups.^{1,23,34–37,40–42,51} Proton transfer can happen even in the complete absence of water.^{159–166} In fact, the equilibria of the dissociation of acids and bases are strongly influenced by the properties of the solvent, *e.g.*, its basicity.^{159,160}

It is assumed that proton transfer reactions generally take place along hydrogen bonds, with the proton forming a full bond to a base as it breaks its full bond to another.¹⁵⁷ Several mechanistic aspects may influence the rate of proton transfer, hence affecting the catalyst activity: steric factors, polarity and basicity of the solvent, possible delocalization of the charges and stabilization of transition states.¹⁶² Protic solvents (*e.g.*, alcohols) can be protonated by the acid and serve as an intermediary between the acid and the sugar, similar to water.¹⁶⁷ In aprotic solvents, formation of ion pairs in solution (*e.g.*, in the case of DMSO) can be an important factor to take into account, both in mainly organic and water-free environments,¹⁶¹ since it affects the formation of hydrogen bonds and hence proton transfer.¹⁶² Furthermore, molecular dynamics simulations confirm that solvent–water interactions influence the stability of H₃O⁺ cations in mixed water–organic solvent environments, while organic solvents successfully stabilize H⁺ in purely organic solution, based on their basicity.¹⁶³ Notably, the dissociation constants of several acids vary quite significantly even when moving from one aprotic solvent to another, mirroring well the behavior of sugar dehydration observed in literature (see above).^{137,139,161}



With the decrease of the water content of the solvent system, the catalyst activity generally increases, resulting in a faster sugar conversion.^{120,122–126,136,140–146} Direct interactions between the catalyst and the solvent have been reported to affect the strength of heterogeneous acid catalysts, as well as the homogeneous ones, with higher acid strengths in organic solvents compared to aqueous conditions.¹⁶⁴ The nature of the solvent system influences strongly the activity of solid catalysts (*i.e.*, supported sulfonic acid catalysts) as well.¹⁶⁴ Depending on the solvent system, in particular the accessibility of the catalyst to the sugar will be affected, *e.g.*, by swelling of ion exchange resins, differences in pore sizes or a poor wetting of the catalyst.¹⁶⁴ In some instances, this increase of the catalytic activity can be explained by a complete solubilization of the catalyst in the solvent system, or by a stabilization of the catalyst, which reduces its progressive deactivation.^{118,135} Specifically, Liu *et al.* have indicated that the presence of sulfolane in the solvent system successfully suppresses the hydrolysis of SnCl₄, which acts as the catalyst, to SnO₂, which has a poor catalytic activity for sugar dehydration.¹³⁶ All this information is used to rationalize and design solvent environments beneficial to biomass processing.^{165–168}

Beyond the effects discussed above, the choice of solvent can also have a determining impact on the deactivation of solid acid catalysts.⁴³ Firstly, polar organic solvents may reduce the catalyst fouling by reducing the formation of humins and increasing their solubility in the medium.⁴³ Secondly, the (near) absence of water could severely reduce the propensity of solid acid catalysts to degrade under hydrothermal conditions.⁴³ However, the deactivation challenge remains significant and largely underestimated. To remain affordable, catalysts are expected to produce 1000× their weight of product before being discarded.³⁸ Solid catalysts are readily deactivated by deposition of <10 w% of fouling agents. A non-selective formation of only 1 w% of fouling humins reaches this deactivation level with a productivity of only 10 g product per g catalyst and, thereby, requires some 100 regeneration cycles over the catalyst lifetime, *i.e.*, every 3 days for 1 year of operation. The batch experiments that are reported in literature cannot provide significant information, as they rarely demonstrate productivities above approx. 10 g product per g catalyst, even after a few consecutive runs.³⁸

Application perspectives

In industrial settings, furfural is generally produced in aqueous monophasic solvent systems.^{1,31,40,73–77} However, biphasic operations, which are still in a development phase for industrial application, generally surpass the sugar-to-furan selectivity of aqueous monophasic operations (40–50 mol%), resulting in a selectivity of 60–70 mol%, which is still limited.^{1,31,40,73–77} As previously mentioned, moving from aqueous–organic biphasic systems to monophasic ones, using protic and aprotic polar organic solvents, can lead to sugar-to-furan selectivities of >90 mol%.^{30,33,34} However, the application of polar organic solvents can cause logistic problems in industrial set-ups. Specifically, the major shortcoming of the application of polar organic solvents is the loss of solvent in the waste disposal step.¹

When sugars are separated from the other products of biomass processing, all the leftovers need to be processed to remove the polar organic solvents, to limit the dispersal in the environment, which is a problem from both environmental and economical points of view.^{1,168–170}

Additionally, it is reported that the use of some aprotic organic solvents (*e.g.*, dioxane) negatively affects the solubility of sugars in the feed.^{155,156} This could lower the overall production rate, if it forces to operate at sugar concentrations that are below the desired level, *e.g.*, as dictated for good selectivity.¹⁵⁶ Typically, a general industrial criterion for reactor productivity indicates a minimum rate of 100 g L⁻¹ h⁻¹.¹⁷¹ A lower reactor productivity would affect the applicability of such solvent systems, *e.g.*, resulting in prohibitively large reactors.¹⁷¹

Selection of the solvent system

Highly organic and fully organic polar monophasic solvent systems result in high sugar-to-furan selectivities, both for the processing of xylose and of glucose and fructose.^{120,122–131,134–144,146,147} In this scenario, Walker *et al.* rationalized the choice of a suitable solvent system for biomass conversion processes based on molecular dynamics and machine learning tools, combined with a specific experimental workflow based on two case studies (*i.e.*, the dehydration of cyclohexanol to cyclohexene and that of fructose to HMF).¹⁶⁶

Predictive tools were developed for the selection of preferred solvent mixtures, depending on their desired properties.¹⁶⁶ Walker *et al.* show that a computational screening method efficiently allows to select the best-performing candidates among a library of solvent systems, with the aim of minimizing experimental screening.¹⁶⁶ The efficiency of the specific reaction, however, is not the only important factor to be considered in the choice of the solvent system.¹⁶⁷

Most of the common polar organic solvents (*e.g.*, DMSO, DMF, THF) have detrimental effects both on the environment and on human health, hence green and safer alternatives are needed.¹⁷⁰ Specifically, green alternatives for conventional dipolar aprotic solvents mainly include more task-specific replacements, formulated by rational design.¹⁷⁰ Biobased solvents (*e.g.*, GVL and GBL) can be seen as possible alternatives because of their renewability, biodegradability, and also their commercial availability.¹⁷⁰ However, applications are limited due to their instability toward strong acids and the already mentioned challenge of solvent–product separation.¹⁷⁰

Product recovery is generally operated by means of distillation and, therefore, requires the solvent and solute to have suitable boiling points and chemical/thermal stabilities.^{169,170,172,173} To minimize the energy demand, the product is preferably recovered from the product stream by distillation.^{1,167} Therefore, the boiling point of the solvents, either at atmospheric pressure or at reduced pressure, needs to be sufficiently high with respect to that of HMF or furfural to minimize the distillation resistance.^{169,170} For this reason, sulfolane (bp 285 °C) can be more suitable for industrial application in the case of furfural (bp 162 °C) than DMSO (bp 189 °C), which also suffers thermal degradation.^{169,170}



An alternative to non-green polar organic solvents is cyrene (*i.e.*, dihydrolevoglucosenone), which is a water-miscible, high-boiling (bp 226 °C), biobased and fully biodegradable aprotic polar organic solvent (Scheme 4).^{174–176} Its properties are comparable with the most common non-biobased polar organic solvents and, for this reason, it has been used as a replacement of its ‘less green’ counterparts in several chemical processes.^{173–177}

Cyrene has been successfully used as a solvent for fluorination reactions, the synthesis of ureas and S_N2 substitution reactions, which are usually performed in DMF or NMP.^{174–178} Recently, cyrene was successfully employed in the pretreatment of biomass, in combination with water and other aprotic solvents (*e.g.*, dioxane) at mild temperature (120 °C), to obtain free carbohydrates through enzymatic hydrolysis and removing lignin.¹⁷⁹ However, the application for sugar dehydration reactions requires every component of the solvent system to be stable at low pH and high temperature, hence, the analysis stability of cyrene at the reaction conditions is of high importance.

Water removal and sugar extraction

Isolating the sugar from a sugar-rich feed in water and taking it into and reacting it an organic solvent is another viable option for implementing polar organic solvents in an industrial setup. Typically, the industrial feed for the production of furans is an acidic aqueous stream containing a few percent (*e.g.*, 5 w%) of sugar, which is derived by pretreatment of biomass.^{1,2,167} Removal of water from this stream is highly costly and ineffective, because water distillation is characterized by a prohibitive distillation resistance.^{169,170}

There are alternative approaches to remove the desired sugars from this aqueous stream, *e.g.*, by membrane enrichment, sugar crystallization, and liquid–liquid extraction.^{180–184} The latter has been successfully performed employing the formation of an organic-soluble boronate ester (here, phenylboronic acid; PBA), and this method has already been used successfully to produce sugar alcohols selectively and to isolate solid sugars from a sugar-rich hydrolysate (Scheme 5).^{180–183} This promising approach is challenging due to the high solubility of sugar in water and the operation parameters (mainly the high pH, ≥6), which are not compatible with those of an industrial application as the aqueous stream has a pH around 3.^{182,183}

When performed at alkaline pH, the extraction relies on the phase transfer of a negatively charged monoester, formed by condensation of the sugar and the negatively charged tetragonal boronate anion (Scheme 5a), operated by a phase-transfer agent (PTA), *e.g.*, halide salts of organic-soluble quaternary

ammonium salts like Aliquat 366.¹⁸² However, xylose and, to a lesser extent, also glucose and fructose, can be extracted from an aqueous feed into toluene at pH < pK_a of the boronic acid of choice (*i.e.*, PBA).¹⁸⁰ The extraction relies on the formation of a diester between the sugar and the neutral trigonal form of the PBA (PBA₂X; Scheme 5b).¹⁸⁴

Extracting the sugar into an organic phase opens the way for more control on the solvent system in which the dehydration of sugars is performed.^{138,181,183} Specifically, the process of boronate-mediated sugar extraction described in Scheme 5b has been successfully combined with the dehydration reaction in a three-solvent system. This results in a highly selective process of xylose dehydration which uses a xylose-rich hydrolysate as feed.¹³⁸ In this specific case, the process concept dictates for the furfural to be isolated from the product stream by means of distillation.¹³⁸ When operating with a three-solvent system composed of equal volumes of water (pH = 1, H₂SO₄), sulfolane and 1-methylnaphthalene (MN), the system partitions at room temperature into two phases, *i.e.*, an apolar phase (MN) and a polar phase (water–sulfolane).¹³⁸ The apolar catalyst-free phase contains most of the furfural, which can be isolated by means of distillation.¹³⁸ The polar phase contains a minor portion of the furfural, which can be extracted through liquid–liquid extraction using clean MN.¹³⁸ However, degradation of sulfur-containing solvents could be an issue for this process concept, and additional research towards industrial application is necessary.

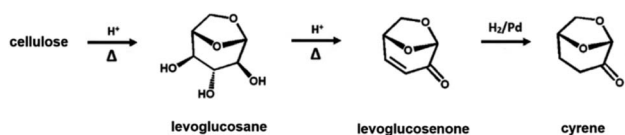
When a xylose extraction step precedes the dehydration, a number of biomass hydrolysis by-products are left in the hydrolysate feed, resulting in the production of furfural with a much higher purity.¹⁸³ Additionally, the polar organic solvent does not contact the aqueous waste feed, reducing the possibility of spillage, hence reducing the environmental impact.^{138,168–170}

Summary and future prospects

The application of polar organic solvents in the production of HMF and furfural from C₅ and C₆ sugars leads to sugar-to-furan selectivities up to 90–95 mol%, depending on the reaction conditions. This is an improvement compared to fully aqueous and aqueous–organic biphasic conditions, for which the sugar-to-furan selectivity is limited to approx. 45–50 mol% and 60–70 mol%, respectively. This improvement can be rationalized by solvent effects interacting with both the starting material and the catalyst, leading to effects such as: (i) the stabilization of specific sugar conformers, which are favorable to a selective dehydration, (ii) a change in the catalyst activity, possibly related to enhanced intrinsic acidity and, in the case of solid acids, improved accessibility and reduced fouling, and (iii) generally, a higher rate of dehydration.

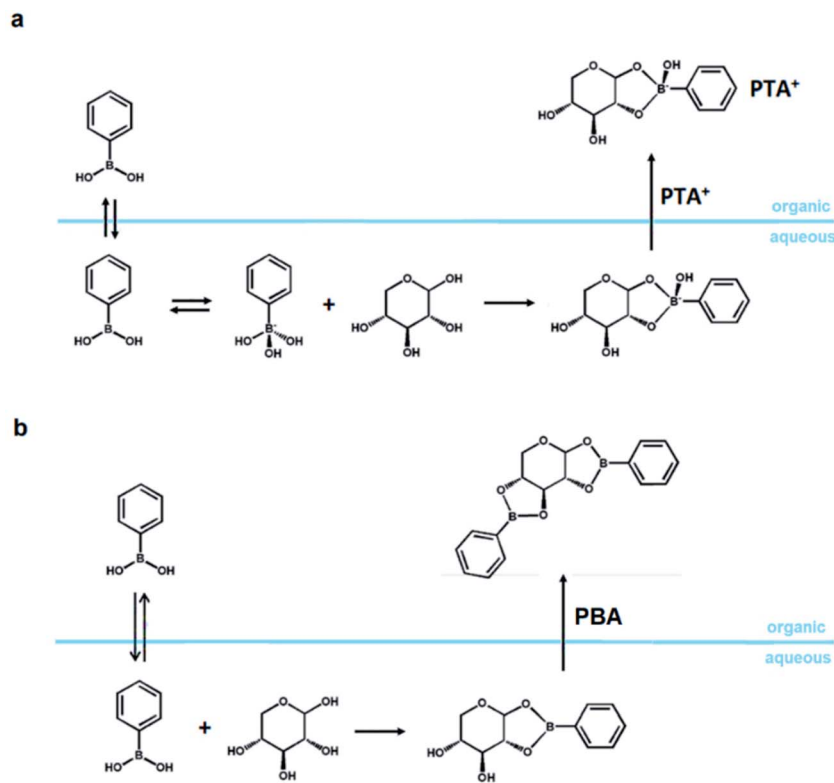
Each aprotic organic solvent shows a specific behavior, depending on the specific solvent–sugar and solvent–catalyst interactions, leading to different outcomes for each solvent at different reaction conditions.

However, this beneficial effect of polar solvents on the reaction parameters of sugar dehydration, though promising,



Scheme 4 Cyrene production from cellulose.





Scheme 5 Liquid–liquid xylose extraction via formation of (a) a negatively charged PBA monoester, mediated by a phase transfer agent (PTA), (b) an uncharged PBA diester, without any phase-transfer agent.

comes with an increased cost, due to solvent recycling and environmental impact, which impairs their commercial availability. The sugar feed is generally delivered in water, as sugar syrup extracted from sugar beet or cane, or produced by hydrolysis of starch, cellulose or hemicellulose. To be recycled, the polar solvent needs to be separated from the water that the sugar is delivered in, or the sugar needs to be delivered dry. Moreover, additional techniques for ensuring the full compatibility with highly organic operations and the industrial feed, e.g., liquid–liquid sugar extraction, are to be taken into consideration. All these additional steps will inevitably increase the process costs and complexity, requiring the sugar-to-furfural yield to be sufficiently high to justify such a trade-off. Additional research and investigation of the upscaling of viable process concepts are needed. Organic–aqueous monophasic conditions remain promising to improve the selectivity in the production of furans from biomass. Moreover, increasing the sugar concentration in the feed and recycling the organic solvents are also important factors to take into consideration, as they can improve the production rate of furans, reducing the operation costs.

Author contributions

L. R. proposed the outline of the review and analysed the literature in depth. Manuscript preparation and subsequent editing/improvement of the text was performed by all authors.

Conflicts of interest

There are no conflicts to declare.

Acknowledgements

Financial support from Shell Global Solutions International B.V. is gratefully acknowledged.

Notes and references

- 1 J.-P. Lange, E. van der Heide, J. van Buijtenen and R. Price, *ChemSusChem*, 2012, **5**, 150–166.
- 2 R. Mariscal, P. Maireles-Torres, M. Ojeda, I. Sádaba and M. López Granados, *Energy Environ. Sci.*, 2016, **9**, 1144–1189.
- 3 P. L. Arias, J. A. Cecilia, I. Gandarias, J. Iglesias, M. López Granados, R. Mariscal, G. Morales, R. Moreno-Tost and P. Maireles-Torres, *Catal. Sci. Technol.*, 2020, **10**, 2721–2757.
- 4 Y. Luo, Z. Li, X. Li, X. Liu, J. Fan, J. H. Clark and C. Hu, *Catal. Today*, 2019, **319**, 14–24.
- 5 H. Wang, C. Zhu, D. Li, Q. Liu, J. Tan, C. Wang, C. Cai and L. Ma, *Renewable Sustainable Energy Rev.*, 2019, **103**, 227–247.
- 6 A. A. Rosatella, S. P. Simeonov, R. F. M. Frade and C. A. M. Afonso, *Green Chem.*, 2011, **13**, 754–793.



- 7 K. Gupta, R. K. Rai and S. K. Singh, *ChemCatChem*, 2018, **10**, 2326–2349.
- 8 I. K. M. Yu and D. C. W. Tsang, *Bioresour. Technol.*, 2017, **238**, 716–732.
- 9 B. Ward, *Bacterial Energy Metabolism in Molecular Medical Microbiology*, Academic Press, Cambridge, Massachusetts, 2nd edn, 2014, pp. 201–233.
- 10 J. Cai, Y. He, X. Yu, S. W. Banks, Y. Yang, X. Zhang, Y. Yu, R. Liu and A. V. Bridgwater, *Renewable Sustainable Energy Rev.*, 2017, **76**, 309–322.
- 11 A. Zoghalmi and G. Paës, *Front. Chem.*, 2019, **7**, 874.
- 12 X. Li, Y. Chen and J. Nielsen, *Curr. Opin. Biotechnol.*, 2019, **57**, 56–65.
- 13 S. K. Bhatia, S. S. Jagtap, A. A. Bedekar, R. K. Bhatia, A. K. Patel, D. Pant, J. R. Banu, C. V. Rao, Y.-G. Kim and Y.-H. Yang, *Bioresour. Technol.*, 2020, **300**, 122724.
- 14 J. Baruah, B. K. Nath, R. Sharma, S. Kumar, R. C. Deka, D. C. Baruah and E. Kalita, *Front. Energy Res.*, 2018, **6**, 141.
- 15 Y. Kawamata, T. Yoshikawa, Y. Koyama, H. Ishimaru, S. Ohtsuki, E. Fumoto, S. Sato, Y. Nakasaka and T. Masuda, *Ind. Crops Prod.*, 2021, **159**, 113078.
- 16 B. Song, R. Lin, C. H. Lam, H. Wu, T.-H. Tsui and Y. Yu, *Renewable Sustainable Energy Rev.*, 2021, **135**, 110370.
- 17 Y. Jing, Y. Guo, Q. Xia, X. Liu and Y. Wang, *Chem*, 2019, **5**, 2520–2546.
- 18 R. Calvo-Serrano, M. Guo, C. Pozo, Á. Galán-Martín and G. Guillén-Gosálbez, *ACS Sustainable Chem. Eng.*, 2019, **7**, 10570–10582.
- 19 J. M. J. M. Ravasco, C. M. Monteiro, F. Siopa, A. F. Trindade, J. Oble, G. Poli, S. P. Simeonov and C. A. M. Afonso, *ChemSusChem*, 2019, **12**, 4629–4635.
- 20 S. Jiang, W. Ramdani, E. Muller, C. Ma, M. Pera-Titus, F. Jérôme and K. De Oliveira Vigiera, *ChemCatChem*, 2020, **13**, 1699–1704.
- 21 J. Xu, N. Li, X. Yang, G. Li, A. Wang, Y. Cong, X. Wang and T. Zhang, *ACS Catal.*, 2017, **7**, 5880–5886.
- 22 J.-P. Lange and S. H. Wadman, *ChemSusChem*, 2020, **13**, 5329–5337.
- 23 B. Danon, G. Marcotullio and W. de Jong, *Green Chem.*, 2014, **16**, 39–54.
- 24 B. Girisuta, L. P. B. M. Janssen and H. J. Heeres, *Green Chem.*, 2006, **8**, 701–709.
- 25 G. Tsilomelekis, M. J. Orella, Z. Lin, Z. Cheng, W. Zheng, V. Nikolakis and D. G. Vlachos, *Green Chem.*, 2016, **18**, 1983–1993.
- 26 I. Agirrezabal-Telleria, I. Gandarias and P. L. Arias, *Bioresour. Technol.*, 2013, **143**, 258–264.
- 27 A. Mukherjee, M.-J. Dumont and V. Raghavan, *Biomass Bioenergy*, 2015, **72**, 143–183.
- 28 S. Peleteiro, S. Rivas, J. L. A. V. Santos and J. C. Parajó, *Bioresour. Technol.*, 2016, **202**, 181–191.
- 29 Z. Xue, M.-G. Ma, Z. Li and T. Mu, *RSC Adv.*, 2016, **6**, 98874–98892.
- 30 L. Shuai and J. Luterbacher, *ChemSusChem*, 2016, **9**, 133–155.
- 31 J. E. Romo, N. V. Bollar, C. J. Zimmermann and S. G. Wettstein, *ChemCatChem*, 2018, **10**, 4805–4816.
- 32 U. Tyagi, N. Anand and D. Kumar, *Bioresour. Technol.*, 2019, **289**, 121675.
- 33 C. B. T. L. Lee and T. Y. Wu, *Renewable Sustainable Energy Rev.*, 2021, **137**, 110172.
- 34 Y. Zhao, K. Lu, H. Xu, L. Zhu and S. Wang, *Renewable Sustainable Energy Rev.*, 2021, **139**, 110172.
- 35 O. Ershova, K. Nieminen and H. Sixta, *ChemCatChem*, 2017, **9**, 3031–3040.
- 36 Y. Kim, A. Mittal, D. J. Robichaud, H. M. Pilath, B. D. Etz, P. C. St. John, D. K. Johnson and S. Kim, *ACS Catal.*, 2020, **10**, 14707–14721.
- 37 M. Sajid, M. R. Dilshad, M. S. U. Rehman, D. Liu and X. Zhao, *Molecules*, 2021, **26**, 2208.
- 38 J.-P. Lange, *Catal. Sci. Technol.*, 2016, **6**, 4759–4767.
- 39 I. B. Elkina, A. B. Gilman, V. V. Ugrozov and V. V. Volkov, *Ind. Eng. Chem. Res.*, 2013, **52**, 8856–8863.
- 40 M. Peters, M. F. Eckstein, G. Hartjen, A. C. Spiess, W. Leitner and L. Greiner, *Ind. Eng. Chem. Res.*, 2007, **46**, 7073–7078.
- 41 I. Agirrezabal-Telleria, I. Gandarias and P. L. Arias, *Catal. Today*, 2014, **234**, 42–58.
- 42 S. Shrestha, X. Fonoll, S. K. Khanal and L. Raskin, *Bioresour. Technol.*, 2017, **245**, 1245–1257.
- 43 J.-P. Lange, *Angew. Chem., Int. Ed.*, 2015, **54**, 13186–13197.
- 44 J. Asomaning, S. Haupt, M. Chae and D. C. Bressler, *Renewable Sustainable Energy Rev.*, 2018, **92**, 642–657.
- 45 P. Priece, J. E. Perez Mejia, P. D. Carà and J. A. Lopez-Sanchez, *Green Chem.*, 2018, **56**, 243–299.
- 46 K. R. Enslow and A. T. Bell, *ChemCatChem*, 2015, **7**, 479–489.
- 47 O. Yemiş and G. Mazza, *Waste Biomass Valorization*, 2019, **10**, 1343–1353.
- 48 L. Ricciardi, W. Verboom, J.-P. Lange and J. Huskens, *ACS Sustainable Chem. Eng.*, 2019, **7**, 14273–14279.
- 49 L. Ricciardi, W. Verboom, J.-P. Lange and J. Huskens, *ChemSusChem*, 2020, **13**, 3589–3593.
- 50 C. Xiouras, N. Radacsi, G. Sturm and G. D. Stefanidis, *ChemSusChem*, 2016, **9**, 2159–2166.
- 51 O. Ershova, J. Kanervo, S. Hellsten and H. Sixta, *RSC Adv.*, 2015, **5**, 66727–66737.
- 52 L. Zhu, X. Fu, Y. Hu and C. Hu, *ChemSusChem*, 2020, **18**, 4812–4832.
- 53 E. Nikolla, Y. Román-Leshkov, M. Moliner and M. E. Davis, *ACS Catal.*, 2011, **1**, 1724–1728.
- 54 K. L. Baugh and P. L. McCarty, *Biotechnol. Bioeng.*, 1988, **31**, 50–61.
- 55 M. R. Nimlos, X. Qian, M. Davis, M. E. Himmel and D. K. Johnson, *J. Phys. Chem. A*, 2006, **110**, 11824–11838.
- 56 X. Qian, M. R. Nimlos, M. Davis, D. K. Johnson and M. E. Himmel, *Carbohydr. Res.*, 2005, **340**, 2319–2327.
- 57 S. K. R. Patil and C. R. F. Lund, *Energy Fuels*, 2011, **25**, 4745–4755.
- 58 S. K. R. Patil, J. Heltzel and C. R. F. Lund, *Energy Fuels*, 2012, **26**, 5281–5293.
- 59 J. Horvat, B. Klaić, B. Metelko and V. Šunjić, *Tetrahedron Lett.*, 1985, **26**, 2111–2114.



- 60 J. Horvat, B. Klaić, B. Metelko and V. Šunjić, *Croat. Chem. Acta*, 1986, **59**, 429–438.
- 61 I. van Zandvoort, Y. Wang, C. B. Rasrendra, E. R. H. van Eck, P. C. A. Bruijninx, H. J. Heeres and B. M. Weckhuysen, *ChemSusChem*, 2013, **6**, 1745–1758.
- 62 J. M. R. Gallo, D. M. Alonso, M. A. Mellmer and J. A. Dumesic, *Green Chem.*, 2013, **15**, 85–90.
- 63 H. Shen, H. Shan and L. Liu, *ChemSusChem*, 2020, **13**, 513–519.
- 64 N. Shi, Q. Liu, H. Cen, R. Ju, X. He and L. Ma, *Biomass Convers. Biorefin.*, 2020, **10**, 277–287.
- 65 A. T. Pedersen, R. Ringborg, T. Grotkjær, S. Pedersen and J. M. Woodley, *Chem. Eng. J.*, 2015, **273**, 455–464.
- 66 Y. Zhao, H. Xu, K. Lu, Y. Qu, L. Zhu and S. Wang, *Energy Sci. Eng.*, 2019, **7**, 2237–2246.
- 67 Z. Chen, X. Bai, A. Lusi, W. A. Jacoby and C. Wan, *Bioresour. Technol.*, 2019, **289**, 121708.
- 68 R. Xing, W. Qi and G. W. Huber, *Energy Environ. Sci.*, 2011, **4**, 2193–2205.
- 69 A. Mitta, S. K. Black, T. B. Vinzant, M. O'Brien, M. P. Tucker and D. K. Johnson, *ACS Sustainable Chem. Eng.*, 2017, **5**, 5694–5701.
- 70 T. M. C. Hoang, L. Lefferts and K. Seshan, *ChemSusChem*, 2013, **6**, 1651–1658.
- 71 J.-M. Pin, N. Guigo, A. Mija, L. Vincent, N. Sbirrazzuoli, J. C. van der Waal and E. de Jong, *ACS Sustainable Chem. Eng.*, 2014, **2**, 2182–2190.
- 72 R. M. Abdilla-Santes, S. Agarwal, X. Xi, H. Heeres, P. J. Deuss and H. J. Heeres, *J. Anal. Appl. Pyrolysis*, 2020, **152**, 104963.
- 73 B. Saha and M. M. Abu-Omar, *Green Chem.*, 2014, **16**, 24–38.
- 74 R. Weingarten, J. Cho, W. C. Conner Jr and G. W. Huber, *Green Chem.*, 2010, **12**, 1423–1429.
- 75 Z. Wang, S. Bhattacharyya and D. G. Vlachos, *Green Chem.*, 2020, **22**, 8699–8712.
- 76 J. Esteban, A. J. Vorholt and W. Leitner, *Green Chem.*, 2020, **22**, 2097–2128.
- 77 F. Delbecq, Y. Takahashi, T. Kondo, C. Cara Corbas, E. Ruiz Ramos and C. Len, *Catal. Commun.*, 2018, **110**, 74–78.
- 78 M. Papaioannou, R. J. T. Kleijwegt, J. van der Schaaf and M. F. N. d'Angelo, *Ind. Eng. Chem. Res.*, 2019, **58**, 16106–16115.
- 79 G.-T. Jeong, S.-K. Kim and D.-H. Park, *Biotechnol. Bioprocess Eng.*, 2013, **18**, 88–93.
- 80 A. A. Kiss, J.-P. Lange, B. Schuur, D. W. F. Brilman, A. G. J. van der Ham and S. R. A. Kersten, *Biomass Bioenergy*, 2016, **95**, 296–309.
- 81 S. Kumar, S. Pandey, K. L. Wasewar, N. Ak and H. Uslu, *J. Chem. Eng. Data*, 2021, **66**, 1557–1573.
- 82 T.-Y. Chen, P. Desir, M. Braconni, B. Saha, M. Maestri and D. G. Vlachos, *Ind. Eng. Chem. Res.*, 2021, **60**, 3723–3735.
- 83 L. Zhang, H. Yu, P. Wang and Y. Li, *Bioresour. Technol.*, 2014, **151**, 355–360.
- 84 Q. Zhang, C. Wang, J. Mao, S. Ramaswamy, X. Zhang and F. Xu, *Ind. Crops Prod.*, 2019, **138**, 111454.
- 85 E. S. Morais, M. G. Freire, C. S. R. Freire, J. A. P. Coutinho and A. J. D. Silvestre, *ChemSusChem*, 2020, **13**, 784–790.
- 86 C. Liu, L. Wei, X. Yin, X. Pan, J. Hu, N. Li, J. Xu, J. Jiang and K. Wang, *Chem. Eng. J.*, 2021, **425**, 130608.
- 87 X. Wang, M. Qiu, Y. Tang, J. Yang, F. Shen, X. Qia and Y. Yu, *Int. J. Biol. Macromol.*, 2021, **187**, 232–239.
- 88 A. Cañada-Barcala, D. Rodríguez-Llorente, L. López, P. Navarro, E. Hernández, V. I. Águeda, S. Álvarez-Torrellas, J. C. Parajó, S. Rivas and M. Larriba, *ACS Sustainable Chem. Eng.*, 2021, **9**, 10266–10275.
- 89 J. Köchermann, J. Schreiber and M. Klemm, *ACS Sustainable Chem. Eng.*, 2019, **7**, 12323–12330.
- 90 X. Hu, C. Lievens and C.-Z. Li, *ChemSusChem*, 2012, **5**, 1427–1434.
- 91 X. Zhang, H. Lu, K. Wu, Y. Liu, C. Liu, Y. Zhu and B. Liang, *Chin. J. Chem. Eng.*, 2020, **28**, 136–142.
- 92 J. K. C. N. Agutaya, R. Inoue, S. Siew Vin Tsie, A. T. Quitain, J. de la Peña-García, H. Perez-Sánchez, M. Sasaki and T. Kida, *Ind. Eng. Chem. Res.*, 2020, **59**, 16527–16538.
- 93 K. Sun, Q. Li, L. Zhang, Y. Shao, Z. Zhang, S. Zhang, Q. Liu, Y. Wang and X. Hu, *Bioresour. Technol. Rep.*, 2020, **10**, 100419.
- 94 X. Cheng, D. Jiang, X. Hu, B. Barati, Y. Hu, L. Qian, Z. He, S. Wang and H. Li, *J. Anal. Appl. Pyrolysis*, 2021, **154**, 104996.
- 95 Y. Romàn-Leshkov and J. A. Dumesic, *Top. Catal.*, 2009, **52**, 297–303.
- 96 N. Jiang, R. Huang, W. Qi, R. Su and Z. He, *BioEnergy Res.*, 2012, **5**, 380–386.
- 97 L. Xu, R. Nie, H. Xu, X. Chen, Y. Li and X. Lu, *Ind. Eng. Chem. Res.*, 2020, **59**, 2754–2760.
- 98 X.-X. Xue, C.-L. Ma, J.-H. Di, X.-Y. Huo and Y.-C. He, *Bioresour. Technol.*, 2018, **268**, 292–299.
- 99 M. Zdanowicz, K. Wilpiszewska and T. Szychaj, *Carbohydr. Polym.*, 2018, **200**, 361–380.
- 100 J. Sittiwong, S. Boonmark, W. Nunthakitguson, T. Maihom, C. Wattanakit and J. Limtrakul, *Inorg. Chem.*, 2021, **60**, 4860–4868.
- 101 A. Gupta, S. U. Nandanwar, P. Niphadkar, I. Simakova and V. Bokade, *Biomass Bioenergy*, 2020, **139**, 105646.
- 102 L. Peng, M. Wang, H. Li, J. Wang, J. Zhang and L. He, *Green Chem.*, 2020, **22**, 5656–5665.
- 103 S. Roy, G. Mpourmpakis, D.-Y. Hong, D. G. Vlachos, A. Bhan and R. J. Gorte, *ACS Catal.*, 2012, **2**, 1846–1853.
- 104 S. Arifin and I.-L. Chien, *Ind. Eng. Chem. Res.*, 2008, **47**, 790–803.
- 105 M. Zhang and Y. Yu, *Ind. Eng. Chem. Res.*, 2013, **52**, 9505–9514.
- 106 J. Bedia, R. Barrionuevo, J. Rodríguez-Mirasol and T. Cordero, *Appl. Catal., B*, 2011, **103**, 302–310.
- 107 B. Song, Z. Wu, Y. Yu and H. Wu, *Ind. Eng. Chem. Res.*, 2020, **59**, 7336–7345.
- 108 A. K. Chew, T. W. Walker, Z. Shen, B. Demir, L. Witteman, J. Euclide, G. W. Huber, J. A. Dumesic and R. C. Van Lehn, *ACS Catal.*, 2020, **10**, 1679–1691.
- 109 M. A. Mellmer, C. Sanpitaksee, B. Demir, P. Bai, K. Ma, M. Neurock and J. A. Dumesic, *Nat. Catal.*, 2018, **1**, 199–207.
- 110 J. J. Varghese and S. H. Mushrif, *React. Chem. Eng.*, 2019, **4**, 165–206.



- 111 K. M. Vilonen, A. Vuolanto, J. Jokela, M. S. A. Leisola and A. O. I. Krause, *Biotechnol. Prog.*, 2004, **20**, 1555–1560.
- 112 J. Chen, B. Chan, Y. Shao and J. Ho, *Phys. Chem. Chem. Phys.*, 2020, **22**, 3855–3866.
- 113 R. J. J. Ganado, D. E. C. Yu and F. C. Franco, *Ind. Eng. Chem. Res.*, 2019, **58**, 14621–14631.
- 114 I. K. M. Yu, D. C. W. Tsang, S. S. Chen, L. Wang, A. J. Hunt, J. Sherwood, K. De Oliveira Vigier, F. Jérôme, Y. Sik Ok and C. Sun Poon, *Bioresour. Technol.*, 2017, **245**, 456–462.
- 115 C. Jin, N. Xiang, X. Zhu, E. Shuang, K. Sheng and X. Zhang, *Appl. Catal., B*, 2021, **285**, 119799.
- 116 M. R. Whitaker, A. Parulkar, P. Ranadive, R. Joshi and N. A. Brunelli, *ChemSusChem*, 2019, **12**, 2211–2219.
- 117 V. Vasudevan and S. H. Mushrif, *RSC Adv.*, 2015, **5**, 20756–20763.
- 118 Q. Lin, S. Liao, L. Li, W. Li, F. Yue, F. Peng and J. Ren, *Green Chem.*, 2020, **22**, 532–539.
- 119 X. Guo, F. Guo, Y. Li, Z. Zheng, Z. Xing, Z. Zhu, T. Liu, X. Zhang and Y. Jin, *Appl. Catal., A*, 2018, **558**, 18–25.
- 120 O. H. Pardo Cuervo, G. P. Romanelli, J. A. Cubillos, H. A. Rojas and J. J. Martínez, *ChemistrySelect*, 2020, **5**, 4186–4193.
- 121 X. Fu, Y. Hu, Y. Zhang, Y. Zhang, D. Tang, L. Zhu and C. Hu, *ChemSusChem*, 2020, **13**, 501–512.
- 122 S. L. Barbosa, M. d. S. Freitas, W. T. P. dos Santos, D. Lee Nelson, S. I. Klein, G. Cesar Clososki, F. J. Cairnes, A. C. M. Baroni and A. P. Wentz, *Sci. Rep.*, 2021, **11**, 1919.
- 123 R. Wang, X. Liang, F. Shen, M. Qiu, J. Yang and X. Qi, *ACS Sustainable Chem. Eng.*, 2020, **8**, 1163–1170.
- 124 S. Luan, W. Li, Z. Guo, W. Li, X. Hou, Y. Song, R. Wang and Q. Wang, *Green Energy Environ.*, 2021, DOI: 10.1016/j.gee.2021.01.005.
- 125 F. Wang, H. Z. Wu, C. L. Liu, R. Z. Yang and W. S. Dong, *Carbohydr. Res.*, 2013, **368**, 78–83.
- 126 R. S. Nunes, G. M. Reis, L. M. Vieira, D. Mandelli and W. A. Carvalho, *Catal. Lett.*, 2021, **151**, 398–408.
- 127 M. A. Mellmer, C. Sanpitakseree, B. Demir, K. Ma, W. A. Elliott, P. Bai, R. L. Johnson, T. W. Walker, B. H. Shanks, R. M. Rioux, M. Neurock and J. A. Dumesic, *Nat. Commun.*, 2019, **10**, 1132.
- 128 Q. Xia, H. Peng, Y. Zhang, G. Fu, Y. Liu, Z. Xiao, L. Huang and H. Bi, *Biomass Convers. Biorefin.*, 2021, **11**, 1–13.
- 129 A. R. C. Morais and R. Bogel-Lukasik, *Green Chem.*, 2016, **18**, 2331–2334.
- 130 G. Park, W. Jeon, C. Ban, H. C. Woo and D. H. Kim, *Energy Convers. Manage.*, 2016, **118**, 135–141.
- 131 Q. Sun, S. Wang, B. Aguila, X. Meng, S. Ma and F.-S. Xiao, *Nat. Commun.*, 2018, **9**, 3236.
- 132 J. E. Romo, K. C. Miller, T. L. Sundsted, A. L. Job, K. A. Hoo and S. G. Wettstein, *ChemCatChem*, 2019, **11**, 4715–4719.
- 133 X. Fu, J. Dai, X. Guo, J. Tang, L. Zhu and C. Hu, *Green Chem.*, 2017, **19**, 3334–3343.
- 134 P. S. Metkar, E. J. Till, D. R. Corbin, C. J. Pereira, K. W. Hutchenson and S. K. Sengupta, *Green Chem.*, 2015, **17**, 1453–1466.
- 135 C. Liu, M. Wei, F. Wang, L. Wei, X. Yin, J. Jiang and K. Wang, *J. Energy Inst.*, 2020, **93**, 1642–1650.
- 136 B. R. Caes and R. T. Raines, *ChemSusChem*, 2011, **4**, 353–356.
- 137 K. Wang, J. Ye, M. Zhou, P. Liu, X. Liang, J. Xu and J. Jiang, *Cellulose*, 2017, **24**, 1383–1394.
- 138 L. Ricciardi, W. Verboom, J.-P. Lange and J. Huskens, *Green Chem.*, 2021, **23**, 8079–8088.
- 139 S. Ravi, Y. Choi and J. K. Choe, *Appl. Catal., B*, 2020, **271**, 118942.
- 140 Q. Guo, L. Ren, S. M. Alhassan and M. Tsapatsis, *Chem. Commun.*, 2019, **55**, 14942–14945.
- 141 J. Jeong, C. A. Antonyraj, S. Shin, S. Kim, B. Kim, K.-Y. Lee and J. K. Cho, *J. Ind. Eng. Chem.*, 2013, **19**, 1106–1111.
- 142 T. Yang, W. Li, M. Su, Y. Liu and M. Liu, *New J. Chem.*, 2020, **44**, 7968–7975.
- 143 L. Ji, P. Li, F. Lei, X. Song, J. Jiang and K. Wang, *Energies*, 2020, **13**, 5294.
- 144 Z. Wu, F. Wang, L. Hu, Y. Jiang, X. Wang and J. Xu, *J. Chem. Technol. Biotechnol.*, 2021, **96**, 971–979.
- 145 Z. Chen and C. Wan, *Bioresour. Technol. Rep.*, 2019, **8**, 100318.
- 146 Q. Wang, X. Zhuang, W. Wang, X. Tan, Q. Yu, W. Qi and Z. Yuan, *Chem. Eng. J.*, 2018, **334**, 698–706.
- 147 A. H. Motagamwala, K. Huang, C. T. Maravelias and J. A. Dumesic, *Energy Environ. Sci.*, 2019, **12**, 2212–2222.
- 148 L. Wang, H. Guo, Q. Xie, J. Wang, B. Hou, L. Jia, J. Cui and D. Li, *Appl. Catal., A*, 2019, **572**, 51–60.
- 149 H. Kim, S. Yang and D. H. Kim, *Environ. Res.*, 2020, **187**, 1–7.
- 150 Y. Zhao, H. Xu, K. Wang, K. Lu, Y. Qu, L. Zhu and S. Wang, *Sustainable Energy Fuels*, 2019, **3**, 3208–3218.
- 151 K. Sun, Y. Shao, P. Liu, L. Zhang, G. Gao, D. Dong, S. Zhang, G. Hu, L. Xu and X. Hu, *Fuel*, 2021, **300**, 120199.
- 152 R. Li, Q. Lin, Y. Wang, W. Yang, X. Liu, W. Li, X. Wang, X. Wang, C. Liu and J. Ren, *Appl. Catal., B*, 2021, **286**, 119862.
- 153 M. Saha, P. Bernstein Saynik, A. Borah, R. S. Malani, P. Arya, Shivangi and V. S. Moholkar, *Bioresour. Technol. Rep.*, 2019, **5**, 206–211.
- 154 A. Ghosh, R. C. Brown and X. Bai, *Green Chem.*, 2016, **18**, 1023–1031.
- 155 H. Chang, I. Bajaj, G. W. Huber, C. T. Maravelias and J. A. Dumesic, *Green Chem.*, 2020, **22**, 5285–5295.
- 156 H. Chang, I. Bajaj, A. H. Motagamwala, A. Somasundaram, G. W. Huber, C. T. Maravelias and J. A. Dumesic, *Green Chem.*, 2021, **23**, 3277–3288.
- 157 H. Rasmussen, H. R. Sørensen and A. S. Meyer, *Carbohydr. Res.*, 2014, **385**, 45–57.
- 158 S. Feng, C. Bagia and G. Mpourmpakis, *J. Phys. Chem. A*, 2013, **117**, 5211–5219.
- 159 I. M. Kolthoff, *Anal. Chem.*, 1974, **46**, 1992–2003.
- 160 W. C. Barrette Jr, H. W. Johnson Jr and D. T. Sawyer, *Anal. Chem.*, 1984, **56**, 1898–1902.
- 161 A. Jarczewski and C. D. Hubbard, *J. Mol. Struct.*, 2003, **649**, 287–307.
- 162 S. Kong, I. G. Shenderovich and M. V. Vener, *J. Phys. Chem. A*, 2010, **114**, 2393–2399.
- 163 A. K. Chew and R. C. Van Lehn, *Front. Chem.*, 2019, **7**, 439.



- 164 S. Koujout and D. R. Brown, *Catal. Lett.*, 2004, **98**, 195–202.
- 165 A. K. Chew, T. W. Walker, Z. Shen, B. Demir, L. Witteman, J. Euclide, G. W. Huber, J. A. Dumesic and R. C. Van Lehn, *ACS Catal.*, 2020, **10**, 1679–1691.
- 166 T. W. Walker, A. K. Chew, R. C. Van Lehn, J. A. Dumesic and G. W. Huber, *Top. Catal.*, 2020, **63**, 649–663.
- 167 I. M. Kolthoff and K. Chantooni Jr, *J. Am. Chem. Soc.*, 1968, **90**, 3320–3326.
- 168 X. Li, Y. Chen and J. Nielsen, *Curr. Opin. Biotechnol.*, 2019, **57**, 56–65.
- 169 S. Ramaswamy, H. J. Huang and B. V. Ramarao, *Separation and Purification Technologies in Biorefineries*, John Wiley & Sons, Hoboken, New Jersey, 2013, pp. 233–258.
- 170 J.-P. Lange, *ChemSusChem*, 2017, **10**, 245–252.
- 171 J.-P. Lange, *Nat. Catal.*, 2021, **4**, 186–192.
- 172 F. Gao, R. Bai, F. Ferlin, L. Vaccaro, M. Li and Y. Gu, *Green Chem.*, 2020, **22**, 6240–6257.
- 173 D. L. Head and C. G. McCarty, *Tetrahedron*, 1973, **16**, 1405–1408.
- 174 B. F. M. Kuster, *Starch*, 1900, **42**, 314–321.
- 175 J. Sherwood, M. De Bruyn, A. Constantinou, L. Moity, C. R. McElroy, T. J. Farmer, T. Duncan, W. Raverty, A. J. Hunt and J. H. Clark, *Chem. Commun.*, 2014, **50**, 9650–9652.
- 176 J. E. Camp, *ChemSusChem*, 2018, **11**, 3048–3055.
- 177 A. O. Komarova, G. R. Dick and J. S. Luterbacher, *Green Chem.*, 2021, **23**, 4790–4799.
- 178 L. Mistry, K. Mapesa, T. W. Bousfield and J. E. Camp, *Green Chem.*, 2017, **19**, 2123–2128.
- 179 X. Meng, Y. Pu, M. Li and A. J. Ragauskas, *Green Chem.*, 2020, **22**, 2862–2872.
- 180 F. Cao, T. J. Schwartz, D. J. McClelland, S. H. Krishna, J. A. Dumesic and G. W. Huber, *Energy Environ. Sci.*, 2015, **8**, 1808–1815.
- 181 G. J. Griffin and L. Shu, *J. Chem. Technol. Biotechnol.*, 2004, **79**, 505–511.
- 182 N. Sánchez-Bastardo, I. Delidovich and E. Alonso, *ACS Sustainable Chem. Eng.*, 2018, **6**, 11930–11938.
- 183 S. S. Gori, M. V. Ramakrishnam Raju, D. A. Fonseca, J. Satyavolu, C. T. Burns and M. H. Nantz, *ACS Sustainable Chem. Eng.*, 2015, **3**, 2452–2457.
- 184 L. Ricciardi, W. Verboom, J.-P. Lange and J. Huskens, *ACS Sustainable Chem. Eng.*, 2021, **9**, 6632–6638.

