

Production of light nuclei and anti-nuclei in pp and Pb-Pb collisions at energies available at the CERN Large Hadron Collider

J. Adam *et al.**
(ALICE Collaboration)

(Received 11 August 2015; revised manuscript received 19 January 2016; published 29 February 2016)

The production of (anti-)deuteron and (anti-) ^3He nuclei in Pb-Pb collisions at $\sqrt{s_{\text{NN}}} = 2.76$ TeV has been studied using the ALICE detector at the LHC. The spectra exhibit a significant hardening with increasing centrality. Combined blast-wave fits of several particles support the interpretation that this behavior is caused by an increase of radial flow. The integrated particle yields are discussed in the context of coalescence and thermal-statistical model expectations. The particle ratios, $^3\text{He}/d$ and $^3\text{He}/p$, in Pb-Pb collisions are found to be in agreement with a common chemical freeze-out temperature of $T_{\text{chem}} \approx 156$ MeV. These ratios do not vary with centrality which is in agreement with the thermal-statistical model. In a coalescence approach, it excludes models in which nucleus production is proportional to the particle multiplicity and favors those in which it is proportional to the particle density instead. In addition, the observation of 31 anti-tritons in Pb-Pb collisions is reported. For comparison, the deuteron spectrum in pp collisions at $\sqrt{s} = 7$ TeV is also presented. While the p/π ratio is similar in pp and Pb-Pb collisions, the d/p ratio in pp collisions is found to be lower by a factor of 2.2 than in Pb-Pb collisions.

DOI: [10.1103/PhysRevC.93.024917](https://doi.org/10.1103/PhysRevC.93.024917)

I. INTRODUCTION

Collisions of ultrarelativistic ions create suitable conditions for producing light (anti-)nuclei, because a high energy density is reached over a large volume. Under these conditions, hot and dense matter, which contains approximately equal numbers of quarks and anti-quarks at midrapidity, is produced for a short duration (a few 10^{-23} s). The system cools down and undergoes a transition to a hadron gas. While the hadronic yields are fixed at the moment when the rate of inelastic collisions becomes negligible (chemical freeze-out), the transverse momentum distributions continue to change until also elastic interactions cease (kinetic freeze-out).

The formation of (anti-)nuclei is very sensitive to the chemical freeze-out conditions as well as to the dynamics of the emitting source. The production scenarios are typically discussed within two approaches: (i) The thermal-statistical approach has been very successful not only in describing the integrated yield of the hadrons but also of composite nuclei [1–3]. In this picture, the chemical freeze-out temperature T_{chem} (predicted around 160 MeV) acts as the key parameter. The strong sensitivity of the abundance of nuclei to the choice of T_{chem} is caused by their large mass m and the exponential dependence of the yield on the temperature given by $\exp(-m/T_{\text{chem}})$. (ii) In the coalescence model, nuclei are formed by protons and neutrons which are nearby in phase space and exhibit similar velocities [4,5]. A quantitative description of this process is typically based on the coalescence

parameter B_A and has been applied to many collision systems at various energies [6–13]. The binding energy of light nuclei is very small (around few MeV), so they can hardly remain intact during hadronic interactions, even if only quasi-elastic scattering during the hadronic phase with temperatures between 100 MeV and 170 MeV is considered. When produced thermally at chemical freeze-out, they might break apart and be created again by final-state coalescence [14]. It turns out that both the thermal approach and the coalescence mechanism give very similar predictions [15].

The production of light nuclei has attracted attention already at lower incident energies in heavy-ion collisions at the AGS, SPS, and RHIC [16–18]. A study of the dependence on $\sqrt{s_{\text{NN}}}$ is of particular interest, because different production mechanisms might dominate at various energies, e.g., a formation via spectator fragmentation at lower energies or via coalescence/thermal mechanisms at higher ones. In all cases, an exponential drop in the yield was found with increasing mass of the nuclei [19,20]. At RHIC and now at the LHC, matter with a high content of strange and of anti-quarks is created in heavy-ion collisions. This has led to the first observation of anti-alphas [21] and of anti-hypertritons [22]. Their yields at LHC energies were predicted based on thermal model estimates in Refs. [1,2].

In this paper, a detailed study of light (anti-)nuclei produced in the midrapidity region in Pb-Pb collisions at $\sqrt{s_{\text{NN}}} = 2.76$ TeV and a comparison with deuteron production in pp collisions at $\sqrt{s} = 7$ TeV using A Large Ion Collider Experiment (ALICE) [23] is presented. The paper is organized as follows: In Sec. II, details of the analysis technique used to extract raw yields, acceptance and efficiency corrections of (anti-)deuterons and (anti-) ^3He are presented. The results are given in Sec. III which starts with a comparison of the production of nuclei and anti-nuclei along with studies related to the hadronic interaction of anti-nuclei with the detector material. Then, the transverse momentum spectra,

*Full author list given at the end of the article.

p_T -integrated yields, and average transverse momenta are shown. The observation of (anti-)tritons is also discussed in this section. In Sec. IV, the results are discussed along with a description using a blast-wave approach, and are compared with expectations from the thermal-statistical and coalescence models. The measurement of (anti-)alphas and (anti-)hypertritons will be shown in subsequent publications.

II. EXPERIMENT AND DATA ANALYSIS

A. The ALICE detector

The results presented in this paper are obtained from the data collected by the ALICE experiment at the LHC. Its performance and the description of its various subsystems are discussed in detail in Refs. [23,24]. The ALICE detector has excellent particle identification capabilities. The main detectors used in this analysis are the time projection chamber (TPC) [25], the time-of-flight detector (TOF) [26], and the inner tracking system (ITS) [27]. All detectors are positioned in a solenoidal magnetic field of $B = 0.5$ T. As the main tracking device, the TPC provides full azimuthal acceptance for tracks in the pseudorapidity region $|\eta| < 0.8$. In addition, it provides particle identification via the measurement of the specific energy loss dE/dx . It allows the identification of (anti-) ^3He over the entire momentum range under study and the measurement is only limited by the available statistics. The velocity information from the TOF detector is in addition used to identify deuterons with transverse momenta (p_T) above 1.4 GeV/ c and (anti-)tritons in the transverse momentum range of 0.6 GeV/ $c < p_T < 1.6$ GeV/ c . The detector provides a similar acceptance as the TPC and its total time resolution for tracks from Pb-Pb collisions corresponds to about 80 ps which is determined by the intrinsic time resolution of the detector and the accuracy of the start time measurement. By a combined analysis of TPC and TOF data, deuterons are identified up to 4.5 GeV/ c in Pb-Pb collisions. In the case of pp collisions, the less precisely determined start time leads to a time resolution of about 120 ps and the identification is limited to about 3 GeV/ c . The precise space-point resolution in the six silicon layers of the ITS allows a precise separation of primary and secondary particles in the high track density region close to the primary vertex.

B. Event and track selection

For this analysis, the data collected in the year 2010 are used. In total, the data sample consists of nearly 14 million Pb-Pb collisions at $\sqrt{s_{\text{NN}}} = 2.76$ TeV and 380 million minimum-bias triggered events for pp collisions at $\sqrt{s} = 7$ TeV after offline event selection.

A pair of forward scintillator hodoscopes, the V0 detectors ($2.8 < \eta < 5.1$ and $-3.7 < \eta < -1.7$), measured the arrival time of particles with a resolution of 1 ns and were used for triggering purposes and for centrality determination of Pb-Pb collisions. In pp collisions, the data were collected using a minimum-bias trigger requiring at least one hit in either of the V0 detectors or in the two innermost layers of the ITS (silicon pixel detector, SPD). The trigger condition during the Pb-Pb data taking was changed with time to cope with the

increasing luminosity delivered by the LHC. It was restricted offline to a homogeneous condition, requiring at least two hits in the SPD and one hit in either of the V0 detectors. This condition was shown to be fully efficient for the 90% most central events [28]. A signal in the V0 was required to lie in a narrow time window (≈ 30 ns) around the nominal collision time in order to reject any contamination from beam-induced background. Only events with a reconstructed primary vertex position in the fiducial region $|V_z| < 10$ cm were considered in the analysis. The V0 amplitude distribution was also used to determine the centrality of the heavy-ion collisions. It was fitted with a Glauber Monte Carlo model to compute the fraction of the hadronic cross section corresponding to a given range of V0 amplitude. Based on those studies, the data were divided in several centrality percentiles, selecting on signal amplitudes measured in the V0 [28]. The contamination from electromagnetic processes has been found to be negligible for the 80% most central events.

In this analysis, the production of primary deuterons and ^3He nuclei as well as their respective anti-particles are measured at midrapidity. In order to provide optimal particle identification by reducing the difference between transverse and total momentum, the spectra are provided within a rapidity window of $|y| < 0.5$. In addition, only those tracks in the full tracking acceptance of $|\eta| < 0.8$ are selected. The extrapolation of the yield at low momenta, where the acceptance does not cover the full $|y| < 0.5$ region, is done by assuming a flat distribution in y and by determining $d\eta/dy$ for each p_T interval. Primary particles are defined as prompt particles produced in the collision including all decay products, except products from weak decays of light flavor hadrons and of muons. In order to select primary tracks of suitable quality, various track selection cuts are applied. At least 70 clusters in the TPC and two points in the ITS (out of which at least one in the SPD) are required. These selections guarantee a track momentum resolution of 2% in the relevant p_T range and a dE/dx resolution of about 6%, as well as a determination of the distance of closest approach to the primary vertex in the plane perpendicular (DCA_{xy}) and parallel (DCA_z) to the beam axis with a resolution of better than 300 μm in the transverse direction [24]. Furthermore, it is required that the χ^2 per TPC cluster is less than 4 and tracks of weak-decay products are rejected as they cannot originate from the tracks of primary nuclei.

C. Particle identification

Particle identification is mainly performed using the TPC [25]. It is based on the measurement of the specific ionization energy deposit (dE/dx) of charged particles. Figure 1 shows the dE/dx versus rigidity (momentum/charge, p/z) of TPC tracks for pp collisions at $\sqrt{s} = 7$ TeV (top panel) and for Pb-Pb collisions at $\sqrt{s_{\text{NN}}} = 2.76$ TeV (bottom panel). Nuclei and anti-nuclei like (anti-)deuterons, (anti-)tritons, and (anti-) ^3He are clearly identified over a wide range of momenta. The solid curves represent a parametrization of the Bethe-Bloch function for the different particle species. In practice, it is required that the measured energy-loss signal of a track lies in a 3σ window around the expected value for a given mass hypothesis. While

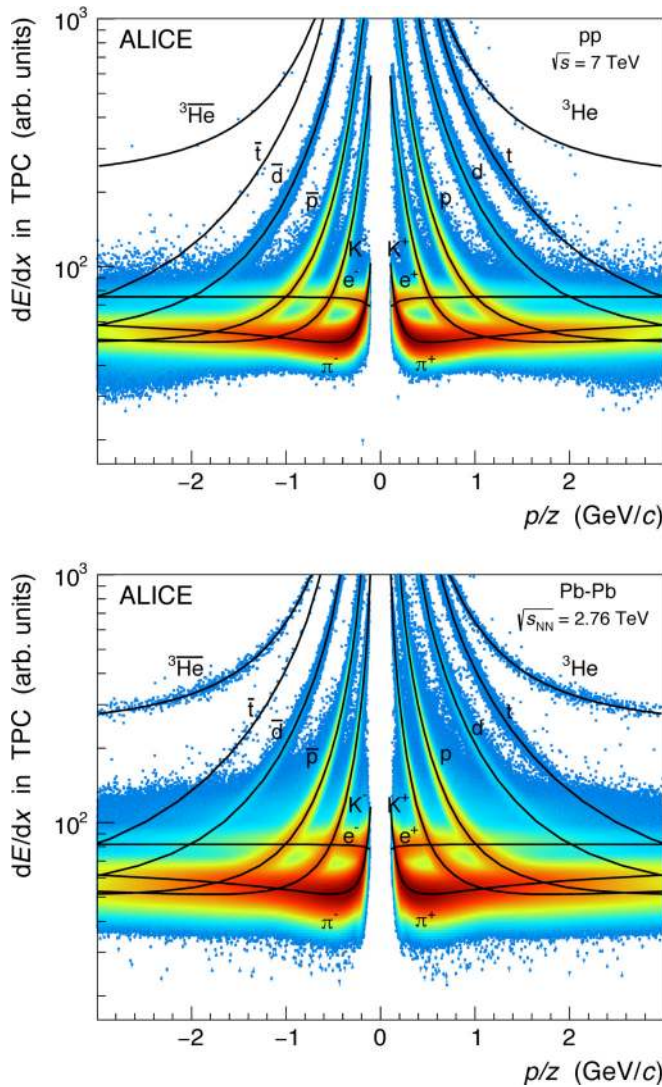


FIG. 1. Specific energy loss (dE/dx) vs rigidity (momentum/charge) for TPC tracks from pp collisions at $\sqrt{s} = 7$ TeV (top panel) and from 0 to 80% most central Pb-Pb collisions at $\sqrt{s_{NN}} = 2.76$ TeV (bottom panel). The solid lines represent a parametrization of the Bethe-Bloch curve.

this method provides a pure sample of ${}^3\text{He}$ nuclei in the p_T range between 2 and 7 GeV/c, it is limited to about $p_T < 1.4$ GeV/c for deuterons.

In order to extend the p_T reach of the deuteron measurement, the TOF system is used above this momentum in addition. Based on the measured flight time t , the mass m of a particle can be calculated as

$$m^2 = \frac{p^2}{c^2} \left(\frac{c^2 t^2}{L^2} - 1 \right), \quad (1)$$

where the total momentum p and the track length L are determined with the tracking detectors. Figure 2 shows the obtained Δm^2 distribution, where the deuteron mass square (m_d^2) was subtracted, for a p_T bin between 2.6 and 2.8 GeV/c. For each p_T bin, the Δm^2 distribution is fitted with a Gaussian function with an exponential tail for the signal. Since the

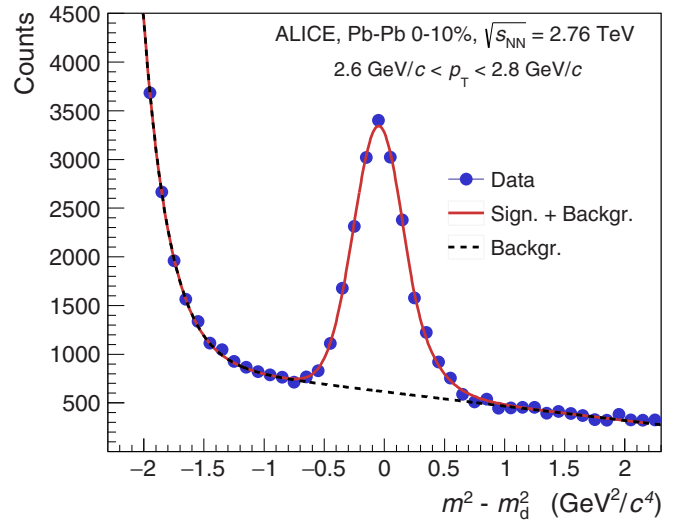


FIG. 2. Distribution of $(m^2 - m_d^2)$ measured with the TOF detector for tracks with $2.6 \text{ GeV}/c < p_T < 2.8 \text{ GeV}/c$ from central Pb-Pb collisions showing the peak corresponding to the deuteron mass m_d and the background from mismatched tracks (black dotted line) which is subtracted to obtain the raw yields (see text for details).

background mainly originates from two components, namely wrong associations of a track with a TOF cluster and the non-Gaussian tail of lower mass particles, it is described with a first order polynomial to which an exponential function is added. The same procedure for signal extraction and background subtraction is applied in the analysis of pp collisions.

D. Background rejection

Particles produced in the collisions might interact with the detector material and the beam pipe which leads to the production of secondary particles. The probability of anti-nucleus production from the interaction of primary particles with detector material is negligible, whereas the sample of nuclei may include primary as well as secondary particles originating from the material. This contamination is exponentially decreasing with increasing momentum. In addition, it is about five times larger in central compared to peripheral Pb-Pb or pp events because of the higher probability of a fake ITS hit assignment to secondary tracks. Most of the secondary particles from material have a large DCA and hence this information is used to correct for the contamination. Figure 3 shows the DCA_{xy} distribution for deuterons (left panel) and anti-deuterons (right panel) for Pb-Pb collisions at $\sqrt{s_{NN}} = 2.76$ TeV. The distributions are shown for two different $|DCA_z|$ cuts. As can be seen from the figure, a strict $|DCA_z|$ cut of 1.0 cm cuts a large fraction of background for nuclei, but does not change the distribution for anti-nuclei. At sufficiently high momenta (above 1.4 GeV/c for deuterons and above 2 GeV/c for ${}^3\text{He}$), the secondary and knock-out contamination caused by material is in this way reduced to a negligible level and the raw yield can be directly extracted. In order to extend the measurement of deuterons to lower momenta in Pb-Pb collisions, the DCA_{xy} distribution for deuterons in each transverse momentum (p_T) interval was

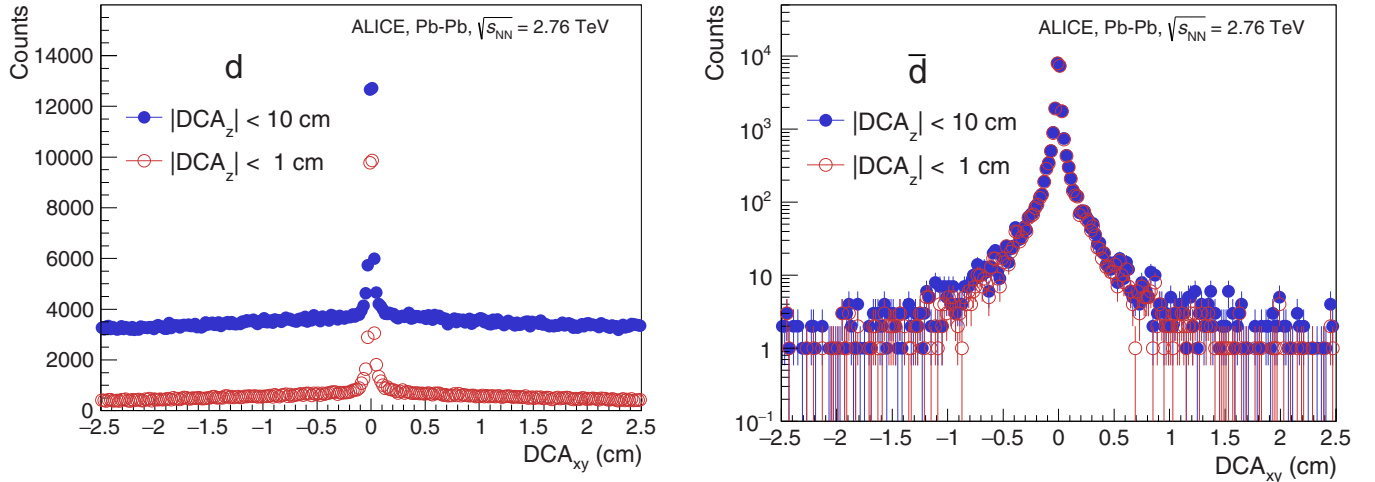


FIG. 3. Distribution of DCA_{xy} for deuterons (left) and anti-deuterons (right) in the transverse momentum range $0.7 \text{ GeV}/c < p_T < 1.4 \text{ GeV}/c$ for 0–80% most central Pb-Pb collisions at $\sqrt{s_{NN}} = 2.76 \text{ TeV}$ demonstrating the influence of cuts in DCA_z on d and \bar{d} .

fitted with the expected shapes (called “templates” in the following) as extracted from Monte Carlo events. Figure 4 shows a typical example of this procedure for tracks with transverse momentum range $0.9 \text{ GeV}/c < p_T < 1.0 \text{ GeV}/c$. One template for primary particles and one template for secondary particles from material are used. The characteristic shape of the template used for knock-out nuclei from material with its flat behavior at large DCA_{xy} allows a precise distinction between the two contributions. The significant peak at small $|DCA_{xy}|$ is caused by those knock-out nuclei to which a cluster in one of the SPD layers is wrongly associated. The obtained fraction of primary particles is then used to calculate the raw yield in the corresponding p_T bin. The same technique is applied for background rejection and raw yield extraction of deuterons for pp collisions at $\sqrt{s} = 7 \text{ TeV}$.

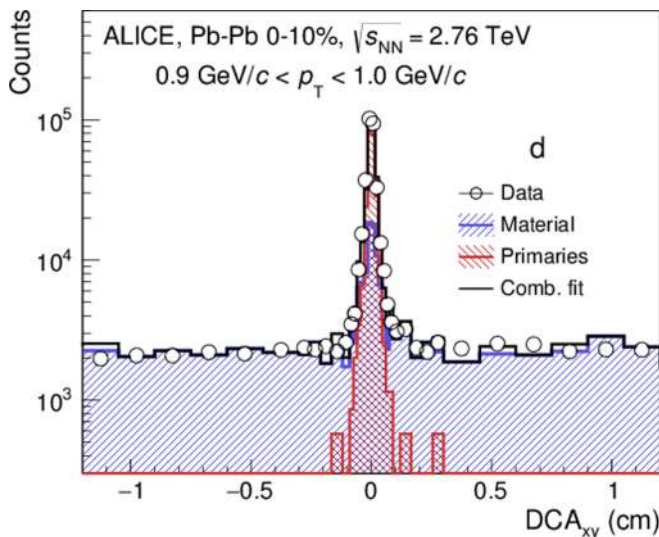


FIG. 4. Distribution of DCA_{xy} of identified deuterons in the transverse momentum range $0.9 \text{ GeV}/c < p_T < 1.0 \text{ GeV}/c$ for central Pb-Pb collisions ($\sqrt{s_{NN}} = 2.76 \text{ TeV}$) along with the Monte Carlo templates which are fitted to the data (see text for details).

E. Efficiency and acceptance

The final p_T spectra of nuclei are obtained by correcting the raw spectra for tracking efficiency and acceptance based on Monte Carlo (MC) generated events. Standard event generators, such as PYTHIA [29], PHOJET [30], or HIJING [31], do not include the production of (anti-)nuclei other than (anti-)protons and (anti-)neutrons. Therefore, nuclei are explicitly injected into underlying PYTHIA (in the case of pp) and HIJING (in the case of Pb-Pb) events with a flat momentum distribution. In the next step, the particles are propagated through the ALICE detector geometry with the GEANT3 transport code [32]. GEANT3 includes a basic description of the interaction of nuclei with the detector, however, this description is imperfect due to the limited data available on collisions of light nuclei with heavier materials. Due to the unknown interaction of anti-nuclei with material, these processes are not included for anti-nuclei heavier than anti-protons. In order to account for these effects, a full detector simulation with GEANT4 as a transport code [33,34] was used. Following the approach described in Ref. [35], the correction for interaction of (anti-)nuclei with the detector material from GEANT3 was scaled to match the expected values from GEANT4. An alternative implementation to correct for this effect and the relevant uncertainties related to these corrections is discussed in Sec. III A. The acceptance \times efficiency is then obtained as the ratio of the number of particles detected by the detector to the number of generated particles within the relevant phase space.

Figure 5 shows the acceptance \times efficiency for deuterons (left) and ^3He (middle) as a function of p_T for Pb-Pb collisions at $\sqrt{s_{NN}} = 2.76 \text{ TeV}$. In both cases, the rapid rise of the efficiency at low p_T is determined by energy loss and multiple scattering processes of the incident particle with the detector material. The values reach a maximum when the energy loss becomes smaller and when the track curvature is still sufficiently large so that a track can cross the dead area between two TPC readout chambers in a relatively small distance such that the two track parts can still be connected.

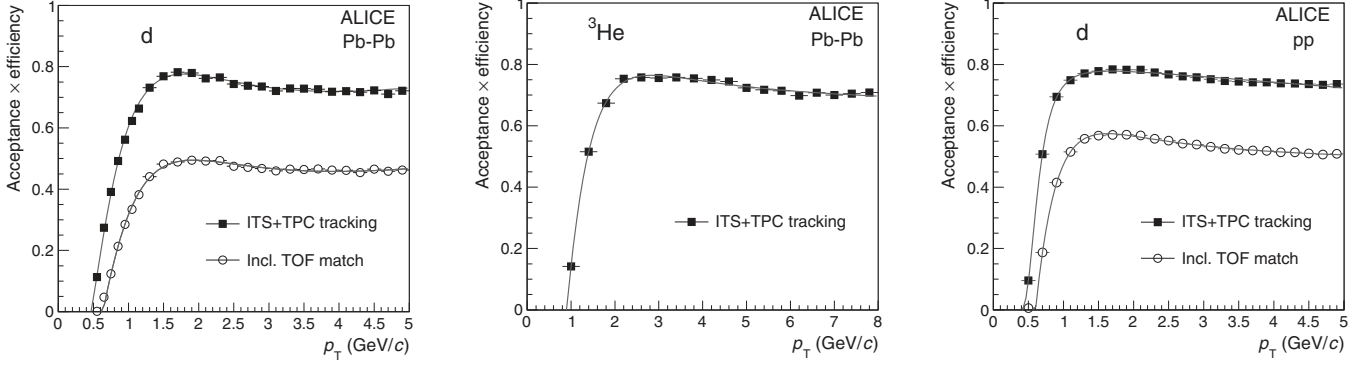


FIG. 5. Acceptance \times efficiency as a function of transverse momentum (p_T) for deuterons (left) and for ${}^3\text{He}$ (middle) in Pb-Pb collisions at $\sqrt{s_{NN}} = 2.76$ TeV, as well as for deuterons in pp collisions at $\sqrt{s} = 7$ TeV (right panel). The curves represent a fit with the function presented in Eq. (2) (see text for details).

For straighter tracks at higher p_T which cross the insensitive region between two chambers this distance is larger and the connection becomes more difficult. Thus a slight reduction of the efficiency is observed until a saturation value is reached. The figure also shows the lower efficiency values (open points) when in addition a deuteron track is matched to a hit in the TOF detector. The drop is mainly caused by the energy loss and multiple scattering in the material between the TPC and the TOF, by the TOF dead zones corresponding to other detectors or structures, and by the number of active TOF channels. The curves represent fits with the empirical functional form

$$f(p_T) = a_0 e^{(-a_1/p_T)^2} + a_3 p_T. \quad (2)$$

Here, a_0 , a_1 , a_2 , and a_3 are free parameters. Correcting the raw spectra with either the fit function or the actual histogram is found to result in negligible differences with respect to the total systematic error.

Figure 5 (right) also shows acceptance \times efficiency for the deuterons as a function of p_T for pp collisions at $\sqrt{s} = 7$ TeV. The curve is a fit using the same functional form as used for the Pb-Pb collisions discussed above. The efficiency has a similar p_T dependence as the one for Pb-Pb collisions at $\sqrt{s_{NN}} = 2.76$ TeV. The observed differences are due to variations in the number of active detector components, mainly in the SPD, for the two data sets.

F. Momentum correction

Low-momentum particles lose a considerable amount of energy while traversing the detector material. The track reconstruction algorithm takes into account the Coulomb scattering and energy loss, assuming the pion mass for each particle. Therefore, a track-by-track correction for the energy loss of heavier particles (d/\bar{d} and ${}^3\text{He}/{}^3\bar{\text{He}}$) is needed. This correction is obtained from MC simulations, in which the difference of the reconstructed and the generated transverse momentum is studied on a track-by-track basis. Figure 6 shows the average p_T difference as a function of the reconstructed track momentum (p_T^{Rec}) for deuterons and ${}^3\text{He}$. The lines

represent the empirical function

$$f(p_T) = A + B \left(1 + \frac{C}{p_T^2}\right)^D, \quad (3)$$

where the free parameters A , B , C , and D are extracted from a fit. It can be seen that the correction becomes largest for the heaviest particles at low momenta. This reflects the typical $1/\beta^2$ behavior of the energy loss. The difference in transverse momentum is corrected on a track-by-track basis in the analysis. This energy loss correction has been applied both for pp and for Pb-Pb collisions. The same correction in rapidity has also been studied and found to result in negligible changes in the final spectra.

G. Systematic uncertainties

Individual contributions to the systematic error of the measurement are summarized in Table I and are discussed

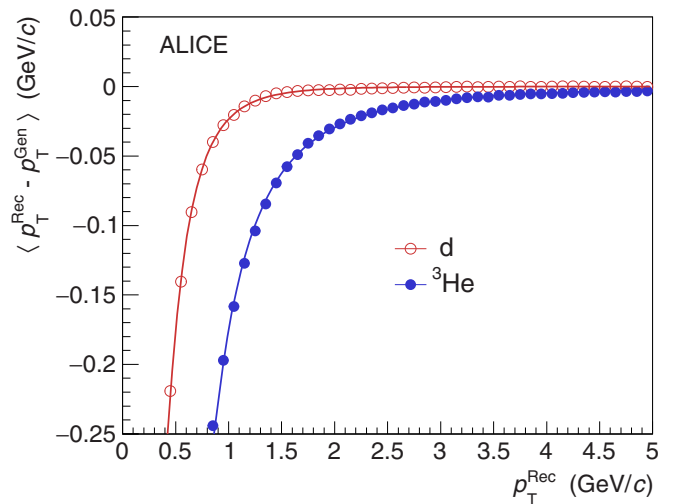


FIG. 6. The average difference between the reconstructed and the generated p_T is plotted as a function of the reconstructed p_T for simulated deuterons and ${}^3\text{He}$ for Pb-Pb collisions at $\sqrt{s_{NN}} = 2.76$ TeV. The lines represent a fit with the functional form as shown in Eq. (3) (see text for details).

TABLE I. Summary of the main contributions to the systematic uncertainties. See text for details.

Source	<i>d</i>		³ He	
	0.7 GeV/ <i>c</i>	4 GeV/ <i>c</i>	2 GeV/ <i>c</i>	8 GeV/ <i>c</i>
PID	1%	5%	1%	1%
Tracking and matching	6%	4%	6%	4%
Secondaries material	20%	1%	20%	1%
Secondaries weak decay	negl.		5%	
Material budget	5%	1%	3%	1%
Hadronic interaction	6%		6%	

in detail in the following. The systematic uncertainty related to the identification of the nuclei is smaller in the p_T region in which the energy loss in the TPC provides a clear separation compared to those in which the identification is mainly based on the TOF information. The error is of the order of 1% for deuterons at low momenta and for the full p_T range studied for ³He nuclei. In the TOF part ($p_T > 1.4$ GeV/*c*) of the deuteron spectrum, the error is considerably larger due to the presence of background and has been estimated as 5% on the basis of different signal extraction methods: the raw yields obtained from the signal fit and from bin counting are compared. The estimates of the uncertainties related to the tracking and matching are based on a variation of the track cuts and are found to be less than 4% and independent of the particle species. In addition to this, a variation in the momentum correction leads to differences of similar magnitude at lower momenta and are added in quadrature.

Contamination from secondaries originating from interactions of primary particles with the detector material dominates the systematic error at low transverse momenta, but it decreases exponentially towards higher momenta. These uncertainties are estimated by a variation of the fit range and templates. Their values amount to about 20% in the lowest p_T bin for deuterons and for ³He in most central events. For all other centralities and transverse momentum regions, it is significantly lower. Feed down from weakly decaying hyper-nuclei is negligible for deuterons. The only relevant decay of the hyper-triton, ${}^3_{\Lambda}\text{H} \rightarrow \text{d} + \text{p} + \pi^-$, results in a negligible contamination, because of the roughly 700 times smaller production cross section of the hyper-triton with respect to the deuteron [1,2]. On the other hand, the decay ${}^3_{\Lambda}\text{H} \rightarrow {}^3\text{He} + \pi^-$ contaminates the ³He spectrum as these particles are produced with similar abundance. This background is conceptually similar to the feed down of Λ decays into the proton spectrum [36] though the relevant branching ratio in the case of ${}^3_{\Lambda}\text{H}$ (25%) [37] is assumed to be considerably lower than in the case of Λ (64%). A detailed MC study shows that only about 4–8% of all ${}^3_{\Lambda}\text{H}$ decaying into ³He pass the track selection criteria of primary ³He. Therefore, the remaining contamination has not been subtracted and the uncertainty related to it was further investigated by a variation of the DCA_{xy} cut in data and a final error of about 5% is assigned. Uncertainties in the material budget have been studied by simulating events varying the amount of material by $\pm 10\%$. This leads to variations in the efficiency of about 5% in the lowest p_T bins. The hadronic

interaction of nuclei with the detector material gives rise to an additional uncertainty of about 6% for deuteron and for ³He. The material between TPC and TOF needs to be considered only for the deuteron spectrum above $p_T > 1.4$ GeV/*c* and increases the uncertainty by additional 7%. The corresponding corrections for anti-nuclei are significantly larger and less precisely determined because of the missing knowledge of the relevant elastic and inelastic cross sections. Details of the systematics originating from differences between the available models are discussed in the next section.

In general, the individual contributions to the systematic error do not show a significant dependence on the event multiplicity. The only exception is given by the uncertainty of the correction for secondaries from material, which changes from about 20% in central to about 4% in peripheral Pb-Pb or pp collisions, respectively. All other contributions are found to be independent of event multiplicity.

III. RESULTS

A. Anti-particle to particle ratios and hadronic interaction of anti-nuclei

For a measurement of particle to anti-particle ratios, the correction of the hadronic interaction of the emitted particles with the detector material has to be precisely known. The relevant cross sections are only poorly measured for anti-nuclei heavier than $\bar{\text{p}}$. The only available data for anti-deuterons from the U-70 Serpukhov accelerator [38,39] are measured at relatively high momenta ($p = 13.3$ GeV/*c* and $p = 25.0$ GeV/*c*) and provide only a rough constraint. Two approaches are considered to model the correction for hadronic interaction. First, the anti-nuclei cross sections are approximated in a simplified empirical model by a combination of the anti-proton ($\sigma_{\bar{\text{p}},A}$) and anti-neutron ($\sigma_{\bar{\text{n}},A}$) cross sections. Following the approach presented in Ref. [40], the cross section $\sigma_{\bar{\text{d}},A}$ for an anti-deuteron on a target material with mass number *A* is then, e.g., given by

$$\sigma_{\bar{\text{d}},A} = (\sigma_{\bar{\text{p}},A}^{3/2} + \sigma_{\bar{\text{n}},A}^{3/2})^{2/3} K(A), \quad (4)$$

where the scaling factor $K(A)$ is determined from the same procedure applied to the measured inelastic cross sections of nuclei and protons. Details of the method can be found in Ref. [40]. This approach is implemented as a modification to GEANT3. However, it does not account for elastic scattering processes and is therefore only used for the estimation of the systematic uncertainty. Secondly, the anti-nucleus–nucleus cross sections are determined in a more sophisticated model with Glauber calculations based on the well-measured total and elastic $\text{p}\bar{\text{p}}$ cross section [34]. It is implemented in the GEANT4 software package [33].

The relevant correction factor for the anti-particle to particle ratio is given by the ratio of the efficiencies in which all effects cancel except of those related to the hadronic interaction with the detector material. The efficiency ratios for anti-deuterons and for ³He nuclei using the two models described above (modified GEANT3 and GEANT4) are shown in Fig. 7. The applied correction factors are parametrized with the same function which was used for a similar study in Ref. [35].

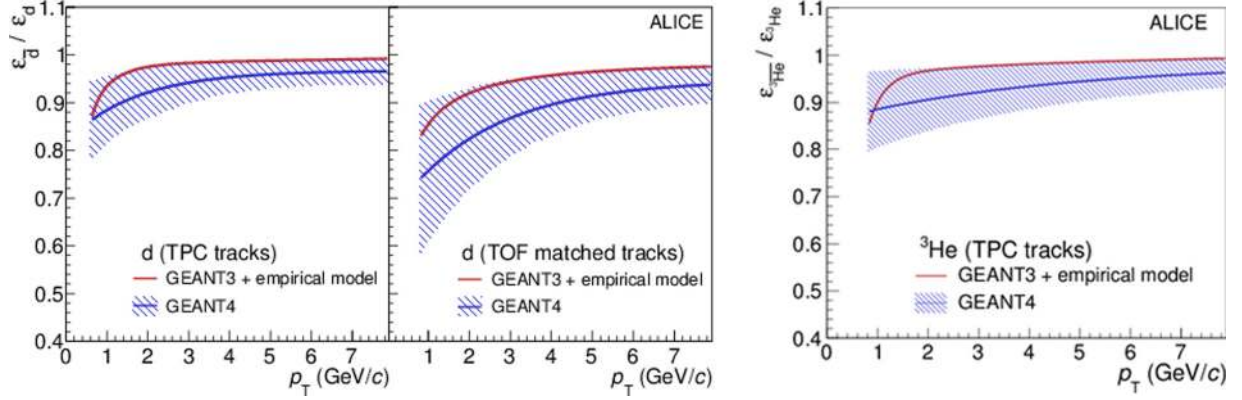


FIG. 7. Ratio of anti-particle to particle efficiency based on GEANT4 and a modified version of GEANT3 including an empirical model to describe the hadronic interaction of anti-nuclei for (anti-)deuterons (left) and for (anti-) ${}^3\text{He}$ (right). The estimate of the systematic uncertainty for the hadronic interaction based on the difference between the two models is indicated by the blue band.

The absorption correction is larger for tracks which are required to reach the TOF detector due to the additional material behind the TPC, mainly the support structure and the transition radiation detector (TRD). In the following, results corrected with GEANT4 are presented. Based on the discrepancy between the two models, an uncertainty of 60% of the difference between the efficiency for particles and anti-particles is assumed for the absorption correction. It is indicated by the blue band in Fig. 7.

Applying this model-based correction to the data leads to \bar{d}/d and ${}^3\bar{\text{He}}/{}^3\text{He}$ ratio shown in Fig. 8 for various centrality bins in Pb-Pb collisions. Both ratios are consistent with unity and exhibit a constant behavior as a function of p_T as well as of collision centrality. Since the same statements hold true for the \bar{p}/p ratios [41], these observations are in agreement with expectations from the thermal-statistical and coalescence models [2] which predict a ratio of $\bar{d}/d = (\bar{p}/p)^2$ and ${}^3\bar{\text{He}}/{}^3\text{He} = (\bar{p}/p)^3$. Table II show the anti-particle to particle ratios for various centrality classes in Pb-Pb collisions at $\sqrt{s_{\text{NN}}} = 2.76$ TeV.

Ongoing studies on the hadronic interaction of anti-nuclei in the material between the TPC and TOF will allow us to

TABLE II. Anti-particle to particle ratios for various centrality classes in Pb-Pb collisions at $\sqrt{s_{\text{NN}}} = 2.76$ TeV. The first error represents the statistical error and the second one is the systematic error. See text for details.

Anti-nuclei/nuclei	Centrality	Ratio
\bar{d}/d	0–10%	$0.98 \pm 0.01 \pm 0.13$
	10–20%	$0.99 \pm 0.01 \pm 0.13$
	20–40%	$1.01 \pm 0.01 \pm 0.14$
	40–60%	$1.02 \pm 0.01 \pm 0.16$
	60–80%	$1.02 \pm 0.02 \pm 0.16$
${}^3\bar{\text{He}}/{}^3\text{He}$	0–20%	$0.83 \pm 0.08 \pm 0.16$
	20–80%	$1.03 \pm 0.14 \pm 0.18$

constrain the uncertainties of the currently purely model based corrections and to replace them with data driven ones. As the spectra for nuclei and anti-nuclei are consistent within the

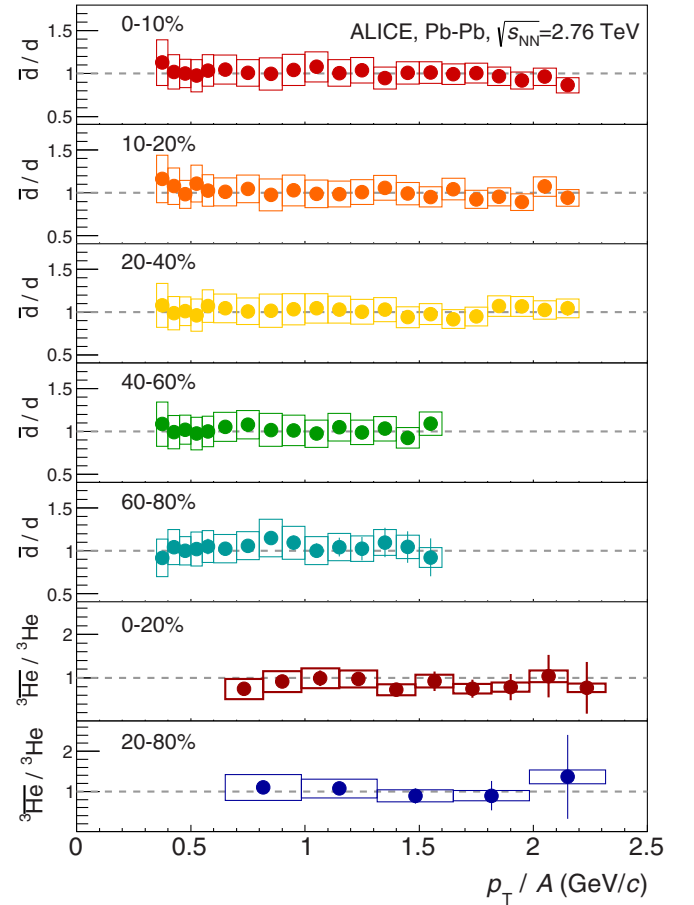


FIG. 8. Ratios of \bar{d} and d as well as of ${}^3\bar{\text{He}}$ and ${}^3\text{He}$ vs p_T per nucleon for various centrality classes in Pb-Pb collisions at $\sqrt{s_{\text{NN}}} = 2.76$ TeV. Boxes describe the systematic uncertainties, vertical lines the statistical ones.

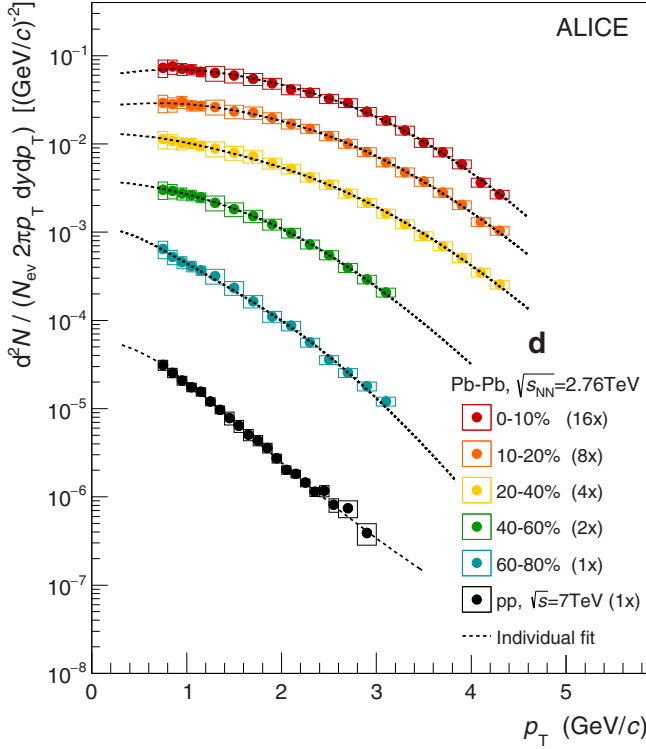


FIG. 9. Efficiency and acceptance corrected deuteron spectra for Pb-Pb collisions at $\sqrt{s_{NN}} = 2.76$ TeV in various centrality classes and for inelastic pp collisions at $\sqrt{s} = 7$ TeV. The dashed lines represent an individual fit with the BW function [Eq. (6)] in the case of Pb-Pb spectra and with the function presented in Eq. (5) in the case of the pp spectrum (see text for details). The boxes show systematic error and vertical lines show statistical error separately.

currently large uncertainties, only the spectra of nuclei are provided in the following.

B. Spectra of nuclei

The final spectra of deuterons obtained in Pb-Pb and pp collisions are shown in Fig. 9. The statistical and systematic errors are shown separately as vertical lines and boxes, respectively. In pp collisions, the spectrum is normalized to the number of all inelastic collisions (N_{INEL}) which includes a correction for trigger inefficiencies (see [42,43] for details). It is fitted with the following function [44–46] that has been used for lighter particles:

$$\frac{1}{2\pi p_T} \frac{d^2N}{dp_T dy} = \frac{dN}{dy} \frac{(n-1)(n-2)}{2\pi n C [nC + m_0(n-2)]} \left(1 + \frac{m_T - m_0}{nC}\right)^{-n} \quad (5)$$

with the fit parameters C , n , and the dN/dy . The parameter m_0 corresponds to the mass of the particle under study (deuteron) at rest and $m_T = \sqrt{m_0^2 + p_T^2}$ to the transverse mass. As in the case of lighter particles, the function is found to describe the deuteron p_T spectrum well in the measured range with a χ^2/ndf of 0.26. The fit function is used for the extrapolation

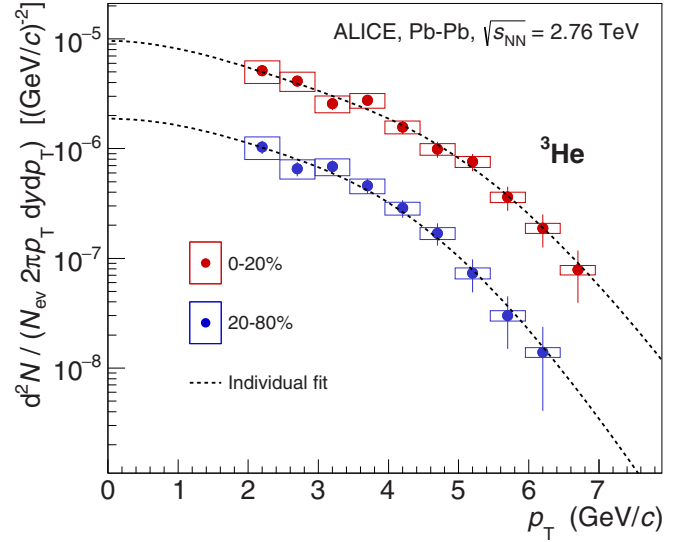


FIG. 10. ^3He spectra for two centrality classes (0–20% and 20–80%) are shown for Pb-Pb collisions at $\sqrt{s_{NN}} = 2.76$ TeV. The spectra are fitted individually with the BW function (dashed lines). The systematic and statistical errors are shown by boxes and vertical lines, respectively.

to the unmeasured region at low and high transverse momenta (about 45% of the total yield) and a p_T -integrated yield of $dN/dy = [2.02 \pm 0.34(\text{syst})] \times 10^{-4}$ is obtained.

While statistical errors are negligible, the systematic error is dominated by the uncertainty related to the extrapolation (13%) which is evaluated by a comparison of different fit functions [47] (Boltzmann, m_T exponential, p_T exponential, Fermi-Dirac, Bose-Einstein). Based on the same extrapolation in the unmeasured region of the spectrum, a mean transverse momentum $\langle p_T \rangle$ of 1.10 ± 0.07 GeV/c is obtained.

The final spectra of deuterons and ^3He for Pb-Pb collisions at $\sqrt{s_{NN}} = 2.76$ TeV are shown in Figs. 9 and 10 for various choices of the collision centrality. Again, the systematic and statistical errors are shown separately by boxes and vertical lines, respectively. The p_T distributions show a clear evolution, becoming harder as the multiplicity increases. A similar behavior is observed for protons, which have been successfully described by models that incorporate a significant radial flow [41].

The spectra obtained in Pb-Pb collisions are individually fitted with the blast-wave (BW) model for the determination of p_T -integrated yields and $\langle p_T \rangle$. This model [48] describes particle production properties by assuming that the particles are emitted thermally from an expanding source. The functional form of the model is given by

$$\frac{1}{p_T} \frac{dN}{dp_T} \propto \int_0^R r dr m_T I_0\left(\frac{p_T \sinh \rho}{T_{\text{kin}}}\right) K_1\left(\frac{m_T \cosh \rho}{T_{\text{kin}}}\right), \quad (6)$$

where the velocity profile ρ is described by

$$\rho = \tanh^{-1} \beta = \tanh^{-1}(\beta_S(r/R)^n). \quad (7)$$

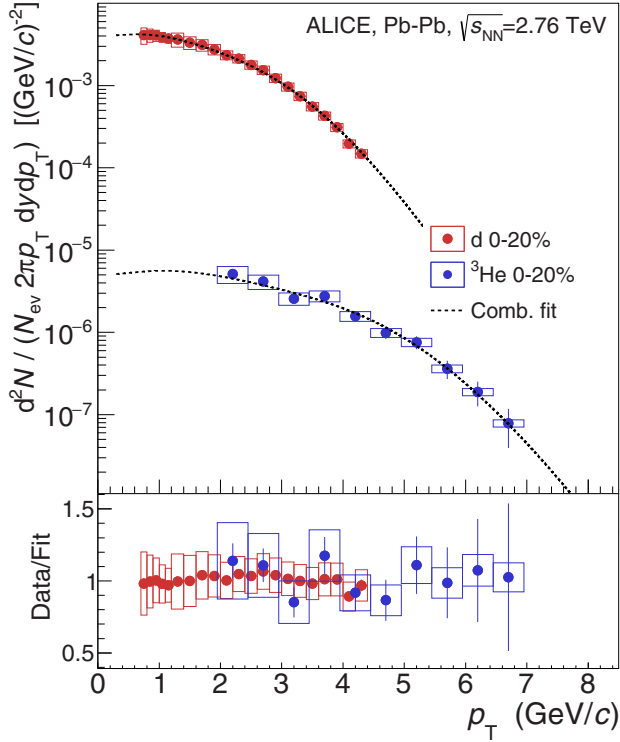


FIG. 11. The top panel shows the combined fit of deuteron and ${}^3\text{He}$ spectra with the BW function for 0–20% centrality for Pb-Pb collisions at $\sqrt{s_{\text{NN}}} = 2.76$ TeV. The systematic and statistical errors are shown by boxes and vertical line, respectively. The lower panel shows the deviation of the spectra from the BW fits.

Here I_0 and K_1 are the modified Bessel functions, r is the radial distance from the center of the fireball in the transverse plane, R is the radius of the fireball, $\beta(r)$ is the transverse expansion velocity, β_S is the transverse expansion velocity at the surface, n is the exponent of the velocity profile, and T_{kin} is the kinetic freeze-out temperature. The free parameters in the fit are T_{kin} , β_S , n , and a normalization parameter. Here, we present two alternatives: fitting the two particles separately (Figs. 9 and 10) and simultaneously (Fig. 11). The extracted values of the kinetic freeze-out temperature and radial flow velocity are discussed in more detail in the next section. The results of these fits are summarized in Table III, where the

TABLE III. Summary of extracted yields dN/dy and mean transverse momenta $\langle p_T \rangle$ based on the BW individual fits performed on the spectra for Pb-Pb collisions at $\sqrt{s_{\text{NN}}} = 2.76$ TeV. The first error on dN/dy and $\langle p_T \rangle$ represents the statistical error and the second one is the combination of systematic and extrapolation errors, added in quadrature. See text for details.

Centrality	$\langle \beta \rangle$	T_{kin} (MeV)	n	dN/dy	$\langle p_T \rangle$ (GeV/c)	χ^2/ndf
d (0–10%)	0.630 ± 0.003	77 ± 2	0.75 ± 0.05	$(9.82 \pm 0.04 \pm 1.58) \times 10^{-2}$	$2.12 \pm 0.00 \pm 0.09$	0.10
d (10–20%)	0.613 ± 0.004	96 ± 2	0.78 ± 0.06	$(7.60 \pm 0.04 \pm 1.25) \times 10^{-2}$	$2.07 \pm 0.01 \pm 0.10$	0.07
d (20–40%)	0.572 ± 0.004	100 ± 2	0.96 ± 0.07	$(4.76 \pm 0.02 \pm 0.82) \times 10^{-2}$	$1.92 \pm 0.00 \pm 0.11$	0.07
d (40–60%)	0.504 ± 0.017	124 ± 7	1.04 ± 0.19	$(1.90 \pm 0.01 \pm 0.41) \times 10^{-2}$	$1.63 \pm 0.01 \pm 0.09$	0.01
d (60–80%)	0.380 ± 0.010	108 ± 3	1.85 ± 0.35	$(0.51 \pm 0.01 \pm 0.14) \times 10^{-2}$	$1.29 \pm 0.01 \pm 0.14$	0.21
${}^3\text{He}$ (0–20%)	0.572 ± 0.006	101 ± 61	1.02 ± 0.02	$(2.76 \pm 0.09 \pm 0.62) \times 10^{-4}$	$2.83 \pm 0.05 \pm 0.45$	0.49
${}^3\text{He}$ (20–80%)	0.557 ± 0.007	101 ± 37	0.99 ± 0.03	$(5.09 \pm 0.24 \pm 1.36) \times 10^{-5}$	$2.65 \pm 0.06 \pm 0.45$	0.20
$d, {}^3\text{He}$ (0–20%)	0.617 ± 0.009	83 ± 22	0.81 ± 0.06			0.32

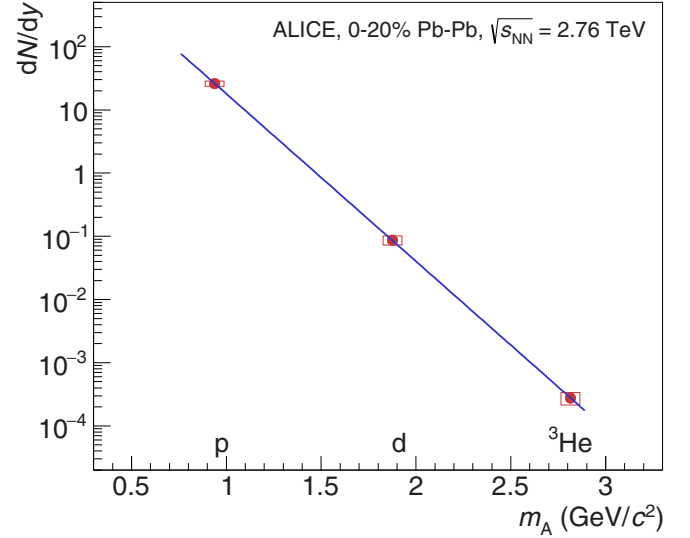


FIG. 12. The production yield dN/dy of light nuclei as a function of the particle mass m_A measured for 0–20% centrality class in Pb-Pb collisions at $\sqrt{s_{\text{NN}}} = 2.76$ TeV. The line represents a fit with an exponential function.

values of dN/dy and $\langle p_T \rangle$ are also reported. The dN/dy values are extracted by individually fitting the spectra with the BW model. The extrapolation to $p_T = 0$ introduces an additional error which is again evaluated by a comparison of different fit functions and amounts to about 6% for central and 13% for peripheral collisions for the deuteron yields. In the ${}^3\text{He}$ case, it contributes about 17% and 16% to the total systematic errors for the 0–20% and 20–80% centrality class, respectively.

Figure 12 shows the production yields of p , d , and ${}^3\text{He}$ measured in the centrality interval 0–20% in Pb-Pb collisions which follow an exponential decrease with the mass of the particle. The penalty factor, namely the reduction of the yield by adding one nucleon, is 307 ± 76 . Such an exponential decrease has already been observed at lower incident energies starting from those provided by the AGS [16,18,19,21], yet with different slopes.

The mean transverse momentum $\langle p_T \rangle$ values obtained for d and ${}^3\text{He}$ are compared to those of light particle species for Pb-Pb collisions at $\sqrt{s_{\text{NN}}} = 2.76$ TeV (from [41]) in Fig. 13.

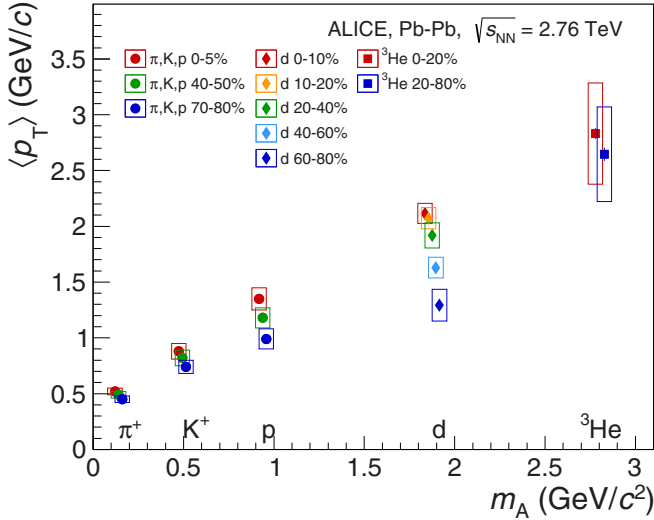


FIG. 13. Mean transverse momentum $\langle p_T \rangle$ as a function of particle mass for various centrality classes are shown for Pb-Pb collisions at $\sqrt{s_{NN}} = 2.76$ TeV.

The figure shows that the $\langle p_T \rangle$ increases with increasing mass of the particle. Such a behavior is expected if all the particles are emitted from a radially expanding source.

C. Observation of (anti-)triton

The combined particle identification capability of the TPC and TOF also allows a track-by-track identification of low momenta ($0.6 \text{ GeV}/c < p_T < 1.6 \text{ GeV}/c$) anti-tritons as illustrated in Fig. 14. In this momentum region, the background from mismatched tracks is removed by the TPC particle identification. The contamination is estimated based on a sideband study and found to be negligible below $p_T <$

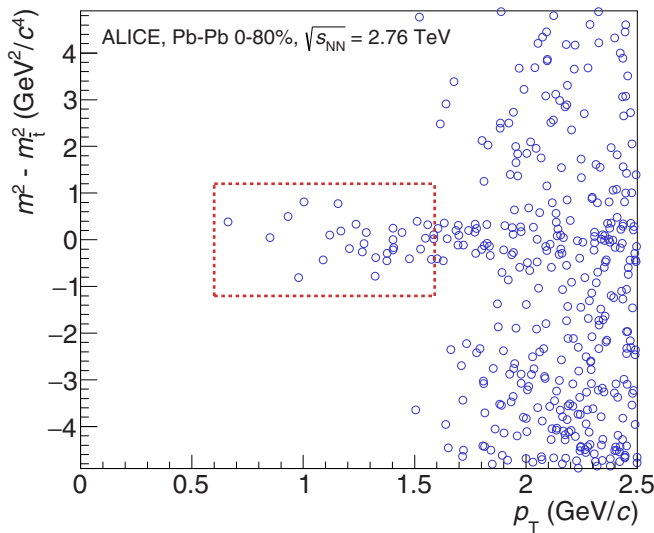


FIG. 14. Scatter plot of $(m^2 - m_T^2)$ measured with the TOF detector vs p_T . Only those tracks are shown which pass the preselection done by applying a 3σ cut on the TPC dE/dx . The p_T region in which the candidates are identified on a track-by-track basis is shown as red box.

$1.6 \text{ GeV}/c$, but it increases rapidly for higher momenta so that signal and background cannot be distinguished anymore thus limiting the range available for the measurement.

As can be seen, 31 anti-triton candidates are observed in the 0–80% centrality range. These numbers are consistent with expectations based on an extrapolation of the ${}^3\text{He}$ spectra to lower momenta taking into account the low reconstruction efficiency for anti-tritons in this momentum region (of about $11\% \pm 6\%$). An observation of about 10–40 anti-tritons is expected based on this estimate, indicating similar production rates of anti-tritons and ${}^3\overline{\text{He}}$ nuclei. This comparison suffers from large uncertainties related to the absorption of anti-nuclei and energy loss in the detector material before the TPC at such low momenta. A similar measurement of tritons is unfeasible due to the large contamination from knock-out nuclei in this momentum region.

IV. DISCUSSION

A. Description of spectra via blast-wave fits

Combined BW fits provide essential insight into the kinetic freeze-out conditions and allow quantitative comparisons between different collision systems and between measurements at different $\sqrt{s_{NN}}$ in terms of a hydrodynamic interpretation. In this section, a simultaneous fit to the π , K , p , d , and ${}^3\text{He}$ spectra in the centrality range 0–20% using in addition data from [41,49] is discussed. Since the BW model is not expected to describe eventual hard contributions that may set in at higher p_T , the fit ranges have been limited. For the light particles, they are taken as in Refs. [41,49] ($0.5\text{--}1 \text{ GeV}/c$, $0.2\text{--}1.5 \text{ GeV}/c$, $0.3\text{--}3 \text{ GeV}/c$ for π , K , and p , respectively). However, for d and ${}^3\text{He}$, the spectrum is fitted up to the p_T value where the invariant yield reduces to 10% of the maximum available value of that spectrum. The exponent n of the velocity profile is left as a free parameter as in Ref. [41]. In such an approach, all particle species are forced to decouple with the same parameters even though they feature different hadronic cross sections with the medium. This is in particular relevant for multi-strange particles such as Ξ and Ω [50], which are therefore not included in the fit.

In Fig. 15 the results of a simultaneous fit to the five particle species are shown. The deviations of the spectra from the BW fit are shown in the lower parts of Fig. 15. The statistical errors are shown by vertical lines and the systematic errors are shown as shaded bands. Note that data points marked with open symbols are not included in the fit. The hardening of the spectra for central collisions is qualitatively well described by the combined BW fit with a collective radial flow velocity $\langle \beta \rangle = 0.632 \pm 0.01$, a kinetic freeze-out temperature of $T_{\text{kin}} = 113 \pm 12 \text{ MeV}$, and $n = 0.72 \pm 0.03$. The χ^2/ndf value of the fit is 0.4. A comparison of these parameters to those obtained from a fit to π , K , and p [41] ($\langle \beta \rangle = 0.644 \pm 0.020$, $T_{\text{kin}} = 97 \pm 15 \text{ MeV}$, and $n = 0.73 \pm 0.11$) reveals that the inclusion of nuclei leads to a slightly smaller value for $\langle \beta \rangle$ and a slightly larger value for T_{kin} . This behavior is mainly driven by the strong anti-correlation of $\langle \beta \rangle$ and T_{kin} in the blast-wave model: the slightly lower value of $\langle \beta \rangle$ leads to a deviation of the fit from the proton spectrum which is then compensated by a higher T_{kin} .

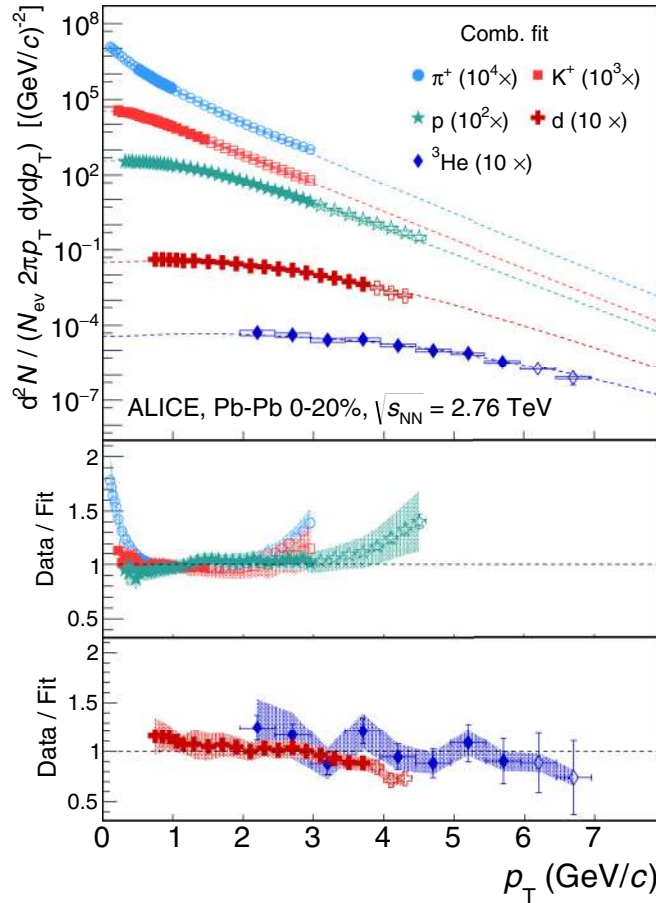


FIG. 15. Blast-wave fit of π^+ , K^+ , p , d , and ${}^3\text{He}$ particles for 0–20% centrality for Pb-Pb collisions at $\sqrt{s_{\text{NN}}} = 2.76$ TeV. Solid symbols denote the p_T range of the spectra used for the fits, while the open symbols show the remaining part. The lower panels show the deviations of the measured spectra to the BW fits.

B. Comparison to thermal models

Figure 16 shows the d/p and the ${}^3\text{He}/p$ ratios as a function of the average charged particle multiplicity per event. The proton yields are taken from [41,49]. The observed values of about 3.6×10^{-3} for the d/p ratio and about 9.3×10^{-6} for the ${}^3\text{He}/p$ ratio are in agreement with expectations from the thermal-statistical models [1,2]. Similar values for d/p ratios are also observed by the PHENIX experiment for Au-Au collisions [47,51]. Since at RHIC energies significant differences between nucleus and anti-nucleus production are present, for this plot the geometrical mean is used which in a thermal concept cancels the influence of the baryon chemical potential (μ_B).¹ Within the achieved experimental precision, no dependence of these particle ratios on the event multiplicity is observed at RHIC and LHC energies. Also the

¹In a thermal model, the yield n_B of a baryon with energy E in a medium of temperature T is proportional to $\exp(-\frac{E-\mu_B}{T})$ while the yield of an anti-baryon $n_{\bar{B}}$ is proportional $\exp(-\frac{E+\mu_B}{T})$. The geometric mean $\sqrt{n_B n_{\bar{B}}}$ leads to a cancellation of the μ_B .

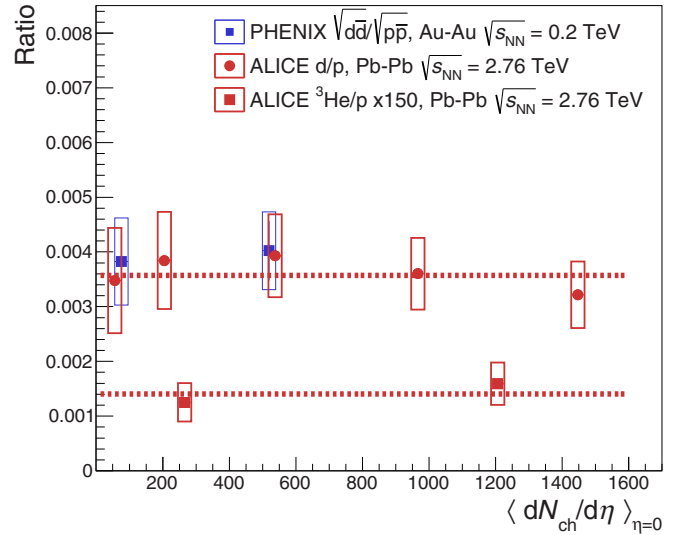


FIG. 16. d/p and ${}^3\text{He}/p$ ratio in heavy-ion collisions as a function of event multiplicity. Within the uncertainties no significant variation with multiplicity is observed. The d/p and \bar{d}/\bar{p} results from the PHENIX Collaboration [47,51] are averaged as explained in the text. The lines represent fits with a constant to the ALICE data points.

\bar{p}/p and the p/π ratios hardly vary with centrality [41,52] showing that T_{chem} and μ_B do not vary with centrality in high energy collisions. In a coalescence approach, the centrality independence disfavors implementations in which the nuclei production is proportional to the absolute proton multiplicity [53] rather than the particle density.

The comparison with thermal models is shown in more detail in Fig. 17 for the 0–10% centrality class. These calculations

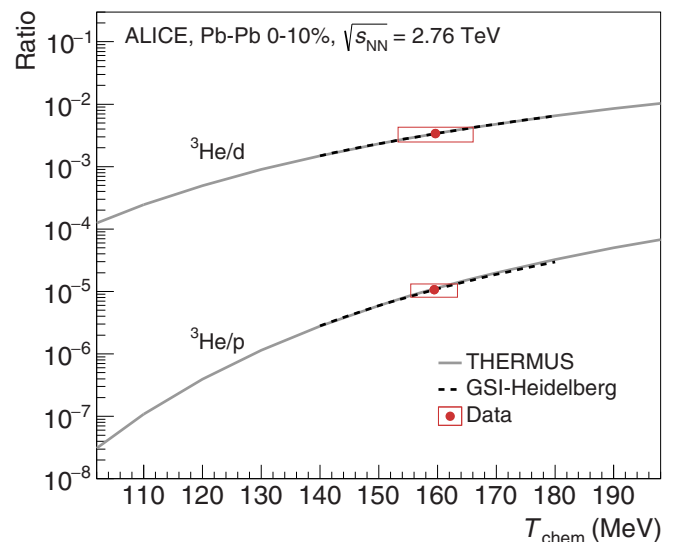


FIG. 17. Particle ratios of nuclei as measured in 0–10% most central Pb-Pb collisions compared to the THERMUS [54] model (solid lines) and the GSI-Heidelberg model [1] (dashed lines) as a function of the chemical freeze-out temperature T_{chem} . The ${}^3\text{He}$ yield is scaled to 0–10%. Horizontal error bars indicate the temperature range obtained by a projection of the total error of the ratio on the temperature axis.

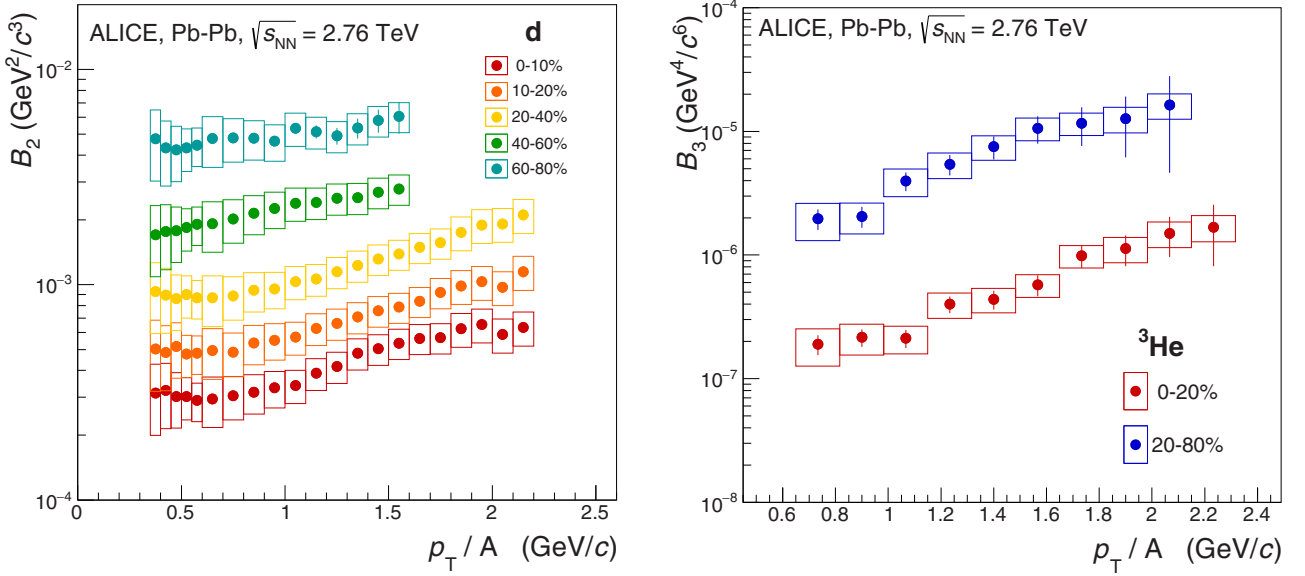


FIG. 18. The coalescence parameters B_2 (left) and B_3 (right) as a function of the transverse momentum per nucleon for various centrality classes in Pb-Pb collisions at $\sqrt{s_{NN}} = 2.76$ TeV.

have been performed using the grand-canonical formulation of both THERMUS [54] and the GSI-Heidelberg model [1]. This approach is appropriate for the ratios shown here, as no strange quarks are involved. Details can be found in Refs. [1,2]. These ratios are monotonically increasing with T_{chem} reflecting the dependence with $\exp(-\Delta m/T_{chem})$ where Δm corresponds to the mass difference of the particles under study.

The measured ratios of ${}^3\text{He}/p$ and ${}^3\text{He}/d$ are in agreement with a chemical freeze-out temperature in the range 150–165 MeV. No significant differences are observed between the THERMUS and GSI-Heidelberg model with respect to the production of light (anti-)nuclei. A fit to p , d , and ${}^3\text{He}$ only gives $T_{chem} = 156 \pm 4$ MeV with a χ^2/ndf of 0.4. This value can be compared to a fit including all measured light flavor hadrons which yields a temperature of about 156 MeV [55].

At these temperatures, the weakly bound deuteron and ${}^3\text{He}$ can hardly survive. These nuclei might break up and might be regenerated. However, if this complex process of breakup and regeneration is governed by an overall isentropic expansion, the particle ratios are preserved [56]. Eventually, the yields of particles including weakly bound nuclei are therefore described in the thermal-statistical model. Other properties, e.g., spectral shapes and elliptic flow, exhibit the influence of the interactions during the hadronic phase.

The d/p ratio obtained in pp collisions is lower by a factor of 2.2 than in Pb-Pb collisions. Assuming thermal production not only in Pb-Pb, but also in pp collisions, this could indicate a lower freeze-out temperature in pp collisions. However, the p/π ratio does not show significant differences between pp and Pb-Pb collisions. Effects related to canonical suppression of strange particles can also be excluded because these ratios do not involve any strange quarks. Therefore, this observation must find another explanation within the framework of thermal models or nonthermal production mechanisms need to be considered in small systems. Further work in the theoretical models is needed for a better understanding of this effect.

C. Comparison with the coalescence model

Light nuclei have nucleons as constituents and are thus likely formed via coalescence of protons and neutrons which are near in space and have similar velocities. In this production mechanism, the spectral distribution of the composite nuclei is related to the one of the primordial nucleons via

$$E_i \frac{d^3 N_i}{dp_i^3} = B_A \left(E_p \frac{d^3 N_p}{dp_p^3} \right)^A, \quad (8)$$

assuming that protons and neutrons have the same momentum distribution. B_A is the coalescence parameter for nuclei i with mass number A and a momentum of $p_i = A p_p$.

Figure 18 shows the obtained B_2 values for deuterons (left panel) and B_3 values for ${}^3\text{He}$ (right panel) in several centrality bins for Pb-Pb collisions. The results are plotted versus the transverse momentum per nucleon. A clear decrease of B_2 and B_3 with increasing centrality is observed. In the coalescence picture, this behavior is explained by an increase in the source volume V_{eff} : the larger the distance between the protons and neutrons which are created in the collision, the less likely it is that they coalesce. Alternatively, it can be understood on the basis of the approximately constant d/p and ${}^3\text{He}/p$ ratios as an increase of the overall proton multiplicity independent of the geometry of the collision. The argument can be best illustrated by assuming a constant value of B_2 and integrating Eq. (8) over p_T . The value of B_2 can then be calculated for a given ratio d/p and a given spectral shape $f(p_T)$ [with $\int_0^\infty f(p_T) dp_T = 1$] of the proton spectrum as

$$B_2 = \frac{\pi}{2} \frac{\frac{dN_d}{dy}}{\left(\frac{dN_p}{dy}\right)^2} \frac{1}{\int_0^\infty \frac{f^2(p_T)}{p_T} dp_T}, \quad (9)$$

where for a constant ratio of the deuteron dN_d/dy to proton dN_p/dy yield, it is found that $B_2 \propto 1/(dN_p/dy)$. As can be seen in Fig. 18, the coalescence parameter also develops

an increasing trend with transverse momentum for central collisions in contrast to expectations of the most simple coalescence models. The significance of this increase is further substantiated by the fact that the systematic errors between p_T bins are to a large extent correlated. It can be qualitatively explained by position-momentum correlations which are caused by a radially expanding source [57]. For quantitative comparisons, better theoretical calculations are needed which couple a coalescence model to a full space-time hydrodynamic description of the fireball. Also in the discussion of the variation of the B_2 parameter as a function of collision energy, its strong dependence on centrality and p_T must be taken into account. It is observed that B_2 at a fixed momentum ($p_T = 1.3 \text{ GeV}/c$) for central collisions (0–20%) decreases rapidly from AGS energies to top SPS energy and then remains about the same up to RHIC [51]. Our value of approximately $4 \times 10^{-4} \text{ GeV}^2/c^3$ is only slightly lower than the measurement at RHIC ($\approx 6 \times 10^{-4} \text{ GeV}^2/c^3$).

V. CONCLUSION

In summary, the spectral distributions of deuterons in pp at $\sqrt{s} = 7 \text{ TeV}$ and of deuterons and ${}^3\text{He}$ in Pb-Pb collisions at $\sqrt{s_{NN}} = 2.76 \text{ TeV}$ have been presented. In Pb-Pb collisions, the yields are decreasing by a factor of 307 ± 76 for each additional nucleon, the mean p_T rises with mass, and the combined blast-wave fit to π , K , p , d , and ${}^3\text{He}$ gives a reasonable fit with $\langle\beta\rangle = 0.63$ and T_{kin} around 115 MeV suggesting that the kinetic freeze-out conditions for nuclei are identical to those of the other light flavor hadrons. For anti-tritons, a track-by-track identification has been applied in the momentum range $0.6 \text{ GeV}/c < p_T < 1.6 \text{ GeV}/c$ and the observation of 31 anti-tritons in Pb-Pb collisions at $\sqrt{s_{NN}} = 2.76 \text{ TeV}$ in the 0–80% centrality class is reported in this paper.

An important question is whether the nuclei produced in heavy-ion collisions are created at the chemical freeze-out or at a later stage via coalescence. One of the key observations is the fact that the d/p and ${}^3\text{He}/p$ ratios are constant as a function of $\langle dN_{\text{ch}}/d\eta \rangle_{\eta=0}$. Such a behavior is expected from a thermal-statistical interpretation, as it is found that T_{chem} and μ_B do not vary with centrality in high energy collisions. Furthermore, a common freeze-out temperature of around 156 MeV for light (anti-)nuclei and all other measured light flavor hadrons is obtained in a thermal-statistical model. Light (anti-)nuclei in Pb-Pb collisions therefore show the identical behavior as noncomposite light flavor hadrons which are governed by a common chemical freeze-out and a subsequent hydrodynamic expansion.

The extracted coalescence parameters B_2 and B_3 exhibit a significant decrease with collision centrality and an increase with transverse momentum which cannot be explained by coalescence models in their simplest form. On the other hand, taking into account the larger source volume for more central collisions and the radial expansion of the emitting system, the production of light (anti-)nuclei in Pb-Pb collisions may still be compatible with the expectations from a coalescence space-time description.

The measurements of nuclei at LHC energies are shown to follow trends observed from lower incident energies.

Extrapolations and model predictions based on the thermal-statistical or coalescence approach are, therefore, a solid ground for further studies, e.g., of hyper-nuclei and exotica.

ACKNOWLEDGMENTS

The ALICE Collaboration would like to thank all its engineers and technicians for their invaluable contributions to the construction of the experiment and the CERN accelerator teams for the outstanding performance of the LHC complex. The ALICE Collaboration gratefully acknowledges the resources and support provided by all Grid centers and the Worldwide LHC Computing Grid (WLCG) Collaboration. The ALICE Collaboration acknowledges the following funding agencies for their support in building and running the ALICE detector: State Committee of Science, World Federation of Scientists (WFS) and Swiss Fonds Kidagan, Armenia, Conselho Nacional de Desenvolvimento Científico e Tecnológico (CNPq), Financiadora de Estudos e Projetos (FINEP), Fundação de Amparo à Pesquisa do Estado de São Paulo (FAPESP); National Natural Science Foundation of China (NSFC), the Chinese Ministry of Education (CMOE) and the Ministry of Science and Technology of China (MSTC); Ministry of Education and Youth of the Czech Republic; Danish Natural Science Research Council, the Carlsberg Foundation and the Danish National Research Foundation; The European Research Council under the European Community's Seventh Framework Programme; Helsinki Institute of Physics and the Academy of Finland; French CNRS-IN2P3, the "Region Pays de Loire," "Region Alsace," "Region Auvergne," and CEA, France; German Bundesministerium für Bildung, Wissenschaft, Forschung und Technologie (BMBF) and the Helmholtz Association; General Secretariat for Research and Technology, Ministry of Development, Greece; Hungarian Országos Tudományos Kutatási Alapprogramok (OTKA) and National Office for Research and Technology (NKTH); Department of Atomic Energy and Department of Science and Technology of the Government of India; Istituto Nazionale di Fisica Nucleare (INFN) and Centro Fermi - Museo Storico della Fisica e Centro Studi e Ricerche "Enrico Fermi," Italy; MEXT Grant-in-Aid for Specially Promoted Research, Japan; Joint Institute for Nuclear Research, Dubna; National Research Foundation of Korea (NRF); Consejo Nacional de Ciencia y Tecnología (CONACYT), Dirección General de Asuntos del Personal Académico (DGAPA), México, Amérique Latine Formation Académique - European Commission (ALFA-EC) and the EPLANET Program (European Particle Physics Latin American Network); Stichting voor Fundamenteel Onderzoek der Materie (FOM) and the Nederlandse Organisatie voor Wetenschappelijk Onderzoek (NWO), Netherlands; Research Council of Norway (NFR); National Science Centre, Poland; Ministry of National Education/Institute for Atomic Physics and National Council of Scientific Research in Higher Education (CNCSI-UEFISCDI), Romania; Ministry of Education and Science of Russian Federation, Russian Academy of Sciences, Russian Federal Agency of Atomic Energy, Russian Federal Agency for Science and Innovations and The Russian Foundation for Basic Research; Ministry of Education of Slovakia; Department of Science and Technology, South

Africa; Centro de Investigaciones Energeticas, Medioambientales y Tecnologicas (CIEMAT), E-Infrastructure shared between Europe and Latin America (EELA), Ministerio de Economía y Competitividad (MINECO) of Spain, Xunta de Galicia (Consellería de Educación), Centro de Aplicaciones Tecnológicas y Desarrollo Nuclear (CEADEN), Cubaenergía, Cuba, and IAEA (International Atomic Energy Agency); Swedish Research Council (VR) and Knut & Alice Wallenberg

Foundation (KAW); Ukraine Ministry of Education and Science; United Kingdom Science and Technology Facilities Council (STFC); The United States Department of Energy, the United States National Science Foundation, the State of Texas, and the State of Ohio; Ministry of Science, Education and Sports of Croatia and Unity through Knowledge Fund, Croatia. Council of Scientific and Industrial Research (CSIR), New Delhi, India.

-
- [1] A. Andronic, P. Braun-Munzinger, J. Stachel, and H. Stoecker, Production of light nuclei, hypernuclei and their antiparticles in relativistic nuclear collisions, *Phys. Lett. B* **697**, 203 (2011).
- [2] J. Cleymans, S. Kabana, I. Kraus, H. Oeschler, K. Redlich, and N. Sharma, Antimatter production in proton-proton and heavy-ion collisions at ultrarelativistic energies, *Phys. Rev. C* **84**, 054916 (2011).
- [3] A. Andronic, P. Braun-Munzinger, K. Redlich, and J. Stachel, The thermal model on the verge of the ultimate test: particle production in Pb-Pb collisions at the LHC, *J. Phys. G* **38**, 124081 (2011).
- [4] S. Butler and C. Pearson, Deuterons from high-energy proton bombardment of matter, *Phys. Rev.* **129**, 836 (1963).
- [5] J. I. Kapusta, Mechanisms for deuteron production in relativistic nuclear collisions, *Phys. Rev. C* **21**, 1301 (1980).
- [6] S. Afanasev *et al.* (NA49 Collaboration), Deuteron production in central Pb + Pb collisions at 158-A-GeV, *Phys. Lett. B* **486**, 22 (2000).
- [7] C. Adler *et al.* (STAR Collaboration), Antideuteron and Anti-Helium-3 Production in $\sqrt{s_{NN}} = 130$ GeV Au + Au Collisions, *Phys. Rev. Lett.* **87**, 262301 (2001).
- [8] B. Abelev *et al.* (STAR Collaboration), Yields and elliptic flow of d(anti-d) and He-3(anti-He-3) in Au + Au collisions at $\sqrt{s_{NN}} = 200$ GeV, [arXiv:0909.0566](https://arxiv.org/abs/0909.0566).
- [9] S. Schael *et al.* (ALEPH Collaboration), Deuteron and anti-deuteron production in e^+e^- collisions at the Z resonance, *Phys. Lett. B* **639**, 192 (2006).
- [10] A. Aktas *et al.* (H1 Collaboration), Measurement of anti-deuteron photoproduction and a search for heavy stable charged particles at HERA, *Eur. Phys. J. C* **36**, 413 (2004).
- [11] V. Abramov, B. Y. Baldin, A. Buzulutskov, V. Y. Glebov, A. Dyshkant *et al.*, High p_T deuteron and anti-deuteron production in pp and pA collisions at 70-GeV, *Sov. J. Nucl. Phys.* **45**, 845 (1987).
- [12] T. Anticic *et al.* (NA49 Collaboration), Energy and centrality dependence of deuteron and proton production in Pb + Pb collisions at relativistic energies, *Phys. Rev. C* **69**, 024902 (2004).
- [13] I. Bearden, H. Boggild, J. Boissevain, P. Christiansen, L. Conin *et al.*, Anti-Deuteron Production in 158-A-GeV/c Pb + Pb Collisions, *Phys. Rev. Lett.* **85**, 2681 (2000).
- [14] R. Scheibl and U. W. Heinz, Coalescence and flow in ultrarelativistic heavy ion collisions, *Phys. Rev. C* **59**, 1585 (1999).
- [15] J. Steinheimer, K. Gudima, A. Botvina, I. Mishustin, M. Bleicher, and H. Stöcker, Hypernuclei, dibaryon and antinuclei production in high energy heavy ion collisions: Thermal production versus coalescence, *Phys. Lett. B* **714**, 85 (2012).
- [16] R. Arsenescu *et al.* (NA52 Collaboration), An investigation of the anti-nuclei and nuclei production mechanism in Pb + Pb collisions at 158-A-GeV, *New J. Phys.* **5**, 150 (2003).
- [17] H. Gutbrod, A. Sandoval, P. Johansen, A. M. Poskanzer, J. Gosset *et al.*, Final State Interactions in the Production of Hydrogen and Helium Isotopes by Relativistic Heavy Ions on Uranium, *Phys. Rev. Lett.* **37**, 667 (1976).
- [18] J. Barrette *et al.* (E814 Collaboration), Production of light nuclei in relativistic heavy ion collisions, *Phys. Rev. C* **50**, 1077 (1994).
- [19] P. Braun-Munzinger and J. Stachel, Production of strange clusters and strange matter in nucleus-nucleus collisions at the AGS, *J. Phys. G* **21**, L17 (1995).
- [20] T. Armstrong *et al.* (E864 Collaboration), Measurements of light nuclei production in 11.5-A-GeV/c Au + Pb heavy ion collisions, *Phys. Rev. C* **61**, 064908 (2000).
- [21] H. Agakishiev *et al.* (STAR Collaboration), Observation of the antimatter helium-4 nucleus, *Nature (London)* **473**, 353 (2011).
- [22] B. I. Abelev *et al.* (STAR Collaboration), Observation of an antimatter hypernucleus, *Science* **328**, 58 (2010).
- [23] K. Aamodt *et al.* (ALICE Collaboration), The ALICE experiment at the CERN LHC, *JINST* **3**, S08002 (2008).
- [24] B. B. Abelev *et al.* (ALICE Collaboration), Performance of the ALICE experiment at the CERN LHC, *Int. J. Mod. Phys. A* **29**, 1430044 (2014).
- [25] J. Alme *et al.*, The ALICE TPC, a large 3-dimensional tracking device with fast readout for ultra-high multiplicity events, *Nucl. Instrum. Methods Phys. Res., Sect. A* **622**, 316 (2010).
- [26] A. Akindinov, A. Alici, P. Antonioli, S. Arcelli, M. Basile *et al.*, Results of the ALICE time-of-flight detector from the 2009 cosmic-ray data taking, *Eur. Phys. J. C* **68**, 601 (2010).
- [27] K. Aamodt *et al.* (ALICE Collaboration), Alignment of the ALICE inner tracking system with cosmic-ray tracks, *JINST* **5**, P03003 (2010).
- [28] B. Abelev *et al.* (ALICE Collaboration), Centrality determination of Pb-Pb collisions at $\sqrt{s_{NN}} = 2.76$ TeV with ALICE, *Phys. Rev. C* **88**, 044909 (2013).
- [29] T. Sjostrand, S. Mrenna, and P. Z. Skands, PYTHIA 6.4 physics and manual, *J. High Energy Phys.* **05** (2006) 026.
- [30] R. Engel, J. Ranft, and S. Roesler, Hard diffraction in hadron hadron interactions and in photoproduction, *Phys. Rev. D* **52**, 1459 (1995).
- [31] X.-N. Wang and M. Gyulassy, HIJING: A Monte Carlo model for multiple jet production in pp , pA and AA collisions, *Phys. Rev. D* **44**, 3501 (1991).

- [32] R. Brun, F. Carminati, and S. Giani, GEANT Detector Description and Simulation Tool.
- [33] S. Agostinelli *et al.* (GEANT4 Collaboration), GEANT4: A simulation toolkit, *Nucl. Instrum. Meth. A* **506**, 250 (2003).
- [34] V. Uzhinsky, J. Apostolakis, A. Galoyan, G. Folger, V. M. Grichine, V. N. Ivanchenko, and D. H. Wright, Antinucleus-nucleus cross sections implemented in Geant4, *Phys. Lett. B* **705**, 235 (2011).
- [35] E. Abbas *et al.* (ALICE Collaboration), Mid-rapidity anti-baryon to baryon ratios in pp collisions at $\sqrt{s} = 0.9, 2.76$ and 7 TeV measured by ALICE, *Eur. Phys. J. C* **73**, 2496 (2013).
- [36] B. B. Abelev *et al.* (ALICE Collaboration), K_S^0 and Λ Production in Pb-Pb Collisions at $\sqrt{s_{NN}} = 2.76$ TeV, *Phys. Rev. Lett.* **111**, 222301 (2013).
- [37] H. Kamada, J. Golak, K. Miyagawa, H. Witala, and W. Gloeckle, Pi mesonic decay of the hypertriton, *Phys. Rev. C* **57**, 1595 (1998).
- [38] S. P. Denisov, S. V. Donskov, Yu. P. Gorin, V. A. Kachanov, V. M. Kutjin, A. I. Petrukhin, Yu. D. Prokoshkin, E. A. Razuvaev, R. S. Shuvalov, and D. A. Stojanova, Measurements of anti-deuteron absorption and stripping cross sections at the momentum 13.3 GeV/c, *Nucl. Phys. B* **31**, 253 (1971).
- [39] F. Binon, S. Denisov, S. Donskov, P. Duteil, G. Giacomelli *et al.*, Absorption cross-sections of 25 GeV/c antideuterons in Li, C, Al, Cu and Pb, *Phys. Lett. B* **31**, 230 (1970).
- [40] A. A. Moiseev and J. F. Ormes, Inelastic cross section for antihelium on nuclei: an empirical formula for use in the experiments to search for cosmic antimatter, *Astropart. Phys.* **6**, 379 (1997).
- [41] B. Abelev *et al.* (ALICE Collaboration), Centrality dependence of π , K, p production in Pb-Pb collisions at $\sqrt{s_{NN}} = 2.76$ TeV, *Phys. Rev. C* **88**, 044910 (2013).
- [42] B. Abelev *et al.* (ALICE Collaboration), Measurement of inelastic, single- and double-diffraction cross sections in proton-proton collisions at the LHC with ALICE, *Eur. Phys. J. C* **73**, 2456 (2013).
- [43] B. B. Abelev *et al.* (ALICE Collaboration), Energy dependence of the transverse momentum distributions of charged particles in pp collisions measured by ALICE, *Eur. Phys. J. C* **73**, 2662 (2013).
- [44] C. Tsallis, Possible generalization of Boltzmann-Gibbs statistics, *J. Stat. Phys.* **52**, 479 (1988).
- [45] B. I. Abelev *et al.* (STAR Collaboration), Strange particle production in p + p collisions at $\sqrt{s} = 200$ GeV, *Phys. Rev. C* **75**, 064901 (2007).
- [46] K. Aamodt *et al.* (ALICE Collaboration), Transverse momentum spectra of charged particles in proton-proton collisions at $\sqrt{s} = 900$ GeV with ALICE at the LHC, *Phys. Lett. B* **693**, 53 (2010).
- [47] S. Adler *et al.* (PHENIX Collaboration), Identified charged particle spectra and yields in Au+Au collisions at $\sqrt{s_{NN}} = 200$ GeV, *Phys. Rev. C* **69**, 034909 (2004).
- [48] E. Schnedermann, J. Sollfrank, and U. W. Heinz, Thermal phenomenology of hadrons from 200-A/GeV S+S collisions, *Phys. Rev. C* **48**, 2462 (1993).
- [49] B. Abelev *et al.* (ALICE Collaboration), Pion, Kaon, and Proton Production in Central Pb-Pb Collisions at $\sqrt{s_{NN}} = 2.76$ TeV, *Phys. Rev. Lett.* **109**, 252301 (2012).
- [50] J. Adams *et al.* (STAR Collaboration), Experimental and theoretical challenges in the search for the quark gluon plasma: The STAR Collaboration's critical assessment of the evidence from RHIC collisions, *Nucl. Phys. A* **757**, 102 (2005).
- [51] S. Adler *et al.* (PHENIX Collaboration), Deuteron and Antideuteron Production in Au + Au Collisions at $\sqrt{s_{NN}} = 200$ GeV, *Phys. Rev. Lett.* **94**, 122302 (2005).
- [52] B. Abelev *et al.* (STAR Collaboration), Systematic measurements of identified particle spectra in pp, d+Au and Au+Au collisions from STAR, *Phys. Rev. C* **79**, 034909 (2009).
- [53] G. Chen, H. Chen, J. Wu, D.-S. Li, and M.-J. Wang, Centrality dependence of light (anti)nuclei and (anti)hypertriton production in Au+Au collisions at $\sqrt{s_{NN}} = 200$ GeV, *Phys. Rev. C* **88**, 034908 (2013).
- [54] S. Wheaton and J. Cleymans, THERMUS: A Thermal model package for ROOT, *Comput. Phys. Commun.* **180**, 84 (2009).
- [55] J. Stachel, A. Andronic, P. Braun-Munzinger, and K. Redlich, Confronting LHC data with the statistical hadronization model, *J. Phys. Conf. Ser.* **509**, 012019 (2014).
- [56] P. J. Siemens and J. I. Kapusta, Evidence for a Soft Nuclear Matter Equation of State, *Phys. Rev. Lett.* **43**, 1486 (1979).
- [57] A. Polleri, J. P. Bondorf, and I. N. Mishustin, Effects of collective expansion on light cluster spectra in relativistic heavy ion collisions, *Phys. Lett. B* **419**, 19 (1998).

J. Adam,⁴⁰ D. Adamová,⁸³ M. M. Aggarwal,⁸⁷ G. Aglieri Rinella,³⁶ M. Agnello,¹¹¹ N. Agrawal,⁴⁸ Z. Ahammed,¹³¹ I. Ahmed,¹⁶ S. U. Ahn,⁶⁸ I. Aimo,^{94,111} S. Aiola,¹³⁵ M. Ajaz,¹⁶ A. Akindinov,⁵⁸ S. N. Alam,¹³¹ D. Aleksandrov,¹⁰⁰ B. Alessandro,¹¹¹ D. Alexandre,¹⁰² R. Alfaro Molina,⁶⁴ A. Alici,^{105,12} A. Alkin,³ J. Alme,³⁸ T. Alt,⁴³ S. Altinpinar,¹⁸ I. Altsybeev,¹³⁰ C. Alves Garcia Prado,¹¹⁹ C. Andrei,⁷⁸ A. Andronic,⁹⁷ V. Anguelov,⁹³ J. Anielski,⁵⁴ T. Antičić,⁹⁸ F. Antinori,¹⁰⁸ P. Antonioli,¹⁰⁵ L. Aphecetche,¹¹³ H. Appelshäuser,⁵³ S. Arcelli,²⁸ N. Armesto,¹⁷ R. Arnaldi,¹¹¹ T. Aronsson,¹³⁵ I. C. Arsene,²² M. Arslandok,⁵³ A. Augustinus,³⁶ R. Averbeck,⁹⁷ M. D. Azmi,¹⁹ M. Bach,⁴³ A. Badalà,¹⁰⁷ Y. W. Baek,⁴⁴ S. Bagnasco,¹¹¹ R. Bailhache,⁵³ R. Bala,⁹⁰ A. Baldisseri,¹⁵ M. Ball,⁹² F. Baltasar Dos Santos Pedrosa,³⁶ R. C. Baral,⁶¹ A. M. Barbano,¹¹¹ R. Barbera,²⁹ F. Barile,³³ G. G. Barnaföldi,¹³⁴ L. S. Barnby,¹⁰² V. Barret,⁷⁰ P. Bartalini,⁷ J. Bartke,¹¹⁶ E. Bartsch,⁵³ M. Basile,²⁸ N. Bastid,⁷⁰ S. Basu,¹³¹ B. Bathen,⁵⁴ G. Batigne,¹¹³ A. Batista Camejo,⁷⁰ B. Batyunya,⁶⁶ P. C. Batzing,²² I. G. Bearden,⁸⁰ H. Beck,⁵³ C. Bedda,¹¹¹ N. K. Behera,^{49,48} I. Belikov,⁵⁵ F. Bellini,²⁸ H. Bello Martinez,² R. Bellwied,¹²¹ R. Belmont,¹³³ E. Belmont-Moreno,⁶⁴ V. Belyaev,⁷⁶ G. Bencedi,¹³⁴ S. Beole,²⁷ I. Berceau,⁷⁸ A. Bercuci,⁷⁸ Y. Berdnikov,⁸⁵ D. Berenyi,¹³⁴ R. A. Bertens,⁵⁷ D. Berzano,^{36,27} L. Betev,³⁶ A. Bhasin,⁹⁰ I. R. Bhat,⁹⁰ A. K. Bhati,⁸⁷ B. Bhattacharjee,⁴⁵ J. Bhom,¹²⁷ L. Bianchi,^{27,121} N. Bianchi,⁷² C. Bianchin,^{133,57} J. Bielčik,⁴⁰ J. Bielčiková,⁸³ A. Bilandzic,⁸⁰ S. Biswas,⁷⁹ S. Bjelogrić,⁵⁷ F. Blanco,¹⁰ D. Blau,¹⁰⁰ C. Blume,⁵³ F. Bock,^{74,93} A. Bogdanov,⁷⁶ H. Bøggild,⁸⁰ L. Boldizsár,¹³⁴ M. Bombara,⁴¹ J. Book,⁵³

- H. Borel,¹⁵ A. Borissov,⁹⁶ M. Borri,⁸² F. Bossú,⁶⁵ M. Botje,⁸¹ E. Botta,²⁷ S. Böttger,⁵² P. Braun-Munzinger,⁹⁷ M. Bregant,¹¹⁹ T. Breitner,⁵² T. A. Broker,⁵³ T. A. Browning,⁹⁵ M. Broz,⁴⁰ E. J. Brucken,⁴⁶ E. Bruna,¹¹¹ G. E. Bruno,³³ D. Budnikov,⁹⁹ H. Buesching,⁵³ S. Bufalino,^{36,111} P. Buncic,³⁶ O. Busch,⁹³ Z. Buthelezi,⁶⁵ J. T. Buxton,²⁰ D. Caffarri,^{36,30} X. Cai,⁷ H. Caines,¹³⁵ L. Calero Diaz,⁷² A. Caliva,⁵⁷ E. Calvo Villar,¹⁰³ P. Camerini,²⁶ F. Carena,³⁶ W. Carena,³⁶ J. Castillo Castellanos,¹⁵ A. J. Castro,¹²⁴ E. A. R. Casula,²⁵ C. Cavicchioli,³⁶ C. Ceballos Sanchez,⁹ J. Cepila,⁴⁰ P. Cerello,¹¹¹ B. Chang,¹²² S. Chapeland,³⁶ M. Chartier,¹²³ J. L. Charvet,¹⁵ S. Chattopadhyay,¹³¹ S. Chattopadhyay,¹⁰¹ V. Chelnokov,³ M. Cherney,⁸⁶ C. Cheshkov,¹²⁹ B. Cheynis,¹²⁹ V. Chibante Barroso,³⁶ D. D. Chinellato,¹²⁰ P. Chochula,³⁶ K. Choi,⁹⁶ M. Chojnacki,⁸⁰ S. Choudhury,¹³¹ P. Christakoglou,⁸¹ C. H. Christensen,⁸⁰ P. Christiansen,³⁴ T. Chujo,¹²⁷ S. U. Chung,⁹⁶ C. Cicalo,¹⁰⁶ L. Cifarelli,^{12,28} F. Cindolo,¹⁰⁵ J. Cleymans,⁸⁹ F. Colamaria,³³ D. Colella,³³ A. Collu,²⁵ M. Colocci,²⁸ G. Conesa Balbastre,⁷¹ Z. Conesa del Valle,⁵¹ M. E. Connors,¹³⁵ J. G. Contreras,^{11,40} T. M. Cormier,⁸⁴ Y. Corrales Morales,²⁷ I. Cortés Maldonado,² P. Cortese,³² M. R. Cosentino,¹¹⁹ F. Costa,³⁶ P. Crochet,⁷⁰ R. Cruz Albino,¹¹ E. Cuautle,⁶³ L. Cunqueiro,³⁶ T. Dahms,^{92,37} A. Dainese,¹⁰⁸ A. Danu,⁶² D. Das,¹⁰¹ I. Das,^{51,101} S. Das,⁴ A. Dash,¹²⁰ S. Dash,⁴⁸ S. De,¹¹⁹ A. De Caro,^{31,12} G. de Cataldo,¹⁰⁴ J. de Cuveland,⁴³ A. De Falco,²⁵ D. De Gruttola,^{12,31} N. De Marco,¹¹¹ S. De Pasquale,³¹ A. Deisting,^{97,93} A. Deloff,⁷⁷ E. Dénes,^{134,*} G. D'Erasmus,³³ D. Di Bari,³³ A. Di Mauro,³⁶ P. Di Nezza,⁷² M. A. Diaz Corchero,¹⁰ T. Dietel,⁸⁹ P. Dillenseger,⁵³ R. Divià,³⁶ Ø. Djuvsland,¹⁸ A. Dobrin,^{57,81} T. Dobrowolski,^{77,*} D. Domenicis Gimenez,¹¹⁹ B. Dönigus,⁵³ O. Dordic,²² A. K. Dubey,¹³¹ A. Dubla,⁵⁷ L. Ducroux,¹²⁹ P. Dupieux,⁷⁰ R. J. Ehlers,¹³⁵ D. Elia,¹⁰⁴ H. Engel,⁵² B. Erazmus,^{113,36} F. Erhardt,¹²⁸ D. Eschweiler,⁴³ B. Espagnon,⁵¹ M. Estienne,¹¹³ S. Esumi,¹²⁷ J. Eum,⁹⁶ D. Evans,¹⁰² S. Evdokimov,¹¹² G. Eyyubova,⁴⁰ L. Fabbietti,^{37,92} D. Fabris,¹⁰⁸ J. Faivre,⁷¹ A. Fantoni,⁷² M. Fasel,⁷⁴ L. Feldkamp,⁵⁴ D. Felea,⁶² A. Feliciello,¹¹¹ G. Feofilov,¹³⁰ J. Ferencei,⁸³ A. Fernández Téllez,² E. G. Ferreira,¹⁷ A. Ferretti,²⁷ A. Festanti,³⁰ J. Figiel,¹¹⁶ M. A. S. Figueredo,¹²³ S. Filchagin,⁹⁹ D. Finogeev,⁵⁶ F. M. Fionda,¹⁰⁴ E. M. Fiore,³³ M. G. Fleck,⁹³ M. Floris,³⁶ S. Foertsch,⁶⁵ P. Foka,⁹⁷ S. Fokin,¹⁰⁰ E. Fragiaco,¹¹⁰ A. Francescon,^{36,30} U. Frankenfeld,⁹⁷ U. Fuchs,³⁶ C. Furget,⁷¹ A. Furs,⁵⁶ M. Fusco Girard,³¹ J. J. Gaardhøje,⁸⁰ M. Gagliardi,²⁷ A. M. Gago,¹⁰³ M. Gallio,²⁷ D. R. Gangadharan,⁷⁴ P. Ganoti,⁸⁸ C. Gao,⁷ C. Garabatos,⁹⁷ E. Garcia-Solis,¹³ C. Gargiulo,³⁶ P. Gasik,^{37,92} M. Germain,¹¹³ A. Gheata,³⁶ M. Gheata,^{36,62} P. Ghosh,¹³¹ S. K. Ghosh,⁴ P. Gianotti,⁷² P. Giubellino,³⁶ P. Giubilato,³⁰ E. Gladysz-Dziadus,¹¹⁶ P. Gläsel,⁹³ D. M. Gómez Coral,⁶⁴ A. Gomez Ramirez,⁵² P. González-Zamora,¹⁰ S. Gorbunov,⁴³ L. Görlich,¹¹⁶ S. Gotovac,¹¹⁵ V. Grabski,⁶⁴ L. K. Graczykowski,¹³² A. Grelli,⁵⁷ A. Grigoras,³⁶ C. Grigoras,³⁶ V. Grigoriev,⁷⁶ A. Grigoryan,¹ S. Grigoryan,⁶⁶ B. Grinyov,³ N. Griyon,¹¹⁰ J. F. Grosse-Oetringhaus,³⁶ J.-Y. Grossiord,¹²⁹ R. Grosso,³⁶ F. Guber,⁵⁶ R. Guernane,⁷¹ B. Guerzoni,²⁸ K. Gulbrandsen,⁸⁰ H. Gulkanyan,¹ T. Gunji,¹²⁶ A. Gupta,⁹⁰ R. Gupta,⁹⁰ R. Haake,⁵⁴ Ø. Haaland,¹⁸ C. Hadjidakis,⁵¹ M. Haiduc,⁶² H. Hamagaki,¹²⁶ G. Hamar,¹³⁴ L. D. Hanratty,¹⁰² A. Hansen,⁸⁰ J. W. Harris,¹³⁵ H. Hartmann,⁴³ A. Harton,¹³ D. Hatzifotiadou,¹⁰⁵ S. Hayashi,¹²⁶ S. T. Heckel,⁵³ M. Heide,⁵⁴ H. Helstrup,³⁸ A. Herghelegiu,⁷⁸ G. Herrera Corral,¹¹ B. A. Hess,³⁵ K. F. Hetland,³⁸ T. E. Hilden,⁴⁶ H. Hillemanns,³⁶ B. Hippolyte,⁵⁵ P. Hristov,³⁶ M. Huang,¹⁸ T. J. Humanic,²⁰ N. Hussain,⁴⁵ T. Hussain,¹⁹ D. Hutter,⁴³ D. S. Hwang,²¹ R. Ilkaev,⁹⁹ I. Ilkiv,⁷⁷ M. Inaba,¹²⁷ C. Ionita,³⁶ M. Ippolitov,^{76,100} M. Irfan,¹⁹ M. Ivanov,⁹⁷ V. Ivanov,⁸⁵ V. Izucheev,¹¹² P. M. Jacobs,⁷⁴ C. Jahnke,¹¹⁹ H. J. Jang,⁶⁸ M. A. Janik,¹³² P. H. S. Y. Jayarathna,¹²¹ C. Jena,³⁰ S. Jena,¹²¹ R. T. Jimenez Bustamante,⁶³ P. G. Jones,¹⁰² H. Jung,⁴⁴ A. Jusko,¹⁰² P. Kalinak,⁵⁹ A. Kalweit,³⁶ J. Kamin,⁵³ J. H. Kang,¹³⁶ V. Kaplin,⁷⁶ S. Kar,¹³¹ A. Karasu Uysal,⁶⁹ O. Karavichev,⁵⁶ T. Karavicheva,⁵⁶ E. Karpechev,⁵⁶ U. Kbschull,⁵² R. Keidel,¹³⁷ D. L. D. Keijdener,⁵⁷ M. Keil,³⁶ K. H. Khan,¹⁶ M. Mohisin Khan,¹⁹ P. Khan,¹⁰¹ S. A. Khan,¹³¹ A. Khanzadeev,⁸⁵ Y. Kharlov,¹¹² B. Kileng,³⁸ B. Kim,¹³⁶ D. W. Kim,^{44,68} D. J. Kim,¹²² H. Kim,¹³⁶ J. S. Kim,⁴⁴ M. Kim,⁴⁴ M. Kim,¹³⁶ S. Kim,²¹ T. Kim,¹³⁶ S. Kirsch,⁴³ I. Kisel,⁴³ S. Kiselev,⁵⁸ A. Kisiel,¹³² G. Kiss,¹³⁴ J. L. Klay,⁶ C. Klein,⁵³ J. Klein,⁹³ C. Klein-Bösing,⁵⁴ A. Kluge,³⁶ M. L. Knichel,⁹³ A. G. Knospe,¹¹⁷ T. Kobayashi,¹²⁷ C. Kobdaj,¹¹⁴ M. Kofarago,³⁶ M. K. Köhler,⁹⁷ T. Kollegger,^{97,43} A. Kolojvari,¹³⁰ V. Kondratiev,¹³⁰ N. Kondratyeva,⁷⁶ E. Kondratyuk,¹¹² A. Konevskikh,⁵⁶ M. Kour,⁹⁰ C. Kouzinopoulos,³⁶ O. Kovalenko,⁷⁷ V. Kovalenko,¹³⁰ M. Kowalski,^{36,116} S. Kox,⁷¹ G. Koyithatta Meethalevedu,⁴⁸ J. Kral,¹²² I. Králik,⁵⁹ A. Kravčáková,⁴¹ M. Krelina,⁴⁰ M. Kretz,⁴³ M. Krivda,^{102,59} F. Krizek,⁸³ E. Kryshen,³⁶ M. Krzewicki,^{97,43} A. M. Kubera,²⁰ V. Kučera,⁸³ Y. Kucheriaev,^{100,*} T. Kugathasan,³⁶ C. Kuhn,⁵⁵ P. G. Kuijfer,⁸¹ I. Kulakov,⁴³ A. Kumar,⁹⁰ J. Kumar,⁴⁸ L. Kumar,^{79,87} P. Kurashvili,⁷⁷ A. Kurepin,⁵⁶ A. B. Kurepin,⁵⁶ A. Kuryakin,⁹⁹ S. Kushpil,⁸³ M. J. Kweon,⁵⁰ Y. Kwon,¹³⁶ S. L. La Pointe,¹¹¹ P. La Rocca,²⁹ C. Lagana Fernandes,¹¹⁹ I. Lakomov,^{51,36} R. Langoy,⁴² C. Lara,⁵² A. Lardeux,¹⁵ A. Lattuca,²⁷ E. Laudi,³⁶ R. Lea,²⁶ L. Leardini,⁹³ G. R. Lee,¹⁰² S. Lee,¹³⁶ I. Legrand,³⁶ J. Lehnert,⁵³ R. C. Lemmon,⁸² V. Lenti,¹⁰⁴ E. Leogrande,⁵⁷ I. León Monzón,¹¹⁸ M. Leonicino,²⁷ P. Lévai,¹³⁴ S. Li,^{7,70} X. Li,¹⁴ J. Lien,⁴² R. Lietava,¹⁰² S. Lindal,²² V. Lindenstruth,⁴³ C. Lippmann,⁹⁷ M. A. Lisa,²⁰ H. M. Ljunggren,³⁴ D. F. Lodato,⁵⁷ P. I. Loenne,¹⁸ V. R. Loggins,¹³³ V. Loginov,⁷⁶ C. Loizides,⁷⁴ X. Lopez,⁷⁰ E. López Torres,⁹ A. Lowe,¹³⁴ X.-G. Lu,⁹³ P. Luetig,⁵³ M. Lunardon,³⁰ G. Luparello,^{26,57} A. Maevskaya,⁵⁶ M. Mager,³⁶ S. Mahajan,⁹⁰ S. M. Mahmood,²² A. Maire,⁵⁵ R. D. Majka,¹³⁵ M. Malaev,⁸⁵ I. Maldonado Cervantes,⁶³ L. Malinina,^{66,†} D. Mal'Kevich,⁵⁸ P. Malzacher,⁹⁷ A. Mamonov,⁹⁹ L. Manceau,¹¹¹ V. Manko,¹⁰⁰ F. Manso,⁷⁰ V. Manzari,^{104,36} M. Marchisone,²⁷ J. Mareš,⁶⁰ G. V. Margagliotti,²⁶ A. Margotti,¹⁰⁵ J. Margutti,⁵⁷ A. Marín,⁹⁷ C. Markert,¹¹⁷ M. Marquard,⁵³ N. A. Martin,⁹⁷ J. Martin Blanco,¹¹³ P. Martinengo,³⁶ M. I. Martínez,² G. Martínez García,¹¹³ M. Martinez Pedreira,³⁶ Y. Martynov,³ A. Mas,¹¹⁹ S. Masciocchi,⁹⁷ M. Maserà,²⁷ A. Masoni,¹⁰⁶ L. Massacrier,¹¹³ A. Mastroserio,³³ H. Masui,¹²⁷ A. Matyja,¹¹⁶ C. Mayer,¹¹⁶ J. Mazer,¹²⁴ M. A. Mazzoni,¹⁰⁹ D. McDonald,¹²¹ F. Meddi,²⁴ A. Menchaca-Rocha,⁶⁴ E. Meninno,³¹ J. Mercado Pérez,⁹³ M. Meres,³⁹ Y. Miake,¹²⁷ M. M. Mieskolainen,⁴⁶ K. Mikhaylov,^{58,66} L. Milano,³⁶ J. Milosevic,²² L. M. Minervini,^{104,23} A. Mischke,⁵⁷ A. N. Mishra,⁴⁹ D. Miśkowiec,⁹⁷ J. Mitra,¹³¹ C. M. Mitu,⁶² N. Mohammadi,⁵⁷ B. Mohanty,^{79,131} L. Molnar,⁵⁵ L. Montaña Zetina,¹¹ E. Montes,¹⁰ M. Morando,³⁰

D. A. Moreira De Godoy,¹¹³ L. A. P. Moreno,² S. Moretto,³⁰ A. Morreale,¹¹³ A. Morsch,³⁶ V. Muccifora,⁷² E. Mudnic,¹¹⁵ D. Mühlheim,⁵⁴ S. Muhuri,¹³¹ M. Mukherjee,¹³¹ H. Müller,³⁶ J. D. Mulligan,¹³⁵ M. G. Munhoz,¹¹⁹ S. Murray,⁶⁵ L. Musa,³⁶ J. Musinsky,⁵⁹ B. K. Nandi,⁴⁸ R. Nania,¹⁰⁵ E. Nappi,¹⁰⁴ M. U. Naru,¹⁶ C. Nattrass,¹²⁴ K. Nayak,⁷⁹ T. K. Nayak,¹³¹ S. Nazareno,⁹⁹ A. Nedosekin,⁵⁸ L. Nellen,⁶³ F. Ng,¹²¹ M. Nicassio,⁹⁷ M. Niculescu,^{62,36} J. Niedziela,³⁶ B. S. Nielsen,⁸⁰ S. Nikolaev,¹⁰⁰ S. Nikulin,¹⁰⁰ V. Nikulin,⁸⁵ F. Noferini,^{12,105} P. Nomokonov,⁶⁶ G. Nooren,⁵⁷ J. Norman,¹²³ A. Nyanin,¹⁰⁰ J. Nystrand,¹⁸ H. Oeschler,⁹³ S. Oh,¹³⁵ S. K. Oh,⁶⁷ A. Ohlson,³⁶ A. Okatan,⁶⁹ T. Okubo,⁴⁷ L. Olah,¹³⁴ J. Oleniacz,¹³² A. C. Oliveira Da Silva,¹¹⁹ M. H. Oliver,¹³⁵ J. Onderwaater,⁹⁷ C. Oppedisano,¹¹¹ A. Ortiz Velasquez,⁶³ A. Oskarsson,³⁴ J. Otwinowski,^{97,116} K. Oyama,⁹³ M. Ozdemir,⁵³ Y. Pachmayer,⁹³ P. Pagano,³¹ G. Pačić,⁶³ C. Pajares,¹⁷ S. K. Pal,¹³¹ J. Pan,¹³³ A. K. Pandey,⁴⁸ D. Pant,⁴⁸ V. Papikyan,¹ G. S. Pappalardo,¹⁰⁷ P. Pareek,⁴⁹ W. J. Park,⁹⁷ S. Parmar,⁸⁷ A. Passfeld,⁵⁴ V. Paticchio,¹⁰⁴ B. Paul,¹⁰¹ T. Pawlak,¹³² T. Peitzmann,⁵⁷ H. Pereira Da Costa,¹⁵ E. Pereira De Oliveira Filho,¹¹⁹ D. Peresunko,^{76,100} C. E. Pérez Lara,⁸¹ V. Peskov,⁵³ Y. Pestov,⁵ V. Petráček,⁴⁰ V. Petrov,¹¹² M. Petrovici,⁷⁸ C. Petta,²⁹ S. Piano,¹¹⁰ M. Pikna,³⁹ P. Pillot,¹¹³ O. Pinazza,^{105,36} L. Pinsky,¹²¹ D. B. Piyarathna,¹²¹ M. Płoskoń,⁷⁴ M. Planinic,¹²⁸ J. Pluta,¹³² S. Pochybova,¹³⁴ P. L. M. Podesta-Lerma,¹¹⁸ M. G. Poghosyan,⁸⁶ B. Polichtchouk,¹¹² N. Poljak,¹²⁸ W. Poonsawat,¹¹⁴ A. Pop,⁷⁸ S. Porteboeuf-Houssais,⁷⁰ J. Porter,⁷⁴ J. Pospisil,⁸³ S. K. Prasad,⁴ R. Preghenella,^{105,36} F. Prino,¹¹¹ C. A. Pruneau,¹³³ I. Pshenichnov,⁵⁶ M. Puccio,¹¹¹ G. Puddu,²⁵ P. Pujahari,¹³³ V. Punin,⁹⁹ J. Putschke,¹³³ H. Qvigstad,²² A. Rachevski,¹¹⁰ S. Raha,⁴ S. Rajput,⁹⁰ J. Rak,¹²² A. Rakotozafindrabe,¹⁵ L. Ramello,³² R. Raniwala,⁹¹ S. Raniwala,⁹¹ S. S. Räsänen,⁴⁶ B. T. Rascanu,⁵³ D. Rathee,⁸⁷ K. F. Read,¹²⁴ J. S. Real,⁷¹ K. Redlich,⁷⁷ R. J. Reed,¹³³ A. Rehman,¹⁸ P. Reichelt,⁵³ M. Reicher,⁵⁷ F. Reidt,^{93,36} X. Ren,⁷ R. Renfordt,⁵³ A. R. Reolon,⁷² A. Reshetin,⁵⁶ F. Rettig,⁴³ J.-P. Revol,¹² K. Reygers,⁹³ V. Riabov,⁸⁵ R. A. Ricci,⁷³ T. Richert,³⁴ M. Richter,²² P. Riedler,³⁶ W. Riegler,³⁶ F. Riggi,²⁹ C. Ristea,⁶² A. Rivetti,¹¹¹ E. Rocco,⁵⁷ M. Rodríguez Cahuantzi,^{11,2} A. Rodríguez Manso,⁸¹ K. Røed,²² E. Rogochaya,⁶⁶ D. Rohr,⁴³ D. Röhrich,¹⁸ R. Romita,¹²³ F. Ronchetti,⁷² L. Ronflette,¹¹³ P. Rosnet,⁷⁰ A. Rossi,³⁶ F. Roukoutakis,⁸⁸ A. Roy,⁴⁹ C. Roy,⁵⁵ P. Roy,¹⁰¹ A. J. Rubio Montero,¹⁰ R. Rui,²⁶ R. Russo,²⁷ E. Ryabinkin,¹⁰⁰ Y. Ryabov,⁸⁵ A. Rybicki,¹¹⁶ S. Sadovsky,¹¹² K. Šafařík,³⁶ B. Sahlmuller,⁵³ P. Sahoo,⁴⁹ R. Sahoo,⁴⁹ S. Sahoo,⁶¹ P. K. Sahu,⁶¹ J. Saini,¹³¹ S. Sakai,⁷² M. A. Saleh,¹³³ C. A. Salgado,¹⁷ J. Salzwedel,²⁰ S. Sambyal,⁹⁰ V. Samsonov,⁸⁵ X. Sanchez Castro,⁵⁵ L. Sándor,⁵⁹ A. Sandoval,⁶⁴ M. Sano,¹²⁷ G. Santagati,²⁹ D. Sarkar,¹³¹ E. Scapparone,¹⁰⁵ F. Scarlassara,³⁰ R. P. Scharenberg,⁹⁵ C. Schiaua,⁷⁸ R. Schicker,⁹³ C. Schmidt,⁹⁷ H. R. Schmidt,³⁵ S. Schuchmann,⁵³ J. Schukraft,³⁶ M. Schulc,⁴⁰ T. Schuster,¹³⁵ Y. Schutz,^{113,36} K. Schwarz,⁹⁷ K. Schweda,⁹⁷ G. Scioli,²⁸ E. Scomparin,¹¹¹ R. Scott,¹²⁴ K. S. Seeder,¹¹⁹ J. E. Seger,⁸⁶ Y. Sekiguchi,¹²⁶ I. Selyuzhenkov,⁹⁷ K. Senosi,⁶⁵ J. Seo,^{67,96} E. Serradilla,^{10,64} A. Sevcenco,⁶² A. Shabanov,⁵⁶ A. Shabetai,¹¹³ O. Shadura,³ R. Shahoyan,³⁶ A. Shangaraev,¹¹² A. Sharma,⁹⁰ M. Sharma,⁹⁰ N. Sharma,^{124,61} K. Shigaki,⁴⁷ K. Shtejer,^{9,27} Y. Sibiriyak,¹⁰⁰ S. Siddhanta,¹⁰⁶ K. M. Sielewicz,³⁶ T. Siemiarczuk,⁷⁷ D. Silvermyr,^{84,34} C. Silvestre,⁷¹ G. Simatovic,¹²⁸ G. Simonetti,³⁶ R. Singaraju,¹³¹ R. Singh,⁷⁹ S. Singha,^{79,131} V. Singhal,¹³¹ B. C. Sinha,¹³¹ T. Sinha,¹⁰¹ B. Sitar,³⁹ M. Sitta,³² T. B. Skaali,²² M. Slupecki,¹²² N. Smirnov,¹³⁵ R. J. M. Snellings,⁵⁷ T. W. Snellman,¹²² C. Søgaard,³⁴ R. Soltz,⁷⁵ J. Song,⁹⁶ M. Song,¹³⁶ Z. Song,⁷ F. Soramel,³⁰ S. Sorensen,¹²⁴ M. Spacek,⁴⁰ E. Spiriti,⁷² I. Sputowska,¹¹⁶ M. Spyropoulou-Stassinaki,⁸⁸ B. K. Srivastava,⁹⁵ J. Stachel,⁹³ I. Stan,⁶² G. Stefanek,⁷⁷ M. Steinpreis,²⁰ E. Stenlund,³⁴ G. Steyn,⁶⁵ J. H. Stiller,⁹³ D. Stocco,¹¹³ P. Strmen,³⁹ A. A. P. Suaide,¹¹⁹ T. Sugitate,⁴⁷ C. Suire,⁵¹ M. Suleymanov,¹⁶ R. Sultanov,⁵⁸ M. Šumbera,⁸³ T. J. M. Symons,⁷⁴ A. Szabo,³⁹ A. Szanto de Toledo,^{119,*} I. Szarka,³⁹ A. Szczepankiewicz,³⁶ M. Szymanski,¹³² J. Takahashi,¹²⁰ N. Tanaka,¹²⁷ M. A. Tangaro,³³ J. D. Tapia Takaki,^{51,†} A. Tarantola Peloni,⁵³ M. Tariq,¹⁹ M. G. Tazila,⁷⁸ A. Tauro,³⁶ G. Tejada Muñoz,² A. Telesca,³⁶ K. Terasaki,¹²⁶ C. Terrevoli,^{30,25} B. Teyssier,¹²⁹ J. Thäder,^{97,74} D. Thomas,¹¹⁷ R. Tieulent,¹²⁹ A. R. Timmins,¹²¹ A. Toia,⁵³ S. Trogolo,¹¹¹ V. Trubnikov,³ W. H. Trzaska,¹²² T. Tsuji,¹²⁶ A. Tumkin,⁹⁹ R. Turrisi,¹⁰⁸ T. S. Tveter,²² K. Ullaland,¹⁸ A. Uras,¹²⁹ G. L. Usai,²⁵ A. Utrobicic,¹²⁸ M. Vajzer,⁸³ M. Vala,⁵⁹ L. Valencia Palomo,⁷⁰ S. Vallero,²⁷ J. Van Der Maarel,⁵⁷ J. W. Van Hoorne,³⁶ M. van Leeuwen,⁵⁷ T. Vanat,⁸³ P. Vande Vyvre,³⁶ D. Varga,¹³⁴ A. Vargas,² M. Vargyas,¹²² R. Varma,⁴⁸ M. Vasileiou,⁸⁸ A. Vasiliev,¹⁰⁰ A. Vauthier,⁷¹ V. Vechnin,¹³⁰ A. M. Veen,⁵⁷ M. Veldhoen,⁵⁷ A. Velure,¹⁸ M. Venaruzzo,⁷³ E. Vercellin,²⁷ S. Vergara Limón,² R. Vernet,⁸ M. Verweij,¹³³ L. Vickovic,¹¹⁵ G. Viesti,^{30,*} J. Viinikainen,¹²² Z. Vilakazi,¹²⁵ O. Villalobos Baillie,¹⁰² A. Villatoro Tello,² A. Vinogradov,¹⁰⁰ L. Vinogradov,¹³⁰ Y. Vinogradov,^{99,*} T. Virgili,³¹ V. Vislavicius,³⁴ Y. P. Viyogi,¹³¹ A. Vodopyanov,⁶⁶ M. A. Völkl,⁹³ K. Voloshin,⁵⁸ S. A. Voloshin,¹³³ G. Volpe,^{134,36} B. von Haller,³⁶ I. Vorobyev,^{37,92} D. Vranic,^{36,97} J. Vrláková,⁴¹ B. Vulpescu,⁷⁰ A. Vyushin,⁹⁹ B. Wagner,¹⁸ J. Wagner,⁹⁷ H. Wang,⁵⁷ M. Wang,^{7,113} Y. Wang,⁹³ D. Watanabe,¹²⁷ M. Weber,^{36,121} S. G. Weber,⁹⁷ J. P. Wessels,⁵⁴ U. Westerhoff,⁵⁴ J. Wiechula,³⁵ J. Wikne,²² M. Wilde,⁵⁴ G. Wilk,⁷⁷ J. Wilkinson,⁹³ M. C. S. Williams,¹⁰⁵ B. Windelband,⁹³ M. Winn,⁹³ C. G. Yaldo,¹³³ Y. Yamaguchi,¹²⁶ H. Yang,⁵⁷ P. Yang,⁷ S. Yano,⁴⁷ S. Yasnopolskiy,¹⁰⁰ Z. Yin,⁷ H. Yokoyama,¹²⁷ I.-K. Yoo,⁹⁶ V. Yurchenko,³ I. Yushmanov,¹⁰⁰ A. Zaborowska,¹³² V. Zaccolo,⁸⁰ A. Zaman,¹⁶ C. Zampolli,¹⁰⁵ H. J. C. Zanoli,¹¹⁹ S. Zaporozhets,⁶⁶ A. Zarochentsev,¹³⁰ P. Závada,⁶⁰ N. Zaviyalov,⁹⁹ H. Zbroszczyk,¹³² I. S. Zgura,⁶² M. Zhalov,⁸⁵ H. Zhang,^{18,7} X. Zhang,⁷⁴ Y. Zhang,⁷ C. Zhao,²² N. Zhigareva,⁵⁸ D. Zhou,⁷ Y. Zhou,^{80,57} Z. Zhou,¹⁸ H. Zhu,^{18,7} J. Zhu,^{113,7} X. Zhu,⁷ A. Zichichi,^{12,28} A. Zimmermann,⁹³ M. B. Zimmermann,^{54,36} G. Zinovjev,³ and M. Zyzak⁴³

(ALICE Collaboration)

¹A.I. Alikhanyan National Science Laboratory (Yerevan Physics Institute) Foundation, Yerevan, Armenia²Benemérita Universidad Autónoma de Puebla, Puebla, Mexico

- ³*Bogolyubov Institute for Theoretical Physics, Kiev, Ukraine*
- ⁴*Bose Institute, Department of Physics and Centre for Astroparticle Physics and Space Science (CAPSS), Kolkata, India*
- ⁵*Budker Institute for Nuclear Physics, Novosibirsk, Russia*
- ⁶*California Polytechnic State University, San Luis Obispo, California, United States*
- ⁷*Central China Normal University, Wuhan, China*
- ⁸*Centre de Calcul de l'IN2P3, Villeurbanne, France*
- ⁹*Centro de Aplicaciones Tecnológicas y Desarrollo Nuclear (CEADEN), Havana, Cuba*
- ¹⁰*Centro de Investigaciones Energéticas Medioambientales y Tecnológicas (CIEMAT), Madrid, Spain*
- ¹¹*Centro de Investigación y de Estudios Avanzados (CINVESTAV), Mexico City and Mérida, Mexico*
- ¹²*Centro Fermi - Museo Storico della Fisica e Centro Studi e Ricerche "Enrico Fermi", Rome, Italy*
- ¹³*Chicago State University, Chicago, Illinois, USA*
- ¹⁴*China Institute of Atomic Energy, Beijing, China*
- ¹⁵*Commissariat à l'Energie Atomique, IRFU, Saclay, France*
- ¹⁶*COMSATS Institute of Information Technology (CIIT), Islamabad, Pakistan*
- ¹⁷*Departamento de Física de Partículas and IGFAE, Universidad de Santiago de Compostela, Santiago de Compostela, Spain*
- ¹⁸*Department of Physics and Technology, University of Bergen, Bergen, Norway*
- ¹⁹*Department of Physics, Aligarh Muslim University, Aligarh, India*
- ²⁰*Department of Physics, Ohio State University, Columbus, Ohio, United States*
- ²¹*Department of Physics, Sejong University, Seoul, South Korea*
- ²²*Department of Physics, University of Oslo, Oslo, Norway*
- ²³*Dipartimento di Elettrotecnica ed Elettronica del Politecnico, Bari, Italy*
- ²⁴*Dipartimento di Fisica dell'Università 'La Sapienza' and Sezione INFN Rome, Italy*
- ²⁵*Dipartimento di Fisica dell'Università and Sezione INFN, Cagliari, Italy*
- ²⁶*Dipartimento di Fisica dell'Università and Sezione INFN, Trieste, Italy*
- ²⁷*Dipartimento di Fisica dell'Università and Sezione INFN, Turin, Italy*
- ²⁸*Dipartimento di Fisica e Astronomia dell'Università and Sezione INFN, Bologna, Italy*
- ²⁹*Dipartimento di Fisica e Astronomia dell'Università and Sezione INFN, Catania, Italy*
- ³⁰*Dipartimento di Fisica e Astronomia dell'Università and Sezione INFN, Padova, Italy*
- ³¹*Dipartimento di Fisica 'E.R. Caianiello' dell'Università and Gruppo Collegato INFN, Salerno, Italy*
- ³²*Dipartimento di Scienze e Innovazione Tecnologica dell'Università del Piemonte Orientale and Gruppo Collegato INFN, Alessandria, Italy*
- ³³*Dipartimento Interateneo di Fisica 'M. Merlin' and Sezione INFN, Bari, Italy*
- ³⁴*Division of Experimental High Energy Physics, University of Lund, Lund, Sweden*
- ³⁵*Eberhard Karls Universität Tübingen, Tübingen, Germany*
- ³⁶*European Organization for Nuclear Research (CERN), Geneva, Switzerland*
- ³⁷*Excellence Cluster Universe, Technische Universität München, Munich, Germany*
- ³⁸*Faculty of Engineering, Bergen University College, Bergen, Norway*
- ³⁹*Faculty of Mathematics, Physics and Informatics, Comenius University, Bratislava, Slovakia*
- ⁴⁰*Faculty of Nuclear Sciences and Physical Engineering, Czech Technical University in Prague, Prague, Czech Republic*
- ⁴¹*Faculty of Science, P.J. Šafárik University, Košice, Slovakia*
- ⁴²*Faculty of Technology, Buskerud and Vestfold University College, Vestfold, Norway*
- ⁴³*Frankfurt Institute for Advanced Studies, Johann Wolfgang Goethe-Universität Frankfurt, Frankfurt, Germany*
- ⁴⁴*Gangneung-Wonju National University, Gangneung, South Korea*
- ⁴⁵*Gauhati University, Department of Physics, Guwahati, India*
- ⁴⁶*Helsinki Institute of Physics (HIP), Helsinki, Finland*
- ⁴⁷*Hiroshima University, Hiroshima, Japan*
- ⁴⁸*Indian Institute of Technology Bombay (IIT), Mumbai, India*
- ⁴⁹*Indian Institute of Technology Indore, Indore (IITI), India*
- ⁵⁰*Inha University, Incheon, South Korea*
- ⁵¹*Institut de Physique Nucléaire d'Orsay (IPNO), Université Paris-Sud, CNRS-IN2P3, Orsay, France*
- ⁵²*Institut für Informatik, Johann Wolfgang Goethe-Universität Frankfurt, Frankfurt, Germany*
- ⁵³*Institut für Kernphysik, Johann Wolfgang Goethe-Universität Frankfurt, Frankfurt, Germany*
- ⁵⁴*Institut für Kernphysik, Westfälische Wilhelms-Universität Münster, Münster, Germany*
- ⁵⁵*Institut Pluridisciplinaire Hubert Curien (IPHC), Université de Strasbourg, CNRS-IN2P3, Strasbourg, France*
- ⁵⁶*Institute for Nuclear Research, Academy of Sciences, Moscow, Russia*
- ⁵⁷*Institute for Subatomic Physics of Utrecht University, Utrecht, Netherlands*
- ⁵⁸*Institute for Theoretical and Experimental Physics, Moscow, Russia*
- ⁵⁹*Institute of Experimental Physics, Slovak Academy of Sciences, Košice, Slovakia*
- ⁶⁰*Institute of Physics, Academy of Sciences of the Czech Republic, Prague, Czech Republic*
- ⁶¹*Institute of Physics, Bhubaneswar, India*

- ⁶²*Institute of Space Science (ISS), Bucharest, Romania*
- ⁶³*Instituto de Ciencias Nucleares, Universidad Nacional Autónoma de México, Mexico City, Mexico*
- ⁶⁴*Instituto de Física, Universidad Nacional Autónoma de México, Mexico City, Mexico*
- ⁶⁵*iThemba LABS, National Research Foundation, Somerset West, South Africa*
- ⁶⁶*Joint Institute for Nuclear Research (JINR), Dubna, Russia*
- ⁶⁷*Konkuk University, Seoul, South Korea*
- ⁶⁸*Korea Institute of Science and Technology Information, Daejeon, South Korea*
- ⁶⁹*KTO Karatay University, Konya, Turkey*
- ⁷⁰*Laboratoire de Physique Corpusculaire (LPC), Clermont Université, Université Blaise Pascal, CNRS-IN2P3, Clermont-Ferrand, France*
- ⁷¹*Laboratoire de Physique Subatomique et de Cosmologie, Université Grenoble-Alpes, CNRS-IN2P3, Grenoble, France*
- ⁷²*Laboratori Nazionali di Frascati, INFN, Frascati, Italy*
- ⁷³*Laboratori Nazionali di Legnaro, INFN, Legnaro, Italy*
- ⁷⁴*Lawrence Berkeley National Laboratory, Berkeley, California, United States*
- ⁷⁵*Lawrence Livermore National Laboratory, Livermore, California, United States*
- ⁷⁶*Moscow Engineering Physics Institute, Moscow, Russia*
- ⁷⁷*National Centre for Nuclear Studies, Warsaw, Poland*
- ⁷⁸*National Institute for Physics and Nuclear Engineering, Bucharest, Romania*
- ⁷⁹*National Institute of Science Education and Research, Bhubaneswar, India*
- ⁸⁰*Niels Bohr Institute, University of Copenhagen, Copenhagen, Denmark*
- ⁸¹*Nikhef, Nationaal instituut voor subatomaire fysica, Amsterdam, Netherlands*
- ⁸²*Nuclear Physics Group, STFC Daresbury Laboratory, Daresbury, United Kingdom*
- ⁸³*Nuclear Physics Institute, Academy of Sciences of the Czech Republic, Řež u Prahy, Czech Republic*
- ⁸⁴*Oak Ridge National Laboratory, Oak Ridge, Tennessee, United States*
- ⁸⁵*Petersburg Nuclear Physics Institute, Gatchina, Russia*
- ⁸⁶*Physics Department, Creighton University, Omaha, Nebraska, United States*
- ⁸⁷*Physics Department, Panjab University, Chandigarh, India*
- ⁸⁸*Physics Department, University of Athens, Athens, Greece*
- ⁸⁹*Physics Department, University of Cape Town, Cape Town, South Africa*
- ⁹⁰*Physics Department, University of Jammu, Jammu, India*
- ⁹¹*Physics Department, University of Rajasthan, Jaipur, India*
- ⁹²*Physik Department, Technische Universität München, Munich, Germany*
- ⁹³*Physikalisches Institut, Ruprecht-Karls-Universität Heidelberg, Heidelberg, Germany*
- ⁹⁴*Politecnico di Torino, Turin, Italy*
- ⁹⁵*Purdue University, West Lafayette, Indiana, United States*
- ⁹⁶*Pusan National University, Pusan, South Korea*
- ⁹⁷*Research Division and ExtreMe Matter Institute EMMI, GSI Helmholtzzentrum für Schwerionenforschung, Darmstadt, Germany*
- ⁹⁸*Rudjer Bošković Institute, Zagreb, Croatia*
- ⁹⁹*Russian Federal Nuclear Center (VNIIEF), Sarov, Russia*
- ¹⁰⁰*Russian Research Centre Kurchatov Institute, Moscow, Russia*
- ¹⁰¹*Saha Institute of Nuclear Physics, Kolkata, India*
- ¹⁰²*School of Physics and Astronomy, University of Birmingham, Birmingham, United Kingdom*
- ¹⁰³*Sección Física, Departamento de Ciencias, Pontificia Universidad Católica del Perú, Lima, Peru*
- ¹⁰⁴*Sezione INFN, Bari, Italy*
- ¹⁰⁵*Sezione INFN, Bologna, Italy*
- ¹⁰⁶*Sezione INFN, Cagliari, Italy*
- ¹⁰⁷*Sezione INFN, Catania, Italy*
- ¹⁰⁸*Sezione INFN, Padova, Italy*
- ¹⁰⁹*Sezione INFN, Rome, Italy*
- ¹¹⁰*Sezione INFN, Trieste, Italy*
- ¹¹¹*Sezione INFN, Turin, Italy*
- ¹¹²*SSC IHEP of NRC Kurchatov institute, Protvino, Russia*
- ¹¹³*SUBATECH, Ecole des Mines de Nantes, Université de Nantes, CNRS-IN2P3, Nantes, France*
- ¹¹⁴*Suranaree University of Technology, Nakhon Ratchasima, Thailand*
- ¹¹⁵*Technical University of Split FESB, Split, Croatia*
- ¹¹⁶*The Henryk Niewodniczanski Institute of Nuclear Physics, Polish Academy of Sciences, Cracow, Poland*
- ¹¹⁷*The University of Texas at Austin, Physics Department, Austin, Texas, USA*
- ¹¹⁸*Universidad Autónoma de Sinaloa, Culiacán, Mexico*
- ¹¹⁹*Universidade de São Paulo (USP), São Paulo, Brazil*
- ¹²⁰*Universidade Estadual de Campinas (UNICAMP), Campinas, Brazil*

¹²¹*University of Houston, Houston, Texas, United States*

¹²²*University of Jyväskylä, Jyväskylä, Finland*

¹²³*University of Liverpool, Liverpool, United Kingdom*

¹²⁴*University of Tennessee, Knoxville, Tennessee, United States*

¹²⁵*University of the Witwatersrand, Johannesburg, South Africa*

¹²⁶*University of Tokyo, Tokyo, Japan*

¹²⁷*University of Tsukuba, Tsukuba, Japan*

¹²⁸*University of Zagreb, Zagreb, Croatia*

¹²⁹*Université de Lyon, Université Lyon 1, CNRS/IN2P3, IPN-Lyon, Villeurbanne, France*

¹³⁰*V. Fock Institute for Physics, St. Petersburg State University, St. Petersburg, Russia*

¹³¹*Variable Energy Cyclotron Centre, Kolkata, India*

¹³²*Warsaw University of Technology, Warsaw, Poland*

¹³³*Wayne State University, Detroit, Michigan, United States*

¹³⁴*Wigner Research Centre for Physics, Hungarian Academy of Sciences, Budapest, Hungary*

¹³⁵*Yale University, New Haven, Connecticut, United States*

¹³⁶*Yonsei University, Seoul, South Korea*

¹³⁷*Zentrum für Technologietransfer und Telekommunikation (ZTT), Fachhochschule Worms, Worms, Germany*

*Deceased.

†Also at M.V. Lomonosov Moscow State University, D.V. Skobeltsyn Institute of Nuclear Physics, Moscow, Russia.

‡Also at University of Kansas, Lawrence, KS, United States.