












Author Correction: Mapping peat thickness and carbon stocks of the central Congo Basin using field data

Bart Crezee , Greta C. Dargie, Corneille E. N. Ewango, Edward T. A. Mitchard , Ovide Emba B., Joseph Kanyama T., Pierre Bola, Jean-Bosco N. Ndjango, Nicholas T. Girkin, Yannick E. Bocko, Suspense A. Ifo, Wannas Hubau , Dirk Seidensticker , Rodrigue Batumike, Gérard Imani , Aida Cuní-Sanchez, Christopher A. Kiahtipes , Judicaël Lebamba, Hans-Peter Wotzka, Hollie Bean, Timothy R. Baker , Andy J. Baird , Arnoud Boom , Paul J. Morris , Susan E. Page, Ian T. Lawson and Simon L. Lewis 

Correction to: *Nature Geoscience* <https://doi.org/10.1038/s41561-022-00966-7>, published online 21 July 2022.

In this article, the Fig. 1b legend labels “Non-peat-forming forest” (green shading) and “Savannah” (orange shading) were originally swapped in error. In addition, in Fig. 4b, the orange “2,750–3,500” legend was incorrectly shown as “2,750–3,000.”









The changes have been made to the HTML and PDF versions of the article.

Published online: 3 August 2022

<https://doi.org/10.1038/s41561-022-01021-1>

© The Author(s), under exclusive licence to Springer Nature Limited 2022

Publisher Correction: Machine learning reveals climate forcing from aerosols is dominated by increased cloud cover

Ying Chen , Jim Haywood , Yu Wang , Florent Malavelle, George Jordan , Daniel Partridge , Jonathan Fieldsend, Johannes De Leeuw, Anja Schmidt , Nayeong Cho , Lazaros Oreopoulos, Steven Platnick, Daniel Grosvenor, Paul Field and Ulrike Lohmann 

Correction to: *Nature Geoscience* <https://doi.org/10.1038/s41561-022-00991-6>, published online 1 August 2022.

In the version of this article originally published, extraneous “(%)” symbols appeared in three *x*-axis labels in Fig. 2c. They have now been removed from the HTML and PDF versions of the figure.

Published online: 17 August 2022

<https://doi.org/10.1038/s41561-022-01027-9>

© The Author(s), under exclusive licence to Springer Nature Limited 2022