

QoS Routing in Smart Grid

Husheng Li and Weiyi Zhang

Abstract— Smart grid is an emerging technology which is able to control the power load via price signaling. The communication between the power supplier and power customers is a key issue in smart grid. Performance degradation like delay or outage may cause significant impact on the stability of the pricing based control and thus the reward of smart grid. Therefore, a QoS mechanism is proposed for the communication system in smart grid, which incorporates the derivation of QoS requirement and applies QoS routing in the communication network. For deriving the QoS requirement, the dynamics of power load and the load-price mapping are studied. The corresponding impacts of different QoS metrics like delay are analyzed. Then, the QoS is derived via an optimization problem that maximizes the total revenue. Based on the derived QoS requirement, a simple greedy QoS routing algorithm is proposed for the requirement of high speed routing in smart grid. It is also proven that the proposed greedy algorithm is a K -approximation. Numerical simulation shows that the proposed mechanism and algorithm can effectively derive and secure the communication QoS in smart grid.

I. INTRODUCTION

In recent years, power grids are experiencing a revolutionary technological transformation. One significant feature is that electric appliances can receive realtime power price via communication networks and optimize its power consumption level according to the current power price. Then, the power utilization efficiency is significantly improved and the global energy consumption is reduced to combat the crisis of energy resource.

In smart grid, a key challenge is how to adapt the communication network to the context of power price transmission. Obviously, the data flow of power price cannot be elastic since it should be realtime; otherwise, it may incur a significant loss if the expired power price is used. Therefore, the data transmission of power price must be equipped with quality of service (QoS) guarantee. This incurs two important questions unique to smart grid:

- How to define the QoS requirement in the context of smart grid?
- How to ensure the QoS requirement from the home appliance in the communication network?

In this paper, we answer the above two questions by proposing a QoS system for smart grid. The proposed QoS framework plays the role of interface between the power market and the communication networks. Once a set of reasonable QoS metrics can be derived in the context of smart grid, many

H. Li is with the Department of Electrical Engineering and Computer Science, the University of Tennessee, Knoxville, TN, 37996 (email: husheng@eecs.utk.edu). W. Zhang is with the Department of Computer Science, North Dakota State University, Fargo, ND, 58105 (email: Weiyi.Zhang@ndsu.edu). This work was supported by the National Science Foundation under grants CCF-0830451 and ECCS-0901425, as well as North Dakota State EPSCoRE under the Infrastructure Improvement Program FAR-0015846.

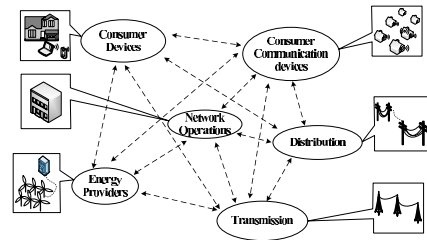


Fig. 1: The network perspective of smart grid

QoS ensuing approaches can be applied to guarantee the performance gain introduced by the technology of smart grid.

To answer the first question, we need to study the detailed mechanism of power price. Take video streaming for instance. To propose a QoS requirement for video streaming, the source coder must be aware of the impacts of different factors like delay or jitter on the video quality and then derive a suitable QoS requirement. Therefore, we study the impact of QoS parameters on the reward of home appliance. For simplicity, we study only two QoS parameters, namely the delay and outage probability. The framework proposed in this paper also applies to many other QoS metrics. We first introduce the mechanism of power price based on the dynamics of load. Then, we build a reward system for the home appliance based on the power price and the utility function of the appliance, thus obtaining the impact of delay and outage on the reward of home appliance. Finally, the QoS requirement is derived by optimizing the reward.

To answer the second question, we focus on routing methodologies meeting the derived QoS requirement. We focus on providing multiple QoS-aware routing within multiple (more than 2) constraints. Given the heterogeneity of the smart grid, traditional schemes, such as fully polynomial-time approximations [14] [7] [15], cannot be directly applied due to the requirements of high computing and storage capabilities. An efficient, which can be implemented by both powerful and resource-limited devices, and effective, which provides provably-good performance, algorithm is needed for the QoS routing in smart grid. In this part, we present a simple greedy algorithm for the multi-constrained QoS routing. Moreover, we prove that our greedy algorithm is a K -approximation (K is the number of constraints). In addition, our solution can be implemented in a distributed manner.

The remainder of this paper is organized as follows. The system model is introduced in Section II. Then, the QoS requirement is derived in Section III while the QoS routing is discussed in Section IV. Numerical results and conclusions are provided in Sections V and VI, respectively.

II. SYSTEM MODEL

We consider a simplified model for smart grid by considering only the QoS requirement in the power price inquiry. We assume that a home appliance receives power price from the power market. A QoS requirement is sent from the home appliance to the control center of the communication network. Then, the control center assigns one or more route for the home appliance to guarantee the QoS requirement. Smart devices, such as smart meter, and electricity generator can be viewed as the nodes throughout a network. All the transmission medium, such as fiber, wireless, broadband over power line, WiMax, GPRS, Ethernet, and radio, form the links in a network. As shown in Fig. 1, the whole infrastructure of smart grid can be represented by a communication network structure, which is designed to optimize a smart grid investment.

It is worth noting that smart grid is a heterogeneous network. Various electric equipments, with dramatically different resource limits, such as computing power, storage capability, are integrated in the grid. Meanwhile, wireless network technology is utilized in combination with a utilities fiber or Ethernet communications infrastructure. To provide QoS-aware routing for smart grid, we must consider the heterogeneity of the network and provide solutions that could be applied for all the devices in the networks.

III. DERIVATION OF QoS REQUIREMENT

A QoS requirement usually includes specifications like average delay, jitter and connection outage probability. To derive the QoS requirement, the following problems should be addressed in the study:

- How to describe the probabilistic dynamics of the power system?
- How to evaluate the impact of different QoS specifications on the smart grid system? For example, how does a long communication delay affect the system performance?
- How to derive QoS requirement due to the corresponding impact?

In this section, we provide an approach to address the above three key questions and thus derive the QoS requirements for delay and outage probability.

A. Probabilistic Dynamics of the Power System

Power price is typically determined by locational margin price (LMP) [1] driven by the load which varies with time. A constrained optimization problem can be used to derive the LMP from the load and other parameters, where the Lagrange factors of the constraints are considered as prices [11]. In practical systems, we can use a piecewise curve, as illustrated in Fig. 2, to accomplish the mapping between the load and the price. Note that, we have finite numbers of prices, denoted by Q , in Fig. 2. Therefore, we denote by q_1, q_2, \dots, q_Q these prices. The intervals of loads corresponding to the prices q_1, \dots, q_Q are denoted by J_1, \dots, J_Q , respectively. We assumed that the load is uniformly distributed within the corresponding interval given the price.

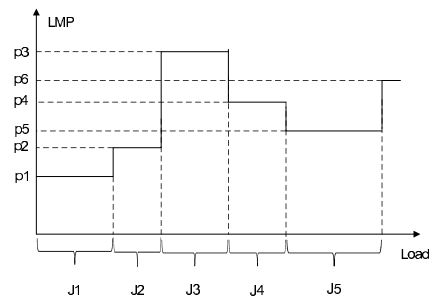


Fig. 2: An illustration of the mapping between load and LMP.

The load is random due to many random factors like the power generation and consumption level. We can model it as the positive part of a Gaussian random variable, whose probability density function (PDF) is given by

$$f(D_t) = \frac{\exp\left(-\frac{(D_t - \mu_t)^2}{2\sigma_t}\right)}{\int_0^{D_{\max}} \exp\left(-\frac{(y - \mu_t)^2}{2\sigma_t}\right) dy}, \quad (1)$$

where D_t is the load at time slot t , D_{\max} is the maximal possible load, μ_t and σ_t are the expectation and variance.

Then, we model the Gaussian distribution parameters as functions of the elapsed time. Suppose that, at time slot 0, the true value of the load is D_0 . Then, we assume that the load distribution at time slot t satisfies that following laws:

- The expectation μ_t of the Gaussian distribution is equal to D_0 . The rationale is that the prediction should be unbiased.
- The variance σ_t satisfies $\sigma_t = \theta t$, where θ is a parameter and can be estimated from measurements, i.e. the variance increases linearly with the elapsed time, which is similar to a Brownian motion.

B. Impact of Delay

At time slot t , the power price and power consumption are denoted by p_t and x_t , respectively. We assume a time-invariant utility function for the power consumption and denote it by $U(x_t)$. The decision of power consumption is based on the known power price, which means that x_t is a function of p_{τ_t} . For simplicity, we assume that the optimal power consumption level maximizes the following metric:

$$x_t(p) = \arg \max_x (U(x) - px), \quad (2)$$

where p is the price adopted by the home appliance. It could be different from the true value due to delay. We assume that U is an increasing, strictly concave and continuously differentiable function. We also assume that the first order derivative of U , denoted by \dot{U} , ranges from ∞ to 0. Based on these assumptions, the optimal power consumption level is thus given by $x_t(p) = \dot{U}^{-1}(p)$, which is derived from the first order condition of optimality, i.e. $\dot{U}(x) - p = 0$.

Suppose that the communication delay is d time slots. Then, at time slot t , the price used for optimizing the power consumption level is p_{t-d} . Hence, the cost incurred by the communication delay, as a function of the delay, is given by

$$C(d) = E [U(x(p_t)) - p_t x(p_t) - (U(x(p_{t-d})) - p_t x(p_{t-d}))], \quad (3)$$

where the expectation is over all realizations of the power price and can be computed using the probabilistic dynamics of the power price discussed in Section III. A.

C. Impact of Outage

It is also possible that the communication link experiences an outage such that the home appliance cannot obtain the realtime power price. In such a situation, the home appliance can only use a default power price, which is independent of the time. We assume that the default power price equals the average power price, which is denoted by \bar{p} . Then, the expected loss incurred by the outage is given by

$$L(\zeta) = \zeta E [U(x(p_t)) - p_t x(p_t) - (U(x(\bar{p})) - p_t x(\bar{p}))], \quad (4)$$

where ζ is the outage probability.

D. Derivation of QoS Requirement

If there is no constraint on the delay, the delay requirement of the home appliance should be as low as possible. However, it is expensive for the network to achieve a very low communication delay. Therefore, the system can control the delay requirement using a delay dependent price, namely $P(d)$. Then, the delay requirement of the home appliance is to minimize the total cost, i.e. the average loss incurred by using the old price and the price taxed by the communication network. The optimal delay requirement is then given by

$$d^* = \arg \min_d (C(d) + P(d)). \quad (5)$$

Similar approach can be applied for deriving the requirement of outage probability. Suppose that there is a tax for the communication with outage probability ζ , which is denoted by $T(\zeta)$. Then, the optimal requirement of outage probability is given by

$$\zeta^* = \arg \min_{\zeta} (\zeta L(\zeta) + T(\zeta)). \quad (6)$$

When the QoS specification includes both delay and outage probability, the optimal QoS requirement is then given by

$$(d^*, \zeta^*) = \arg \min_{\lambda, \zeta} (1 - \zeta)C(d) + \zeta L(\zeta) + P(d) + T(\zeta). \quad (7)$$

IV. QoS ROUTING ALGORITHM

After deriving the QoS requirements, we will study how to deliver transmission in smart grid with multi-constrained QoS routing problems with $K \geq 2$ additive QoS parameters.

A. MCR Problem

A smart grid is modeled by an edge weighted directed graph $G = (V, E, \omega)$, where V is the set of n nodes, including end users, smart meters and other electric devices, E is the set of m edges, and $\omega = (\omega_1, \dots, \omega_K)$ is an edge weight vector so that $\omega_k(e) \geq 0$ is the k^{th} weight of edge e . For a path p in G , the k^{th} weight of p , denoted by $\omega_k(p)$, is the sum of the k^{th} weights over the edges on p : $\omega_k(p) = \sum_{e \in p} \omega_k(e)$.

Definition 1 (Multi-Constrained Routing (MCR)): Given an edge weighted directed graph $G = (V, E, \omega)$, with K

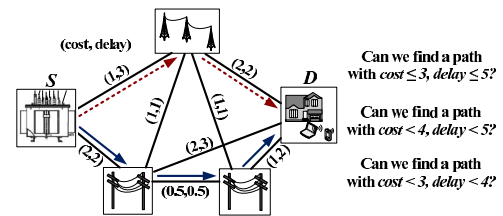


Fig. 3: Illustration of the MCR problem

nonnegative real-valued edge weights $\omega_k(e)$ associated with each edge e , a constraint vector $W = (W_1, \dots, W_K)$ where each W_k is a positive constant; and a source-destination node pair (s, t) . The MCR problem seeks an $s \rightarrow t$ path p such that $\omega_k(p) \leq W_k, 1 \leq k \leq K$. \square

The inequality $\omega_k(p) \leq W_k$ is called the k^{th} QoS constraint. A path p satisfying all K QoS constraints is called a *feasible path* or a *feasible solution* of MCR problem. An MCR problem is said to be *feasible* if it has a feasible path, and *infeasible* otherwise.

To see the incidences of this problem in smart grid, as shown in Fig. 3, one can consider that on each transmission line, there are different *weights* associated with it, representing *the energy consumption for the transmission, edge delay, edge reliability*, etc. In smart grid, a transmission is required to satisfy several constraints, such as delay, energy consumption, and transmission reliability. Assume that Electric generator (S) needs to provide QoS transmissions to the user (D). On each link, two different QoS metrics: *cost* and *delay*, are considered. If the constraint vector W is $(3, 5)$, in other words, if users aim to find a path such that $cost \leq 3, delay \leq 5$, path $(1, 2, 5)$, marked by dotted red links, is a feasible path. For the constraint vector $(4, 4.5)$, path $(1, 3, 4, 5)$, marked by solid blue links, is a feasible solution. However, there is no feasible solution in this network for constraint vector $(3, 4)$.

The MCR problem is known to be NP-hard [13], even for the case of $K = 2$. Although QoS routing in networks has become an active area in recent years, little work, particularly on *performance-guaranteed multi-constrained* QoS routing, has been done in smart grid. Given the characteristics of smart grid, there are several unique challenges for providing multi-constrained QoS routing. Among them, one of the biggest concerns is routing for a heterogeneous system like smart grid. Various devices with different resources and capabilities, from powerful large electrical generator to resource-limited sensors, are collaborated together. Most previous performance-guarantee QoS routing schemes requires strong computing capability [2] [8] [7] [15]. However, these sophisticated schemes cannot be directly applied in smart grid due to the stringent requirements on the memory and computing capability. Second, A smart grid is a large distributed system. Most of the time, QoS routing decision must be made locally by each device based on its local information. For example, a smart meter needs to decide whether to accept a QoS request based on its local reading and expectations. Most previous work, especially with performance guarantee, requires the globe knowledge of the network, and could not be directly applied to smart grid. To build a scheme for diverse heterogeneous system, simple and efficient QoS routing scheme, which could be implemented by

various devices, is needed. Our goal is to find a simple and effective routing solution for smart grid.

B. Effective Scheme for QoS Routing in Smart Grid

To find simple and efficient solution that can be implement in a distributed manner, we target the problem from a different perspective. Instead of studying the MCR problem directly, let us formulate an *optimization* version multi-constrained QoS routing problem.

Definition 2 (OMCR(G, s, t, K, W)): Given an undirected network $G=(V, E)$, with K nonnegative real-valued edge weights $\omega_k(e), 1 \leq k \leq K$, associate with each edge $e \in E$; a positive vector $W = \{W_1, \dots, W_K\}$; and a source-destination node pair (s, t) , MCR seeks an $s - t$ path p_o such that $\omega_k(p_o) \leq \delta_o \cdot W, 1 \leq k \leq K$, where δ_o is the smallest real number $\delta \geq 0$ such that there exists an $s - t$ path p satisfying $\omega_k(p) \leq \delta \cdot W_K, 1 \leq k \leq K$. \square

We call δ_o the *optimal value* of MCR and p_o ad *optimal path* of MCR. Note that $\delta_o \leq 1$ **if and only if** MCR problem is feasible. Since δ_o could be smaller than 1, the optimization problem OMCR also introduces a metric to compare two feasible solutions to MCR – the one with the smaller corresponding δ value is regarded as a better solution.

A very simple K -approximation algorithm, named OMCR, is presented in Algorithm 1. The algorithm computes an auxiliary edge weight $\omega_A(e)$ as the maximum of all edge weights $\omega_1(e), \dots, \omega_K(e)$ divided by W_1, \dots, W_K , respectively. It then computes a shortest path P_A using this auxiliary edge weight. The path p_M is guaranteed to be a K -approximation of OMCR. Note that the auxiliary edge weights can be computed locally at each node, and the shortest path can be computed using Bellman-Ford algorithm. Therefore, our K -approximation algorithm can be implemented as a distributed algorithm, and can be used by existing routing protocols such as OSPF [3].

Algorithm 1 OMCR($G, s, K, \vec{W}, \vec{\omega}$)

- 1: **for** each edge $e \in E$ of G **do**
 - 2: Compute an auxiliary edge weight $\omega_A(e) = \max_{1 \leq k \leq K} \frac{\omega_k(e)}{W_k}$;
 - 3: **end for**
 - 4: Compute a shortest path P_A from s to t with the auxiliary edge weight function ω_A
-

Theorem 1: The path p_A found by Algorithm 1 is a K -approximation to OMCR. In other words,

$$\omega_k(p_A) \leq K \cdot \delta_o \cdot W_k, \quad 1 \leq k \leq K,$$

where δ_o is the optimal value of OMCR. \square

Proof: Since δ_o is the optimal value of OMCR, there exists an path p_o such that $\omega_k(p_o) \leq \delta_o W_k$. This means that

$$\sum_{e \in p_o} \omega_k(e) \leq \delta_o W_k, \quad 1 \leq k \leq K \quad (8)$$

(8) can be presented as

$$\sum_{e \in p_o} \frac{\omega_k(e)}{W_k} \leq \delta_o, \quad 1 \leq k \leq K \quad (9)$$

Summing (9) over K constraints, we have

$$\sum_{e \in p_o} \sum_{k=1}^K \frac{\omega_k(e)}{W_k} \leq K \cdot \delta_o \quad (10)$$

Since $\omega_A(e) = \max_{1 \leq k \leq K} \frac{\omega_k(e)}{W_k} \leq \sum_{k=1}^K \frac{\omega_k(e)}{W_k}$, we have

$$\sum_{e \in p_o} \omega_A(e) \leq \sum_{e \in p_o} \sum_{k=1}^K \frac{\omega_k(e)}{W_k} \leq K \cdot \delta_o \quad (11)$$

Since p_A is the shortest path with respect to edge weight function ω_A , we have $\omega_A(p_A) \leq \omega_A(p_o)$. Therefore,

$$\sum_{e \in p_A} \omega_A(e) \leq \sum_{e \in p_o} \omega_A(e) \leq K \cdot \delta_o \quad (12)$$

Since $\frac{\omega(e)}{W_k} \leq \omega_A(e), 1 \leq k \leq K$, we have

$$\frac{\omega_k(p_A)}{W_k} = \sum_{e \in p_A} \frac{\omega(e)}{W_k} \leq \sum_{e \in p_A} \omega_A(e) \leq K \cdot \delta_o, \quad 1 \leq k \leq K \quad (13)$$

Therefore, we know that $\omega_k(p_A) \leq K \cdot \delta_o \cdot W_k (1 \leq k \leq K)$, and consequently, that p_A is a K -approximation to OMCR.

V. NUMERICAL RESULTS

In this section, we use numerical simulations to demonstrate the proposed mechanism and algorithm in this paper.

A. Simulation Setup

The PJM five-bus system [10] is used for simulations. The mapping between LMP and load (one curve for each bus) is given in Table I (the first column shows the lower boundary of the corresponding load interval $\{q_i\}_{q=1, \dots, 8}$) [6].

TABLE I: LMP (\$/MWh) versus load (MW)

Load (MW)	LMP(A)	LMP(B)	LMP(C)	LMP(D)	LMP(E)
0.00	10.00	10.00	10.00	10.00	10.00
600.00	14.00	14.00	14.00	14.00	14.00
640.00	15.00	15.00	15.00	15.00	15.00
711.81	15.00	21.74	24.33	31.46	10.00
742.80	15.83	23.68	26.70	35.00	10.00
963.94	15.24	28.18	30.00	35.00	10.00
1137.02	16.98	26.38	30.00	39.94	10.00
1484.06	16.98	26.38	30.00	39.94	10.00

We assume that utility function is $U(x) = 1000 \log x$ and the price for communication delay is $P(d) = e^{4/d}$. Note that these functions are chosen arbitrarily for illustrative purpose. For practical systems, they can be estimated from historical data.

B. QoS Requirement

Fig. 4 shows the curves of cost versus different delays (measured in time slots) for homes served by the five buses, respectively. We observe that, for some buses, the cost increases monotonically with delay while the minimal cost is not achieved by the minimal delay for other cases. Comparing the results with Table I, we observe that, the higher the LMP

is, the more sensitive the cost is to the delay. The curves of cost versus different outage probabilities are shown in Fig. 5. Again, we observe the non-monotonicity of the cost, which demonstrates the existence of the optimal requirement of outage probability.

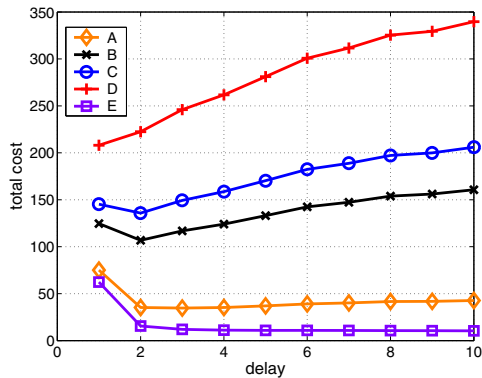


Fig. 4: The curves of cost versus delay.

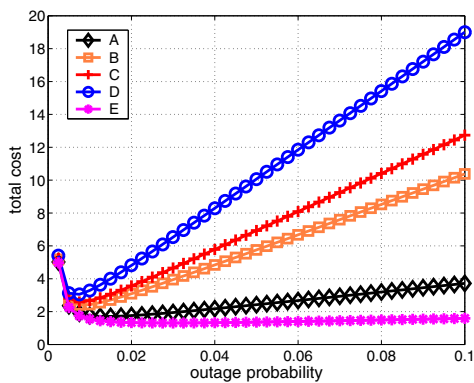


Fig. 5: The curves of cost versus outage probability.

The optimal requirements of delay and outage probabilities using the joint optimization in (7) are shown in Figures 6 and 7, respectively, for various values of θ . Note that the range of the outage probability is confined between 0 and 0.1. We observe that there exists some fluctuation in the optimal values. Particularly, the optimal QoS requirements of bus E are quite loose. An explanation is that the power price changes marginally for bus E. Therefore, home appliances served by bus E can degrade their QoS requirements to avoid the cost for communication.

C. QoS Routing

In this section, we present some numerical results to show the performance of our simple routing algorithm. We implemented our algorithm of this paper (denoted by OMCR in the figures), and compared it with previous sophisticated approximation algorithm FPTAS of [14] (denoted by FPTAS in the figures), which is the best approximation solution to the OMCR problem. We used randomly generated network topologies to represent the smart grid. For each network topology, we generated 100 source-destination pairs for testing. For each test case, we considered three scenarios: *tight* constraint,

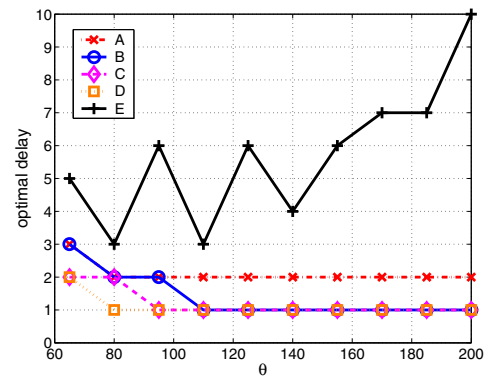


Fig. 6: The optimal delay requirement when the delay and outage probability are joint optimized.

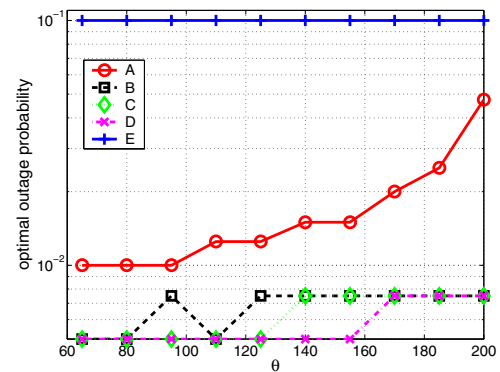


Fig. 7: The optimal requirement of outage probability when the delay and outage probability are joint optimized.

medium constraint and *loose* constraint. Our numerical results are presented in Figs. 8-10, where each figure shows the average of 100 runs.

To compare the routing performance, we define the *length* of a found path p is $l(p) = \max_{1 \leq k \leq K} \frac{\omega_k(p)}{W_k}$. We say path p_1 is better than path p_2 is $l(p_1) < l(p_2)$.

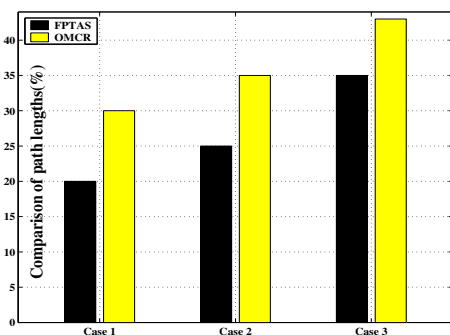


Fig. 8: Comparison of number of better paths

In Fig. 8, we show the *qualitative* comparison of the performances of OMCR and FPTAS using the metric of *path length*. We set $\epsilon = 0.5$ for FPTAS, which means that FPTAS returns a 1.5-approximation to the OMCR problem. We observed that for all test cases, FPTAS generally provides better results. In among the 100 connections, in 30% to 43%

of the test cases (30% for the tight scenario, 35% for the medium scenario, and 43% for the loose scenario), the path computed by FPTAS is better than the path computed by OMCR. Meanwhile, in 20% to 35% of the test cases (20% for the tight scenario, 25% for the medium scenario, and 35% for the loose scenario), the path computed by OMCR is better than the path computed by FPTAS. We can conclude that OMCR has similar performance as FPTAS.

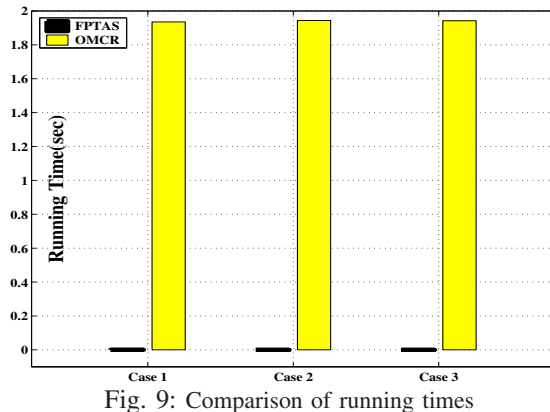


Fig. 9: Comparison of running times

Next, we compare the running times between the OMCR and FPTAS in Fig. 9. As we expected, the running time of OMCR is much shorter than the running time of FPTAS, while the two algorithms computed paths with comparable lengths.

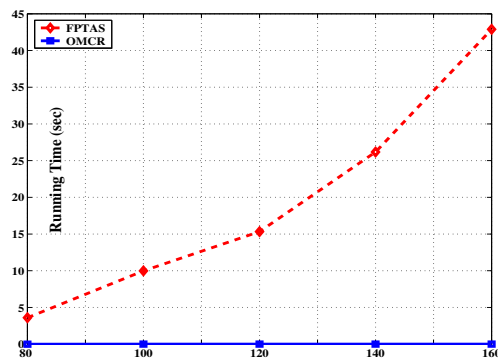


Fig. 10: Scalability of the schemes

To study the scalability of FPTAS and OMCR with the network size, we used four more random network topologies with the following sizes: 80 nodes with 314 edges, 120 nodes with 474 edges, 140 nodes with 560 edges, 160 nodes with 634 edges, to test the computational scalability of the algorithms. Here we have used $\epsilon = 0.5$ and medium scenario for these test cases. The running times of these two algorithms are shown in Fig. 10. We can see that the running time of FPTAS increased dramatically with the increased network size. Meanwhile, OMCR requested much less amount of time and is not affect much by the size of the networks. This proves that our solution will be more adaptable in fast-developing smart grid environment.

VI. CONCLUSIONS

We have addressed the QoS routing in smart grid. To derive the QoS requirement, we have analyzed the dynamics of

power market and the impact of communication metrics like delay and outage on the revenue of home appliances. Then, we model the QoS derivation as an optimization problem that maximizes the total reward. Based on the derived QoS requirement, a simple greedy routing algorithm has been applied to secure the QoS and address the strict realtime requirement. We have shown that the proposed algorithm is a K -approximation. We have run numerical simulations which demonstrated the effectiveness of the proposed mechanism and algorithm.

ACKNOWLEDGEMENT

The authors would like to thank Prof. Fangxing Li in the Dept. of EECS in the University of Tennessee, Knoxville, for the discussion on the load-price mapping in power market.

REFERENCES

- [1] R. Bo and F. Li, "Probabilistic LMP forecasting considering load uncertainty", *IEEE Trans. Power Syst.*, vol.24, pp.1279–1289, Aug. 2009.
- [2] R. Guerin and A. Orda, "QoS routing in networks with inaccurate information: theory and algorithms," *IEEE/ACM Transactions on Networking*; vol. 7, pp. 350-364, 1999.
- [3] C. Huitema, *Routing in the Internet* 2nd ed. Englewood Cliffs, NJ: Prentice-Hall PTR, 2000.
- [4] S. G. Kiani, G. E. Oien and D. Gesbert, "Maximizing multicell capacity using distributed power allocation and scheduling," in *Proc. of IEEE Wireless Communication and Networking Conference (WCNC)*, 2007
- [5] S. G. Kiani and D. Gesbert, "Optimal and distributed scheduling for multicell capacity maximization," *IEEE Trans. on Wireless Commun.*, vol.7, no.1, Jan. 2008.
- [6] F. Li, "Continuous locational marginal pricing (CLMP)," *IEEE Trans. Power Syst.*, vol.22, pp.1638–1646, Nov. 2007.
- [7] D. H. Lorenz and D. Raz, "A simple efficient approximation scheme for the restricted shortest path problem," *Operations Research Letters*, vol. 28, pp. 213-219, 2001.
- [8] J. M. Jaffe, "Algorithms for finding paths with multiple constraints," *Networks*, vol. 14, pp. 95-116, 1984.
- [9] K. Moslehi and R. Kumar, "Smart grid - A reliability perspective," in *Proc. of IEEE Innovative Smart Grid Technologies Conference (ISGT)*, 2010.
- [10] PJM, *PJM Training Materials (LMP101)*. [Online]: Available: <http://www.pjm.com/services/training/train-materials.html>.
- [11] S. Stoft, *Power System Economics – Designing Markets for Electricity*, IEEE/Wiley, 2002.
- [12] J. Wen, P. Arons and E. Liu, "The role of remedial action schemes in renewable generation integrations," in *Proc. of IEEE Innovative Smart Grid Technologies Conference (ISGT)*, 2010.
- [13] Z. Wang and J. Crowcroft, "Quality-of-service routing for supporting multimedia applications," *IEEE J. Sel. Areas Commun.*, vol. 14, no. 7, pp. 1228-1234, Sep. 1996.
- [14] G. Xue, A. Sen, W. Zhang, J. Tang and K. Thulasiraman, "Finding a path subject to many additive QoS constraints," *IEEE/ACM Transactions on Networking*; vol. 15, pp. 201–211, 2007.
- [15] G. Xue, W. Zhang, J. Tang, and K. Thulasiraman, "Polynomial time approximation algorithms for multi-constrained QoS routing," *IEEE/ACM Transactions on Networking*, vol. 16, pp. 656-669, 2008.