

QuadCover - Surface Parameterization using Branched Coverings

Felix Kälberer[†] Matthias Nieser[†] Konrad Polthier[†]

Freie Universität Berlin

Abstract

We introduce an algorithm for the automatic computation of global parameterizations on arbitrary simplicial 2-manifolds, whose parameter lines are guided by a given frame field, for example, by principal curvature frames. The parameter lines are globally continuous and allow a remeshing of the surface into quadrilaterals. The algorithm converts a given frame field into a single vector field on a branched covering of the 2-manifold and generates an integrable vector field by a Hodge decomposition on the covering space. Except for an optional smoothing and alignment of the initial frame field, the algorithm is fully automatic and generates high quality quadrilateral meshes.

Categories and Subject Descriptors (according to ACM CCS): I.3.5 [Computer Graphics]: Computational Geometry and Object Modeling, Hierarchy and geometric transformations, Geometric algorithms, languages, and systems

1. Introduction

The idea of local charts belongs to the most fruitful concepts in the differential geometry of smooth manifolds. Originally invented by Riemann, each manifold is locally considered as a distorted Euclidean space where charts provide the mathematical formalism to describe the relation, the deformation and the differences to Euclidean space. For example, charts on surfaces immediately provide a local coordinate system which allows to transfer differential operators onto curved surfaces.

The field of geometry processing investigates meshes, simplicial surfaces where no a priori parameterization is given. In order to reach a differential framework, beyond the purely topological point of view, the field of discrete differential geometry was invented. For the first time it was then possible to transfer differential operators onto simplicial surfaces and to work in a similar way like on smooth surfaces. But considering the strong similarities between image and geometry processing, we still encounter many algorithms invented in image processing which do not have counterparts

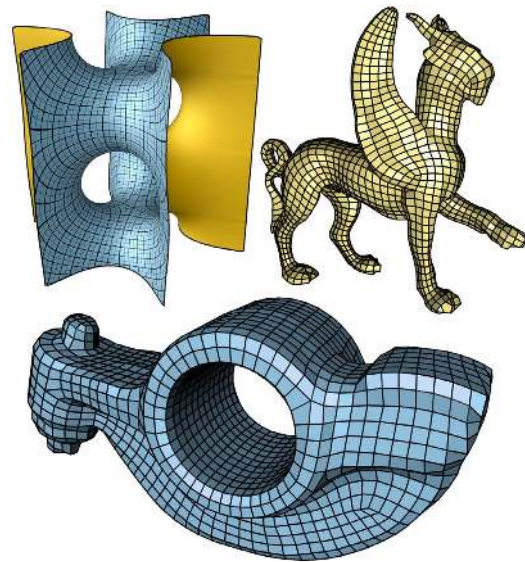


Figure 1: *QuadCover* generates high quality parameter lines on simplicial surfaces. The automatic parameterization is guided by a user-given frame field, such as principal curvature directions, and is well suited for regular quadrilateral remeshing.

[†] Supported by the DFG Research Center MATHEON "Mathematics for key technologies" and mental images GmbH.

in the field of geometry processing yet. For example, the efficient wavelet theory on images essentially requires a 2-dimensional coordinate system which has not been available on general simplicial surfaces yet. In fact, having natural coordinates on a simplicial surface would pave the way for transferring and adjusting many algorithms onto surfaces.

The present work focuses on the automatic construction of a global surface parameterization. The parameterization is guided by a user-defined frame field, for example, by a field of principal curvature directions, or by any other frame field arising in applications.

This paper is driven by a conceptual clarity of the underlying algorithm. Starting from a given frame field, the algorithm first constructs a locally integrable field, and then a globally integrable field taking the topology of the underlying surface into account. The issue of branch points of the frame field is resolved by branched covering spaces on which the given frame field naturally simplifies to a single vector field where standard Hodge decomposition techniques are used to assure global integrability. The paper has close contact to the fundamental paper of Ray, Lee, Levy, Sheffer, and Alliez [RLL*06] and extends their initial ideas to a more general and automatic framework.

Finally, given a global parameterization on any simplicial surface we will see a wealth of future applications. From texture mapping to extension of image processing algorithms, from remeshing to the automatic construction of hierarchical subdivision surfaces, all applications using natural coordinates will benefit from the added structure of a global parameterization.

1.1. Previous work

The research area of surface parameterization has a long and fruitful tradition. There already exists a wealth of different previous approaches to surface parameterization and, more general, the generation of quad and quad dominant meshes from given triangle meshes.

One of the first impressive works is by Gu and Yau [GY03] who construct global conformal parameterizations of surfaces with arbitrary genus. The resulting parameter lines minimize angle distortion but may have a rather large metric distortion. Furthermore, the space of global conformal parameterizations is too rigid to allow a local alignment of the parameter lines at given surface features.

The method of Boier-Martin, Rushmeier, and Jin [BMRJ04] clusters the surface into macropatches and parameterizes each surface patch. Kharevych, Springborn, and Schröder [KSS06] find a conformal parameterization via circle patterns. In contrast to Gu and Yau, they use cone-singularities to increase the flexibility of purely conformal mappings. Dong et al. [DBG*06] compute the Morse-Smale complex of eigenfunctions of the mesh Laplacian to com-

pute a patch layout. The nodes of the complex are then utilized similarly to the cone singularities in [KSS06].

Early approaches for quadrangular remeshing guided by principal curvature directions are from Alliez et al. [ACSD*03]. They were extended by Marinov and Kobbelt [MK04], and base on the integration of curvature lines on the surface. Dong, Kircher, and Garland [DKG05] presented an algorithm which traces isolines in two conjugate harmonic vector fields. Marinov and Kobbelt focus on creating coarse quad-dominant meshes in [MK06] by approximating the surface with very few patches, which are then individually subdivided into quads.

Tong, Alliez, Cohen-Steiner, and Desbrun [TACSD06] use harmonic one-forms for surface parameterization. They enlarge the space of harmonic one-forms by allowing additional singular points on the surface. The extended cut graph increases the homology group and thus the space of harmonic one-forms on the surface. As a consequence, the user-defined choice of placing the singular points and the cut graph allows a controlled modeling of the harmonic one-forms. Still, the approach is constrained by the global nature of harmonic one-forms, in some sense, similar to the algorithm of Gu and Yau [GY03].

Ray et al. [RLL*06] parameterize surfaces of arbitrary genus with periodic potential functions guided by two orthogonal input vector fields. This leads to a continuous parameterization except in the vicinity of singular points on the surface. These singular regions are detected and reparameterized afterwards. Our approach was strongly inspired by their work.

1.2. Contributions

We derive an algorithm to compute a global continuous parameterization for an arbitrary given simplicial 2-manifold. The algorithm runs automatically and the parameter lines align optimally with a user-defined frame field, for example, the principal curvature directions.

We introduce a theoretical framework for frame fields on surfaces and their relation to branched covering spaces of the surface. As a consequence, frame fields on the surface simplify to vector fields on the covering space, so that the problem of parameterizing with frame fields reduces to the problem of finding a proper integrable vector field on the covering surface.

The branch points of our covering space lie at the branch points of the given frame field. They are conceptually similar to the singular points with fractional index used by [TACSD06] and [RVLL06].

Instead of restricting ourselves to harmonic frame fields, we allow an additional divergence part and seek the optimal parameterization in the larger space of locally integrable frame fields, enabling the parameter lines to better align with the given input field.

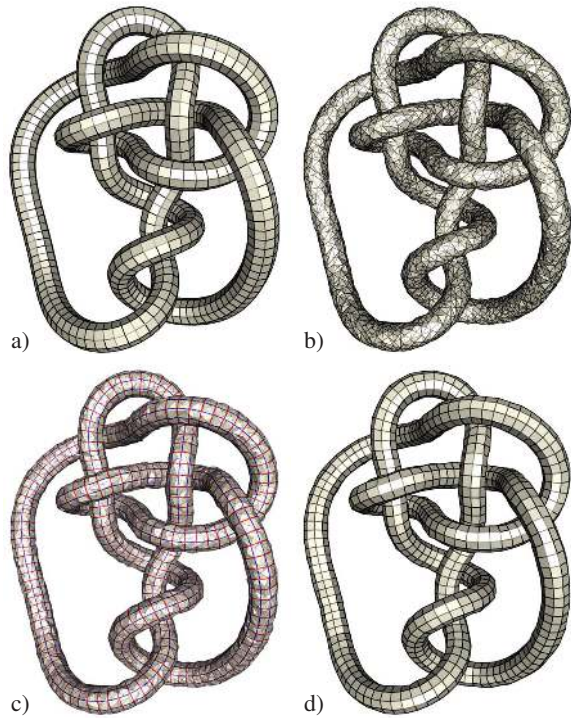


Figure 2: A perfectly regular knot (a) was irregularly retriangulated and disturbed by noise (b). Our parameterization of the noisy model (c) provides a stable reconstruction (d).

2. Setting

We construct a parameterization of a 2-manifold, whose parameter lines divide the surface into quads. Akin to earlier quad-dominant remeshing algorithms [ACSD*03, RLL*06], a major aim of our method is to construct parameter lines which are close to the principal curvature directions. In this section we will introduce the underlying concepts.

2.1. Matchings

Smooth setting. Given a smooth 2-manifold M with charts $\varphi_i : U_i \subset M \rightarrow \Omega_i \subset \mathbb{R}^2$. The parameter grid on M is the preimage under φ_i of the unit grid lines $\mathbb{Z} \times \mathbb{R}$ and $\mathbb{R} \times \mathbb{Z}$. A local parameterization can be easily defined in each chart by taking arbitrary map φ_i ; the non-trivial task is to assure global continuity of the parameter lines on the surface.

A **globally continuous parameterization** consists of a set of charts $\{U_i, \varphi_i\}$ for which the parameter lines coincide in all regions where two charts U_i, U_j overlap. The transition functions between adjacent charts of a global parameterization satisfy two conditions, see also [RLL*06]:

First, the gradients of the parameterization functions have to agree up to a rotation by multiples of $\frac{\pi}{2}$, because u - and v -lines should not be distinguished on the parameterized sur-

face. Thus, the Jacobians of the charts are related by

$$D\varphi_i(p) = J^{r_{ij}} D\varphi_j(p), \quad J := \begin{pmatrix} 0 & 1 \\ -1 & 0 \end{pmatrix}, \quad p \in U_i \cap U_j \quad (1)$$

with a constant integer $r_{ij} \in \{0, 1, 2, 3\}$ on the intersection $\Omega_i \cap \Omega_j$. We call the values r_{ij} **matchings** between charts U_i and U_j . See Figure 3 for nontrivial matchings.

Second, the parameter values may differ only by integer values in the u and v coordinate, since the unit grid is invariant under translations by integer values.

The transition functions $\varphi_j \circ \varphi_i^{-1}$ of a parameterization fulfilling the two conditions above are automorphisms of the unit grid. We call a linear function $f : \mathbb{R}^2 \rightarrow \mathbb{R}^2$ which meets

$$f(z) = J^r z + t, \quad r \in \mathbb{Z}, \quad t \in \mathbb{Z}^2, \quad z \in \mathbb{R}^2 \quad (2)$$

a **grid automorphism**.

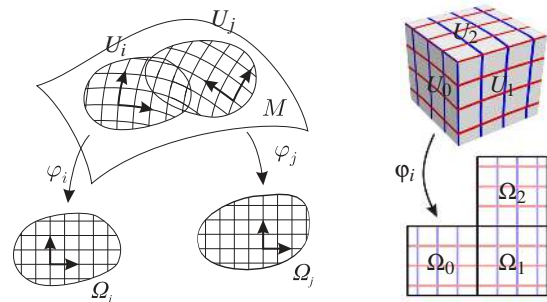


Figure 3: Parameterization of two overlapping charts with a matching of $r_{ij} = 3$ (left), and of a cube with matchings $r_{01} = r_{12} = 0, r_{20} = 1$ (right).

Discretization. Just as [RLL*06], we consider each triangle as a chart on discrete triangle meshes. The transition function between two adjacent triangles is fully determined by the matching and the translation vector associated to their common edge.

The methods of [TACSD06] and [DBG*06] divide the surface into large scale quadrilateral patches. The patches are used as charts and allow non-trivial matchings only at patch boundaries. In contrast, triangle based charts allow to choose matchings independently at every edge and permit much more flexible topological structures of parameter lines.

2.2. Branched covering spaces

First, recall some definitions about Riemann surfaces, see [FK80], [Ful95], [Jos02].

Definition 1 Let M be a Riemann surface. A **(branched) covering** M' of M is a Riemann surface with a local homeomorphism $\pi : M' \rightarrow M$, where for each $p' \in M'$ there exists a neighborhood $U' \ni p'$ with local coordinates $z' : U' \rightarrow \mathbb{C}$, $z'(p') = 0$ and a neighborhood $U \ni \pi(p')$ with local coordinates $z : U \rightarrow \mathbb{C}$, $z(\pi(p')) = 0$ and an integer $n_p > 0$, such that π is given by $z = (z')^{n_p}$ in terms of local coordinates.

If $n_p > 1$, then p is called a **branch point** of M' . The number n_p is usually referred to as the ramification index of the point p . If $p \in M$ is no branch point, then there exists a neighborhood V of p such that every connected component of $\pi^{-1}(V)$ is mapped by π homeomorphically onto V .

Definition 2 A **trivial covering** of a connected set $U \subset M$ is a covering U' where every connected component of $\pi^{-1}(U)$ is mapped by π homeomorphically onto U .

The components $\pi^{-1}(U)$ of a trivial covering are called **layers**. They will be denoted by $U^l \subset U'$, $l \in \{0, \dots, \#layers - 1\}$. Let $\tau_U^l = (\pi|_{U^l})^{-1} : U \rightarrow U^l$ be the inverse of the projection operator in the given layer l .

Here we consider coverings whose metric is induced from the surface M by π^{-1} . Thus, an n -sheeted trivial covering of M can be seen as just n copies of M , cf. Figure 5, top left.

One way of constructing a covering on M is to take coverings of its charts and glue them together at their intersection: For each two charts U_i, U_j of M with $U_i \cap U_j \neq \emptyset$, let $\rho : \pi_i^{-1}(U_i \cap U_j) \rightarrow \pi_j^{-1}(U_i \cap U_j)$ be an isomorphism between trivial coverings of the charts. The patches can then be merged together by identifying the corresponding points of the two coverings, cf. Figure 5, top right.

The following construction shows, how the matchings r_{ij} of a manifold M canonically induce a covering of M . We restrict to 4-sheeted coverings as they naturally appear in the study of frame fields.

Definition 3 Let (U_i^l, π_i^l) be 4-sheeted trivial coverings of the charts U_i . For two overlapping charts U_i, U_j , the map $\rho : \pi_i^{-1}(U_i \cap U_j) \rightarrow \pi_j^{-1}(U_i \cap U_j)$, which maps a point $p \in \tau_{U_i}^l(U_i \cap U_j)$ from layer l to $\tau_{U_j}^{(r_{ij}+l) \bmod 4} \circ \pi_U(p)$ into layer $(r_{ij} + l) \bmod 4$, is an isomorphism. Thus, by identifying the two layers with ρ , the trivial coverings of the charts can be glued together (Figure 5, top right). We call the resulting covering M' of the **covering induced by r** .

The covering M' induced by the matchings has no branch points. To enlarge the space of possible frame fields on the manifold, the covering surface may possess single points $p \in M$, whose covering locally looks like $z \rightarrow z^n$, $n \in \mathbb{Z}$. For these points, there is no neighborhood U , for which $\pi^{-1}(U)$ is manifold (see Figure 5, bottom right).

Discretization. In the discrete setting, branch points are located at vertices. On a 4-sheeted covering they occur when the (oriented) sum of all matchings of outgoing edges differs from 0 (modulo 4). This means starting somewhere in the neighborhood of v and walking around the vertex, ends on a different layer in the covering than the start point. The following notion is used for describing different types of branch points.

Definition 4 Let v be a vertex of M , T_0, \dots, T_{n-1} the triangles incident to v in counterclockwise order, $T_n = T_0$ and $r_{i,i+1}$ the matching at the edge between adjacent triangles. The **layer**

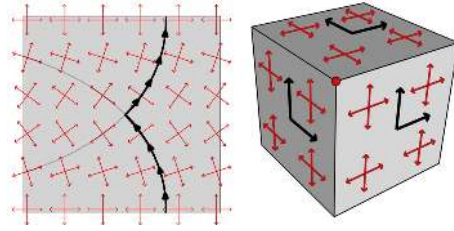


Figure 4: A set of four vectors given in each point which cannot be described with global vector fields. Left: On a flat torus an integral line meets itself perpendicularly. Right: Around the vertex of a cube exists no match of vectors.

shift around v is then given by:

$$ls(v) := \left(\sum_{i=0}^n r_{i,i+1} \right) \bmod 4 \quad (3)$$

2.3. Frame fields

We now introduce globally defined frame fields, which are the guiding geometric structure for our parameterizations.

Definition 5 Given a manifold M with charts U_i and matchings r . A **frame field** on M is a collection of four vector fields $X_{i,0}, X_{i,1}, X_{i,2}, X_{i,3}$, in each chart U_i which satisfy in all overlapping charts $U_i \cap U_j$:

$$X_{j,k} = X_{i,(k-r_{ij}) \bmod 4}, \quad k \in \{0, 1, 2, 3\}.$$

This means that the vectors $X_{j,k}$ are cyclically permuted to $X_{i,k}$ by a shift of $-r_{ij}$. If $X_{i,2} = -X_{i,0}$, $X_{i,3} = -X_{i,1}$ in all domains Ω_i , the frame field is called **symmetric**.

In the example of Figure 3 (left), $X_{i,1}$ coincides with $X_{j,0}$, corresponding to $r_{ij} = 3$. Fig. 4 shows examples of a frame field on a flat torus and a cube, which cannot be expressed in terms of 4 global vector fields.

Remark. The direction fields introduced in [RVLL06] are a special kind of frame fields, which require the vectors $X_{i,0}$ and $X_{i,1}$ to be perpendicular, and to have unit length. These fields may have single points with a fractional index. In our notion, singular points with fractional index $n/4$ can only occur at branch points of the covering with layer shift $n \bmod 4$. The integer part of the index is determined by the vector field index on the covering.

A global parameterization ϕ can be represented in differential form by a global frame field on M using the following two vector fields in each chart U_i :

$$X_{i,0} := (D\phi_i)^{-1}(e_1), \quad X_{i,1} := (D\phi_i)^{-1}(e_2) \quad (4)$$

with the unit vectors e_1, e_2 in \mathbb{R}^2 . With $e_3 := -e_1, e_4 := -e_2$ and $X_{i,2} := (D\phi_i)^{-1}(e_3), X_{i,3} := (D\phi_i)^{-1}(e_4)$, we obtain indeed a frame field: for $k \in \{0, 1, 2, 3\}$

$$\begin{aligned} X_{j,k} &= (D\phi_j)^{-1}(e_k) = (D(J^{r_{ij}} \phi_i))^{-1}(e_k) \\ &= (D\phi_i)^{-1}(J^{-r_{ij}} e_k) = X_{i,(k-r_{ij}) \bmod 4} \end{aligned} \quad (5)$$

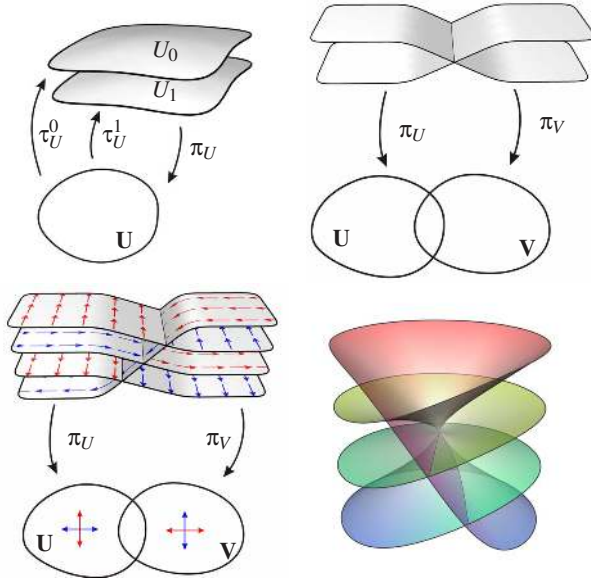


Figure 5: Top left: Trivial covering. Top right: Patching two coverings together. Bottom left: A frame field lifted to a vector field on the covering. Bottom right: Branch point.

Discretization. The frame fields are discretized to be constant on each triangle. For symmetric frame fields, only two of the four vectors are stored. Together with the matchings, this defines discrete symmetric frame fields uniquely.

Definition 6 A **matching** on a discrete manifold M is a map

$$r: \{\text{edges } e_{ij} \mid T_i \cap T_j = e_{ij}\} \rightarrow \{0, 1, 2, 3\},$$

which determines the matching r_{ij} for two adjacent triangles T_i and T_j . We denote the space of all those maps by R_M .

2.4. Vector fields on covering spaces

In this section, we show how frame fields can be described with vector fields on a covering surface. This result allows us to apply the classical theory for vector fields to frame fields.

A frame field $X_{i,k}$ on M with matchings r canonically lifts to a vector field X on the covering: in each chart U_i , lift $X_{i,k}$ to a vector field X on a trivial 4-sheeted covering U_i' of U_i as follows: For $p \in \tau_{U_i}^{-1}(U)$, set $X(p) = X_{i,l}(\pi_i(p))$ (Figure 5, bottom left). The result is a globally defined vector field X on the covering M' induced by the matchings r .

When the coverings of the charts are patched together as described in Def. 3, X becomes a well defined vector field on M' , since the layers of the covering are connected in the same way as the vector fields permute when another chart is chosen.

Definition 7 Let M be a manifold with matchings r and M' the induced covering. A frame field lifted to a vector field X on M' is called a **covering field** of M .

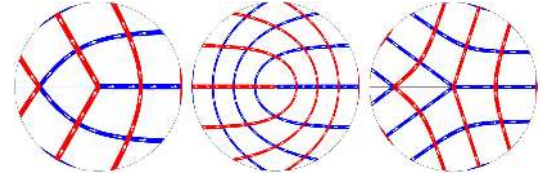


Figure 6: Isolines of a symmetric scalar function at a branch point with layer shift 1 (left), 2 (middle), 3 (right).

2.5. Scalar functions on covering spaces

Parameterization functions are scalar functions on the covering, which may be discontinuous: along the common edge of two adjacent triangles the function may differ by a constant value.

Definition 8 Given a surface M with matching r . Let G be a cut graph of M , i. e., a set of edges in M , such that $M \setminus G$ is a topological disk. We define the function space

$$\hat{S}_r(M') := \{\text{piecewise linear functions on } M' \text{ which are continuous except at } G\}$$

A function $f \in \hat{S}_r(M')$ is called a **symmetric covering function**, if for all charts U of M and $p \in U$, the values of f in the preimages $\pi^{-1}(p)$ satisfy:

$$f(\tau_U^0(p)) = -f(\tau_U^2(p)), \quad f(\tau_U^1(p)) = -f(\tau_U^3(p)).$$

Given a function $\varphi' \in \hat{S}_r(M')$, its derivative $\nabla\varphi'$ is a piecewise constant and curl free vector field on M' and each curl free vector field can be expressed as gradient field of a function in $\hat{S}_r(M')$, thus $\nabla\hat{S}_r(M') = \{\text{curl free vector fields on } M'\}$, see [PP03].

Parameterization function. A symmetric covering function can be projected to a function $\varphi: M \rightarrow \mathbb{R}^2$ by taking the values of layer 0 and 1 in each point $p \in U_i$:

$$\varphi_i(p) = (\varphi'(\tau_{U_i}^0(p)), \varphi'(\tau_{U_i}^1(p)))^T =: (u_i(p), v_i(p))^T. \quad (6)$$

The components of this function φ_i at the intersection of two adjacent maps U_i, U_j then meet:

$$(u_i, v_i)^T = \varphi_i \circ \varphi_j^{-1}(u_j, v_j)^T = J^{-r_{ij}}(u_j, v_j)^T - t_{ij}. \quad (7)$$

with the constant translation vector $t_{ij} \in \mathbb{R}^2$.

If φ' is continuous up to jumps by integer values, all transition functions of φ_i are grid automorphisms (see Equation 2) and therefore, the parameter lines are globally continuous. Thus, we seek for a function in the space

$$S_r(M') := \{u \in S_r(M') \mid \forall \text{ adjacent } T_i, T_j: t_{ij} \in \mathbb{Z}^2\}.$$

Given a parameterization function $\varphi' \in S_r(M')$, the function values on any map U_i may be translated by an arbitrary integer offset without changing the gradient field or the final parameter lines. Thus, we assume w.l.o.g. that all $t_{ij} = 0$ except for edges which lie on the given cut graph G .

Discretization. In our algorithm, the covering surface is not explicitly computed. It is only represented by the matchings r . Symmetric scalar functions on the covering are stored as the vector $\Phi|_T(p) = (u_{T,p}, v_{T,p})$ from equation (6) in each triangle T at each of its three corners p .

A cut graph can be obtained as the boundary of a spanning disk of M' , see Figure 8, middle. It is not of interest for the algorithm, which cut graph is chosen or if it cuts the surface into one or more connected components. The resulting parameter lines are independent of this choice except for slightly different rounding results in Section 4.1.

Constructing a basis of $\hat{S}_r(M')$. We now construct a basis of $S_r(M')$ which describes all scalar functions and possible choices of the translation values t_{ij} . At edges of the cut graph G , t_{ij} cannot be chosen arbitrarily. At each vertex of M' , the (oriented) sum of t_{ij} at outgoing edges is always 0.

Let $S_h(M')$ be the space of all continuous piecewise linear functions on M' with basis functions Φ_i and let $P = \{\gamma_i \subset G \mid i \in \{0, \dots, n_p - 1\}\}$ be a set of n_p cut paths with $\bigcup_{\gamma \in P} \gamma = G$. For a genus g surface without boundaries, these $n_p = 2g$ paths generate the homology group of M . If the surface has $n_b > 0$ boundary components, we additionally need paths, which connect the boundaries, thus we have $n_p = 2g + n_b - 1$ paths.

For each path γ_i , let $\hat{\Phi}_i \in \hat{S}_r(M')$ be the piecewise linear function on M , which is 1 on the right side at all vertices along the path, 0 on the left side and 0 at all other vertices of the surface. This is a discontinuous function on M , however $\nabla \hat{\Phi}_i$ is a curl free vector field.

Theorem 1 The functions $\{\Phi_i\} \cup \{\hat{\Phi}_j\}$ are a basis of $\hat{S}_r(M')$.

Proof For each path $\gamma_j \in P$, the gradient field of the corresponding basis function $\nabla \hat{\Phi}_j$ has periods different from 0, i. e. the path integral $\int_{\delta} \langle \nabla \hat{\Phi}_j, \delta \rangle ds$ along a path δ on M which crosses γ_j at exactly one point $p \in \delta_j$ is 1 or -1 , depending on the orientation of δ and γ_j . Since the new basis functions $\hat{\Phi}_i$ are linear independent, the space $\hat{S}_r(M')$ is of dimension $n_v + n_p = n_v + 2g + \max(b - 1, 0)$. This is exactly the dimension of the space of curl* free vector fields. Further, the gradients of all functions in S_h are curl* free, thus $\nabla \hat{S}_h = \{\text{curl}^* \text{ free fields}\}$. This is exactly the space of harmonic vector fields plus gradient fields on M' . \square

Definition 9 For a given function $f \in \hat{S}_r(M')$, let $\lambda_i(f)$ and $\mu_j(f)$ be the coefficients of f when written as linear combination of basis vectors, that is, $f = \sum_i \lambda_i \Phi_i + \sum_j \mu_j \hat{\Phi}_j$.

We order the vertices of the covering, such that successive vertices v_{2i}, v_{2i+1} are associated to another, i. e. $\pi(v_{2i}) = \pi(v_{2i+1})$ and they differ by a layer shift of 2. For the algorithm, we also require that the paths are symmetric on the covering, i. e., for each path γ_{2j} the path γ_{2j+1} differs only by a layer shift of 2. How to find cut paths with this property is described in Section 4.4. Thus, a function $f \in \hat{S}_r(M')$ is a

symmetric covering function if and only if for all i

$$\lambda_{2i} = -\lambda_{2i+1}, \quad \mu_{2j} = -\mu_{2j+1}. \quad (8)$$

Theorem 2 Let p be a branch point with layer shift $ls(p) = 1$ or $ls(p) = 3$ (according to Def. 4). Then the value of any symmetric scalar function $(u, v) \in S_r(M')$ at p is either a grid point $(u(p), v(p)) \in \mathbb{Z}^2$ or a midpoint of a grid cell $(u(p) + 1/2, v(p) + 1/2) \in \mathbb{Z}^2$. If $ls(p) = 2$, then it is a grid point of grid size $1/2$: $2(u(p), v(p)) \in \mathbb{Z}^2$.

Let p be a vertex with $ls(p) = 2$. Then the value of any symmetric scalar function $(u, v) \in S_h(M')$ at p is a grid point of grid size $1/2$: $2(u(p), v(p)) \in \mathbb{Z}^2$.

Proof Let T_0, \dots, T_n be the triangles incident to p in counter-clockwise order. Looking at the values $f = (u, v)$ at vertex p in these triangles, they satisfy:

$$\begin{aligned} (u_{T_1,v}, v_{T_1,v})^T &\in J^{-r_{01}} (u_{T_1,v}, v_{T_1,v})^T + \mathbb{Z}^2 \\ (u_{T_1,v}, v_{T_1,v})^T &\in J^{-r_{01} - r_{12}} (u_{T_1,v}, v_{T_1,v})^T + \mathbb{Z}^2 \\ &\vdots \\ (u_{T_1,v}, v_{T_1,v})^T &\in J^{-ls(v)} (u_{T_1,v}, v_{T_1,v})^T + \mathbb{Z}^2 \\ \Rightarrow (u_{T_1,v}, v_{T_1,v})^T &\in (Id - J^{-ls(v)})^{-1} \mathbb{Z}^2 \end{aligned}$$

Calculating the inverse matrix and applying it to all integer grid points leads to the claimed proposition. \square

In particular, this theorem holds for the resulting parameterization map, since it is a symmetric scalar function on M' . It follows, that all branch points get mapped to either a grid point or to the middle of a grid cell. Branch points with layer shift 2 may also lie at the midpoint of an edge.

Remark. If a branch point is mapped to the middle of a grid cell, this cell may become a triangle, pentagon or a polygon of higher degree. If the parameterization should generate a pure quad mesh, all branch points should be located at grid points. According to Theorem 2, this can be assured by parameterizing the surface half as fine (multiply all input vectors with $1/2$) and multiply the resulting parameterization function ϕ with 2.

3. Algorithm

Choice of input frame field. The user input to our method is a matching $r \in R_M$ and a symmetric frame field $K_{i,k}$, or, equivalently, a symmetric covering field on a simplicial surface. This field acts as a guidance field for the final parameterization.

There are different ways of constructing such an input field. It is up to the user, if he specifies the matchings r or if he just provides two vectors per triangle (and their negatives). In the latter case, matchings can be automatically generated by associating the four vectors in each triangle to those in adjacent triangles. It is reasonable to identify the vectors with the smallest angle to each other in order to get straight parameter lines.

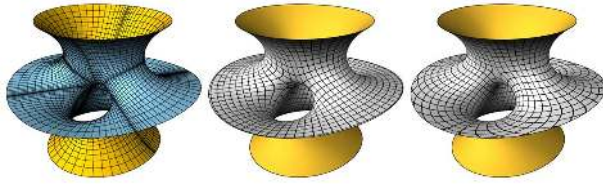


Figure 7: The Costa surface parameterized with different input fields. Middle: Input frames align with the edges of the input mesh (left). Right: Input frames align with principal curvature directions.

Constructing from curvatures. In most cases, we used the principal curvature directions as input. In general, it is not possible to assemble the principal curvature directions globally in four separate vector fields. But locally in each chart and away from umbilics, one can define four vector fields whose vectors have unit length and point into the four principal curvature directions, sorted in a counterclockwise order. In regions where two charts U_i, U_j overlap, these vector fields then only differ by a cyclic permutation of the four vectors. This shift is the matching $-r_{ij}$.

The resulting frame field could also be extended to the umbilic regions of the surface, where no principal curvature directions are defined. In general, this is not possible without getting some branch points in the umbilic region. Furthermore, the calculation of principal curvature directions in umbilic regions leads to vectors pointing in arbitrary directions in practice. Thus, we use a preprocessing step to smooth the given frame field in umbilic regions, such that they align with the curvature directions in their neighborhood (see Section 4.3).

Discrete principal curvature directions and values can be calculated as proposed in [CSM03] or [HP04]. Note that we deal with curvatures given on triangles, not on vertices.

3.1. Algorithm overview

The algorithm is split into two parts, the preprocessing part and the main algorithm. In the preprocessing part, the guidance frame field for the parameter lines is generated. The methods applied there control the construction and improvement of the frame field.

In the main part, a global parameterization function will be generated. First, the given input frame field is approximated by the gradient of a scalar function. Second, the parameterization will be adapted to make the parameter lines globally continuous. The output is the function $\varphi : M \rightarrow \mathbb{R}^2$, which can be used as a texture map to visualize the parameter grid or for quad mesh generation.

Preprocessing steps

1. Calculate principal curvature directions K (required).
2. Smooth principal curvature field, see Sect. 4.3 (opt.).

3. Define the topology of the covering surface by calculating matchings at the edges (required).
4. Optimize the topological structure, see Sect. 4.2 (opt.).

Main steps

1. Find a potential function $\tilde{\varphi}$, whose gradient field optimally aligns with the given input frames.
2. Add the harmonic scalar function ψ with minimal L^2 norm such that the parameterization $\varphi = \tilde{\varphi} + \psi$ is globally closed.

Steps 1 and 2 are detailed in the following section.

4. Implementation details

Computing the potential function. The final parameterization should align with the given input field as well as possible, i. e., the parameterization $\tilde{\varphi}$ should minimize the energy

$$E(\varphi) = \int_{M'} \|\nabla\varphi - K\|^2 dA \quad (9)$$

in the space $\varphi \in \hat{S}_r(M')$, with fixed matchings r .

Recall, that K is a symmetric covering field and the covering surface is symmetric due to a cyclic permutation of the layers by 2. Since the energy has a unique minimum, the solution $\tilde{\varphi}$ is also symmetric.

In the smooth setting, this algorithm can also be formulated using covering fields instead of the scalar function φ . The Hodge-Helmholtz decomposition of a vector field K on a manifold M' is a unique description of K as

$$K = P_K + C_K + H_K \quad (10)$$

with a gradient field P_K , a cogradient field C_K and a harmonic field H_K . Discarding the second term leads to a curl free field $\tilde{X} := P_K + H_K$ whose integral is the minimizer of Energy (9). For the Hodge decomposition of discrete vector fields see [PP03].

The Hodge decomposition does not need a cut graph of the surface, so the gradient of the optimal solution $\nabla\varphi$ in Equation (9) must also be independent of the cut graph.

4.1. Global continuity

If we took the solution $\tilde{\varphi}$ from the previous paragraph as parameterization map, the parameter lines would not be continuous everywhere on the surface. They may have a mismatch at the cut graph G . With the representation of $\tilde{\varphi}$ with basis functions (see Def. 9), the parameter lines are globally continuous if and only if all $\mu_j(\tilde{\varphi}) \in \mathbb{Z}$.

In order to adapt φ to fulfill the global continuity condition, we add another scalar covering function ψ to $\tilde{\varphi}$ such that $\varphi := \tilde{\varphi} + \psi$ satisfies $\mu_j(\varphi) \in \mathbb{Z}$. We determine ψ by specifying the coefficients $\mu_j(\psi) := [\mu_j(\tilde{\varphi})] - \mu_j(\tilde{\varphi})$, and calculate all other coefficients such that $\Delta\psi = 0$. That means,

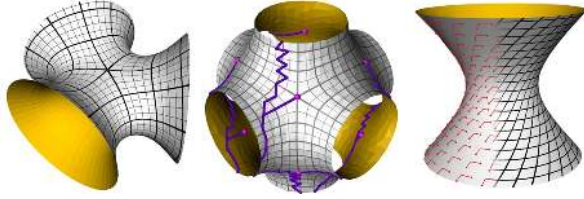


Figure 8: Parameterized minimal surfaces: Trinoïd (left), Schwarz P-surface with its cut graph, and the Hyperboloid parameterized using non-orthogonal frames.

that $\nabla\psi$ is required to be a harmonic vector field, because these are the smallest vector fields with given periods in L^2 norm, so the distortion of the parameterization will be minimal. The Laplace equation can be written as a linear system of equations for the unknown coefficients $\lambda_r(\varphi)$ and solved efficiently.

Generating quads. If the function values at all branch points are integers, and all triangles are positively oriented in \mathbb{R}^2 , then the parameterization produces only quads. According to Theorem 2, if $\varphi \in S_r(M')$, then it may happen, that a branch point lies in the middle of a grid cell. As a result, the parameterization would contain triangles or other polygons. A pure quad grid is guaranteed if

$$\mu_j(\varphi) \in 2\mathbb{Z}. \quad (11)$$

Thus, rounding all $\mu_j(\varphi)$ coefficients to values in $2\mathbb{Z}$ instead of \mathbb{Z} leads to a parameterization consisting of quads only. The rounding of the coefficients depends on whether a pure quad grid is required.

Optimal solution. The minimal energy solution from Section 4 is not necessarily optimal, since the values $\mu_j(\varphi)$ might not be rounded optimally. This is the only part in the algorithm, where the parameterization results depend on the cut graph. The exact solution of the optimization problem described below would lead to parameter lines which are independent of the cut graph.

Let $(h_j)_{j=1 \dots \#\text{paths}} \in \hat{S}_r(M')$ be a basis of the harmonic functions on M' , with $\mu_k(h_j) = 1$, if $k = j$ and $\mu_k(h_j) = 0$, if $k \neq j$. Let $H := \sum_j c_j h_j$, $c_j \in \mathbb{R}$ according to Def. 9. Considering Condition (8), finding the symmetric harmonic field H with minimal L^2 norm is equivalent to finding the λ_i , which minimize

$$vAv^T, \text{ such that } \lambda_j + q_j(X) \in \mathbb{Z}, \quad (12)$$

with $v = (\lambda_0, -\lambda_0, \dots, \lambda_n, -\lambda_n)$, $A_{ij} = \int_M \langle h_i, h_j \rangle dA$.

This is a quadratic discrete optimization problem. The exact optimum is hard to obtain. For the generation of the matrix A , one has to compute a set of covering fields, which are a basis of the harmonic fields (consisting of $2 \cdot \text{genus}(M) + \#\text{singularities}$ many minimization problems). Then, the quadratic integer problem has to be solved. Our

heuristic with just rounding the values μ_j as described in this section is in general not optimal but leads to good results.

4.2. Branch point optimization

As branch points often reduce the straightness of parameter lines, we employ a simple heuristic to find nearby branch points, whose layer shifts add up to zero. Those points can be merged by changing the matching at the edges in-between, resulting in a locally trivial covering.

Let C_b be a cost function on vertices, which is 1 for branch points and 0 for all other vertices, thus C_b penalizes the occurrence of branchings. Let another cost function

$$C_{ij} = \angle(X_{i,k}, X_{j,(k+r_{ij}) \bmod 4})$$

on the edges of the mesh represent the parallelism between vectors in the incident triangles T_i, T_j .

If we change the matching consistently along an edge path between two vertices, the layer shift of all but the two end points of the path remain constant. If one of the endpoints is a branch point, we can always change the matching along that path so the layer shift for one of the vertices becomes 0, possibly for both of them.

We use a greedy search strategy that finds paths between singularities, such that a change of the matching along the whole path reduces the total cost $C = \lambda C_b + \sum_{ij} C_{ij}$. Here, λ weights branch point reduction vs. vector field straightness.

4.3. Aligning the frame fields

To smooth the frame field, and to extend the principal curvature directions into umbilic regions, we adapted the smoothing method in [HZ00].

The frame X_i in each triangle T_i is rotated by an angle α_i , such that adjacent frames align best with respect to the following smoothing energy. The energy operates on the angles between frames of pairs of adjacent elements.

$$E_{\text{smooth}} = \sum_{i>j} \frac{\text{area}(T_i) + \text{area}(T_j)}{3} \cos(4(\theta_{ij} + \alpha_i - \alpha_j)),$$

where θ_{ij} is the initial angle between the frames of triangles i and j . Measuring angles between frames is not unique, since there are four vectors in each frame. However, since vectors resulting from principal curvature directions differ by multiples of $\frac{\pi}{2}$, this is irrelevant, due to the periodicity of the cosine.

The above energy will align all frames with each other, but will not retain the directions of principal curvature. We desire a balanced smoothing step, which fixes angles where the curvature directions are very pronounced, but which also aligns frames in umbilic areas to the fixed frames. For that purpose, we blend the smoothing energy with an alignment

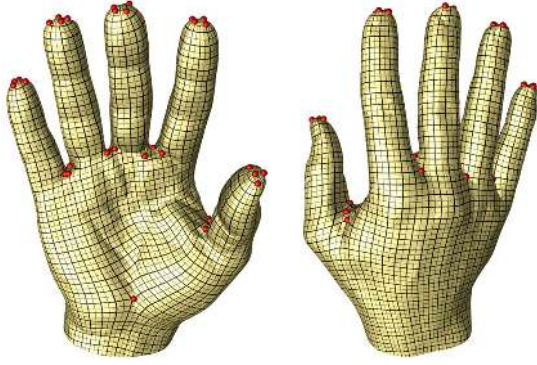


Figure 9: Parameterization of the hand model. Branch points are marked red.

term, which measures the distance to the original field.

$$E = \lambda E_{\text{smooth}} + (1 - \lambda) E_{\text{align}}, \quad \text{where}$$

$$E_{\text{align}} = \sum_i \text{area}(T_i) \omega_i \alpha_i^2.$$

The weights ω_i indicate the stability of the principal curvature directions in the current triangle. As a heuristic, we use

$$\omega_i := |\kappa_1 - \kappa_2| / \sqrt{\kappa_1^2 + \kappa_2^2}$$

and set $\omega_i = 0$ if $\kappa_1^2 + \kappa_2^2 = 0$. Here, κ_1 and κ_2 are the principal curvature values in the current triangle.

Minimization of E then yields a smooth vector field which is roughly aligned to the features of the mesh. The user-set factor λ determines if there is more emphasis on smoothing ($\lambda \approx 1$) or on principal curvature alignment ($\lambda \approx 0$).

4.4. Generation of symmetric cut paths

This section deals with the problem of finding paths γ'_i on a 4-sheeted symmetric covering $\pi: M' \rightarrow M$ of a given discrete manifold M , such that $M' \setminus \{\gamma'_i\}$ is cut open to a topological disk. This is done by first cutting M open and then lifting the paths to the covering. By comparing the Euler characteristic of M and M' , one notices that the number of paths p' which are necessary on M' can be calculated from the number of paths p on M :

$$p' = 4p - 3.$$

Our method constructs $4p$ paths on M' , thus we get 3 paths more than needed, so the covering gets cut into 4 simply connected components.

First, construct some paths γ_i on M , which cut M open. If the surface has boundaries, there are $n = 2g + \text{numBoundaries} - 1$ paths necessary. Choose one branch point of layer shift 1 as origin p_0 of all paths, so all paths begin and end at p_0 . This could be done by extracting all circles of a cut graph of M .

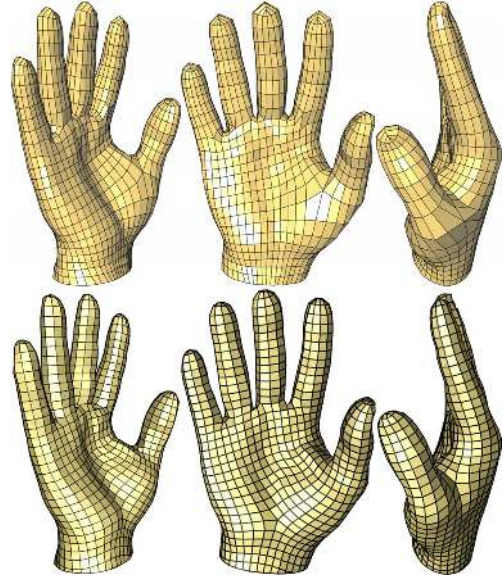


Figure 10: Comparison of the remeshed hand model with [TACSD06] (top). Bottom: constructed with QuadCover. The hand model is courtesy of Pierre Alliez. Except from setting preprocessing parameters, no interaction was involved.

If there is no such branch point, one could also take any other point on the manifold, but has to catch some special cases in the following construction process. In practice, almost all meshes have branch points of layer shift 1.

Now, for each branch point $p_i \neq p_0$, compute a cycle γ_{n+i} starting at p_0 , going around p_i and ending at p_0 again.

Each of these paths γ_i can now be lifted to 4 paths γ'_i^j , $j = \{0, 1, 2, 3\}$ on M' . If some of the lifted paths are not closed on M' (since start and end point are on different layers), extend them by walking around the root vertex p_0 until the path gets closed (walking around the root vertex once performs a layer shift of 1). The collection of paths γ' obtained by this construction cuts the covering manifold open.

5. Results and conclusion

Our algorithm delivered pleasing parameterizations on a wide range of models, as shown in Figures 1, 9, 11, and 10. Comparisons to state-of-the-art show that QuadCover

	[RLL*06]	[TACSD06]	[DBG*06]	QuadCover
vertices	6355	6576	7202	6535
irreg. vert.	314	34	26	37
RSD edge	25.0%	28.3%	30.8%	18.2%
RSD angle	10.7%	12.6%	7.8%	14.8%

Table 1: The number of total and irregular vertices of the models shown in Figure 11, as well as the relative standard deviation of their edge lengths and vertex angles.

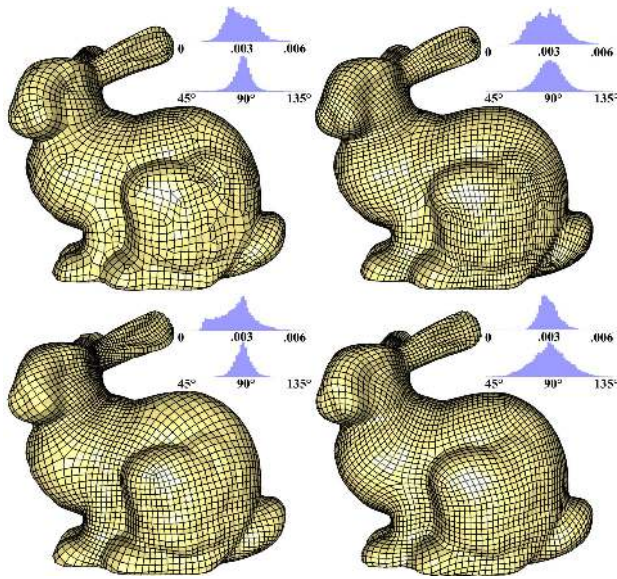


Figure 11: Comparison of remeshing results of the Stanford bunny. Models were produced by [RLL*06] and [TACSD06] (top), [DBG*06] and our algorithm (bottom). The upper histogram next to each model shows the distribution of edge lengths, the lower histogram represents angle distribution.

produces very competitive results, see Fig. 11. As the figure illustrates, we roughly share the curvature alignment of [RLL*06], but managed to drastically reduce the occurrence of irregular points, and we restricted ourselves to quadrilaterals. In contrast to the methods of [TACSD06] and [DBG*06], our algorithm is suited to handle arbitrary locations of branch points, as we do not restrict the branch points to be the corners of some coarse meta mesh.

Table 1 shows that QuadCover exhibits the smallest edge length variation, at the cost of higher angular deviation. Discarding the curvature alignment term during smoothing significantly reduces angular deviation, but generally, more wrinkles in the final quad mesh are introduced where parameter lines don't follow high curvature.

We have identified frame fields with vector fields on branched coverings. This theoretical foundation reduces the parameterization problem to well studied problems of vector field decompositions, once the set of branch points is fixed. We hope that this simplifying concept will give rise to further fruitful ideas for surface parameterization and remeshing.

Acknowledgments

We thank Max Wardetzky for valuable discussions on covering spaces. We thank Pierre Alliez, Timo Bremer, John Hart, Leif Kobbelt, and Bruno Lévy for generously supporting us with comparison material.

References

- [ACSD*03] ALLIEZ P., COHEN-STEINER D., DEVILLERS O., LÉVY B., DESBRUN M.: Anisotropic polygonal remeshing. *ACM Trans. on Graph.* (2003), 485–493.
- [BMRJ04] BOIER-MARTIN I., RUSHMEIER H., JIN J.: Parameterization of triangle meshes over quadrilateral domains. In *Proc. Eurographics/ACM Symp. on Geom. Proc.* (2004), pp. 193–203.
- [CSM03] COHEN-STEINER D., MORVAN J.-M.: Restricted delaunay triangulations and normal cycle. In *Proc. of Symp. on Comp. Geom.* (2003), ACM Press, pp. 312–321.
- [DBG*06] DONG S., BREMER P.-T., GARLAND M., PASCUCCI V., HART J.: Spectral surface quadrangulation. *ACM SIGGRAPH* (2006).
- [DKG05] DONG S., KIRCHER S., GARLAND M.: Harmonic functions for quadrilateral remeshing of arbitrary manifolds. *Comp. Aided Design* 22, 4 (2005), 392–423.
- [FK80] FARKAS H. M., KRA I.: *Riemann Surfaces*. Springer Verlag, 1980.
- [Fu95] FULTON W.: *Algebraic Topology, A first course*. Springer Verlag, 1995.
- [GY03] GU X., YAU S.-T.: Global conformal surface parameterization. In *Symp. on Geom. Proc.* (2003), pp. 127–137.
- [HP04] HILDEBRANDT K., POLTHIER K.: Anisotropic filtering of non-linear surface features. *Computer Graphics Forum* 23, 3 (2004), 391–400.
- [HZ00] HERTZMANN A., ZORIN D.: Illustrating smooth surfaces. In *ACM SIGGRAPH* (2000), pp. 517–526.
- [Jos02] JOST J.: *Compact Riemann Surfaces*. Springer, 2002.
- [KSS06] KHAREVYCH L., SPRINGBORN B., SCHRÖDER P.: Discrete conformal mappings via circle patterns. *ACM Transactions on Graphics* 25, 2 (2006).
- [LRL06] LI W.-C., RAY N., LÉVY B.: Automatic and interactive mesh to T-spline conversion. In *Proc. Eurographics/ACM Symp. on Geom. Proc.* (2006), pp. 191–200.
- [MK04] MARINOV M., KOBBELT L.: Direct anisotropic quad-dominant remeshing. In *Proc. of the 12th Pacific Conf. on Comp. Graph. and Appl.* (2004), pp. 207–216.
- [MK06] MARINOV M., KOBBELT L.: A robust two-step procedure for quad-dominant remeshing. *Computer Graphics Forum* 25, 3 (2006), 537–546.
- [PP03] POLTHIER K., PREUSS E.: Identifying vector field singularities using a discrete Hodge decomposition. In *Visualization and Mathematics III*. Springer Verlag, 2003, pp. 113–134.
- [RLL*06] RAY N., LI W. C., LÉVY B., SHEFFER A., ALLIEZ P.: Periodic global parameterization. *ACM Trans. Graph.* 25, 4 (2006), 1460–1485.
- [RVLL06] RAY N., VALLET B., LI W.-C., LÉVY B.: *N-symmetry direction fields on surfaces of arbitrary genus*. Tech. rep., January 2006.
- [TACSD06] TONG Y., ALLIEZ P., COHEN-STEINER D., DESBRUN M.: Designing quadrangulations with discrete harmonic forms. In *Proc. Eurographics/ACM Symp. on Geom. Proc.* (2006), pp. 201–210.