

Quantum noise analysis of spin systems realized with cold atoms

Robert W Cherng and Eugene Demler

Department of Physics, Harvard University, Cambridge, MA 02138, USA

E-mail: rcherng@fas.harvard.edu

New Journal of Physics **9** (2007) 7

Received 29 September 2006

Published 18 January 2007

Online at <http://www.njp.org/>

doi:10.1088/1367-2630/9/1/007

Abstract. We consider the use of quantum noise to characterize many-body states of spin systems realized with ultracold atomic systems. These systems offer a wealth of experimental techniques for realizing strongly interacting many-body states in a regime with a large but not macroscopic number of atoms. In this regime, fluctuations of an observable such as the magnetization are discernible compared to the mean value. The full distribution function is experimentally relevant and encodes high order correlation functions that may distinguish various many-body states. We apply quantum noise analysis to the Ising model in a transverse field and find a distinctive even versus odd splitting in the distribution function for the transverse magnetization that distinguishes between the ordered, critical, and disordered phases. We also discuss experimental issues relevant for applying quantum noise analysis for general spin systems and the specific results obtained for the Ising model.

Contents

1. Introduction	2
1.1. Strongly correlated systems of cold atoms	2
1.2. From noise analysis to correlation functions in interacting cold atom systems.	3
1.3. Quantum magnetism with cold atoms in optical lattices	5
2. Magnetization distribution in the transverse ising model	7
2.1. $P(M_z)$ distribution function	8
2.2. Global structure	11
3. Experimental issues	16
4. Conclusion	19
Acknowledgments	20
Appendix A. Toeplitz determinants	20
Appendix B. Small and large g limits	22
Appendix C. Saddle point analysis	23
References	25

1. Introduction*1.1. Strongly correlated systems of cold atoms*

A natural regime for ultracold alkali gases is when interactions are weak. For typical experimental densities of $n \approx 10^{14}$ atoms per cubic centimetre and scattering lengths of a few nanometres, interparticle distances are two orders of magnitude larger than the scattering length. This regime was the focus of most experimental work done in the first decade since the observation of Bose–Einstein condensation (BEC) [1]–[3]. Excitement in this field was fuelled by the possibility of turning *gedankenexperiments* into reality. This includes interference of independent condensates (ITC) [4], creation of atom lasers [4, 5], and condensation of multicomponent systems [6]–[12]. The Gross–Pitaevski equation captures all essential features of systems in this regime [13, 14]. This is a mean-field approximation that only requires the knowledge of a single wavefunction describing a macroscopically occupied state describing the condensate. Conceptually, the many-body aspect is important only in turning quantum coherence into a macroscopic phenomenon. However, solutions to the nonlinear equations may be nontrivial with the vortex lattice [15]–[17] being a prime example.

The current focus for the field of ultracold atoms is shifting towards creation and study of systems with strong interactions and correlations. The driving force of this evolution is remarkable experimental progress which provide powerful tools for realizing strongly interacting systems of cold atoms. Magnetically tuned Feshbach resonances (see [18, 19] and references therein) can be used to make scattering lengths comparable to interparticle distances. This allowed creation of molecules and observation of pairing in fermionic systems. Confining particles in optical lattices is another powerful tool for amplifying the role of interactions. Atoms in a periodic potential created by a standing wave laser beam can exhibit both enhanced interactions and suppressed kinetic energy. The relative strength of the two energies can be tuned by changing the intensity of the laser beam. This technique was used to observe the superfluid to Mott transition in which

the behaviour of atoms changed from wavelike in the superfluid phase to particle like in the Mott phase [20]. Reduced dimensionality is another useful tool for making strongly correlated systems. The strength of an effective one-dimensional (1D) interaction can be changed by tuning either the particle density, transverse confinement, or scattering length. This approach was used in several experiments that explored the crossover from weakly interacting quasicondensate to the Tonks gas of hard-core bosons [21, 22]. There are many other promising techniques for obtaining strongly interacting systems of quantum degenerate particles including rotating condensates [23], ultracold polar molecules (see [24] and references therein), and Rydberg atoms [25, 26].

One of the primary motivations for studying strongly correlated systems of cold atoms is the expectation that they will realize important and not yet fully understood quantum many body states. The target list of modern experiments includes the Fulde–Ferrel–Larkin–Ovchinnikov phase of unbalanced fermion mixtures with attraction [27, 28], supersolid phase [29]–[31], quantum magnetic phases of atoms in optical lattices (ordered or spin liquids) [32]–[35], fermions with d-wave pairing in lattice systems with repulsive interactions [36], and quantum Hall phases [37]–[39]. An important open question is detection and characterization of these states.

Analysis of correlation functions is a common way of characterizing many-body states in condensed matter physics. Neutron and light scattering experiments can be used to measure spin and charge response functions. Spin and charge density wave orders give rise to additional δ -function peaks in the static correlation functions, hence they immediately show up as new Bragg peaks in elastic neutron scattering experiments. Conductivity measurements at finite frequency (microwave, infrared, optical, etc) provide access to current–current correlation functions [40]. They are a useful tool for detecting states with a gap in the quasiparticle spectrum, such as superconducting and various density wave states. Photoemission experiments measure electron spectral functions and can be used to study excitation spectrum or observe electron fractionalization in 1D systems [41]–[43]. So what we want for strongly correlated systems of cold atoms is to have a tool box for measuring correlation functions.

Certain experimental techniques used in cold atoms provide natural analogues of condensed matter experiments. For example, Bragg spectroscopy is similar to light and neutron scattering in solid state physics and can be used to analyse the dynamic response functions [44]. Radio frequency (RF) spectroscopy in cold atom systems is analogous to finite frequency conductivity measurements [45]–[48]. There are also several proposals for designing experiments that mimic solid state methods [49, 50]. Additional techniques such as time of flight and interference experiments [1, 2] or the possibility of single atom detection [51, 52] are also available which are not feasible with traditional condensed matter systems. The richness of physical phenomena that we expect from strongly correlated systems of cold atoms provide strong motivation to think about new methods and approaches that would provide ‘smoking gun’ signatures of various many-body phases.

1.2. From noise analysis to correlation functions in interacting cold atom systems

The usual philosophy of performing measurements in physics is to minimize the noise by averaging over many experiments. However, there are notable exceptions. In mesoscopic solid state physics and quantum optics, one is often interested in the noise rather than the average signal. For example, shot noise was used to measure fractional charge and statistics of excitations in

fractional quantum Hall systems [53, 54]. Quantum noise in photon counting experiments was used to identify non-classical states of light [55].

The philosophy of noise analysis was implemented in several recent types of experiments with cold atoms. These experiments analysed quantum noise in time of flight images of atoms released from an optical lattice [52], [56]–[60] (see [61] for theoretical analysis). Free expansion during the time of flight maps momentum distribution of atoms inside the interacting system into the density distribution after the expansion. Correlation functions $\langle \rho(r)\rho(r') \rangle$ of the images in real space contains information about the $\langle n_k n_{k'} \rangle$ correlation function of the interacting system in momentum space. Note that $n_k = c_k^\dagger c_k$ is the occupation number of momentum states and not the density operator at wavevector k . Hence $\langle n_k n_{k'} \rangle$ represents a non-local correlation function for the original interacting system.

What can one learn from $\langle n_k n_{k'} \rangle$ correlation functions? The simple answer is the periodicity of the original system. Quasimomentum (i.e. lattice momentum) is a good quantum number in a periodic system. Quasimomentum differs from the physical momentum by Bragg reflections by reciprocal lattice vectors. This leads to bunching for bosons and peaks in $\langle n_k n_{k'} \rangle$ when the two momenta differ by a reciprocal lattice vector $k - k' = G$. Analogously, fermions exhibit antibunching. Such experiments have been done for spinless bosons [56]–[58], [60] as well as fermions [59] and provided one of the most elegant realizations of Hanbury–Brown–Twiss experiments with neutral atoms. When such experiments are performed with mixtures, we can expect even more exciting results. They should provide an ideal probe for antiferromagnetism or static density wave, since both phenomena increase the size of the unit cell and give rise to additional reciprocal lattice vectors [61]. It is worth pointing out that fluctuating orders, like in Luttinger liquids, can also be observed using this method [62]. Another beautiful application of the noise analysis in time of flight experiments was the measurement of fermion pairing on the BEC side of the Feshbach resonance [59]. These experiments demonstrated correlations in the occupation numbers for fermions with momenta k and $-k$, which demonstrated the existence of a Cooper pair condensate at zero momentum.

A different method for analysing correlation functions in interacting many-body systems is based on interference experiments between two independent condensates. It may not be immediately obvious why this measurement corresponds to the noise analysis. In every shot we should find an interference pattern. However the position of interference fringes is unpredictable from shot to shot. If we average over many experiments, we will find that the interference pattern washes out completely. We can put this in a more formal mathematical language: Let A be the quantum mechanical operator that describes the amplitude of interference fringes¹, we have $\langle A \rangle = 0$ but finite $\langle |A|^2 \rangle$. What is interesting for our purposes is the value of $\langle |A|^2 \rangle$ itself, or the related quantity of the fringe contrast. When individual condensates are not fluctuating, we expect fringes with perfect contrast. When there are strong thermal or quantum fluctuations we expect suppression of the fringe amplitude. Theoretical analysis performed in [63] showed that the amplitude of interference fringes can be related to the instantaneous two point correlation function: $\langle |A|^2 \rangle = \Omega \int_{\Omega} G^2(r)$, where $G(r) = \langle c(r)c^\dagger(0) \rangle$ and Ω is the imaging area. By analysing scaling of $\langle |A|^2 \rangle$ with the size of the images region, Hadzibabic *et al* recently demonstrated the Berezinskii–Kosterlitz–Thouless transition in 2D condensates [64].

¹ The spatial profile of the density measured by the absorption image is $\rho(x) = 2A_0 + Ae^{iQx} + A^*e^{-iQx}$. Here A is the amplitude of interference fringes. Contrast is defined as A/A_0 .

The common philosophy of HBT experiments with atoms [52], [56]–[64] and analysis of the average contrast in IIC experiments is the focus on second order coherence. This means that in the analysis of absorption images, we are not looking for peaks in $\langle \rho(r) \rangle$ but in $\langle \rho(r)\rho(r') \rangle^2$. An interesting question to ask is whether one can use quantum noise measurements to analyse higher order coherence. In the case of IIC experiments this problem was considered in [63, 65]. The basic idea is that we do not only measure the average value of the amplitude of interference fringes but also their fluctuations. And it is straightforward to show that higher moments of $|A|^2$ correspond to higher order correlation functions. In the case of 1D Bose systems with interactions it is possible to find the explicit form of the distribution function of $|A|^2$. For weakly interacting bosons phase fluctuations within condensates are small and one finds the Gumbel distribution of $|A|^2$ with a small width. When interactions between atoms become so strong that the system approaches the limit of hard-core bosons, the distribution function becomes Poissonian.

1.3. Quantum magnetism with cold atoms in optical lattices

The main subject of this paper is to extend the approach of quantum noise analysis to the study of higher order correlations in quantum magnetic systems realized using cold atoms. Several approaches have been discussed recently for creating magnetic systems with cold atoms (see [35] for a review). Our proposal is sufficiently general, so we expect that it can be applicable to all of them. The main idea can be understood in the following example. Consider a measurement of the α component of spin magnetization in a 1D spin systems

$$M_\alpha = \sum_i S_\alpha(i). \quad (1.1)$$

The average magnetization can be obtained by averaging over many experiments

$$\langle M_\alpha \rangle = \sum_i \langle S_\alpha(i) \rangle, \quad (1.2)$$

but individual measurements will exhibit quantum noise. Each measurement will give a value of M_α that is different from the average $\langle M_\alpha \rangle$. It is easy to see that the strength of quantum fluctuations is controlled by correlation functions of the spin operators. For example

$$\langle M_\alpha^2 \rangle = \sum_{i_1, i_2} \langle S_\alpha(i_1) S_\alpha(i_2) \rangle. \quad (1.3)$$

So the width of the distribution is determined by two point correlation functions. By the same argument higher moments provide a measure of higher order correlation functions

$$\langle M_\alpha^n \rangle = \sum_{i_1 \dots i_n} \langle S_\alpha(i_1) \dots S_\alpha(i_n) \rangle. \quad (1.4)$$

The knowledge of high moments is contained in the distribution function of M_α . So if we know the distribution function of $P(M_\alpha)$, we obtain information about correlation functions of arbitrarily

² We remind the reader that quantum mechanical averaging implies averaging over many measurements.

high order. In real experiments, of course, technical noise and a finite number of experiments will limit the number of moments that can be reliably extracted.

From the above discussion, one can see that analysis of the fluctuations described by the distribution function for M_α can be used to distinguish many-body magnetic systems with different spin correlations. Long-range magnetic order is characterized by nonzero first moment $\langle M_\alpha \rangle \neq 0$ as opposed to a disordered system with vanishing first moment $\langle M_\alpha \rangle = 0$. However, higher order moments may reveal more subtle types of magnetic ordering. As an example, consider 2D quantum critical points [66] or algebraic spin liquid phases [67]–[69]. Such states are disordered with a vanishing magnetization $\langle M_\alpha \rangle \neq 0$ but have power-law spin–spin correlations

$$\langle S_\alpha(i) S_\alpha(j) \rangle \sim \frac{e^{iQ(r_i - r_j)}}{|r_i - r_j|^{1+\eta}}. \quad (1.5)$$

This gives a nontrivial scaling of the second moment $\langle M_\alpha^2 \rangle$ for a region of spins with area A

$$\langle M_\alpha^2 \rangle \sim A^{1+(1-\eta)/2}. \quad (1.6)$$

If the power-law correlations decay sufficiently slowly with distance $\eta < 1$, then the noise due to magnetization rises above intrinsic shot noise which scales linearly with the area $\sim A$ and can be used as a signature for detecting algebraic order. In some cases, different many-body states can be distinguished only by studying moments of M_α and thus spin correlations to all orders through the full distribution function and we discuss in detail a concrete example of this in the main part of the paper.

In general, the distribution function for M_α alone will not distinguish all possible types of magnetic ordering. However, the idea of noise analysis can be generalized straightforwardly to other observables. The primary challenge is identifying which observable is more adapted to distinguishing particular types of order. One should then measure not just the average value of some operator but its entire distribution function. The distribution function contains information about high moments which can be related to high order correlation functions. This provides valuable characterization of the many-body state. As an example, the operator

$$\tilde{M}_\alpha = \sum_i S_\alpha^2(i) \quad (1.7)$$

may be of interest for systems with larger values of spin $S \geq 1$ since fluctuations of \tilde{M}_α describe spin correlations of the form

$$\langle S_\alpha^2(i) S_\alpha^2(j) \rangle. \quad (1.8)$$

Another fundamental challenge for applying noise analysis is the importance of measurements on a mesoscopic system, where fluctuations will not be negligibly small compared to the mean value. It is only in this regime where reliable statistics about higher moments can be extracted. For macroscopic solid state samples this is not easy to achieve, but for cold atoms systems with tens or hundreds of thousands of atoms this is an experimentally relevant regime. Another advantage of the cold atoms systems is their nearly complete isolation from the environment. We point out that [70] considered a related idea of measuring the number of particles in a mesoscopic part of a fermionic system with pairing. They showed that fluctuation

in the total number of particles will exhibit interesting evolution as one tunes the system from the Bardeen–Cooper–Schrieffer (BCS) to the BEC regime.

In the main part of this paper contained in section 2 we consider a specific example of the magnetization distribution for the Ising model in a transverse field. We are not the first to address this question. Reference [71] studies the distribution functions for both the longitudinal and transverse magnetizations of this model with analytical and numerical techniques. We focus primarily on the transverse magnetization but provide a more detailed analysis of its global structure. In particular, we study how higher order moments encode the different correlations in the ordered, critical, and disordered phases and give a simple physical picture in terms of confinement versus proliferation of domain walls. Section 3 discusses experimental issues involved in applying quantum noise analysis to ultracold atoms including those specific to the results we obtained for the transverse Ising model. We summarize our discussion in the conclusion of section 4. The appendices contain mathematical details of the discussion in section 2.

2. Magnetization distribution in the transverse ising model

The 1D Ising model in a transverse field provides a textbook example of a symmetry-breaking quantum phase transition [66]. It is described by the Hamiltonian

$$H = -J \sum_{i=1}^N [2S_x(i)S_x(i+1) + gS_z(i)], \quad (2.1)$$

where $S_\alpha(i)$ are spin-1/2 operators at site i . Here g is a dimensionless coupling which sets the strength of the transverse field and J sets the overall energy scale. We take periodic boundary conditions and N is the number of sites. The competition between the transverse field and the Ising term of the Hamiltonian drives a quantum phase transition at $g_c = 1$ from an ordered phase $g < g_c$ with spontaneous magnetization along the x direction to a disordered phase $g > g_c$ with zero magnetization along x . We are interested in the distribution function for the magnetization M_α given by

$$P(M_\alpha) = \langle \delta(M_\alpha) \rangle \quad (2.2)$$

where $\delta(x)$ is the delta function and brackets denote ground state expectation values.

The global structure of $P(M_x)$ describing the order parameter follows from low-order moments of the longitudinal magnetization M_x and symmetry breaking arguments. Away from the critical point $g \neq g_c$, exact results on $\langle S_x(i)S_x(j) \rangle$ [72, 73] show the spin correlation length and the second moment $\langle M_x^2 \rangle$ are finite. Physically, this means spins fluctuate independently on length scales larger than the correlation length. Thus, for a sum of a large number of spins, the corresponding distribution should be approximately Gaussian. In the broken symmetry phase $g < g_c$, the distribution should have two peaks describing the formation of spontaneous magnetization for M_x . On the other hand, the unbroken symmetry phase $g > g_c$ should only have one peak centred at zero. At the critical point $g = g_c$, the power-law decay of $\langle S_x(i)S_x(j) \rangle \sim \sum |i-j|^{-1/4}$ gives a divergent contribution to $\langle M_x^2 \rangle$ and a nontrivial distribution function.

More analysis is needed for the transverse magnetization M_z where symmetry breaking arguments do not apply. Exact results [72, 74] for $\langle S_z(i)S_z(j) \rangle$ show the second moment $\langle M_z^2 \rangle$ is finite even at the critical point. Analogously, $P(M_z)$ is also Gaussian. However, additional aspects

of the global structure such as the number of peaks and other features are encoded in higher order moments.

Instead of analysing individual moments, we study the entire distribution $P(M_z)$ directly. We find its global structure reflects the amount of *disorder* in the system. This is in contrast to $P(M_x)$ which reflects the amount of *order*. We show $P(M_z)$ is asymptotically Gaussian for a large number of spins with a characteristic splitting between even and odd magnetization that differs between the phases. A duality mapping shows this behaviour has a physical interpretation in terms of proliferation, criticality, and confinement of dual domain walls when $g < g_c$, $g = g_c$, and $g > g_c$, respectively. The domain wall physics is particularly clear in the small and large g regimes where $P(M_z)$ describes the qualitatively different counting statistics of pairs and single domain walls, respectively. In subsection 2.1 we calculate $P(M_z)$ via fermionization. We obtain and discuss its global structure in subsection 2.2, focusing on the even versus odd splitting and its interpretation using a duality mapping. Appendix A discusses the use of Toeplitz determinants employed in the calculation. In addition, appendix B derives the small and large g behaviour in more detail. Finally, appendix C describes the saddle-point analysis used to obtain the asymptotic Gaussian behaviour.

2.1. $P(M_z)$ distribution function

Jordan–Wigner fermionization (see [75]) maps spins in 1D onto spinless fermions

$$c_i = \prod_{j < i} [-\sigma_z(j)] \sigma_-(i), \quad (2.3)$$

$$c_i^\dagger = \prod_{j < i} [-\sigma_z(i)] \sigma_+(i), \quad (2.4)$$

where $\sigma_\alpha(i) = 2S_\alpha(i)$ are the Pauli matrices and $\sigma_\pm = \sigma_x \pm i\sigma_y$ are the corresponding raising and lowering operators. The spin Hamiltonian of equation (2.1) maps to free fermions

$$H = -J \sum_{k>0} [(g + \cos k)(c_k^\dagger c_k + c_{-k}^\dagger c_{-k}) - i \sin k(c_{-k} c_k - c_k^\dagger c_{-k}^\dagger)], \quad (2.5)$$

where c_k are in momentum space.

Instead of studying M_z directly, the analysis is simpler for the quantity

$$\rho_n = \sum_{i=1}^n \left(\frac{1}{2} - S_z(i) \right) = \sum_{i=1}^n (1 - c_i^\dagger c_i), \quad (2.6)$$

which is simply related to both M_z and the fermion number. Recall N is the number of spins in the entire chain and compare this to n which is the number of spins in a block embedded in this system. We will take $N \rightarrow \infty$ first to describe the thermodynamic limit and then $n \rightarrow \infty$. Physically, we are studying the local magnetization M_z of a large block of spins embedded in a much larger system. This has important consequences in the interpretation of the results and experimental detection.

We will calculate the generating function for ρ_n defined as

$$\chi_n(\lambda) = \langle e^{i\lambda\rho_n} \rangle, \quad (2.7)$$

where the brackets denote ground state expectation values in the thermodynamic limit $N \rightarrow \infty$. The corresponding distribution function is given by the Fourier transform of the generating function

$$P_n(m) = \int_{-\pi}^{\pi} \frac{d\lambda}{2\pi} e^{-i\lambda m} \chi_n(\lambda), \quad (2.8)$$

which is related to $P(M_z)$ by the following

$$P(M_z) = P_n(n/2 - M_z). \quad (2.9)$$

We first define the following linear combinations of fermionic operators

$$A_i = c_i + c_i^\dagger, \quad (2.10)$$

$$B_i(\lambda) = c_i + e^{i\lambda} c_i^\dagger, \quad (2.11)$$

and obtain for the generating function

$$\chi_n(\lambda) = \langle A_1 B_1(\lambda) \dots A_n B_n(\lambda) \rangle \quad (2.12)$$

where we have used the operator identity $e^{i\lambda(1-c_i^\dagger c_i)} = A_i B_i(\lambda)$. Using Wick's theorem, the expectation value in equation (2.12) can be reduced to products of the following two-point functions

$$\langle A_i A_j \rangle = \int_{-\pi}^{\pi} \frac{dk}{2\pi} e^{-ik(i-j)}, \quad (2.13)$$

$$\langle B_i(\lambda) B_j(\lambda) \rangle = \int_{-\pi}^{\pi} \frac{dk}{2\pi} e^{-ik(i-j)} e^{-2i\lambda} [1 + \sin(\lambda) \sin(\theta_k)], \quad (2.14)$$

$$\langle A_i B_j(\lambda) \rangle = \int_{-\pi}^{\pi} \frac{dk}{2\pi} e^{-ik(i-j)} \frac{1}{2} [(1 + e^{i\lambda}) + (1 - e^{i\lambda}) e^{i\theta_k}], \quad (2.15)$$

where the Bogoliubov angle

$$e^{i\theta_k} = \frac{g + e^{ik}}{\sqrt{(g + e^{ik})(g + e^{-ik})}}, \quad (2.16)$$

comes from diagonalizing the Hamiltonian in equation (2.5) using a Bogoliubov transformation.

Notice $\langle A_i A_j \rangle = \delta_{ij}$. However, the contractions of this form entering $\chi_n(\lambda)$ vanish because they always occur with $i \neq j$. Moreover, any full contraction containing $\langle B_i B_j \rangle$ also vanishes since it must contain some $\langle A_i A_j \rangle$ contraction. This implies the only full contractions that

contribute are those that only pair A_i with B_j . Taking into account the fermionic signs, these full contractions organize into a determinant of the form

$$\chi_n(\lambda) = \det_{i,j=1\dots n} [f_{i-j}(e^{i\lambda})], \quad (2.17)$$

where $f_n(z)$ are the Fourier coefficients of the function

$$f(z, x) = \sum_{n=-\infty}^{\infty} f_n(z)x^n = \frac{1}{2} \left[1 + z + (1 - z) \frac{g + x}{\sqrt{(g + x)(g + x^{-1})}} \right]. \quad (2.18)$$

Notice that the coefficients are given by $f_n(e^{i\lambda}) = \langle A_i B_j(\lambda) \rangle$ and the function $f(z, x)$ is the integrand in equation (2.15) with $z = e^{i\lambda}$ and $x = e^{ik}$.

The above result gives an explicit expression for the generating function as a determinant of Toeplitz type with constant diagonals. We would like to point out that we take the coupling constant g that is constant in both time and space to simplify the analysis and to apply powerful mathematical techniques on Toeplitz determinants to obtain explicit analytical forms for the magnetization distribution function. However, a model with $g(i, t)$ varying in both space and time still reduces to free fermions and remains solvable (see [76]–[79] for the time-dependent case). The fermionic two-point functions in equations (2.13), (2.14) and (2.15) would depend on $i + j$ and not just $i - j$ due to the breaking of translational invariance and also have an explicit time dependence. In addition, the generating function in equation (2.17) would in general be a Pfaffian with entries corresponding to the two-point functions instead of a determinant.

From the remainder of this study, we consider a constant g . We can make some general comments on the structure of $\chi_n(\lambda)$. By diagonalizing the matrix inside the determinant, we see that the generating function is of the form

$$\chi_n(\lambda) = \prod_{i=1}^n \frac{1}{2} [(1 + e^{i\lambda}) + (1 - e^{i\lambda})\mu_i]. \quad (2.19)$$

Here μ_i are the eigenvalues of the $n \times n$ matrix M_{ij} formed from the Fourier coefficients of the Bogoliubov angle

$$M_{ij} = \int_{-\pi}^{\pi} \frac{dk}{2\pi} e^{-ik(i-j)} e^{i\theta_k}. \quad (2.20)$$

This can be rewritten in the more suggestive form

$$\chi_n(\lambda) = \prod_{i=1}^n \chi_B(\lambda, p_i), \quad (2.21)$$

$$\chi_B(\lambda, p) = (1 - p) + pe^{i\lambda}, \quad (2.22)$$

$$p_i = \frac{1}{2}(1 - \mu_i), \quad (2.23)$$

as a product of generating functions $\chi_B(\lambda, p)$. We recognize these generating functions as that of a Bernoulli random variable with probability p of obtaining one and $1 - p$ of obtaining zero. This implies ρ_n is the sum of independent Bernoulli variables. This is not surprising since ρ_n is directly related to the fermion number and each fermionic level can be either occupied or unoccupied.

However, even though the matrix M_{ij} is real, the eigenvalues μ_i are only required to occur in complex conjugate pairs. In fact, we find the μ_i are generically complex and satisfy $|\mu_n| \leq 1$. This means that $\chi_B(\lambda, p_i)$ cannot be interpreted as a classical Bernoulli distribution. However, a pair of conjugate eigenvalues gives

$$\chi_B(\lambda, p_i)\chi_B(\lambda, p_i^*) = \frac{1}{4} [|1 - \mu_i|^2 + 2(1 - |\mu_i|^2)e^{i\lambda} + |1 + \mu_i|^2 e^{2i\lambda}], \quad (2.24)$$

allowing an interpretation as a classical distribution with the coefficient of $e^{im\lambda}$ giving the probability of obtaining m . Notice that the interference of the complex eigenvalues μ_i can lead to suppression of odd versus even values. In the fermionic description, this is a result of BCS-type pairing in the Hamiltonian of equation (2.5). The anomalous term $a_k a_{-k}$ and its Hermitian conjugate describe pair creation and annihilation processes which might favour even occupation. We note that the appearance of independent Bernoulli variables for the fermion number distribution has been studied in the mathematical literature (see [80]) as determinantal point processes. However, it appears the cases that have been studied correspond to states with no BCS-type pairing and purely real eigenvalues μ_i . These heuristic considerations take into account only one or two fermionic levels. Determining the global structure of $P_n(m)$ is a many-body problem involving a large number of fermionic levels which we address in the next section.

2.2. Global structure

Before discussing the global structure of $P(M_z)$, we first argue that it gives a measure of the amount of *disorder* in the system. Physically this is not surprising since $S_z(i)$ tends to disorder spins along the x direction by inducing tunnelling between the two polarizations. This competes with the Ising term $S_x(i)S_x(i+1)$ which favours ordering of spins along the x direction. A duality transformation [81] makes this connection more concrete. This transformation maps the spin Hamiltonian of equation (2.1) to a spin Hamiltonian of the same form but with the coupling constant exchanged

$$H = -J \sum_{i=1}^N [2gT_x(i)T_x(i+1) + T_z(i)]. \quad (2.25)$$

The $T_\alpha(i)$ operators describe dual spins that obey the same commutation relations as $S_\alpha(i)$ and are given by

$$T_z(i) = 2S_x(i-1)S_x(i), \quad (2.26)$$

$$T_x(i) = \frac{1}{2} \prod_{j \leq i} [2S_z(j)]. \quad (2.27)$$

in terms of the $S_\alpha(i)$ operators. Under this transformation the operator ρ_n maps to

$$\rho_n = \sum_{i=1}^n \left(\frac{1}{2} - 2T_x(i-1)T_x(i) \right), \quad (2.28)$$

where the term under the summation has eigenvalue 0 for two dual spins aligned on the x direction and eigenvalue 1 for anti-aligned. This implies that ρ_n is the number operator for dual domain walls and $P_n(m)$ is its probability distribution.

In particular, the fermionic operators c_i (c_i^\dagger) create (annihilate) dual domain walls. For the BCS-type Hamiltonian of equation (2.5), Jg acts as the chemical potential for free fermions with dispersion $-J \cos(k)$ with the anomalous terms describing pair creation and annihilation. When g is small, the chemical potential crosses the band and pair fluctuations cost little energy leading to dual domain wall proliferation. When g is large, the chemical potential is below the bottom of the band and dual domain walls are confined due to energy cost. Note this is the exact opposite of the physical domain walls for the $S_x(i)$ spins but the underlying physics of confinement versus proliferation [82] is the same.

Analysis of $P_n(m)$ shows how the distribution function reflects the above physics. Numerically, equation (2.17) allows for efficient calculation of the distribution function $p_n(m)$. The determinant representation gives $\chi_n(\lambda)$ as a polynomial of degree n in $e^{i\lambda}$ and the coefficient of $e^{im\lambda}$ can be extracted via a computer algebra system to give $P_n(m)$. Analytical insight is also possible in the large- n limit through the use of Toeplitz determinant asymptotics outlined in appendix A. We find that the generating function has the following asymptotic behaviour

$$\chi_n(\lambda) \sim \exp \left[c_0(e^{i\lambda})n + c_1(e^{i\lambda}) \log n + c_2(e^{i\lambda}) \right], \quad (2.29)$$

where the coefficients $c_i(z)$ are explicitly known functions.

We first consider the small and large g regimes. We carry out the expansions in appendix B and find for the generating function

$$\chi_n(\lambda) \sim \begin{cases} \left(\frac{2+g}{4} + \frac{2-g}{4} e^{i\lambda} \right)^n & g \ll g_c, \\ \exp \left[\frac{n-1}{16g^2} (e^{2i\lambda} - 1) + \frac{1}{8g^2} (e^{i\lambda} - 1) \right] & g \gg g_c, \end{cases} \quad (2.30)$$

where we recognize the form of the generating functions as that of a binomial random variable for $g \ll g_c$ and a sum of two Poissonian random variables for $g \gg g_c$. However, notice in the $g \gg g_c$ regime that one Poissonian variable depends on $e^{2i\lambda}$ whereas the other depends on $e^{i\lambda}$. This implies the operator ρ_n behaves as

$$\rho_n \sim \begin{cases} B \left(n, \frac{2-g}{4} \right) & g \ll g_c, \\ 2P \left(\frac{n-1}{16g^2} \right) + P \left(\frac{1}{8g^2} \right) & g \gg g_c, \end{cases} \quad (2.31)$$

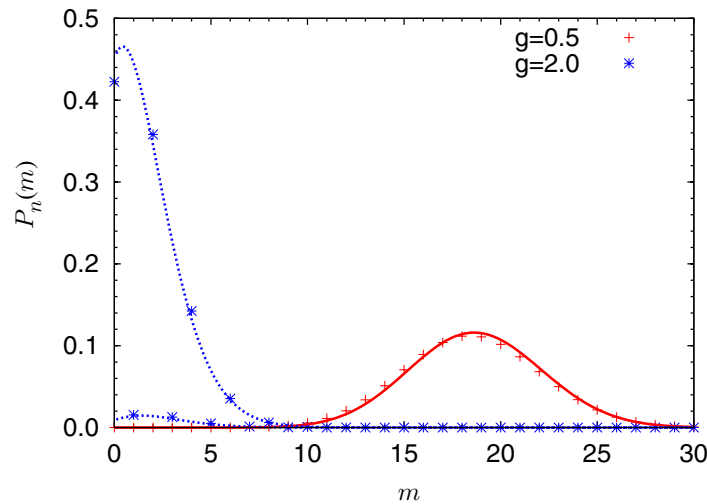


Figure 1. Distribution function $P_n(m)$ for $g = 2$, $g = 0.5$ and $n = 50$. Solid lines denote the small g binomial distribution and dashed lines denote the large g Poissonian distribution. Notice the separate distributions for even and odd m for $g > g_c$. The centre and width of the peak tend to zero for $g \rightarrow \infty$ but approach a constant for $g \rightarrow 0$.

where $B(n, p)$ is a binomial random variable with n trials and probability of success p and $P(\lambda)$ is a Poissonian random variable with parameter λ . Explicit expressions for $P_n(m)$ for these two regimes are given in appendix B. We plot the distribution $P_n(m)$ for $g = 0.5$ and $g = 2$ in figure 1. Notice the distinct splitting between even and odd values of m for $g < g_c$ that is absent for $g > g_c$.

The qualitatively different behaviour has a simple physical interpretation in terms of proliferation versus confinement of dual domain walls. We have argued M_z simply counts the number of dual domain walls. When they proliferate for small g , individual domain walls are free. Each site contributes independently with probability $P_{\text{occ}} = 1/2 - g/4$ of being occupied and $P_{\text{empty}} = 1 - P_{\text{occ}}$ of being empty. This leads to the binomial counting statistics that does not distinguish between even and odd total occupation. In contrast, the confined regime for $g > g_c$ has dual domain walls tightly bound into pairs that occur with low probability $P_{\text{pair}} = 1/16g^2$. In the dilute limit, the counting statistics of pairs is Poissonian. However, pairs in the bulk contribute a factor of two to the number of dual domain walls with a probability $(n - 1)P_{\text{pair}}$ that scales with n whereas pairs at the boundary contribute a factor of one to the total number with a probability $2P_{\text{pair}}$ since there are two boundaries. The differing contributions of pairs in the bulk and boundary leads to the splitting between even and odd total occupation. A schematic illustration of counting dual domain walls in these two regimes is illustrated in figure 2.

The above analysis relies on an expansion in the small parameter g or g^{-1} and identifying the resulting form of $\chi_n(\lambda)$. In order to study the evolution from the small to large g regimes, we use a large- n saddle-point integration for $P_n(m)$ which works for all g . This comes at the expense of obtaining only the asymptotic Gaussian behaviour and is carried out in appendix C. The Gaussian nature of the resulting distribution can be established two ways. We have already argued that ρ_n is the sum of n independent Bernoulli-like random variables with finite variance which means $P_n(m)$ is Gaussian by the central limit theorem. In addition, we can examine the

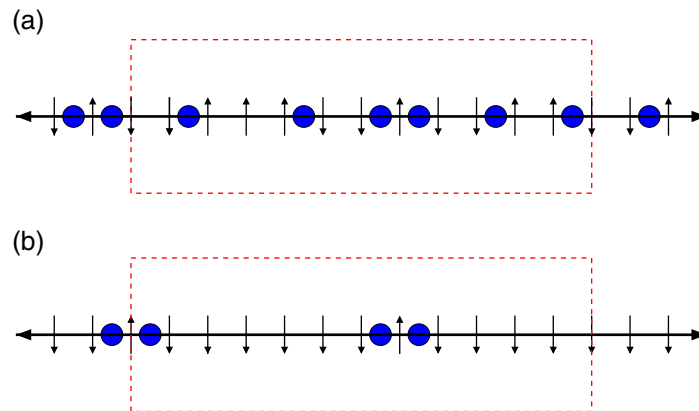


Figure 2. Calculating $P(M_z)$ for a block of spins (red rectangle) maps to counting dual domain walls (blue circles) within. In the proliferated phase for $g < g_c$ (a), *individual* domain walls are free whereas in the confined phase (b), *pairs* of domain walls are free giving qualitatively different statistics. Notice pairs in the bulk and at the boundary contribute differently in the confined phase. The small arrows indicate the corresponding dual spin configuration.

Taylor series

$$\log \chi_n(\lambda) = \sum_{p=0}^{\infty} \frac{\lambda^p}{p!} \langle \rho_n^p \rangle_c. \quad (2.32)$$

whose coefficients $\langle \rho_n^p \rangle_c$ give the cumulants or connected moments. We find all cumulants are finite and proportional to n at leading order. By considering the ratio

$$\frac{\langle \rho_n^p \rangle_c}{\langle \rho_n^2 \rangle_c^{p/2}} \sim n^{1-p/2}, \quad (2.33)$$

we conclude that the first two cumulants completely characterize the distribution for large- n which implies that $P_n(m)$ is Gaussian. This is not in contradiction to the small and large g regimes since the resulting distributions are also Gaussian for sufficiently large n .

The absence or presence of an even versus odd splitting characterizes the small and large g regimes, respectively. This aspect of the global structure of $P_n(m)$ reflects higher order moments which encode the underlying correlations of the model and appear in the large- n Gaussian distributions. In particular, we find

$$P_n(m) \sim \frac{e^{-(m-n\mu)^2/2n\sigma^2}}{\sqrt{2\pi n\sigma^2}} \begin{cases} 1 + (-1)^m (1 - g^{-2})^{1/4} & g > g_c, \\ 1 + (-1)^m C n^{-1/4} & g = g_c, \\ 1 & g < g_c, \end{cases} \quad (2.34)$$

which is of the form of either a single Gaussian or the sum of two Gaussians. The $(-1)^m$ term gives the even versus odd splitting which has a sharp transition and critical behaviour at $g = g_c$. This illustrates clearly that the quantum phase transition manifests itself in higher order correlations of M_z and is accessible via the distribution function $P(M_z)$.

Having discussed the physical origin of this splitting, we now show how it also reflects correlations of the order parameter or longitudinal spins $S_x(i)$. At first this is surprising since $P_n(m)$ describes correlations of the transverse spins $S_z(i)$. However, recall the $S_z(i)$ correspond to domain walls for $T_x(i)$ which are related to $S_x(i)$ via duality. Explicitly, we obtain from equation (2.28)

$$\exp(i\pi\rho_n) = 4T_x(0)T_x(n). \quad (2.35)$$

This gives the two-point function of the dual spins $T_x(0)T_x(n)$ as a function of ρ_n implying that $P_n(m)$ can be used to compute its average in the ground state

$$\langle T_x(0)T_x(n) \rangle = \frac{1}{4} \sum_m P_n(m)(-1)^m. \quad (2.36)$$

The interpretation of this equation is also illustrated in figure 2. An even (odd) number of dual domain walls between two sites gives a spin configuration with spins aligned (anti-aligned) along the x direction. By using the Gaussian form of $P_n(m)$ in equation (2.34) and passing from summation to integration we find

$$\langle T_x(0)T_x(n) \rangle \sim \frac{1}{4} \begin{cases} (1 - g^{-2})^{1/4} & g > g_c \\ Cn^{-1/4} & g = g_c, \\ 0 & \end{cases} \quad (2.37)$$

where we have dropped the contribution from terms entering with $(-1)^m$ in the summation. Here $C = 2^{1/12}e^{1/4}A^{-13}$ with A being Glaisher's constant. This agrees with known results on the spin correlation function $S_x(0)S_x(n)$ [72, 73] after applying a duality transformation $g \rightarrow g^{-1}$. Why the agreement is exact is discussed in appendix C.

We now discuss the mean μ and variance σ^2 of the Gaussian distributions in equation (2.34). They are expressed in terms of the Bogoliubov angle by

$$\mu = \frac{1}{2} \int_{-\pi}^{\pi} \frac{dk}{2\pi} (1 - e^{i\theta_k}) \quad (2.38)$$

$$\sigma^2 = \frac{1}{4} \int_{-\pi}^{\pi} \frac{dk}{2\pi} (1 - e^{2i\theta_k}). \quad (2.39)$$

We plot the mean μ and standard deviation σ in figure 3. As $g \rightarrow 0$, the distribution has a finite width σ and a finite mean μ . In contrast, as $g \rightarrow \infty$, both σ and μ go to zero. This behaviour can also be seen in figure 1. We plot $P_n(m)$ in rescaled variables in figure 4. The asymptotic convergence to Gaussian distributions is quite good even at the critical point $g = g_c$ for sufficiently large n . In addition, the distinctive even versus odd splitting is absent for $g < g_c$, present for $g > g_c$, and decays algebraically for $g = g_c$.

Here we compare our results with that of [71]. Our new contribution is the demonstration and analysis of the even versus odd splitting in $P_n(m)$. Figure 2 shows that this is fundamentally a boundary effect of a local block of spins. Thus it is necessary to separate the system size N from the block size n to see this effect. In contrast, [71] implicitly set $N = n$ in the beginning

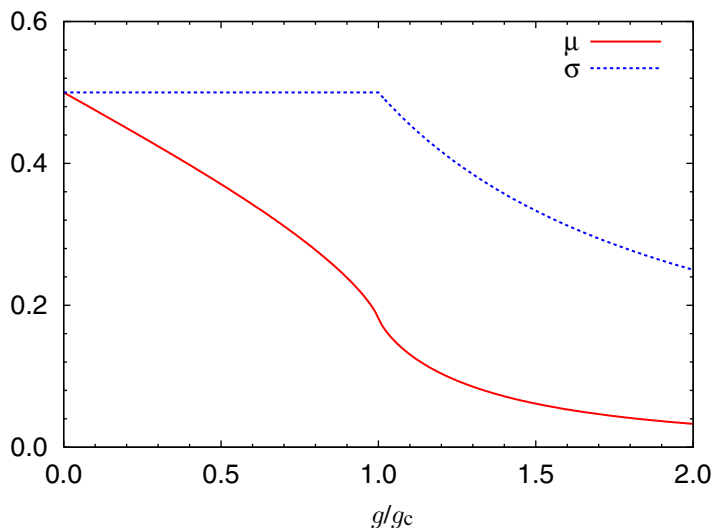


Figure 3. Mean μ and standard deviation σ as a function of g/g_c for the asymptotic Gaussian form of $P_n(m)$. Notice $\mu, \sigma \rightarrow 1/2$ for $g \rightarrow 0$ and $\mu, \sigma \rightarrow 0$ for $g \rightarrow \infty$.

of their analysis. At a more technical level, we find an approach based on mapping the problem to Toeplitz determinants allows for separation of the length scales N and n . This allows us to obtain the first finite size correction to the leading Gaussian behaviour to $P_n(m)$ as discussed in appendix A which turns out to be crucial in obtaining the splitting. In addition, this approach also facilitates study of the small and large g regimes where the underlying physics is most evident. As another technical note, [71] also obtains the asymptotic Gaussian behaviour via a saddle-point analysis, but we show that there is an additional saddle-point which gives rise to the splitting and is discussed in appendix C. Having discussed one application of quantum noise analysis in a specific spin system, we now turn our attention to a discussion of general issues in experimental realizations.

3. Experimental issues

Although the use of ultracold atoms in experimental studies of quantum many-body systems has seen great progress, techniques based on quantum noise analysis are just becoming within reach. The fundamental difficulties arise from the need to collect accurate statistics on noise fluctuations of an observable, ideally to high orders. First, we discuss the common experimental issues for applying quantum noise analysis to general spin systems in ultracold atoms. Those specific to the Ising model will be discussed afterwards.

The first question is that of preparation of effective spin systems. Optical lattices offer one of the most promising avenues for engineering many-body systems in ultracold atoms including spin systems [35] but they may pose problems for noise analysis. This is especially true for low-dimensional systems. They have already been realized in optical lattices [21, 22, 57] but occur in a large array of up to thousands of one- or two-dimensional systems within each sample. A single measurement such as an absorption image over the entire sample corresponds essentially to

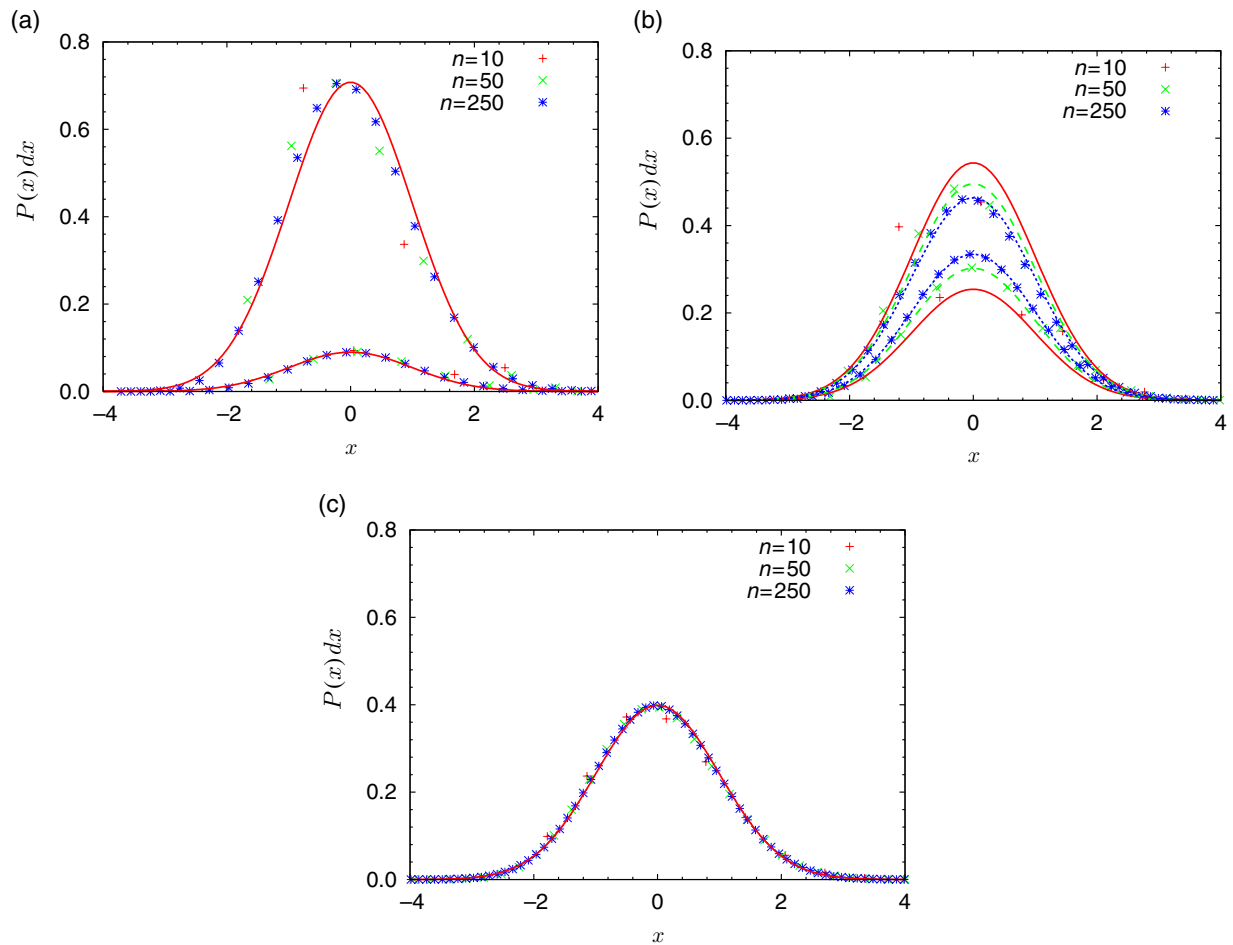


Figure 4. Distribution function $P_n(m)$ for $g = 1.25$ (a), $g = g_c = 1$ (b), and $g = 0.8$ (c) plotted as a function of the rescaled variables $x = (m - \langle \rho_n \rangle_c) / \langle \rho_n^2 \rangle_c^{1/2}$ and $P(x)dx = P_n(m) \langle \rho_n^2 \rangle_c^{1/2}$ where $\langle \dots \rangle_c$ denotes the cumulant. The solid lines indicate the asymptotic Gaussian form of $p_n(m)$. Notice the convergence to Gaussian behaviour even at $g = g_c$ and the splitting between even and odd m for $g \geq g_c$.

averaging over the large array which suppresses fluctuations. Low-order statistics such as second-order coherence [57, 58, 60] are still accessible. However higher order noise fluctuations may be difficult to detect as a result of the intrinsic averaging that occurs within each sample.

Accessing higher order noise may be possible through realizations of single or small numbers of low-dimensional systems where fluctuations are not negligible compared to the average. Such an approach has already been used to study the Berezinskii–Kosterlitz–Thouless transition [64]. In this experiment, the quantum noise in the interference amplitude of just a pair of 2D quasi-condensates was used to detect signatures of the transition. For 1D systems, surface microtraps allow for tight confinement in a waveguide geometry [83]–[85] and optical box traps have recently demonstrated single 1D condensates [86].

In addition to preparation, experiments will also have to advance in measurement techniques. The ideal measurement of quantum noise for magnetization would be state-selective *in situ*

imaging with single atom precision to obtain accurate high order statistics and high resolution to resolve spatial correlations. This has not yet been achieved with optical absorption imaging but may be possible through proposed scanning tunnelling microscopy of ultracold atoms [87]. However, single atom counting has been demonstrated in an atom laser set-up [51]. However, this is more suited to the study of temporal correlations rather than the spatial correlations describing noise in magnetization. Detection of single atoms has also been used in Hanbury–Brown–Twiss experiments [52] but with imaging after expansion which resolves momentum correlations and not *in situ* which probes real space correlations. An alternative measurement involves imprinting the quantum noise for magnetization onto a weakly coupled laser probe [88]. In this case, the quantum noise of the laser itself should be less than that of the magnetization and may make features at the single atom level difficult to detect.

We now turn to the specific case of the Ising model. First, we discuss explicit preparation of the transverse field Ising model in ultracold atoms. Effective $S = 1/2$ degrees of freedom are represented by cold bosonic atoms with two relevant hyperfine levels. The atoms are loaded into an optical lattice in the Mott phase with a filling factor of one and Ising type interactions between neighbouring sites are generated via cold controlled collisions [89, 90] or exchange interactions generated by virtual tunnelling [32, 91]. A transverse field corresponds to transitions between the two internal states and can be engineered by coupling to external lasers [92]. Alternatively, an atomic beam splitter set-up consisting of a 1D lattice of double wells can also directly realize the transverse Ising model [93].

Our primary result on the transverse magnetization is the even versus odd splitting in the distribution function which poses some difficulties for measurement. As shown in figure 2, distinguishing between even and odd magnetization requires a sharp boundary between the block of spins undergoing measurement and the rest of the spin chain. This requirement does not pose difficulties for measurement via high resolution *in situ* imaging. However, for techniques that couple to the entire sample, RF cutting (see [94]) may be needed to isolate the region of interest beforehand. More importantly, sensitivity at the single atom level will also be crucial for detecting the even versus odd splitting and all of the issues discussed for general spin systems will also apply. The requirements of high spatial resolution and single atom sensitivity is most likely outside of the reach of current experimental capabilities. However, we wish to stress that future developments such as high resolution *in situ* imaging may allow direct observation of the even versus odd splitting.

We provide an analysis of current experimental capabilities by considering the proposal of [88] for coupling the magnetization to off-resonant coherent laser light. For our purposes, the main result relates the output quadrature of light X_{out} to the input quadrature X_{in} and the magnetization M_z as

$$X_{\text{out}} = X_{\text{in}} - \frac{\kappa}{\sqrt{n_a}} M_z. \quad (3.1)$$

The quantum noise of the magnetization is thus imprinted on top of the inherent photon shot noise of the incident laser which has been rescaled by the number of photons n_p describes coherent light with noise $\Delta X_{\text{in}} = 1/\sqrt{2}$.

Here $\kappa = \sqrt{n_a n_p} \sigma_r \Gamma / A \Delta$ is the atom–photon interaction and given in terms of n_a the number of atoms, n_p is the number of photons, σ_r is the resonant scattering cross section which is distinct from σ the width of the magnetization distribution, Γ is the spontaneous decay rate, A is the illuminated cross sectional area, and Δ is the detuning. Equation (3.1) is valid when decoherence

due to spontaneous emission is small and for low photon absorption. This implies the atomic depumping $\eta = n_p \sigma_r \Gamma^2 / A \Delta^2$ and photon absorption $\epsilon = n_a \sigma_r \Gamma^2 / A \Delta^2$ must be small.

Discerning gross features of the magnetization distribution only requires fluctuations in X_{out} due to quantum noise in the *collective* magnetization be greater than fluctuations due to photon shot noise. The width of the magnetization distribution gives an estimate $\Delta M_z \sim \sqrt{n_a} \sigma$ where σ is shown in figure 3 and yields the condition

$$\frac{\Gamma}{\Delta} < \sigma \sqrt{2\epsilon\eta}. \quad (3.2)$$

We take typical numbers for an atomic sample with diameter $100 \mu\text{m}$, length $500 \mu\text{m}$ and $n_a = 10^6$ atoms. For ^{87}Rb using the $F = 1$, $m_F = \pm 1$ states, we take the linewidth $\Gamma = 2.5 \text{ MHz}$, resonant cross-section $\sigma_r = 10^{-9} \text{ cm}^{-2}$, and photon number $n_p = 10^7$ with detuning $\Delta = 100 \text{ MHz}$. This gives $\Gamma/\Delta = 2.5 \times 10^{-2}$ and $\sqrt{2\epsilon\eta} = 3.6 \times 10^{-2}$ which shows collective spin noise is within current experimental reach. This enables resolving the smooth distribution shown in figure 1 in the regime with no splitting whereas it only gives the average of the two separate distributions of the same figure in the regime with splitting.

Detecting this splitting requires X_{out} fluctuations due to *single* spins rise above photon shot noise which yields

$$\frac{\sigma_r}{A} > \frac{1}{2\eta}. \quad (3.3)$$

This is likely an unphysical regime since $\sigma_r \sim \lambda^2$ where λ is the laser wavelength so that the RHS is fundamentally a small parameter whereas the LHS must be a large parameter in order for the analysis in equation (3.1) to hold. This simply states that the photon shot noise for coherent light overwhelms the single spin noise. Using squeezed states of light with smaller quadrature fluctuations may allow detection of single spin noise but a more detailed analysis would be necessary.

4. Conclusion

Ultracold atoms offer the prospect of experimentally realizing quantum many-body systems in a strongly interacting regime with advancements such as optical lattices, Feshbach resonances, and confinement to low-dimensionality. Noise analysis, or the study of fluctuations of an operator potentially to high orders instead of just the average, offers an avenue to access correlation functions and to characterize many-body states. We discussed a proposal for using noise analysis in quantum spin systems realized with ultracold atoms. By studying the entire distribution function for the magnetization of a mesoscopic spin system, the behaviour of high order correlation functions can be extracted. We analysed the Ising spin chain in a transverse field in detail, focusing on the transverse magnetization. The resulting distribution function possesses a distinct splitting between even and odd values of the magnetization. This splitting behaves differently in ordered, critical, and disordered phases and has a simple interpretation in terms of confinement versus proliferation of domain walls. Finally, we discussed pertinent issues for implementing quantum noise analysis through experiments in the near future. Single atom sensitivity is required to resolve the splitting in the distribution function and does not appear to be within current experimental capabilities. However, we wish to stress that future techniques such as high resolution *in situ* imaging may give the required sensitivity.

Acknowledgments

We thank M Lukin, E Altman, A Polkovnikov, L Levitov, V Gritsev for useful discussions. This study was supported by NSF grant DMR-0132874, Harvard-MIT CUA, AFOSR, and NDSEG program.

Appendix A. Toeplitz determinants

In this appendix, we outline the derivation of the asymptotic form of the generating function in equation (2.29) using the theory of Toeplitz determinants. Equation (2.17) gives an exact expression for the $\chi_n(m)$ as a determinant of a matrix with constant diagonals. The matrix elements are given by the Fourier coefficients $f_{i-j}(z)$ of the function $f(z, x)$ in equation (2.18). The theory of Toeplitz determinants (see [95]) gives the large- n asymptotics in the form of equation (2.29) with applications to a number of physical problems (see [79] and references therein).

The simplest case to consider is when $f(z, x)$ is continuous on $|x| = 1$ with integer winding number where a variant of Szëgo's lemma holds [95]. For power-law singularities in $f(z, x)$ (branch cuts in $\log f(z, x)$), the Fisher–Hartwig conjecture is needed and has been proven in the cases we need [96]. These results are rigorous but we can give a heuristic motivation for their structure. Formally, one can write

$$\det [f_{i-j}(z)] = \exp(\text{Tr}[\log f_{i-j}(z)]), \quad (\text{A.1})$$

where $i, j = 1 \dots n$ and the leading contribution comes from the replacement

$$\text{Tr}[\log f_{i-j}(z)] \rightarrow n \int_{-\pi}^{\pi} \frac{dk}{2\pi} \log f(z, e^{ik}). \quad (\text{A.2})$$

This replacement corresponds to noticing $f_{i-j}(z)$ is translationally invariant in the sense that it depends only on $i - j$ and evaluating the trace in momentum space. The subleading terms correspond to finite size corrections in n .

The functions $c_i(z)$ depend on the analytic structure of $\log f(z, x)$ and differ for $g < g_c$, $g = g_c$, and $g > g_c$. It will be useful to define the following functionals acting on functions of x

$$h_0[f(x)] = \frac{1}{2\pi i} \oint \frac{dx}{x} \log f(x), \quad (\text{A.3})$$

$$h_y[f(x)] = -\frac{1}{2\pi i} \text{P} \oint dx \frac{y+x}{2x(y-x)} \log f(x), \quad (\text{A.4})$$

$$E[f(x)] = \frac{1}{(2\pi i)^2} \text{P} \oint dx \oint dx' \frac{x+x'}{2x'(x-x')} \frac{f'(x)}{f(x)} \log f(x'), \quad (\text{A.5})$$

where the contour integrals are along the unit circle and notice $h_y[f(x)]$ depends on an additional parameter y . If there are singularities on the unit circle then the integrals are in the principal value sense.

First we consider $g > g_c$. For all z , $f(z, x)$ is continuous on $|x| = 1$ with zero winding number. We obtain

$$c_0(z) = h_0[f(z, x)] \quad (\text{A.6})$$

$$c_1(z) = 0 \quad (\text{A.7})$$

$$c_2(z) = E[f(z, x)]. \quad (\text{A.8})$$

Next we consider $g < g_c$. For $\text{Re}[z] \geq 0$ ($\text{Re}[z] < 0$), $\log f(z, x)$ is nonsingular with winding number zero (one). We obtain

$$c_0(z) = \begin{cases} h_0[f(z, x)] & \text{Re}[z] \geq 0, \\ h_0[x^{-1}f(z, x)] + \log(-\xi) & \text{Re}[z] < 0, \end{cases} \quad (\text{A.9})$$

$$c_1(z) = 0, \quad (\text{A.10})$$

$$c_2(z) = \begin{cases} E[f(z, x)] & \text{Re}[z] \geq 0, \\ E[x^{-1}f(z, x)] + 2h_\xi[x^{-1}f(z, x)] - \log \frac{df}{dx}(z, \xi) & \text{Re}[z] < 0, \end{cases} \quad (\text{A.11})$$

where $|\xi| < 1$ corresponds to the singularity of $\log f(z, x)$ closest to the unit circle given by

$$\xi = \frac{2g + i\sqrt{2 - z^2 - z^{-2} - 4g^2}}{z + z^{-1} - 2}. \quad (\text{A.12})$$

and the square root is positive for positive real arguments.

The final case we consider is $g = g_c$. Here, $f(z, x)$ is discontinuous at $x = -1$ for all z . This singularity can be written in power-law form

$$g(z, x) = \left(\frac{1+x}{1+x^{-1}} \right)^{\alpha(z)} \quad (\text{A.13})$$

where the exponent is given by

$$\alpha(z) = \frac{1}{4} - \frac{1}{\pi} \arctan(z). \quad (\text{A.14})$$

Notice $\log f(z, x)/g(z, x)$ is continuous. We obtain

$$c_0(z) = h_0[f(z, x)/g(z, x)], \quad (\text{A.15})$$

$$c_1(z) = -\alpha(z)^2, \quad (\text{A.16})$$

$$c_2(z) = E[f(z, x)/g(z, x)] + 2\alpha(z)h_{-1}[f(z, x)/g(z, x)] \\ + \log [G(1 + \alpha(z))G(1 - \alpha(z))], \quad (\text{A.17})$$

where $G(x)$ is the Barnes- G function satisfying $G(x+1) = \Gamma(x)G(x)$ with $\Gamma(x)$ the gamma function.

Appendix B. Small and large g limits

We now turn to the small and large g expansions of the generating function $\chi_n(\lambda)$ in equation (2.30). For $g \ll g_c$, we use the determinant representation in equation (2.17) and first expand the matrix elements $f_n(z)$ in powers of g . We find

$$f_n(z) = \begin{cases} \frac{2+g}{4} + \frac{2-g}{4}z + O(g^2) & n = 0, \\ +g\frac{1-z}{2} + O(g^2) & n = 1, \\ -g\frac{1-z}{2} + O(g^2) & n = 2, \\ O(g^2) & n \neq 0, 1, 2. \end{cases} \quad (\text{B.1})$$

The determinant $\det [f_{i-j}(z)]$ is lower triangular and given by the product of the diagonal matrix elements

$$\chi_n(\lambda) = \left(\frac{2+g}{4} + \frac{2-g}{4}e^{i\lambda} \right)^n. \quad (\text{B.2})$$

as in equation (2.30). This corresponds to the generating function for a binomial random variable and the identification of $\rho_n \sim B(n, (2-g)/4)$ in equation (2.31). A binomial variable $B(n, p)$ with n trials and probability of success p has a distribution

$$\text{Prob}[B(n, p) = m] = \frac{\Gamma(n+1)}{\Gamma(m+1)\Gamma(n-m+1)} (1-p)^{n-m} p^m, \quad (\text{B.3})$$

where $\Gamma(n)$ is the gamma function. The distribution $P_n(m)$ is given by equation (B.3) with $p = (2-g)/4$ which we use to plot figure 1.

For $g \gg g_c$, we analyse the determinant of equation (2.30) using the large n asymptotic of equation (2.29) as discussed in appendix A. Instead of the integral representation employed in equation (A.6) it will be easier to use the equivalent representation

$$\chi_n(\lambda) \sim \exp \left[h_0(z)n + \sum_{k=1}^{\infty} kh_k(z)h_{-k}(z) \right], \quad (\text{B.4})$$

in terms of the Fourier coefficients of $\log f(z, x)$ given by

$$\log f(z, x) = \sum_{n=-\infty}^{\infty} h_n(z)x^n. \quad (\text{B.5})$$

We expand the coefficients $h_n(z)$ in powers of g and find

$$h_n(z) = \begin{cases} \frac{1}{16g^2}(z^2 - 1) + O(g^{-3}) & n = 0 \\ \mp \frac{1}{4g}(z - 1) + O(g^{-2}) & n = \pm 1 \\ O(g^{-3}) & n \neq 0, \pm 1. \end{cases} \quad (\text{B.6})$$

Using equation (B.5), this gives the generating function to $O(g^{-3})$ as

$$\chi_n(\lambda) = \exp \left[\frac{n-1}{16g^2} (e^{2i\lambda} - 1) + \frac{1}{8g^2} (e^{i\lambda} - 1) \right], \quad (\text{B.7})$$

which is that of the sum of two Poissonian random variables as in equation (2.30). However, notice one term enters with $e^{2i\lambda}$ and the other enters with $e^{i\lambda}$ meaning we identify $\rho_n \sim 2P((n-1)/16g^2) + P(1/8g^2)$ in equation (2.31). A Poissonian variable $P(\lambda)$ with parameter λ has a distribution

$$\text{Prob}[P(\lambda) = m] = \frac{e^{-\lambda} \lambda^m}{\Gamma(m+1)}, \quad (\text{B.8})$$

and a sum of two Poissonian variables of the form

$$X = 2P(\lambda_2) + P(\lambda_1), \quad (\text{B.9})$$

has a different distribution for even and odd values

$$\text{Prob}[X = 2m] = \sum_{n=0}^m \text{Prob}[P(\lambda_2) = n] \text{Prob}[P(\lambda_1) = 2(m-n)], \quad (\text{B.10})$$

$$\text{Prob}[X = 2m+1] = \sum_{n=0}^m \text{Prob}[P(\lambda_2) = n] \text{Prob}[P(\lambda_1) = 2(m-n)+1]. \quad (\text{B.11})$$

These sums can be evaluated in terms of the hypergeometric function ${}_1F_1(a; b; z)$

$$\text{Prob}[X = m] = \exp \left[-\frac{(2\lambda_2 + \lambda_1)^2}{4\lambda_2} \right] \lambda_2^{m/2} \begin{cases} \frac{1}{\Gamma\left(\frac{m+2}{2}\right)} {}_1F_1\left(\frac{m+1}{2}; \frac{1}{2}; \frac{\lambda_1^2}{4\lambda_2}\right), & m \text{ even} \\ \frac{1}{\Gamma\left(\frac{m+1}{2}\right)} \frac{\lambda_1}{\sqrt{\lambda_2}} {}_1F_1\left(\frac{m+2}{2}; \frac{3}{2}; \frac{\lambda_1^2}{4\lambda_2}\right), & m \text{ odd} \end{cases} \quad (\text{B.12})$$

The distribution $P_n(m)$ is given by equation (B.12) with $\lambda_1 = 1/8g^2$, $\lambda_2 = (n-1)/16g^2$ which we use to plot figure 1.

Appendix C. Saddle point analysis

In this appendix, we obtain the distribution $P_n(m)$ by evaluating the integral of equation (2.8) in the saddle-point approximation. We rewrite the integral as a contour integral over the unit circle $|z| = 1$ with the asymptotic form of $\chi_n(\lambda)$ in equation (2.29) to obtain

$$P_n(m) \sim \frac{1}{2\pi i} \oint \frac{dz}{z^{m+1}} \exp [c_0(z)n + c_1(z) \log n + c_2(z)]. \quad (\text{C.1})$$

The leading contribution to integral for large n is controlled by the term $z^{-m} \exp [c_0(z)n]$ which has saddle points at

$$m = nzc'_0(z) \quad (\text{C.2})$$

where primes denote differentiation with respect to z . For the function $c_0(z)$ obtained in appendix A, we find there are two saddle points. One is located on the positive real z -axis and the other is on the negative real z -axis which we denote as z_{\pm} respectively. In addition, the $|z| = 1$ contours can be deformed to steepest descent contours and we obtain in the saddle-point approximation

$$P_n(m) \sim \sum_{\pm} \frac{z_{\pm}^{-(m+1)} \exp [c_0(z_{\pm})n + c_1(z_{\pm}) \log n + c_2(z_{\pm})]}{\sqrt{2\pi[(m+1)/z_{\pm}^2 + nc''_0(z_{\pm})]}}. \quad (\text{C.3})$$

We have already argued that in the large- n limit, $P_n(m)$ should be Gaussian in the discussion of equation (2.33). In general, the Gaussian form of $P_n(m)$ is good near the peak of the distribution. Thus, we will perform an expansion of equation (C.3) about the peak located at $n\mu_{\pm}$ and the corresponding saddle-points at z_{\pm}^0 . The two quantities are related by the zeroth order saddle-point condition

$$\mu = z^0 c'_0(z^0), \quad (\text{C.4})$$

and we have dropped the \pm subscript for clarity. We then substitute

$$m = n\mu + n\delta m, \quad (\text{C.5})$$

$$z = z^0 + \delta z, \quad (\text{C.6})$$

into the full saddle-point equation of equation (C.2) and solve order by order to obtain

$$\delta z = a_1 \delta m + a_2 \delta m^2, \quad (\text{C.7})$$

where the coefficients a_i are given by

$$a_1 = \frac{1}{c'_0(z^0) + z^0 c''_0(z^0)}, \quad (\text{C.8})$$

$$a_2 = -\frac{2c''_0(z^0) + z^0 c'''_0(z^0)}{2[c'_0(z^0) + z^0 c''_0(z^0)]^3}. \quad (\text{C.9})$$

Evaluating equation (C.3) up to second order in δm for the leading term $z^{-m} \exp [c_0(z)n]$ and zeroth order for the other terms yields

$$P_n(m) \sim \sum_{\pm} \frac{\pm 1}{z_{\pm}^0} \frac{e^{-(m-n\mu_{\pm})^2/2n\sigma_{\pm}^2 - m \log z_{\pm}^0}}{\sqrt{2\pi n\sigma_{\pm}^2}} \exp [c_0(z_{\pm}^0)n + c_1(z_{\pm}^0) \log n + c_2(z_{\pm}^0)], \quad (\text{C.10})$$

where σ_{\pm}^2 is given by

$$\sigma^2 = z^0 [c_0'(z^0) + z^0 c_0''(z^0)], \quad (\text{C.11})$$

and the \pm subscripts have been suppressed. Since $n\mu$ should correspond to the peak of the distribution, we see that z^0 is determined by the condition that the term linear in m of the exponent in equation (C.10) should have a real part of zero to ensure that it does not shift the peak. This implies that $z_{\pm}^0 = \pm 1$.

At this point, we have to check whether the z_{\pm}^0 saddle-points contribute to the leading term $z^{-m} \exp [c_0(z)n]$ at the same order. The functions $c_0(z)$ are given in appendix A and from equations (A.6) and (A.15), we find that $c_0(\pm 1) = 0$ which means that both saddle-points should be included for $g \geq g_c$. However, from equation (A.9), we see that $c_0(+1) > c_0(-1)$ due to the additional contribution of $\log(-\xi)$ of equation (A.12) with $|\xi| < 1$. Thus the contribution from z_-^0 should be dropped for $g < g_c$.

Evaluating the remaining expressions in equation (C.10) using the functions $c_i(z)$ obtained in appendix A gives the Gaussian form of equation (2.34). In addition we find that $\mu_{\pm} = \mu$ given by equation (C.4) corresponds to the mean and $\sigma_{\pm}^2 = \sigma^2$ given by equation (C.11) corresponds to the variance and are given by the expressions in equation (2.38). An enlightening way of writing equation (C.10) is given by

$$P_n(m) \sim \frac{e^{-(m-n\mu)^2/2n\sigma^2}}{\sqrt{2\pi n\sigma^2}} [\chi_n(0) + (-1)^m \chi_n(\pi)]. \quad (\text{C.12})$$

where $\chi_n(\lambda)$ with $\lambda = 0, \pi$ correspond to contributions from the zeroth order saddle points $z = e^{i\lambda} = +1, -1$, respectively. The contribution from the $z = +1$ saddle point is dictated by normalization of the distribution function

$$\chi_n(0) = \sum_m P_n(m) = 1. \quad (\text{C.13})$$

However, equation (2.36) shows the $z = -1$ contribution

$$\chi_n(\pi) = \sum_m P_n(m) (-1)^m = 4 \langle T_x(0) T_x(n) \rangle. \quad (\text{C.14})$$

is determined by the $T_x(0) T_x(n)$ correlation function. Since the asymptotic expression we obtained for $\chi_n(\lambda)$ is exact for any λ and the even versus odd splitting is given precisely by $\chi_n(\pi)$, we see that the splitting gives the exact asymptotic behaviour of $\langle T_x(0) T_x(n) \rangle$.

References

- [1] Anderson M, Ensher J, Matthews M, Wieman C and Cornell E 1995 *Science* **269** 198
- [2] Davis K, Mewes M-O, Andrews M, van Druten N, Durfee D, Kurn D and Ketterle W 1995 *Phys. Rev. Lett.* **75** 3969
- [3] Bradley C C, Sackett C A, Tollett J J and G Hulet R 1995 *Phys. Rev. Lett.* **75** 1687
- [4] Andrews M, Townsend C, Miesner H-J, Durfee D, Kurn D and Ketterle W 1997 *Science* **275** 637

- [5] Mewes M-O, Andrews M, Kurn D, Durfee D, Townsend C and Ketterle W 1997 *Phys. Rev. Lett.* **78** 582
- [6] Stamper-Kurn D, Andrews M, Chikkatur A, Inouye S, Miesner H-J, Stenger J and Ketterle W 1998 *Phys. Rev. Lett.* **80** 2027
- [7] Stenger J, Inouye S, Stamper-Kurn D, Miesner H-J, Chikkatur A and Ketterle W 1998 *Nature* **396** 345
- [8] Hall D S, Matthews M R, Wieman C E and Cornell E A, 1998 *Phys. Rev. Lett.* **81** 1543
- [9] Schmaljohann H, Erhard M, Kronjger J, Kottke M, van Staa S, Cacciapuoti L, Arlt J J, Bongs K and Sengstock K 2004 *Phys. Rev. Lett.* **92** 040402
- [10] Chang M-S, Hamley C D, Barrett M, Sauer J, Fortier K, Zhang W, You L and Chapman M 2004 *Phys. Rev. Lett* **92** 140403
- [11] Kuwamoto T, Araki K, Eno T and Hirano T 2004 *Phys. Rev. A* **69** 063604
- [12] Higbie J M, Sadler L E, Inouye S, Chikkatur A P, Leslie S R, Moore K L, Savalli V and Stamper-Kurn D M 2005 *Phys. Rev. Lett.* **95** 050401
- [13] Pethick C J and Smith H 2001 *Bose–Einstein Condensation in Dilute Gases* (Cambridge: Cambridge University Press)
- [14] Pitaevskii L and Stringari S 2003 *Bose–Einstein Condensation* (Oxford: Oxford University Press)
- [15] Ho T-L 2001 *Phys. Rev. Lett.* **87** 060403
- [16] Fetter A L 2003 *Phys. Rev. A* **68** 063617
- [17] Watanabe G, Baym G and Pethick C J 2004 *Phys. Rev. Lett* **93** 190401
- [18] Duine R A and Stoof H T C 2004 *Phys. Rep.* **396** 115
- [19] Koehler T, Goral K and Julienne P S 2006 *Preprint cond-mat/0601420*
- [20] Greiner M, Mandel O, Esslinger T, Hänsch T and Bloch I 2002 *Nature* **415** 39
- [21] Kinoshita T, Wenger T R and Weiss D S 2004 *Science* **305** 1125
- [22] Paredes B, Widera A, Murg V, Mandel O, Fölling S, Cirac I, Shlyapnikov G V, Hänsch T W and Bloch I 2004 *Nature* **429** 277
- [23] Matthews M R, Anderson B P, Haljan P C, Hall D S, Wieman C E and Cornell E A 1999 *Phys. Rev. Lett.* **83** 2498
- [24] Doyle J, Friedrich B, Krems R V and Masnou-Seeuws F 2004 *Eur. Phys. J. D* **31** 149
- [25] Killian T C, Kulin S, Bergeson S D, Orozco L A, Orzel C and Rolston S L 1999 *Phys. Rev. Lett.* **83** 4776
- [26] Robinson M P, Tolra B L, Noel M W, Gallagher T F and Pillet P 2000 *Phys. Rev. Lett.* **85** 4466
- [27] Zwierlein M W, Schirotzek A, Schunck C and K W 2006 *Science* **311** 492
- [28] Partridge G B, Li W, Kamar R I, an Liao Y and Hulet R G 2006 *Science* **311** 503
- [29] Góral K, Santos L and Lewenstein M 2002 *Phys. Rev. Lett.* **88** 170406
- [30] Büchler H P and Blatter G 2003 *Phys. Rev. Lett.* **91** 130404
- [31] Scarola V W and Sarma S D 2005 *Phys. Rev. Lett.* **95** 033003
- [32] Duan L M, Demler E and Lukin M D 2003 *Phys. Rev. Lett.* **91** 090402
- [33] Garcia-Ripoll J J, Martin-Delgado M A and Cirac J I 2004 *Phys. Rev. Lett.* **93** 250405
- [34] Micheli A, Brennen G K and Zoller P 2006 *Nature Phys.* **2** 341
- [35] Lewenstein M, Sanpera A, Ahufinger V, Damski B, De A S and Sen U 2006 *Preprint cond-mat/0606771*
- [36] Hofstetter W, Cirac J I, Zoller P, Demler E and Lukin M D 2002 *Phys. Rev. Lett.* **89** 220407
- [37] Wilkin N K and Gunn J M F 2000 *Phys. Rev. Lett.* **84** 6
- [38] Cooper N R and Wilkin N K 1999 *Phys. Rev. B* **60** R16279
- [39] Regnault N and Jolicoeur T 2004 *Mod. Phys. Lett. B* **18** 1003
- [40] Mahan G 1990 *Many-Particle Physics* 2nd edn (New York: Plenum)
- [41] Orgad D, Kivelson S A, Carlson E W, Emery V J, Zhou X J and Shen Z X 2001 *Phys. Rev. Lett.* **86** 4362
- [42] Kivelson S A 2002 *Synth. Met.* **125** 99
- [43] Gweon G H, Allen J W and Denlinger J D 2003 *Phys. Rev. B* **68** 195117
- [44] Stamper-Kurn D and Ketterle W 2001 *Coherent Atomic Matter Waves, Les Houches Summer School Session LXXII in 1999* ed R Kaiser, C Westbrook and F David (New York: Springer) p 137 (*Preprint cond-mat/0005001*)

- [45] Gupta S, Hadzibabic Z, Zwierlein M W, Stan C A, Dieckmann K, Schunck C H, van Kempen E G M, Verhaar B J and Ketterle W 2003 *Science* **300** 1723
- [46] Regal C A and Jin D S 2003 *Phys. Rev. Lett.* **90** 230404
- [47] Chin C, Bartenstein M, Altmeyer A, Riedl S, Jochim S, Denschlag J H and Grimm R 2004 *Science* **305** 1128
- [48] Kinnunen J, Rodriguez M and Törmä P 2004 *Science* **305** 1131
- [49] Chen Q, Stajic J and Levin K 2006 *J. Low Temp. Phys.* **32** 406
- [50] Bruun G M and Baym G 2004 *Phys. Rev. Lett.* **93** 150403
- [51] Ottl A, Ritter S, Kohl M and Esslinger T 2005 *Phys. Rev. Lett.* **95** 090404
- [52] Schellekens M, Hoppeler R, Perrin A, Gomes J V, Boiron D, Aspect A and Westbrook C I 2005 *Science* **310** 648
- [53] Saminadayar L, Glattli D, Jin Y and Etienne B 1997 *Phys. Rev. Lett.* **79** 2526
- [54] de Picciotto R, Reznikov M, Heiblum M, Umansky V, Bunin G and Mahalu D 1997 *Nature* **389** 162
- [55] Scully M O and Zubairy M S 1997 *Quantum Optics* (Cambridge: Cambridge University Press)
- [56] Hellweg D, Cacciapuoti L, Kottke M, Schulte T, Sengstock K, Ertmer W and Arlt J J 2003 *Phys. Rev. Lett.* **91** 010406
- [57] Hadzibabic Z, Stock S, Battelier B, Bretin V and Dalibard J 2004 *Phys. Rev. Lett.* **93** 180403
- [58] Foelling S, Gerbier F, Widera A, Mandel O, Gericke T and Bloch I 2005 *Nature* **434** 481
- [59] Greiner M, Regal C A, Stewart J T and Jin D S 2005 *Phys. Rev. Lett.* **94** 110401
- [60] Spielman I B, Phillips W D and Porto J V 2006 *Preprint cond-mat/0606216*
- [61] Altman E, Demler E and Lukin M D 2004 *Phys. Rev. A* **70** 013603
- [62] Mathey L, Altman E and Vishwanath A 2005 *Preprint cond-mat/0507108*
- [63] Polkovnikov A, Altman E and Demler E 2006 *Proc. Natl Acad. Sci.* **103** 6125
- [64] Hadzibabic Z, Kruger P, Cheneau M, Battelier B and Dalibard J. B 2006 *Nature* **441** 1118
- [65] Gritsev V, Altman E, Demler E and Polkovnikov A 2006 *Preprint cond-mat/0602475*
- [66] Sachdev S 1999 *Quantum Phase Transitions* (Cambridge: Cambridge University Press)
- [67] Anderson P W 1987 *Science* **235** 1196
- [68] Wen X-G 2002 *Phys. Rev. B* **65** 165113
- [69] Hermele M, Senthil T and Fisher M P A 2005 *Phys. Rev. B* **72** 104404
- [70] Belzig W, Schroll C and Bruder C 2005 *AIP Conf. Proc. 780: Noise and Fluctuations—ICNF 2005* ed T González, J Mateos and D Pardo p 817 (*Preprint cond-mat/0412269*)
- [71] Eisler V, Rácz Z and van Wijland F 2003 *Phys. Rev. E* **67** 056129
- [72] Pfeuty P 1970 *Ann. Phys.* **57** 79
- [73] Barouch E and McCoy B M 1971 *Phys. Rev. A* **3** 786
- [74] Barouch E, McCoy B M and Dresden M 1970 *Phys. Rev. A* **2** 1075
- [75] Lieb E, Schultz T and Mattis D 1961 *Ann. Phys.* **16** 407
- [76] Barouch E and McCoy B M 1971 *Phys. Rev. A* **3** 2137
- [77] McCoy B M, Barouch E and Abraham D B 1971 *Phys. Rev. A* **4** 2331
- [78] Sengupta K, Powell S and Sachdev S 2004 *Phys. Rev. A* **69** 053616
- [79] Cherng R W and Levitov L S 2006 *Phys. Rev. A* **73** 043614
- [80] Hough J B, Krishnapur M, Peres Y and Virag B 2006 *Probab. Surveys* **3** 206 (*Preprint cond-math/0503110*)
- [81] Savit R 1980 *Rev. Mod. Phys.* **52** 453
- [82] Fradkin E and Susskind L 1978 *Phys. Rev. D* **17** 2637
- [83] Dekker N H, Lee C S, Lorent V, Thywissen J H, Smith S P, Drndić M, Westervelt R M and Prentiss M 2000 *Phys. Rev. Lett.* **84** 1124
- [84] Schlosser N, Reymond G, Protsenko I and Grangier P 2001 *Nature* **411** 1024
- [85] Ott H, Fortagh J, Schlotterbeck G, Grossmann A and Zimmermann C 2001 *Phys. Rev. Lett.* **87** 230401
- [86] Meyrath T P, Schreck F, Hanssen J L, Chuu C-S and Raizen M G 2005 *Phys. Rev. A* **71** 041604(R)
- [87] Gericke T, Utfeld C, Hommerstad N and Ott H 2006 *Laser Phys. Lett.* **3** 415
- [88] Eckert K, Zawitkowski L, Sanpera A, Lewenstein M and Polzik E. S 2006 *Preprint cond-mat/0608306*

- [89] Jaksch D, Briegel H-J, Cirac J I, Gardiner C W and Zoller P 1999 *Phys. Rev. Lett.* **82** 1975
- [90] Mandel O, Greiner M, Widera A, Rom T, Hänsch T W and Bloch I 2003 *Nature* **425** 937
- [91] Kuklov A B and Svistunov B V 2003 *Phys. Rev. Lett.* **90** 100401
- [92] Garcia-Ripoll J J and Cirac J I 2003 *New J. Phys.* **5** 76
- [93] Dorner U, Fedichev P, Jaksch D, Lewenstein M and Zoller P 2003 *Phys. Rev. Lett.* **91** 073601
- [94] Ketterle W and van Druten N 1996 *Advances in Atomic, Molecular, and Optical Physics* **37** ed B Bederson and H Walther (San Diego, CA: Academic) p 181
- [95] Böttcher A and Silbermann B 1990 *Analysis of Toeplitz Operators* (Berlin: Springer)
- [96] Ehrhardt T 2001 *Oper. Theory Adv. Appl.* **124** 217