

Reaction Kinetics of Freeze Granulated NiO/MgAl₂O₄ Oxygen Carrier Particles for Chemical-Looping Combustion

Qamar Zafar^{1*}, Alberto Abad², Tobias Mattisson³ and Börje Gevert¹

¹*Applied Surface Chemistry, Department of Chemical and Biological Engineering
Chalmers University of Technology, S-412 96 Göteborg, Sweden*

²*Instituto de Carboquímica (CSIC), Department of Energy and Environment
Miguel Luesma Castán 4, E-50018 Zaragoza, Spain*

³*Department of Energy and Environment
Chalmers University of Technology, S-412 96 Göteborg, Sweden*

Abstract

The kinetics of reduction and oxidation of Ni based oxygen carrier particles with CH₄ and O₂ have been investigated. The kinetic parameters were obtained from reactivity data using a thermogravimetric analyzer (TGA), where the freeze granulated particles were tested using different reactant gas concentrations, temperature and particles size. The particles showed high reactivity during both reduction and oxidation at temperatures above 900 °C. The shrinking-core model for spherical grain geometry of reacting particle with chemical reaction control was used to determine the kinetic parameters during for both the reduction and oxidation reactions. The reaction order found was 0.4 and 1 for CH₄ and O₂ respectively, while the activation energies found were 114 and 40 kJ/mol for reduction and oxidation reaction respectively. The reactivity data and kinetic parameters were used to estimate the solid inventory needed in a CLC system. The total solid inventory varies with the solid conversion at the inlet of fuel and air reactor, and for the investigated particles, the minimum solid inventory was 22 kg/MW_f. It was found that to operate fuel and air reactor of a CLC system at 950 and 1000 °C respectively, using NiO/MgAl₂O₄ oxygen carrier with a 50% active NiO content, the conversion variation between the two reactors should not exceed 0.18.

*Corresponding author. Tel: +46-31-7722964 Fax: +46-31-160062; email: zafar@chem.chalmers.se

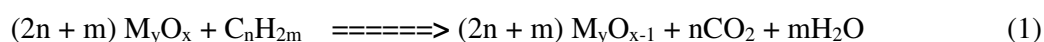
The recirculation rate between the air and fuel reactor needed was 4.15 kg/s per MW_f. The high reactivity of the NiO/MgAl₂O₄ both with methane and oxygen found in this work, together with the good fluidizing properties found in earlier studies, suggests that this is an excellent oxygen carrier for CLC system.

Keywords: Chemical-looping combustion, NiO, Methane, Oxygen carriers, TGA

1. Introduction

Combustion of fossil fuels for power generation emits a significant amount of greenhouse gas CO₂ to the atmosphere. It is generally accepted that reduction in greenhouse gas emission is necessary to avoid major climate changes. Chemical-looping combustion (CLC) has emerged as a new combustion technology in which gaseous fuel is burned and resulting CO₂ is inherently separated from the rest of the flue gases¹⁻³. The CLC system is composed of two fluidized bed reactors, an air reactor and a fuel reactor, see Fig 1.

In CLC fuel and air never mix; instead a metal oxide is used as an oxygen carrier which transfers oxygen from air to the fuel reactor. Fuel is oxidized by the metal oxide in the fuel reactor according to:



where M_yO_x is fully oxidized oxygen carrier and M_yO_{x-1} is the oxygen carrier in reduced form. The exit stream from the fuel reactor contains only CO₂ and H₂O. Thus pure CO₂ can be obtained by condensing H₂O. The reduced metal oxide, M_yO_{x-1}, is sent to air reactor, where it is oxidized according to:



The flue gas stream from the air reactor will contain N₂ and some unreacted O₂. The reaction between fuel and metal oxide in fuel reactor may be endothermic as well as exothermic depending on the oxygen carrier used, while the reaction in the air reactor is always exothermic. Since air and fuel never mix in CLC and combustion takes place without flame at

a temperature below 1400°C, NO_x formation should be avoided^{4,5}. The technology has been successfully demonstrated in 10 and 50 kW prototypes of inter-connected fluidized beds⁵⁻⁷.

Oxygen carriers based on transition state metals Mn, Fe, Co, Ni and Cu supported on different inert material e.g. SiO₂, TiO₂, Al₂O₃, MgO, YSZ and MgAl₂O₄ have been investigated for chemical-looping combustion. In general NiO exhibits very high reactivity and has been successfully used as an oxygen carrier in prototypes based on inter-connected fluidized beds of 10 kW and 50 kW respectively^{5,6}. A number of research groups have tested different types of oxygen carriers with different types of inert materials. A detailed review of this work can be found in Mattisson et al.⁸.

Of the investigated oxygen carriers, the system of NiO and MgAl₂O₄ seems to be very promising. Zafar et al. investigated oxides of Ni, Mn, Fe and Cu supported on MgAl₂O₄ prepared by impregnation in a TGA using 10% CH₄ for reduction and 5% O₂ for oxidation and concluded that NiO/MgAl₂O₄ is a promising candidate both for CLC and CLR (Chemical-looping reforming) due to its high reactivity during reduction and excellent regenerability⁹. Villa et al. investigated NiO/NiAl₂O₄ and NiO/MgAl₂O₄ carriers using CH₄ as fuel. It was concluded that the presence of NiAl₂O₄ spinel in the oxygen carrier prevents the crystal size growth of NiO and Mg addition in the particles limit the sintering of cubic oxide phase and improves regenerability upon repeated redox cycles¹⁰. Mattisson et al. investigated NiO supported on NiAl₂O₄, MgAl₂O₄, TiO₂ and ZrO₂ in a laboratory fluidized bed reactor¹¹. All oxygen carriers showed high reactivity, and no particle breakage or agglomeration was observed. NiO/MgAl₂O₄ prepared by freeze granulation has also been successfully used in a 300 W continuous reactor both for chemical-looping combustion (CLC) and chemical-looping reforming (CLR) and has shown excellent results^{12,13}. The operation time for CLC was 30 h and for CLR was 41 h using syngas and natural gas as fuels in the experiments.

Some research has been performed to determine the kinetics of the reaction between oxygen carriers and the common gases used for CLC and a review of this work follows below.

Ishida et al. studied the kinetics of NiO/YSZ particles prepared by dissolution method and used the unreacted shrinking core model to interpret the experimental results. It was concluded that reduction reaction with hydrogen is controlled by chemical reaction resistance while oxidation is the intermediate reaction between chemical reaction and ash-layer diffusion.

The activation energy was 82 kJ/mol for the reduction reaction and between 17-56 kJ/mol for the reaction with air¹⁴. Ryu et al. studied kinetics of NiO/bentonite and used the unreacted shrinking core model to interpret the reduction and oxidation reaction. Here the fuel gas was methane and the oxidizing gas was oxygen. It was concluded that the reduction reaction was controlled by chemical reaction while the oxidation reaction was controlled by product layer diffusion¹⁵. The activation energies for reduction and oxidation reaction were about 9 and 31 kJ/mol respectively. Garcia-Labiano and co-workers determined the kinetics of reduction with CH₄, CO and H₂ and of oxidation with O₂ for oxygen carriers based on Ni, Fe and Cu. They used the shrinking-core model for plate-like geometry for Cu-based oxygen carrier prepared by impregnation and spherical grains geometry for freeze-granulated Ni and Fe-based oxygen carriers for the interpretation of the results. It was concluded that both reduction and oxidation reactions are controlled by chemical reaction resistance¹⁶⁻¹⁸. Only in the case of NiO reduction with H₂ was diffusion resistance included in the model¹⁷. The value of the activation energy for the reduction reaction was dependent on the fuel gas used and varied between 14 and 78 kJ/mol and the activation energy for oxidation reaction was between 7 and 15 kJ/mol. The reaction order found was in the range of 0.25 and 1 depending on the reaction gas and oxygen carrier. Son and Kim investigated the kinetics of NiO-Fe₂O₃/bentonite particles using methane as fuel and found that the modified volumetric model is the best representation of the reduction reaction, while the shrinking-core model is the best representation of oxidation reaction¹⁹. The values of activation energy found were in the range of 30-60 kJ/mol and 2-6 kJ/mol for reduction and oxidation reaction respectively, depending on the NiO/Fe₂O₃ ratio in the particles. Readman et al. investigated the kinetics of NiO/NiAl₂O₄ and found a two step reduction behaviour²⁰. First reduction reaction is very fast where oxygen transport to the particle surface is not rate-limiting followed by slower reduction where oxygen transport through the particle becomes a rate limiting step. The reaction order with respect to H₂ and O₂ found was 1, where as reaction order with respect to CH₄ was little bit less than 1.

The reaction kinetics of oxygen carrier particles is a key in designing the air and fuel reactors of a CLC system. Thus, the purpose of this paper is to determine the kinetics of reduction with methane and oxidation with O₂ of NiO/MgAl₂O₄ oxygen carrier prepared by freeze granulation. In a real system, the fuel would likely be natural gas, but as methane is the main component of natural gas, it will be used in this study for simplicity. To establish the kinetic parameters, the reactions were carried out at different temperatures, gas concentrations and

particles sizes. Further, the kinetic parameters obtained were used to estimate the solid inventory needed in a CLC system.

2. Experimental

2.1. Oxygen carrier particles

Oxygen carrier particles used in this work were composed of 60 wt% NiO and 40 wt% MgAl₂O₄ and were prepared by freeze granulation. The particles were sintered for 6 h at 1400°C to increase the mechanical strength. During sintering of oxygen carrier some of the NiO reacted with the support material and formed irreversible phases, likely spinels⁹. Oxygen carrier particles were sieved to get a size range between 125-180 μm. The preparation method has been discussed in detail by Mattisson et al.¹¹. Main physical properties of the NiO/MgAl₂O₄ oxygen carrier are given in Table 1.

2.2. Reactivity investigation

The experiments were performed in a High-Resolution thermogravimetric analyzer (TGA 2950, TA Instruments). The reactor was an evolved gas analysis (EGA) furnace consists of a quartz tube (15mm ID) and the sample holder was a platinum pan (9 mm ID). The reacting gas enters from one side of the quartz tube, reacts with the sample and leaves the tube from other side as shown in Fig 2. The lower part was filled with inert quartz particles to reduce the volume of the reactor tube.

A 20 mg sample of the oxygen carrier NiO/MgAl₂O₄ was heated in the platinum pan to the desired reaction temperature (800-1000°C) in a nitrogen atmosphere. The particles were well spread in the platinum pan forming a single layer, in order to avoid the inter-particle mass transfer resistance. The sample was exposed in cyclic manner to a reducing gas of 5-20% CH₄ and 20% H₂O balanced with N₂ for the reduction period and to an oxidizing gas 3-15% O₂ balanced with N₂ for the oxidation period. The CH₄ and O₂ concentration used in the experiments are in the range of the average gas concentration, which the particles may be exposed to in the fuel and air reactors. The steam was added during reduction period to avoid any carbon formation on the particles but also to better simulate the environment to which the

particles are exposed to in the fuel reactor. The reduction period was 50-140 s and oxidation period was 70-150 s long depending on the reaction temperature and reacting gas concentration used in the experiment. N₂ was introduced for 200 s after each reducing and oxidizing period to avoid mixing between methane and oxygen.

The flow of the gas in to the reactor was controlled by electronic mass flow regulators and was 300 mL/min (normalized to 1 bar and 0°C) for all the periods and cycles. 10 % of the total gas flow i.e. 30 mL/min purge N₂ was always introduced from the head of the TGA to keep the balance parts free from any corrosive gas. Some tests were performed with different gas flows and no effect on reaction rate was observed, thus it was concluded that mass transfer resistance is not rate limiting in these experiments. However, in the initial part of the reaction, the reaction rate increased for 3-5 s, depending on the temperature and the gas concentration used in the experiment. This is likely due to some small back-mixing in the system, and thus there is a short time when the methane concentration is lower than the desired concentration. In the experiments the gas flow was relatively high and the reactor volume small, and thus calculations showed that the gas residence time in the reactor should be less than 0.5 s. Due to this short delay time, the measured reactivity data for the first few seconds was not used in the calculations, but instead the rate was here obtained from extrapolation of data obtained when there was no back-mixing. At least four cycles of reduction and oxidation were performed for each experiment. The reactivity during the first cycle was generally somewhat slower in comparison to the succeeding ones, and here the 4th cycle is used as the reference cycle.

The degree of conversion for reduction and oxidation was calculated as

$$X_{red} = 1 - \frac{(m - m_{red})}{(m_{ox} - m_{red})} \quad (3)$$

$$X_{ox} = \frac{(m - m_{red})}{(m_{ox} - m_{red})} \quad (4)$$

The difference between m_{ox} and m_{red} in eq 3 and 4 is the amount of active oxygen in the carrier, i.e. the maximum amount of oxygen that can be transferred through reaction with

methane. The difference between m_{ox} and m_{red} is calculated on the basis of the transformation between NiO and Ni. Although the oxygen carrier was prepared with 60% NiO, by reducing the sample in H_2 atmosphere, the actual oxygen capacity was found to be somewhat less, likely due to reactions between inert and active metal oxide, and as is shown in Table 1, the active NiO content is here 50%.

3. Results

3.1 Reduction reaction

In the fuel reactor the oxygen carrier is exposed to different fuel gas concentration and environment at different locations. At the bottom of the fluidized bed oxygen carrier will be in contact with pure fuel while the gas phase will mostly consist of CO_2 and H_2O at the top of the bed. Some experiments were done by adding 5% CO_2 with fuel gas to see the effect of product CO_2 on reduction reaction with oxygen carrier, however no major change in reaction rate was observed.

Reaction of methane with NiO is an example of non-catalytic solid-gas reaction and several resistances can affect the reaction rate. The reaction could be controlled by external mass transfer, gas diffusion in to the porous particle, diffusion in the solid product layer and the chemical reaction. Mass transfer resistance was reduced as much as possible by working with high gas flows and small sample mass in the TGA experiments. The effect of particle size was investigated with particles in the size range 90-250 μm and no effect on reaction rate was observed. This suggests that internal diffusion resistance is not limiting the rate of reaction. The oxygen carrier particles are porous and porosity increases as NiO is reduced to Ni due to the difference in molar density of NiO and Ni, see Table1. Garcia-Labiano et al. showed that for the experimental conditions (porosity, type and content of MeO, particle size, reaction rate) similar to those used in this work, internal diffusion resistance is not important and the reaction takes place inside the whole particle at the same time.²¹ Also, temperature changes inside the particle due to reactions were not important and the particles could be considered isothermal. Chemical reaction seems to be the only resistance which is controlling the reduction reaction rate of these types of oxygen carriers with methane.

During the preparation of the freeze granulated particle, small primary particles of NiO and MgAl₂O₄ of less than 10 μm in size are physically mixed and prepared into slurry which can easily be atomized into drops of larger size. Thus, the particles are composed of relatively large individual grains/primary particles. This was also confirmed by ESEM images of the surface of the particles. Thus, for kinetic determination it was assumed that the particles are composed of spherical grains, which reacts with the same reaction rate throughout the particle following the shrinking-core model. The kinetics equation for shrinking core model for a spherical grain with chemical reaction control is ²²,

$$\frac{t_{ch}}{\tau_{ch}} = 1 - (1 - X)^{1/3} \quad (5)$$

where τ_{ch} is the time for complete conversion of the particle and calculated from

$$\tau_{ch} = \frac{\rho_m r_g}{bkC^n} \quad (6)$$

which can be rearranged to,

$$\ln \left[\frac{\rho_m r_g}{b \tau_{ch}} \right] = \ln(k) + n \ln C_{CH_4} \quad (7)$$

3.1.1. Effect of CH₄ concentration

To see the effect of methane concentration on the reduction of NiO/MgAl₂O₄ carrier, experiments were performed with 5, 10, 15 and 20% CH₄. Fuel gas was saturated with water vapours (20%) in all the experiments to avoid carbon formation on the particles. Figure 3 shows the solid conversion as a function of time for NiO/MgAl₂O₄ oxygen carrier with different CH₄ concentrations at 950°C for the 4th reduction period. Also included in the figure are the results of the model calculations, i.e. equation (5), using the kinetic parameters obtained in this work, see below. The reaction rate is very fast initially for all experiments, and the reaction rate increased with increasing CH₄ concentration. For all concentrations, less than 20 s is needed to obtain a ΔX=0.6.

3.1.2. Effect of temperature on reduction reaction

The effect of temperature on the reduction reaction was also investigated. Several experiments were done with different CH₄ concentration i.e. 5, 10, 15 and 20% at different temperatures from 800-1000°C. Figure 4 shows the conversion as a function of time obtained with 10% CH₄ concentration at different temperatures. Clearly the reaction rate is a function of temperature. The change in conversion was very low at lower temperatures i.e. conversion was only $\Delta X=0.2$ and 0.4 at 800 and 850°C respectively. However, at these temperatures the reactions was relatively fast in the beginning of reduction but decreased rapidly and continue at a very slow rate. It is likely that at lower temperature the reaction is controlled by two kinds of different resistance; at low solid conversion the reaction rate is likely controlled by chemical reaction and at higher solid conversion (from 0.1 to 1 depending on the temperature) the reaction rate could be controlled by the diffusion in the solid product layer. Because of the slow reduction reaction at lower temperatures, the investigated particles should likely be used at temperatures of 900 °C and above. Here the reaction is controlled by chemical reaction for a substantial part of the conversion interval, see Fig. 4.

3.1.3. Kinetic parameters for reduction reaction

Fig. 5 shows a plot of $\ln(\rho_m r_g / b\tau)$ as a function of $\ln(C_{CH_4})$ for the experiments conducted at different temperatures. The slope of the plot was about 0.4 with all temperature, which is the order of reaction n with respect to CH₄. Also, the values of k at different temperatures were obtained from the y-intercept in the figure.

Figure 6 shows the plot used to obtain the values of the kinetic parameters assuming Arrhenius dependence of the kinetic constant with the temperature,

$$k = k_0 \times e^{(-E/RT)} \quad (8)$$

Results from the investigation at 800°C have not been included in the plot due to the low conversion at this temperature. The frequency factor, k_0 , and activation energy, E , obtained from equation (8) are shown in Table 2. The value of activation energy for reduction reaction was found to be 114 kJ/mol and frequency factor, k_0 , was $2.75 \text{ mol}^{0.6} \text{ m}^{-0.8} \text{ s}^{-1}$. The value of the activation energy found here is higher in comparison with the values found by the other

authors for NiO using YSZ, bentonite and alumina as inert material ^{14,15,18}. This is possibly due to the addition of MgO in the oxygen carrier, where a NiO-MgO solid solution may form, in which Ni⁺² ions are stabilized against reduction and sintering by MgO-type matrix as shown by Villa et al. ¹⁰. These authors analyzed the reactivity of the oxygen carrier by TPR and it could be speculated that the presence of Mg in the particles increase the reduction temperature peak in the TPR analysis, thus increasing the activation energy of the reaction.

The kinetic constant, k , obtained from eq. (8) using the frequency factor and activation energy from Table 2, and the order of reaction, n , were used in the shrinking-core model, equation (6). The model results are shown together with the experimental data in Fig. 3 and 4. The experimental results are represented by symbols and model prediction with continuous lines. It can be seen in Fig. 3 and 4 that experimental results obtained at temperature of practical interest (950 and 1000 °C) fit with the prediction model until almost 70 % conversion of the oxygen carrier during reduction. It is unlikely that NiO/MgAl₂O₄ will be reduced to such a high degree of conversion in the fuel reactor of real chemical-looping combustor, since a high degree of conversion difference between the air and fuel reactor would mean large temperature drops in the fuel reactor.

3.2. Oxidation reaction

The reduced oxygen carrier from the fuel reactor will be transferred to the air reactor of a CLC system for regeneration. In the air reactor NiO/MgAl₂O₄ oxygen carrier in reduced state will be exposed to different oxygen concentrations varying from 21 % O₂ at the inlet of the reactor and perhaps 4%O₂ at the outlet if 20% of excess air is used in the reaction. Several experiments were conducted with different oxygen concentrations between 3-15% at different temperatures 800-1000 °C to determine the kinetics of the oxidation reaction.

3.2.1. Effect of O₂ concentration

Fig. 7 shows the conversion as a function of time obtained at 1000 °C with different oxygen concentrations for the 4th oxidation period. Also shown are the model calculations using kinetic data obtained below. Clearly, also the oxidation reaction is very fast and the rate of reaction is a function of oxygen concentration with the higher rates for the experiments with the higher oxygen concentration.

3.2.2. *Effect of temperature on oxidation reaction*

Effect of temperature on the oxidation reaction was investigated by performing several experiments at different temperatures between 800-1000°C with different O₂ concentrations of 3,6,10 and 15% to increase the validity of data.

Fig. 8 shows the conversion as a function of time obtained at different temperatures with 10% O₂ concentrations. It was observed that the oxidation rate was a function of temperature; although for higher temperatures i.e. 900, 950 and 1000 °C, that there is only a little difference in reaction rate. The low degree of final conversion at 800 and 850 °C is due to the low conversion reached during the reduction period. But in all cases the sample was oxidized back to a fully oxidized sample.

3.2.3. *Kinetic parameters for oxidation reaction*

The shrinking-core model for spherical grains was also used to model the oxidation reaction, i.e. equation (6). The kinetic model was developed using chemical reaction being the only resistance controlling the reaction. To determine the order of reaction several experiment were conducted at different temperatures with different O₂ concentration. The reaction order, n, of oxidation reaction was obtained by the slope of the plot of $\ln(\rho_m r_g / b\tau)$ vs. $\ln(C_{O_2})$ and was about 1, see Fig. 9. The results obtained at 800°C have not been included in this figure due to the much lower conversion obtained in the previous reduction step at this temperature.

Fig. 6 shows the Arrhenius plot obtained from the oxidation reaction data. The energy of activation for oxidation reaction obtained from the Arrhenius plot was about 40 kJ/mol and pre- exponential factor k₀ found was 5.43×10^{-3} m/s.

The results obtained with the shrinking-core model fit reasonably well with the experimental results, see Fig 7 and 8, which confirms that chemical reaction controlled the global reaction rate.

4. Design of a CLC system

Main parameters for the design of a CLC system are (i) the amount of oxygen carrier in both reactors must be enough in order to convert all the incoming reacting gases (ii) the

recirculation rate between the air and fuel reactor must be high enough to transport oxygen necessary for the fuel combustion and supply enough heat to maintain the high temperature in the fuel reactor, where the reaction of CH_4 with the Ni-based oxygen carrier is endothermic.

4.1. Mass and heat balance

In CLC oxygen is transported from air reactor to the fuel reactor by means of oxygen carrier. It is expected that a small amount of oxygen carrier will be elutriated from the reactor system due to attrition/fragmentation during the operation. Thus, a make up flow of oxygen carrier will be necessary in order to maintain the mass balance in the reactor system. However, it is likely that this make up is low enough to have any affect on mass and heat balance, and was not considered in the calculations. Also, when ash-free gaseous fuel is used, it is possible that elutriated material can used as raw material in the production process for the oxygen carrier particles.

The reaction of NiO with methane is endothermic, which results in a temperature drop in the fuel reactor. In order to maintain a high reduction rate of oxygen carrier particles with methane, a large temperature drop in the fuel reactor must be avoided. The temperature drop in the fuel reactor depends on the circulation rate of oxygen carrier, which is connected to the conversion difference of oxygen carrier between in the air and fuel reactor. A heat balance was made over the CLC reactor system for NiO/MgAl₂O₄ oxygen carrier. Here it was assumed that the fuel gas was preheated to 400°C before it was introduced to the fuel reactor and 20% excess air was used. It was found that in order to achieve a working temperature of 1000°C in the air reactor and 950°C in the fuel reactor, the conversion difference, ΔX , should be 0.18 for NiO/MgAl₂O₄ with 50% active NiO content.

4.2. Recirculation rate

Recirculation rate depends on the oxygen carrier and fuel used, as well as on the active metal content and the conversion variation obtained in the fuel and air reactor. The method of calculation for the recirculation rate is based on Abad et al.¹⁸. For 1 MW_f and assuming full conversion of fuel gas recirculation rate can be calculated from the following equation,

$$\dot{m}_{OC} = \frac{\dot{m}_c}{\Delta X_{S,FR}} \quad (9)$$

where \dot{m}_c is the characteristics circulation rate and is defined by oxygen carrier transport capacity and fuel,

$$\dot{m}_c = \frac{2dMo}{R_{o,OC} \Delta H_C^0} \quad (10)$$

A value of $0.74 \text{ kg s}^{-1}(\text{MW})^{-1}$ for \dot{m}_c was obtained using NiO/MgAl₂O₄ (50% active NiO content) as an oxygen carrier and methane as fuel. As discussed earlier, in case of NiO oxygen carrier, the recirculation rate is limited by the heat balance, due to the endothermic reaction in the fuel reactor. The recirculation rate of oxygen carrier per MW_f of CH₄ was 4.14 kg s^{-1} , when ΔX was 0.18. To achieve a reasonable recirculation flux of iron oxide particles between the air and fuel reactor, Lyngfelt et al. proposed, a high velocity riser, similar to the actual configuration of a circulating fluidized bed boiler (CFB). The authors found that a recirculation rate of $50 \text{ kg m}^{-2} \text{ s}^{-1}$ was needed to transport sufficient oxygen, and this was deemed feasible in the proposed system³. The recirculation rate in CFB depends on the operational conditions and riser configuration. The value of riser area in a CLC process for combustion of methane was suggested to be in the range $0.18\text{-}0.35 \text{ m}^2/\text{MW}_f$ ¹⁸. Taking a value of $0.2 \text{ m}^2/\text{MW}_f$ as an average of cross section area of riser, S, the solid flow can be calculated as,

$$G_S = \frac{\dot{m}_{OC}}{S} \quad (11)$$

The value of G_S found was $20.7 \text{ kg m}^{-2} \text{ s}^{-1}$ for the NiO/MgAl₂O₄ oxygen carrier used in this work which should be within the normal operational range for CFB systems.

4.3. Solid inventory

The NiO/MgAl₂O₄ oxygen carrier has been investigated in a 300W CLC reactor system in Johansson et al.¹². Complete conversion of methane was obtained using a solid

inventory in the range 600-2200 kg/MW_f. However, from this result it can be deduced that the amount of oxygen carrier material in the CLC system should be less and still maintain high gas yield. This would be preferable in order to reduce reactor size, which will result in lower investment cost in addition to less cost for oxygen carrier particles. A lower bed mass will also need a less power consumption by the fans that supply reacting gases to the air and fuel reactor. Thus, it is desirable to optimize the amount of bed material in a CLC system. The amount of bed material in a CLC system is directly related to the reactivity of the oxygen carrier with the fuel gas and air, as well as the oxygen transport capacity. NiO has a rather high transport capacity in comparison with Fe₂O₃ and Mn₃O₄, which are other common oxygen carrier materials.

The calculation method for the solid inventory is based on the method proposed by Abad et al.¹⁸. For complete conversion of gas, the bed mass in each reactor per MW of fuel can be calculated as

$$m_{OC,FR} = \dot{m}_c \frac{\tau_r}{\phi_{FR}} \quad (12 \text{ a})$$

$$m_{OC,AR} = \dot{m}_c \frac{\tau_o}{\phi_{AR}} \quad (12 \text{ b})$$

where the parameters ϕ_{FR} and ϕ_{AR} is the characteristics reactivity in the fuel reactor and air reactor respectively and defined as

$$\phi_{FR} = \left[\tau_r \frac{dX_s}{dt} \right]_{FR} \quad (13 \text{ a})$$

$$\phi_{AR} = \left[\tau_o \frac{dX_s}{dt} \right]_{AR} \quad (13 \text{ b})$$

The parameters τ_r and τ_o in eqs.12 and 13 are the times needed for the complete conversion of particles in the fuel and air reactor respectively obtained at average gas concentration and

$\overline{\frac{dX_s}{dt}}$ is the average solid reactivity in the air and fuel reactor. Assuming gas plug flow in the reactors and no resistance to the gas exchange between bubble and emulsion phases in the fluidized bed, the average reacting gas concentration in the fuel and air reactor can be obtained by the equation,

$$\overline{C}_n = \frac{\Delta X_g C_0^n}{\int_{X_{g,in}}^{X_{g,out}} \left[\frac{1 + \varepsilon_g X_g}{1 - X_g} \right]^n dX_g} \quad (14)$$

The parameter ε_g in eq. 14 represents the gas volume variation as a result of reaction and can be calculated as

$$\varepsilon_g = \frac{V_{g, X_{g=1}} - V_{g, X_{g=0}}}{V_{g, X_{g=0}}} \quad (15)$$

When CH₄ is used as fuel gas in CLC, for each mole of reacting gas, 3 moles of product gas are obtained. The value of ε_g is 2 for reduction reaction, using CH₄ as fuel gas, while -0.21 for oxidation reaction. Considering 100% CH₄ at the inlet of fuel reactor and a final gas conversion of 0.999, the average CH₄ concentration obtained in the fuel reactor was 13.2%. The average concentration of oxygen in air reactor was 11%, using 20% excess air for combustion. The values of τ_r and τ_o obtained in this work were 42 s and 34 s respectively, considering temperature in the fuel reactor 950° C and in air reactor 1000° C.

With the assumption of perfect mixing of solid particles in the fuel and air reactor, the characteristics reactivity, ϕ_j , can be expressed as a function of solid conversion at the inlet of each reactor and the conversion variation in a reactor. For a spherical grain ϕ_j can be calculated as¹⁸,

$$\begin{aligned} \phi_j = & 3 \left[1 - X_{o,inj}^{2/3} \exp\left(-\frac{(1 - X_{o,inj}^{1/3})}{\Delta X_S} \phi_j\right) \right] - 6 \frac{\Delta X_S}{\phi_j} \left[1 - X_{o,inj}^{1/3} \exp\left(-\frac{(1 - X_{o,inj}^{1/3})}{\Delta X_S} \phi_j\right) \right] \\ & + 6 \frac{\Delta X_S^2}{\phi_j^2} \left[1 - \exp\left(-\frac{(1 - X_{o,inj}^{1/3})}{\Delta X_S} \phi_j\right) \right] \end{aligned} \quad (16)$$

The value of characteristics reactivity is limited between 0 and 3 for the spherical grain using the shrinking core model.

Total solid inventory in a CLC system is obtained by summation of the bed masses in the fuel and air reactor

$$m_{total} = m_{OC,FR} + m_{OC,AR} \quad (17)$$

The parameter ϕ_j varies with the solid conversion at the inlet of the fuel or air reactor, varying the solid inventory. The minimum solid inventory in a CLC system of inter-connected fluidized bed is defined by solid-gas reactivity and depends on τ_r and τ_o .

Abad et al. have shown the curves of τ_r/τ_o and τ_o/τ_r to obtain the minimum solid inventory for CLC¹⁸. For a $\Delta X_S=0.18$ and with $\tau_r=42$ s for reduction reaction and $\tau_o=34$ s for oxidation reaction, the minimum solid inventory in the fuel reactor is reached at a point ($\Delta X_S=0.18$, $\tau_r/\tau_o=1.2$) which gives values for $\phi_{FR}=2.58$ and $X_{o,inFR}=0.6$. For the air reactor, at point ($\Delta X_S=0.18$, $\tau_o/\tau_r=0.8$), the values of $\phi_{AR}=2.57$ and $X_{o,inAR}=0.42$ were obtained. Figure 10 shows the total solid inventory needed in the reactors system. It can be seen that total solid inventory is dependent on the solid conversion at the inlet of fuel and air reactor. The minimum solid inventory needed in this work obtained was 22 kg/MW_f. The solid inventory increases as the solid conversion approaches to the value of $X_{o,inFR}=0.18$ or complete conversion in the air reactor.

5. Discussion

The kinetics of a promising oxygen carrier NiO/MgAl₂O₄ has been investigated in TGA using CH₄ as reducing gas and O₂ as oxidizing gas. The oxygen carrier was prepared by freeze granulation and has earlier been investigated in both continuous and batch fluidized beds with highly promising results. However, the detailed kinetics for the particles has not

been investigated earlier, and this was done in the present work. It was found that both the reduction and oxidation rates were dependent on the concentration of reacting gases and reaction temperature.

The reaction order n found for NiO/MgAl₂O₄ with CH₄ and O₂ was 0.4 and 1 respectively. There is no data available in the literature concerning the reaction order of this type of oxygen carrier with methane and oxygen. Abad et al. investigated a carrier based on NiO with Al₂O₃ and found reaction order of 0.8 and 0.2 for CH₄ and O₂ respectively¹⁸. Readman et al. also investigated NiO on NiAl₂O₄ and found reaction order of 0.74 and 1 for CH₄ and O₂ respectively²⁰. The two types of particles are clearly different and the difference in the values of reaction order may be due to Mg addition in the oxygen carrier used in this work.

The activation energies found for reduction and oxidation reactions were 114 and 40 kJ/mol respectively. A number of publications have calculated the activation energy for reduction and oxidation reaction for Ni-based oxygen carriers^{14,15,18,19}. The activation energy obtained in this work is rather high in comparison to those found for previously investigated Ni-based oxygen carrier. As discussed earlier, possibly addition of Mg in the oxygen carrier increase the activation energy both for reduction and oxidation reaction.

Solid inventory needed in a CLC system is inversely proportional to the reactivity of the metal oxide with fuel and oxygen. NiO/MgAl₂O₄, showed a very high reaction rate during both reduction and oxidation at high temperature. Thus, less amount of this oxygen carrier will be needed in the CLC reactor system. For NiO/MgAl₂O₄ oxygen carrier the minimum solid inventory with a solid conversion of $\Delta X_S=0.18$, is 22 kg/MW_f. This amount can be compared with the amount of Ni-based oxygen carriers calculated by the other authors. Mattisson et al. investigated NiO/Al₂O₃ prepared by impregnation in a TGA and found that total solid inventory needed for CLC is 620 kg/MW²³. Zafar et al. investigated NiO/MgAl₂O₄ prepared by impregnation and conclude that the amount of oxygen carrier needed in the fuel and air reactor varies between 125 and 175 kg/MW depending on the mass based conversion difference $\Delta\omega$ obtained in the reactor system⁹. However, these authors assumed first order reaction with average CH₄ and O₂ concentration of 10 and 5% in fuel and air reactor respectively. Also the active NiO content in these particles was below 30%. Cho et al. investigated freeze granulated NiO on alumina support in a laboratory fluidized bed reactor and found that 57-162 kg/MW oxygen carrier is needed in the fuel reactor depending on the

mass based solid conversion achieved during reduction ²⁴. Readman et al. has presented reactivity data for NiO/NiAl₂O₄ oxygen carrier containing a 60 wt% active metal content. The solid inventory needed in the fuel and air reactor of a CLC system, based on the reactivity data given is 315 kg/MW_{fuel}²⁰. Garcia et. al found an inventory of 45 kg/MW_f of freeze granulated NiO on alumina support with an active MeO content of 40 wt% ¹⁷. Above discussion shows that oxygen carrier used in this work needs less amount of bed material per MW of fuel and is superior to the oxygen carriers investigated by the other authors using methane as fuel. All authors assumed that mass transfer resistance was negligible between the bubble and emulsion phase. When the mass transfer in the fluidized bed is important, the solids inventories should be higher than those given.

6. Conclusions

The detailed reactivity of a highly promising oxygen carrier for CLC was determined using methane and oxygen. The carrier was composed of 60 wt% NiO with 40 wt% MgAl₂O₄. Some of NiO reacted with the support material reducing the active content to approximately 50%. The reactivity was investigated in a TGA at 800-1000 °C using 5-20% CH₄ as fuel gas for reduction and 3-15% O₂ as oxidizing gas for oxidation. The oxygen carrier showed very high reactivity during reduction and oxidation. The reaction rate was a function of reacting gas concentration and temperature both for reduction and oxidation reaction. However, conversion of particles for the reduction reaction was very low at lower temperatures i.e. 800 and 850 °C suggesting that it may not be feasible to use this oxygen carrier at lower temperature in a CLC system. The shrinking-core model for spherical grain geometry of reacting particle with chemical reaction control was used to determine the kinetics of reduction and oxidation. The value of reaction order for reduction reaction was 0.4, while 1 for oxidation reaction. The activation energy for reduction and oxidation reaction found was 114 and 40 kJ/mol respectively. The values of activation energy are higher to those described in the literature for Ni-based oxygen carrier. This may be due to the addition of MgO in the oxygen carrier particles. The reactivity data of NiO/MgAl₂O₄ was used to estimate the solid inventory needed in the CLC system. It was found that total solid inventory varies with the solid conversion at the inlet of fuel and air reactor. The minimum solid inventory found was 22 kg/MW_f. In order to operate the fuel reactor at 950 °C and air reactor at 1000 °C, the solid

conversion difference between the two reactors should not be more than 0.18, with a recirculation rate of $4.15 \text{ kg s}^{-1} \text{ MW}_f^{-1}$.

Acknowledgement

The authors wish to thank Ångpanneföreningens Forskningsstiftelse, Nordisk Energiforskning and CF Miljöfond for the financial support. A special thank is extended to Dr. Michael Strand for his help with TGA.

Nomenclature

b_i = Stoichiometric factor for the reaction i , mol solid reactant

C_i = gas concentration of species i , mol m^{-3}

d = stoichiometric factor in the fuel combustion reaction with oxygen, mol O_2 per mol of fuel

E = activation energy, $kJ\ mol^{-1}$

G_s = specific solids circulation rate, $kg\ m^{-2}\ s^{-1}$

k = chemical reaction rate constant, $mol^{1-n}\ m^{3n-2}\ s^{-1}$

k_0 = preexponential factor of the chemical reaction rate constant, $mol^{1-n}\ m^{3n-2}\ s^{-1}$

$m_{OC,FR}$ = solid inventory, in the fuel reactor, $(kg\ OC)\ MW_f^{-1}$

$m_{OC,AR}$ = solid inventory, in the air reactor, $(kg\ OC)\ MW_f^{-1}$

m_{total} = total solid inventory, as fully oxidized oxygen carrier, $(kg\ OC)\ MW_f^{-1}$

\bullet
 m_c = characteristic circulation rate, $(kg\ OC)\ s^{-1}\ MW_f^{-1}$

\bullet
 m_{OC} = circulation rate of fully oxidized oxygen carrier, $(kg\ OC)\ s^{-1}\ MW_f^{-1}$

M_O = molecular weight of oxygen, $16\ g\ mol^{-1}$

m = actual mass of the oxygen carrier, g

m_{red} = mass of the sample in reduced form, g

m_{ox} = mass of the sample when it is fully oxidized, g

n = reaction order

$R_{o,OC}$ = oxygen transport capacity of the oxygen carrier

r_g = grain radius, m

S = cross section area of the riser per MW_f , $m^2\ MW_f^{-1}$

t = time, s

$V_{g,X_g=0}$ = volume of the gas mixture at $X_g=0$, m^3

$V_{g,X_g=1}$ = volume of the gas mixture at $X_g=1$, m^3

X_{red} = the degree of conversion during reduction of oxygen carrier

X_{red} = the degree of conversion during oxidation of oxygen carrier

X_g = gas conversion

$X_{g,in}$ = gas conversion at the reactor inlet

$X_{g,out}$ = gas conversion at the reactor outlet

X_s = solid conversion

$X_{o,inj}$ = average solid conversion at the inlet of the reactor j

Greek letters

ΔH_c^0 = standard heat of combustion of the gas fuel, $kJ\ mol^{-1}$

ΔX_g = variation of the gas conversion

ΔX_s = variation of the solid conversion between the two reactors

ε_g = coefficient of expansion of the gas mixture

ϕ_j = characteristic reactivity in the reactor j

ρ_m = molar density of the reacting material, $mol\ m^{-3}$

τ_{ch} = time required for complete conversion of the particles, s

τ_r = time needed for the complete conversion of particles in the fuel reactor, s

τ_o = time needed for the complete conversion of particles in the air reactor, s

References

1. Richter, H.J.; Knoche, K.F.; Reversibility of combustion processes *ACS Symp. Ser.* **1983**, 71-85.
2. Ishida, M.; Zheng, D.; Akehata, T. *Energy* **1987**, 12, 147-154
3. Lyngfelt, A.; Leckner, B.; Mattisson, T. *Chem. Eng. Sci.* **2001**, 56, 3101-3113.
4. Ishida, M.; Jin, H. *Ind. Eng. Chem. Res.* **1996**, 35, 2469-2472.
5. Ryu, H.J., G.-T. Jin and C.-K. Yi. Demonstration of inherent CO₂ separation and no NO_x emission in a 50kW Chemical-looping combustor: Continuous Reduction and Oxidation experiments. *7th International Conference on Greenhouse Gas Control Technologies*, Vancouver, Canada, 2004.
6. Lyngfelt, A.; Kronberger, B.; Adanez, J.; Morin, J.X.; Hurst, P. The GRACE project. Development of oxygen carrier particles for chemical-looping combustion. Design and operation of a 10 kW chemical-looping combustor. *7th International Conference on Greenhouse Gas Control Technologies*, Vancouver, Canada 2004.
7. Adanez, J.; Gayan, P.; Celaya, J.; de diego, L.; Garcia-Labiano, F.; Abad, A. *Ind. Eng. Chem. Res.* **2006**, 45, 6075-6080.
8. Mattisson, T.; Zafar, Q.; Lyngfelt, A.; Johansson, M. Chemical Looping Combustion as a new CO₂ management Technology. *1st Regional Symposium on Carbon Management*, Dhahran, Saudi Arabia 2006.
9. Zafar, Q.; Mattisson, T.; Gevert, B. *Energy & Fuels* **2006**, 20, 34-44
10. Villa, R.; Cristiani, C.; Groppi, G.; Lietti, L.; Forzatti, P.; Cornaro, U.; Rossini, S. *J. of Molecular Catalysis A: Chemical*, **2003**. 204-205, p. 637-646.
11. Mattisson, T.; Johansson, M.; Lyngfelt, A. *Fuel* **2006**, 85, 736-747.
12. Johansson, E.; Mattisson, T.; Lyngfelt, A.; Thunman, H. *Fuel* **2006**, 85, 1428-1438.
13. Ryden, M.; Lyngfelt, A.; Mattisson, T. *Fuel* **2006**, 85, 1631-1641.
14. Ishida, M.; Jin, H.; Okamoto, T. *Energy & Fuels* **1996**, 10, 958-963.
15. Ryu, Ho-J.; Bae, D-H.; Han, K-H.; Lee, S-Y.; Jin, G-T.; Choi, J-H. *Korean J. Chem. Eng.* **2001**, 18(6), 831-837.
16. Garcia-Labiano, F.; de Diego, L. F.; Adanez, J.; Abad, A.; Gayan, P. *Ind. Eng. Chem. Res.* **2004**, 43, 8168-8177.
17. Garcia-Labiano, F.; Adanez, J.; de Diego, L. F.; Gayan, P.; Abad, A. *Energy & Fuels* **2006**, 20, 26-33.
18. Abad, A.; Adanez, J.; Garcia-Labiano, F.; de Diego, L. F.; Gayan, P.; Celaya, J. *Chem. Eng. Sci.* **2007**, 62, 533-549.
19. Son, S. R.; Kim, S. D. *Ind. Eng. Chem. Res.* **2006**, 45, 2689-2696.
20. Readman, J. E.; Olafsen, A.; Smith, J.B; Blom, R. *Energy & Fuels* **2006**, 20, 1382-1387.
21. Garcia-Labiano, F.; de Diego, L. F.; Adanez, J.; Abad, A.; Gayan, P. *Chem. Eng. Sci.* **2005**, 60, 851-862.
22. Levenspiel, O. *Chemical Reaction Engineering*. 3rd Edition, John Wiley & Sons.
23. Mattisson, T.; Järnäs, A.; Lyngfelt, A. *Energy & Fuels* **2003**, 17, 643-651.
24. Cho, P.; Mattisson, T.; Lyngfelt, A. *Fuel* **2004**, 83, 1215-1225.

Table 1: *Properties of the NiO/MgAl₂O₄ oxygen carrier particles*

Theoretical NiO content (wt%)	60
Active NiO content (wt%)	50
Particle size (mm)	0.125-0.180
Porosity	0.36
Specific surface area BET (m ² /g)	3.0
Apparent density (kg/m ³)	3200
Molar density of NiO/MgAl ₂ O ₄ (mol/m ³)	33290
Molar density of Ni/MgAl ₂ O (mol/m ³)	47712
Grain radius of NiO/MgAl ₂ O (m)	0.2×10^{-6}
Grain radius of Ni/MgAl ₂ O (m)	0.19×10^{-6}

Table 2: *Kinetic parameters for the reduction and oxidation reaction of the NiO/MgAl₂O₄ oxygen carrier*

	CH ₄	O ₂
E (kJ mol ⁻¹)	114	40
k _o (mol ¹⁻ⁿ m ²ⁿ⁻² s ⁻¹)	2.75	5.43×10^{-3}
n	0.4	1.0

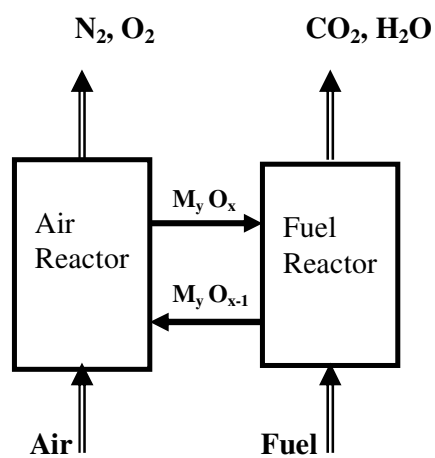


Figure 1: Chemical-looping combustion.

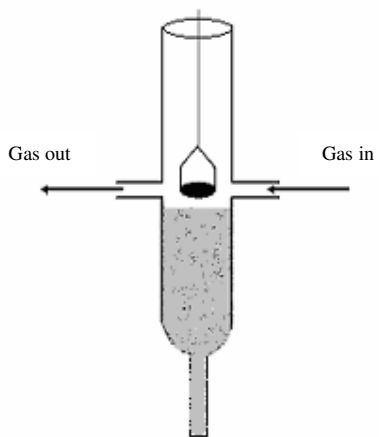


Figure 2: TGA furnace used for reactivity experiments.

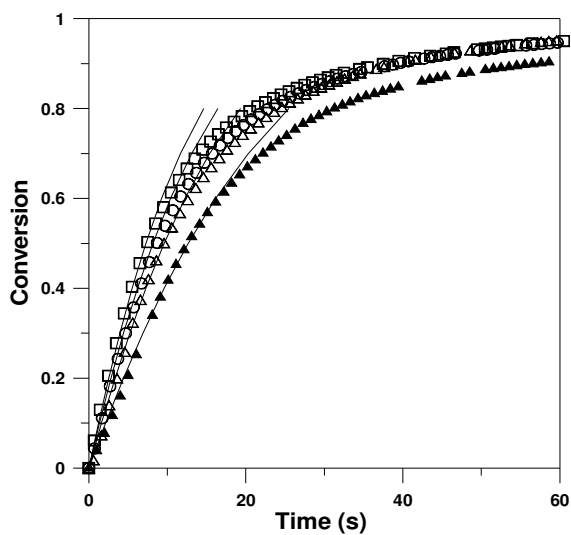


Figure 3: The conversion as a function of time for different CH₄ concentrations for the experiments conducted at 950°C. CH₄ concentrations are 5% (▲), 10% (△), 15% (○) and 20% (□). Continuous line: results predicted by model using kinetic parameters obtained in this work.

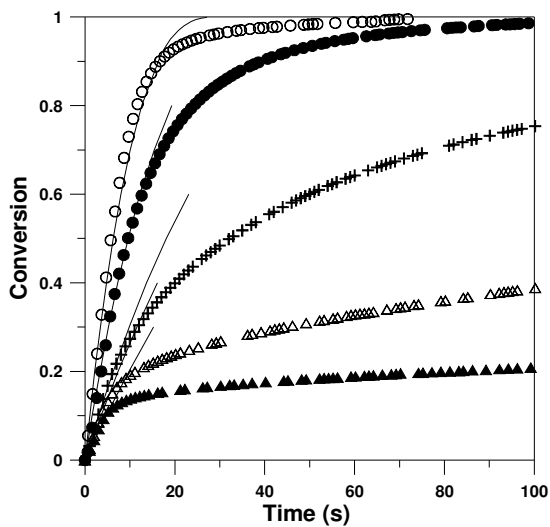


Figure 4: Effect of temperature on the reduction reaction of NiO/MgAl₂O₄ with CH₄ (10%) at 800°C (▲), 850°C (△), 900°C (+), 950°C (●) and 1000°C (○). Continuous line: results predicted by model using kinetic parameters obtained in this work.

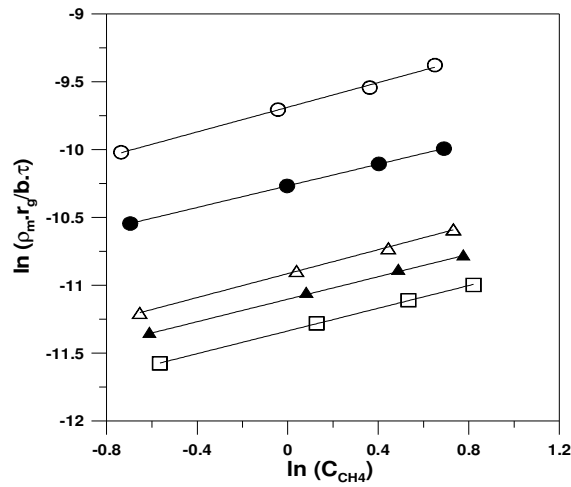


Figure 5: $\ln(\rho_{m,r_g}/b\tau)$ as function of $\ln(C_{CH_4})$ to obtain the order of reaction for reduction and the value of k at different temperatures 800°C (□), 850°C (▲), 900°C (Δ) 950°C (●) and 1000°C (○)

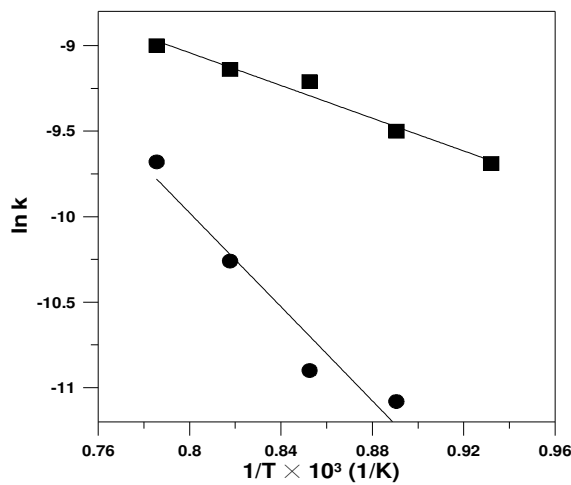


Figure 6: Arrhenius plot of the reduction and oxidation reaction with NiO/MgAl₂O₄ oxygen carrier. CH₄ (●), O₂ (■).

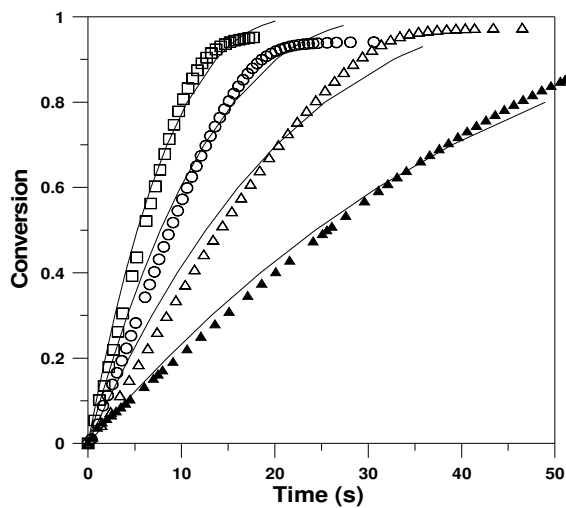


Figure 7: The conversion as a function of time for different O₂ concentrations for the experiments conducted at 1000°C. O₂ concentrations are 3% (▲), 6% (Δ), 10% (○) and 15% (□). Continuous line: results predicted by model using kinetic parameters obtained in this work.

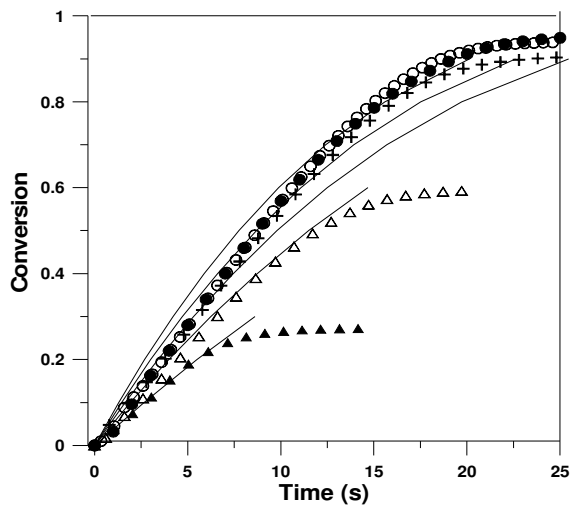


Figure 8: Effect of temperature on the oxidation reaction of NiO/MgAl₂O₄ with O₂ (10%) at 800°C (▲), 850°C (Δ), 900°C (+), 950°C (●) and 1000°C (○). Continuous line: results predicted by model using kinetic parameters obtained in this work.

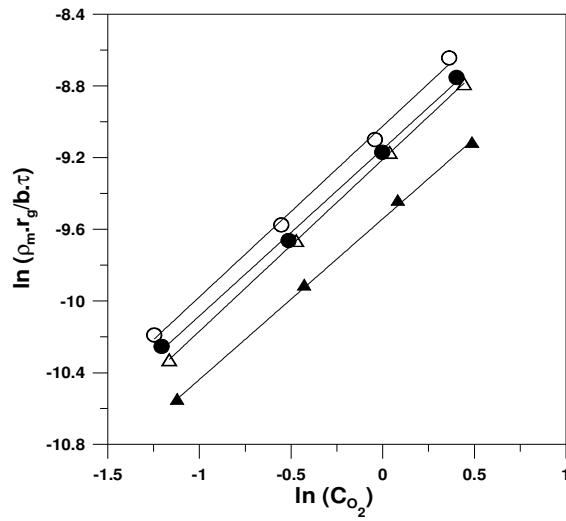


Figure 9: $\ln(\rho_m r_g / b \tau)$ as a function of $\ln(C_{O_2})$ to obtain the order of reaction for oxidation and the value k at different temperatures: 850°C (▲), 900°C (Δ) 950°C (●) and 1000°C (○)

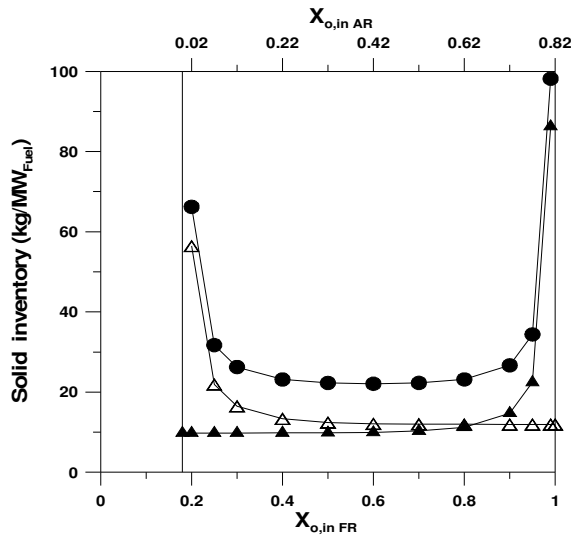


Fig 10: Solid inventory as a function of solid conversion at the inlet of fuel reactor ($X_{o,inFR}$) and air reactor ($X_{o,inAR}$) m_{FR} (Δ), m_{AR} (▲) and m_{total} (●).